

Princeton Plasma Physics Laboratory

PPPL-

PPPL-



Prepared for the U.S. Department of Energy under Contract DE-AC02-09CH11466.

Princeton Plasma Physics Laboratory

Report Disclaimers

Full Legal Disclaimer

This report was prepared as an account of work sponsored by an agency of the United States Government. Neither the United States Government nor any agency thereof, nor any of their employees, nor any of their contractors, subcontractors or their employees, makes any warranty, express or implied, or assumes any legal liability or responsibility for the accuracy, completeness, or any third party's use or the results of such use of any information, apparatus, product, or process disclosed, or represents that its use would not infringe privately owned rights. Reference herein to any specific commercial product, process, or service by trade name, trademark, manufacturer, or otherwise, does not necessarily constitute or imply its endorsement, recommendation, or favoring by the United States Government or any agency thereof or its contractors or subcontractors. The views and opinions of authors expressed herein do not necessarily state or reflect those of the United States Government or any agency thereof.

Trademark Disclaimer

Reference herein to any specific commercial product, process, or service by trade name, trademark, manufacturer, or otherwise, does not necessarily constitute or imply its endorsement, recommendation, or favoring by the United States Government or any agency thereof or its contractors or subcontractors.

PPPL Report Availability

Princeton Plasma Physics Laboratory:

<http://www.pppl.gov/techreports.cfm>

Office of Scientific and Technical Information (OSTI):

<http://www.osti.gov/bridge>

Related Links:

[U.S. Department of Energy](#)

[Office of Scientific and Technical Information](#)

[Fusion Links](#)

Formation of Plasmoid Chains in Magnetic Reconnection

R. Samtaney,¹ N. F. Loureiro,^{2,*} D. A. Uzdensky,³ A. A. Schekochihin,⁴ and S. C. Cowley^{2,5}

¹Princeton Plasma Physics Laboratory, Princeton University, Princeton, New Jersey 08543, USA

²EURATOM/UKAEA Fusion Association, Culham Science Centre, Abingdon, OX14 3DB, United Kingdom

³Department of Astrophysical Sciences/CMSO, Princeton University, Princeton, New Jersey 08544, USA

⁴Rudolf Peierls Centre for Theoretical Physics, University of Oxford, Oxford OX1 3NP, United Kingdom

⁵Plasma Physics, Blackett Laboratory, Imperial College, London SW7 2AZ, United Kingdom

(Received 2 March 2009; published 4 September 2009)

A detailed numerical study of magnetic reconnection in resistive MHD for very large, previously inaccessible, Lundquist numbers ($10^4 \leq S \leq 10^8$) is reported. Large-aspect-ratio Sweet-Parker current sheets are shown to be unstable to super-Alfvénically fast formation of plasmoid (magnetic-island) chains. The plasmoid number scales as $S^{3/8}$ and the instability growth rate in the linear stage as $S^{1/4}$, in agreement with the theory by Loureiro *et al.* [Phys. Plasmas **14**, 100703 (2007)]. In the nonlinear regime, plasmoids continue to grow faster than they are ejected and completely disrupt the reconnection layer. These results suggest that high-Lundquist-number reconnection is inherently time-dependent and hence call for a substantial revision of the standard Sweet-Parker quasistationary picture for $S > 10^4$.

DOI: 10.1103/PhysRevLett.103.105004

PACS numbers: 52.35.Vd, 52.35.Py, 94.30.cp, 96.60.Iv

Introduction.—Magnetic reconnection is a fundamental plasma process of rapid rearrangement of magnetic field topology, accompanied by a violent release of magnetically-stored energy and its conversion into heat and into nonthermal particle energy. It is of crucial importance for numerous physical phenomena such as solar flares and coronal mass ejections [1], magnetic storms in the Earth's magnetosphere [2], and sawtooth crashes in tokamaks [3]. Reconnection times in these environments are observed to be very short, usually only 10 to 100 times longer than the global Alfvén transit time, $\tau_A = L/v_A$, where L is the characteristic system size and v_A is the Alfvén speed. This is in direct contradiction with the classical Sweet-Parker (SP) [4,5] reconnection model, which employs the simplest possible nonideal description of plasma—two-dimensional (2D) resistive magnetohydrodynamics (MHD)—and predicts a very long reconnection time scale $\tau_{\text{rec}} \sim \tau_A S^{1/2}$, where $S = Lv_A/\eta \gg 1$ is the Lundquist number, and η is the resistivity (or magnetic diffusivity) of the plasma. Both numerical simulations [6,7] and laboratory experiments [8] have confirmed the SP theory for collisional plasmas where resistive MHD with smoothly varying (e.g., Spitzer) resistivity must apply. Because of this discrepancy between the MHD picture and observations, efforts to understand magnetic reconnection have moved beyond simple resistive MHD to increasingly sophisticated and realistic plasma-physics frameworks incorporating collisionless processes such as anomalous resistivity or two-fluid effects, where, indeed, fast reconnection rates have been found [9,10]. For these reasons, simple resistive-MHD reconnection has come to be viewed as well understood, uninteresting, and mostly irrelevant.

However, most previous numerical studies of resistive-MHD reconnection have been limited by resolution constraints to relatively modest Lundquist numbers ($S \lesssim 10^4$).

The same is true for dedicated reconnection experiments. On the other hand, in most real applications of reconnection, the Lundquist numbers are much larger (e.g., $S \sim 10^{12}$ in the solar corona, $S \sim 10^8$ in large tokamaks). Thus, there is a large gap between the extreme parameter regime that we would like to understand and that accessible to the numerical and experimental studies performed so far. Asymptotically high values of S have never been probed by numerical simulations and, therefore, one cannot really claim a complete understanding of magnetic reconnection even in the simplest framework of 2D MHD with a (quasi) uniform resistivity.

Of particular interest is the possibility that current sheets with large aspect ratios $L/\delta_{\text{SP}} \sim S^{1/2}$, where $\delta_{\text{SP}} = (L\eta/V_A)^{1/2}$ is the width of the SP current layer, should be unstable and break up into chains of secondary magnetic islands, or plasmoids—a phenomenon absent from the SP theory. A tearing instability of large-aspect-ratio current sheets was anticipated by [6,11] and was indeed found in those numerical studies where $S \sim 10^4$ was reached (e.g., [6,12–17]). Current-sheet instability and plasmoid formation have also been observed in numerical reconnection studies using other physical descriptions, e.g., fully kinetic simulations [18–21], and there is tentative observational evidence [22,23] that plasmoids might play a key role in the dynamics of magnetic reconnection in the Earth's magnetosphere and in solar flares. In fusion devices, plasmoids are less well diagnosed but results from the TEXTOR tokamak [24] suggest that they might also be present. Theoretically, plasmoid formation has been proposed as a mechanism of fast reconnection [15–18,20,25] and nonthermal particle acceleration in reconnection events [19]. Thus, plasmoids seem to be as ubiquitous as magnetic reconnection itself. However, although their appearance has been reported by many authors, neither the

plasmoid formation in the limit of asymptotically large S , nor its effect on reconnection have been systematically investigated on any quantitative level and remain poorly understood.

As the first step towards this goal, Loureiro *et al.* [26] developed a linear theory of the instability of large-aspect-ratio current sheets that, unlike in the calculation of [11], emerges from a controlled asymptotic expansion in large S . Mathematically, the instability resembles a tearing instability with large Δ' , leading to the formation of an inner layer with the width $\delta_{\text{inner}} \sim S^{-1/8} \delta_{\text{SP}}$. The instability is super-Alfvénically fast, with the maximum growth rate scaling as $\gamma \tau_A \sim S^{1/4}$; the fastest-growing mode occurs on a scale that is small compared to the length of the current sheet, viz., the number of plasmoids formed along the sheet scales as $S^{3/8}$.

In this Letter, we report the next step towards the detailed assessment of the role of plasmoids in reconnection: the first numerical evidence that indeed current sheets go unstable in the extremely fast way predicted by [26] and that the instability obeys the scalings derived there. To this end, we perform a set of 2D MHD simulations of an SP reconnection layer with uniform resistivity and asymptotically large Lundquist numbers $10^4 \leq S \leq 10^8$.

Numerical setup.—Probing such previously unattainable values of the Lundquist number is made possible by a special numerical setup that zooms in on the SP current sheet by choosing a simulation box whose size in the direction across the reconnection layer (x) is somewhat larger than, but tied to, the SP thickness, $L_x \gtrsim \delta_{\text{SP}}$, while in the direction along the layer (y), the box covers a finite fraction of the global length L of the sheet. The boundary conditions are used to mimic the asymptotic matching between the global and local solutions (in the spirit of [7]). Let us explain how this is done.

We solve the standard set of compressible resistive-MHD equations (the adiabatic index is $5/3$; viscosity and thermal conductivity are ignored) in an elongated 2D box, $[-L_x, L_x] \times [-L_y, L_y]$. At the upstream boundaries ($x = \pm L_x$), we prescribe the reconnecting component of the magnetic field, $B_y(x = \pm L_x, y) = \pm B_{\text{in}}$ and the incoming velocity, $v_x(x = \pm L_x, y) = \mp v_{\text{in}}$. As the box is understood to model an SP current sheet, we set $L_x = \delta_{\text{SP}} = LS^{-1/2} = (L\eta/v_A)^{1/2}$, where v_A is the Alfvén speed cor-

responding to B_{in} and L is the (half-)length of the current sheet. We should then have $v_{\text{in}} = v_A S^{-1/2} = (v_A \eta/L)^{1/2}$. We choose our code units so that $v_A = 1$ and $L = 1$. Then setting $L_x = \eta^{1/2}$ and $v_{\text{in}} = \eta^{1/2}$ enforces a fixed SP reconnection rate based on $v_A = 1$ and $L = 1$. Choosing $L_y = 1$ would correspond to simulating the entire length of the current sheet, but it is clear that in this local setup only its inner part can be computed accurately, so we choose $L_y = 0.24$. At the downstream boundaries ($y = \pm L_y$) free outflow boundary conditions are imposed. The method of characteristics is used to determine the remaining boundary conditions. The Mach number, $M = v_A/c_s$ (c_s is the sound speed) is small ($M \lesssim 0.1$). The initial conditions are chosen so as to represent qualitatively an SP-like current layer (using the Harris profile). We do not choose an initial perturbation with a particular wave number; instead the system itself is allowed to pick the most unstable wave number. The equations are solved numerically with a semi-implicit, second-order accurate time stepping approach in which the ideal MHD fluxes are computed explicitly using a seven-wave upwind finite-volume method, and the diffusion terms in the induction equation are solved implicitly using a semicoarsening multigrid technique. For the highest value of S reported, a resolution of 512×8192 grid points is used [27]; convergence studies were performed to ensure that increasing the resolution did not change the results.

Time evolution of the instability.—For $S < 10^4$, the current density at $x = 0$ settles down to a quasisteady state, and no plasmoids are observed, consistent with SP theory. As the Lundquist number is increased, this picture changes dramatically. The system does not settle into a steady state—instead, as predicted by the linear theory [26], the layer becomes unstable and secondary islands (plasmoids) form, with reconnection occurring at multiple X points—see Figs. 1 and 2. We see that plasmoid chains develop along the sheet and that the plasmoids closer to the center of the sheet grow faster than those farther away from it [28]. At early times, the plasmoids grow exponentially. The growth rates for different values of S are plotted in Fig. 3 and exhibit an extremely good agreement with the scaling $\gamma \tau_A \sim S^{1/4}$ predicted by the linear theory. Figure 4 shows the time evolution of the x width of the plasmoid closest to the center of the sheet for $S = 10^8$. When the plasmoid




FIG. 1 (color online). Contour plots of the current density showing the time evolution of an SP current sheet for $S = 10^8$. The times shown are, from top to bottom, $t = 0.20\tau_A$, $t = 0.40\tau_A$, $t = 0.45\tau_A$ and $t = 0.50\tau_A$. The domain shown is $-\delta_{\text{SP}} \leq x \leq \delta_{\text{SP}}$ (inflow direction, vertical), and $-0.12L \leq y \leq 0.12L$ (outflow direction, horizontal), where $\delta_{\text{SP}} \simeq 10^{-4}$ is the SP layer width and $L = 1$ is the (half-)length of the current sheet (see text; only the central half of the simulation box is shown).

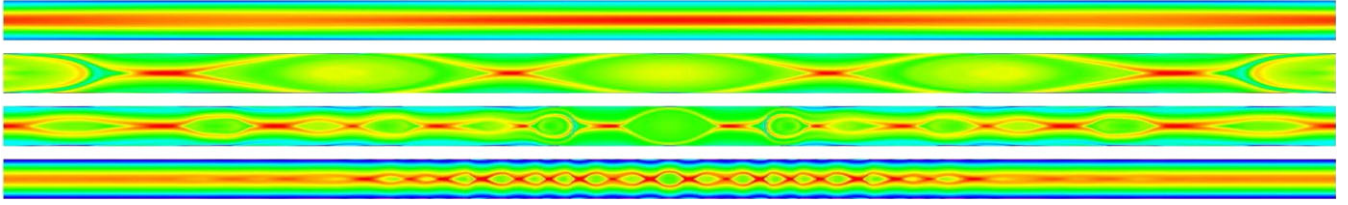


FIG. 2 (color online). Current density for $S = 10^4$, $S = 10^5$, $S = 10^6$ and $S = 10^7$. $S = 10^8$ is shown in Fig. 1.

width exceeds the width of the inner layer, $\delta_{\text{inner}} \sim S^{-1/8} \delta_{\text{SP}}$, the exponential growth stage described in the preceding paragraph ends. The subsequent nonlinear growth is slower, but still sufficiently rapid to permit the plasmoids to reach the width of the current sheet before being advected out by the mean outflow along the SP sheet, $v_y \sim (y/L)v_A$. The outward advection is illustrated by Fig. 5, where we plot the time traces of the plasmoid O points along the sheet. The plasmoids that are further away from the center of the sheet move faster due to faster outflow. Once the plasmoids grow enough to touch the wall $x = \pm L_x$, the simulation becomes invalid and is stopped. The fact that they do touch the wall, however, means that in a global setup, they would grow to exceed the SP width δ_{SP} , so the current sheet is broken up.

Spatial structure of the plasmoid chain.—The development of multiple plasmoids for different values of S is illustrated in Fig. 2: the number of plasmoids is observed to increase with the Lundquist number. Figure 6 shows the number of plasmoids vs S [30]. Again, there is excellent agreement with the scaling $\sim S^{3/8}$ of the most unstable wave number predicted by the linear theory [26].

The decrease in the linear growth rate with y means that the simulations must be run into a nonlinear state to observe the formation of the entire plasmoid chain. That is, by the time the outer plasmoids become detectable (but still linear), the inner plasmoids can already be well into their nonlinear evolution. At that stage, finite box effects can play a role (and induce artificial plasmoid splitting); thus there is a degree of imprecision in measuring the

number of the primary plasmoids resulting from the linear instability of the current sheet (the diagnostic in Fig. 6 counts the maximum number of plasmoids during the run), especially at the largest values of S . However, the errors this introduces in Fig. 6 are not large and do not affect the validity of our claim that the theoretical scaling $S^{3/8}$ is obeyed.

Discussion.—The key questions that remain to be answered are how large the plasmoids grow after they exceed the width of the SP layer, and what is their impact on the reconnection rate. Addressing these questions requires global (or, at least, intermediate-scale) simulations capturing regions both interior and exterior to the current sheet. We could not computationally afford such simulations and simultaneously investigate the very large values of S required to diagnose the current-sheet instability in its asymptotic form. In our view, it was important, before undertaking a global reconnection study, to understand the nature of the instability. The conclusion of this Letter is that the instability exists, is super-Alfvénically fast (cf. [17,21]) and, in the limit of large S , quantitatively follows the linear theory of [26,29]. This is the first numerical study that has been able to make this statement and thus, in a sense, demystify the phenomenon of multiple-plasmoid generation. This conclusion puts further investigations of the plasmoid effect on magnetic reconnection on a firm theoretical footing. One must, however, acknowledge the limitations of a pure MHD description at moderate to high S : at the scale of the secondary current sheets

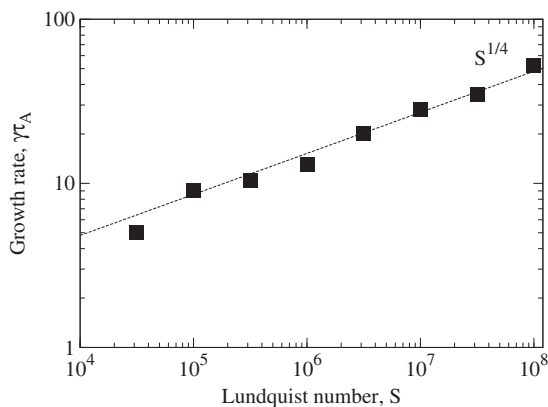


FIG. 3. Growth rate of the central plasmoid vs S . The theoretical slope $S^{1/4}$ [26] is shown for reference.

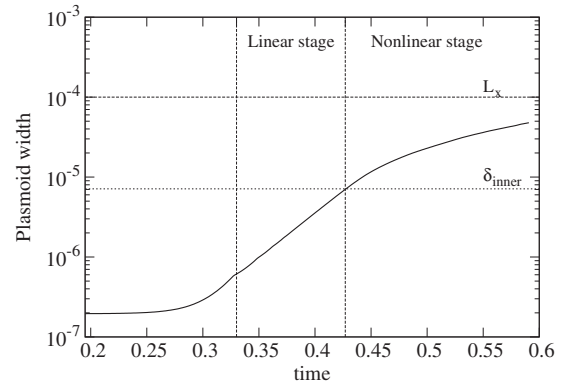


FIG. 4. Time evolution of the half-width of the plasmoid closest to the center of the sheet for $S = 10^8$. Half-widths of the inner layer, δ_{inner} [26], and of the SP sheet, $\delta_{\text{SP}} = L_x$, are shown for reference.

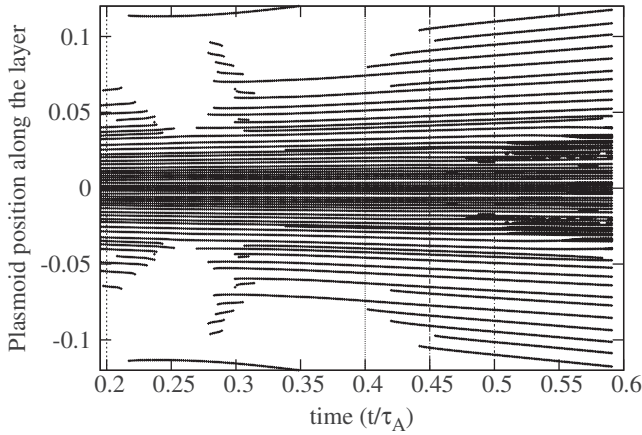


FIG. 5. O points position vs time, $S = 10^8$. Dotted lines mark the times at which the current sheet is shown in Fig. 1.

that mediate the plasmoids, kinetic effects are likely to be important [17,21].

Numerical evidence for plasmoids is now so abundant that there should remain little doubt of their importance in reconnection. It is clear that for sufficiently large systems, plasmoid-dominated current layers are inevitable, and they may be key to attaining fast reconnection, both in collisional and collisionless systems [15–18,20]. Plasmoid formation and magnetic reconnection are thus inextricably linked and further progress in understanding reconnection in realistic systems necessarily requires a theory that takes the plasmoid dynamics into account, including kinetic effects (and the complexity of 3D [31]). It also requires experimental evidence—however, present-day magnetic reconnection experiments have not yet been able to observe plasmoid formation, most likely because of the moderate current-sheet aspect ratios [8]. The effect of plasmoids on reconnection is, in our view, one of the natural objects of emphasis for the next generation of dedicated magnetic reconnection experiments.

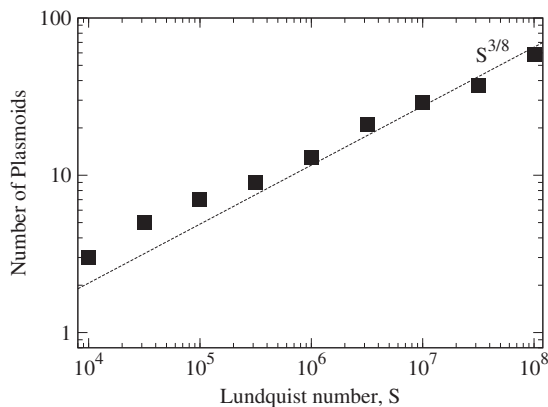


FIG. 6. The maximum number of plasmoids in the central part of the sheet, $-0.12L \leq y \leq 0.12L$, vs S . The theoretical slope from linear theory, $S^{3/8}$ [26], is shown for reference.

R. S. was supported by U.S. DOE, and D. A. U. by NSF CMSO. A. A. S. was supported STFC. R. S. and D. A. U. thank the Leverhulme Trust Network for Magnetised Plasma Turbulence for travel support. Simulations were performed at NERSC, NCSA and Tigris (Princeton).

*Present address: IPFN, Instituto Superior Técnico, Lisbon, Portugal.

- [1] P. A. Sweet, *Annu. Rev. Astron. Astrophys.* **7**, 149 (1969); T. Yokoyama *et al.*, *Astrophys. J.* **546**, L69 (2001).
- [2] J. W. Dungey, *Phys. Rev. Lett.* **6**, 47 (1961); A. Bhattacharjee, *Annu. Rev. Astron. Astrophys.* **42**, 365 (2004); C. J. Xiao *et al.*, *Nature Phys.* **2**, 478 (2006).
- [3] R. J. Hastie, *Astrophys. Space Sci.* **256**, 177 (1997).
- [4] P. A. Sweet, in *Electromagnetic Phenomena in Cosmical Physics*, edited by B. Lehnert (Cambridge University Press, Cambridge, 1958), p. 123.
- [5] E. N. Parker, *J. Geophys. Res.* **62**, 509 (1957).
- [6] D. Biskamp, *Phys. Fluids* **29**, 1520 (1986).
- [7] D. A. Uzdensky and R. M. Kulsrud, *Phys. Plasmas* **7**, 4018 (2000).
- [8] H. Ji *et al.*, *Phys. Plasmas* **6**, 1743 (1999).
- [9] M. Ugai and T. Tsuda, *J. Plasma Phys.* **17**, 337 (1977).
- [10] J. Birn *et al.*, *J. Geophys. Res.* **106**, 3715 (2001).
- [11] S. Bulanov *et al.*, *Sov. J. Plasma Phys.* **5**, 280 (1979).
- [12] L. C. Lee and Z. F. Fu, *J. Geophys. Res.* **91**, 6807 (1986).
- [13] S.-P. Jin and W.-H. Ip, *Phys. Fluids B* **3**, 1927 (1991).
- [14] N. F. Loureiro *et al.*, *Phys. Rev. Lett.* **95**, 235003 (2005).
- [15] G. Lapenta, *Phys. Rev. Lett.* **100**, 235001 (2008).
- [16] N. F. Loureiro *et al.*, arXiv:0904.0823.
- [17] A. Bhattacharjee *et al.*, arXiv:0906.5599.
- [18] W. Daughton *et al.*, *Phys. Plasmas* **13**, 072101 (2006).
- [19] J. F. Drake *et al.*, *Geophys. Res. Lett.* **33**, L13105 (2006).
- [20] W. Daughton and H. Karimabadi, *Phys. Plasmas* **14**, 072303 (2007).
- [21] W. Daughton *et al.*, *Phys. Rev. Lett.* (to be published).
- [22] J. Lin *et al.*, *J. Geophys. Res.* **113**, A11107 (2008).
- [23] A. Bemporad, *Astrophys. J.* **689**, 572 (2008).
- [24] Y. Liang *et al.*, *Nucl. Fusion* **47**, L21 (2007).
- [25] K. Shibata and S. Tanuma, *Earth, Planets and Space* **53**, 473 (2001).
- [26] N. F. Loureiro *et al.*, *Phys. Plasmas* **14**, 100703 (2007).
- [27] For comparison, we estimate that a global simulation (where, e.g., $L_x = L_y = 1$) of the $S = 10^8$ run would require a resolution of $\sim 10^6 \times 2000$ grid points (on a fixed mesh) to capture the *linear* regime of this instability, a requirement which renders obvious the need for the local simulations which we present here.
- [28] The fact that the growth rate for the off-center plasmoids is a decreasing function of the distance along the sheet was not captured in the simple equilibrium model used in [26] but does emerge in the calculation for a general SP equilibrium [29].
- [29] N. F. Loureiro *et al.*, *Phys. Plasmas* (to be published).
- [30] To avoid possible boundary-condition effects, we only count the number of plasmoids present in the central half of the simulation domain, $-0.12L < y < 0.12L$.
- [31] L. Yin *et al.*, *Phys. Rev. Lett.* **101**, 125001 (2008).

The Princeton Plasma Physics Laboratory is operated
by Princeton University under contract
with the U.S. Department of Energy.

Information Services
Princeton Plasma Physics Laboratory
P.O. Box 451
Princeton, NJ 08543

Phone: 609-243-2750
Fax: 609-243-2751
e-mail: pppl_info@pppl.gov
Internet Address: <http://www.pppl.gov>