

---

# Princeton Plasma Physics Laboratory

---

PPPL-

PPPL-



Prepared for the U.S. Department of Energy under Contract DE-AC02-09CH11466.

# Princeton Plasma Physics Laboratory

## Report Disclaimers

---

### Full Legal Disclaimer

This report was prepared as an account of work sponsored by an agency of the United States Government. Neither the United States Government nor any agency thereof, nor any of their employees, nor any of their contractors, subcontractors or their employees, makes any warranty, express or implied, or assumes any legal liability or responsibility for the accuracy, completeness, or any third party's use or the results of such use of any information, apparatus, product, or process disclosed, or represents that its use would not infringe privately owned rights. Reference herein to any specific commercial product, process, or service by trade name, trademark, manufacturer, or otherwise, does not necessarily constitute or imply its endorsement, recommendation, or favoring by the United States Government or any agency thereof or its contractors or subcontractors. The views and opinions of authors expressed herein do not necessarily state or reflect those of the United States Government or any agency thereof.

### Trademark Disclaimer

Reference herein to any specific commercial product, process, or service by trade name, trademark, manufacturer, or otherwise, does not necessarily constitute or imply its endorsement, recommendation, or favoring by the United States Government or any agency thereof or its contractors or subcontractors.

---

## PPPL Report Availability

### Princeton Plasma Physics Laboratory:

<http://www.pppl.gov/techreports.cfm>

### Office of Scientific and Technical Information (OSTI):

<http://www.osti.gov/bridge>

---

### Related Links:

[U.S. Department of Energy](#)

[Office of Scientific and Technical Information](#)

[Fusion Links](#)

# Recent Improvements in Fast Wave Heating in NSTX

G. Taylor<sup>\*</sup>, R.E. Bell<sup>\*</sup>, R.W. Harvey<sup>#</sup>, J.C. Hosea<sup>\*</sup>, E.F. Jaeger<sup>+</sup>,  
B.P. LeBlanc<sup>\*</sup>, C.K. Phillips<sup>\*</sup>, P.M. Ryan<sup>+</sup>, E.J. Valeo<sup>\*</sup>, J.B. Wilgen<sup>+</sup>,  
J.R. Wilson<sup>\*</sup>, and the NSTX Team

<sup>\*</sup> Princeton Plasma Physics Laboratory, Princeton University, Princeton, NJ 08543, USA

<sup>#</sup> CompX, Del Mar, CA 92014, USA

<sup>+</sup> Oak Ridge National Laboratory, Oak Ridge, TN 37831, USA

**Abstract.** Recent improvements in high-harmonic fast wave (HHFW) core heating in NSTX are attributed to using lithium conditioning, and other wall conditioning techniques, to move the onset density for perpendicular fast wave propagation further from the antenna. This has resulted in the first observation of HHFW core electron heating in deuterium plasma at a launched toroidal wavenumber,  $k_\phi = -3 \text{ m}^{-1}$ , NSTX record core electron temperatures of 5 keV in helium and deuterium discharges and, for the first time, significant HHFW core electron heating of deuterium neutral-beam-fuelled H-mode plasmas. Also,  $k_\phi = -8 \text{ m}^{-1}$  heating of the plasma start-up and plasma current ramp-up has resulted in significant core electron heating, even at central electron densities as low as  $\sim 4 \times 10^{18} \text{ m}^{-3}$ .

**Keywords:** Spherical Torus, RF Heating, Electron Energy and Confinement Time

**PACS:** 52.50.Qt, 52.55.Hc

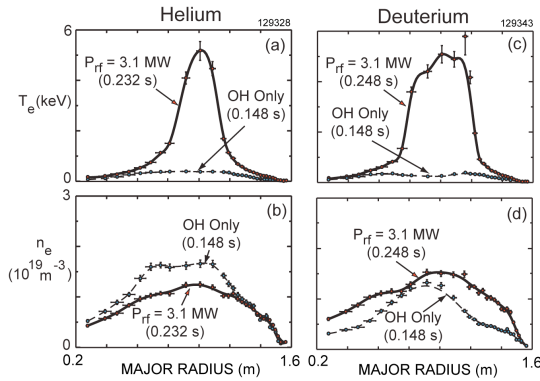
## I. INTRODUCTION

High-harmonic fast wave (HHFW) heating and current drive are being studied in NSTX to provide efficient core electron heating, and  $q(0)$  control, during long-pulse H-mode plasmas fuelled by deuterium neutral beam injection (NBI), and to generate bootstrap current overdrive during non-inductive plasma current ( $I_p$ ) ramp-up [1]. The 12-element HHFW antenna in NSTX provides a well-defined spectrum of directed waves with launched toroidal wavenumbers,  $k_\phi = \pm 13 \text{ m}^{-1}$ ,  $\pm 8 \text{ m}^{-1}$  and  $\pm 3 \text{ m}^{-1}$ , when the phase difference ( $\Delta\phi$ ) between adjacent antenna elements is  $\pm 150^\circ$ ,  $\pm 90^\circ$  and  $\pm 30^\circ$ , respectively [2]. Recent significant improvements in HHFW core electron heating are attributed to moving the onset density for perpendicular fast wave propagation farther from the antenna Faraday screen and first wall [3-5]. In deuterium plasmas, lithium wall conditioning [6] has been used to reduce the edge density, and has resulted in first clear observation of  $k_\phi = -3 \text{ m}^{-1}$  HHFW core electron heating. Also, record NSTX central electron temperatures of 5 keV have been measured with 3.1 MW of  $k_\phi = -8 \text{ m}^{-1}$  power in both helium and deuterium L-mode discharges. These L-mode results are presented in section II. Significant core electron heating of lithium-conditioned, deuterium NBI-fuelled H-mode plasmas has been measured for the first

time and these results are presented in Section III. Finally, as discussed in section IV,  $k_\phi = -8 \text{ m}^{-1}$  heating of plasma start-up and  $I_p$  ramp-up have also benefited from lithium wall conditioning, resulting in HHFW core electron heating even at densities as low as  $n_e(0) \sim 4 \times 10^{18} \text{ m}^{-3}$ .

## II. IMPROVED HEATING OF DEUTERIUM L-MODE PLASMAS

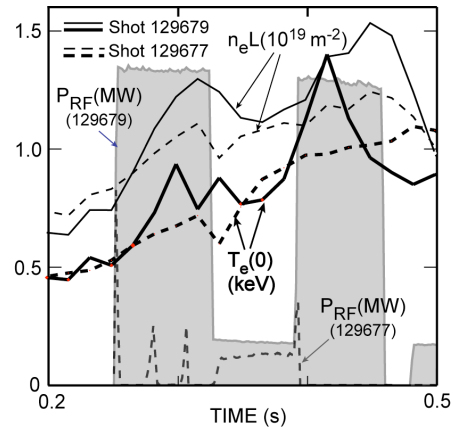
Lithium wall conditioning significantly improved HHFW heating efficiency in deuterium L-mode plasmas, especially at longer launched wavelengths. Improvements



**Figure 1.**  $T_e$  and  $n_e$  profiles measured by MPTS during  $k_\phi = -8 \text{ m}^{-1}$  HHFW heating of helium [(a) and (b)] and deuterium [(c) and (d)] L-mode plasmas show NSTX record  $T_e(0) = 5 \text{ keV}$ .  $T_e$  and  $n_e$  profiles measured immediately prior to the start of HHFW heating are also plotted for comparison.

antenna  $\Delta\phi$  values with lower  $k_\phi$  spectra had increased  $n_e(0)$ . A degradation in heating efficiency with increased launched wavelength was observed, that was similar to the degradation measured for helium plasmas [4], except that in deuterium no core electron heating was measured at  $k_\phi = -3 \text{ m}^{-1}$  until 20 mg/min of lithium wall conditioning was used. Wall conditioning reduced the density in front of the antenna sufficiently to allow the first significant  $k_\phi = -3 \text{ m}^{-1}$  core electron heating to be measured in NSTX deuterium plasmas (Fig. 2). However the heating efficiency at  $k_\phi = -3 \text{ m}^{-1}$  was still reduced compared to the efficiency obtained at higher  $k_\phi$  since the amount of lithium used was not sufficient to move the fast wave onset density away from the antenna.

in core electron heating efficiency at  $k_\phi = -8 \text{ m}^{-1}$  resulted in NSTX record  $T_e(0)$  values of 5 keV when 3.1 MW of RF power was coupled into both helium and deuterium plasmas, as shown in Fig. 1.  $T_e$  profiles became very peaked, with the  $T_e$  profile being broader in deuterium, with a steeper  $T_e$  gradient, probably due to the development of a reversed-shear  $q$  profile [7, 8]. Antenna  $\Delta\phi$  values with higher  $k_\phi$  spectra resulted in more centrally peaked  $T_e$  profiles and faster  $T_e(0)$  increases, while

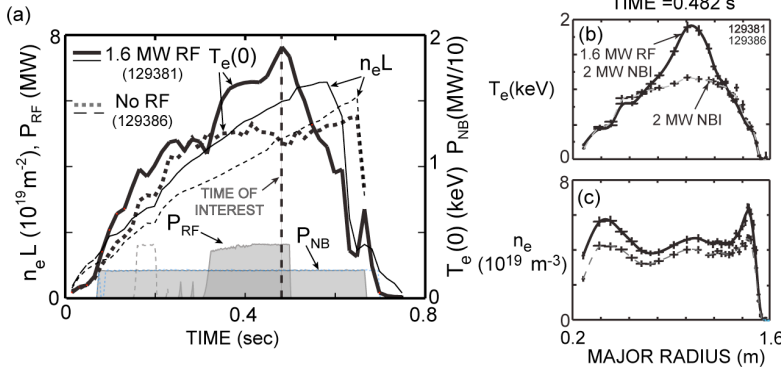


**Figure 2.**  $T_e(0)$  and  $n_e L$  evolution measured by multi-point laser Thomson scattering (MPTS) for two similar deuterium L-mode plasmas with 20 mg/min of lithium wall conditioning. Shot 129679 (solid lines) had up to 1.3 MW of  $k_\phi = -3 \text{ m}^{-1}$  RF power (shaded region). Shot 129677 (dashed lines) had less than 150 kW of RF power.

### III. HEATING OF DEUTERIUM NBI H-MODE PLASMAS

Earlier attempts to couple HHFW power into deuterium NBI-fuelled H-mode plasmas in NSTX

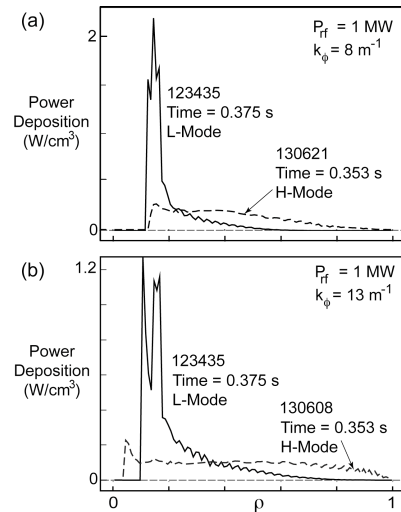
resulted in edge ion heating, but no core heating [9]. Recently, experiments using lithium conditioning to reduce the scrape-off density in front of the antenna produced the first HHFW-heated deuterium NBI H-mode plasmas that show clear evidence of core electron heating, with  $T_e(0)$  increasing from 1.2 to 1.8 keV when



**Figure 3.** (a) Time evolution of  $T_e(0)$  and  $n_e L$ , measured by MPTS for two similar plasmas with 2 MW of deuterium NBI. One of the plasmas has 1.8 MW of  $14 \text{ m}^{-1} + 18 \text{ m}^{-1}$  ( $\Delta\phi = 180^\circ$ ) RF power coupled between 0.3 and 0.5 seconds (solid lines). (b)  $T_e$  and (c)  $n_e$  profiles measured by MPTS at 0.482 seconds.

1.8 MW of  $k_\phi = 14 \text{ m}^{-1} + 18 \text{ m}^{-1}$  heating was coupled into a plasma fuelled by 2 MW of NBI, as shown in Fig. 3. RF power used in these experiments was limited to 2 MW due to the reduced loading resulting from the need to use a relatively large plasma-antenna gaps (6-7 cm at  $k_\phi = -13 \text{ m}^{-1}$  and 8-9 cm at  $-8 \text{ m}^{-1}$ ) to avoid interaction between fast NBI ions and the antenna at smaller plasma-antenna gaps. Less core electron heating was measured at  $k_\phi = -8 \text{ m}^{-1}$  than at  $k_\phi = -13 \text{ m}^{-1}$ , consistent with the heating efficiency results measured in L-mode plasmas. Edge localized modes (ELMs) were more frequently seen during  $k_\phi = -8 \text{ m}^{-1}$  heating than during  $k_\phi = -13 \text{ m}^{-1}$  heating, and there is evidence that RF arcs in the antenna may trigger large ELMs [5].

The RF power deposition calculated by GENRAY [10] for NSTX NBI H-Mode plasmas is much broader than for Ohmically-heated L-mode plasmas, for both  $k_\phi = -8$  and  $-13 \text{ m}^{-1}$  heating, as shown in Fig. 4. GENRAY predicts about 70-80% of the RF power is damped on electrons with the remaining power deposited on slowing NBI ions. A time-dependent analysis using the TRANSP plasma transport code and a non-self consistent TORIC RF package predicts the fraction of RF power deposited to slowing NBI ions decreases from 50% to 25% during the duration of the RF pulse [11].

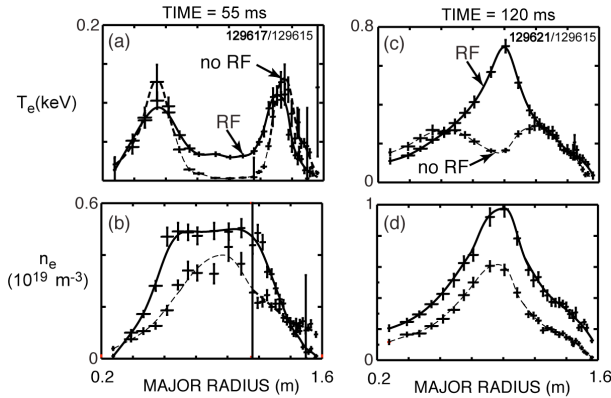


**Figure 4.** Power deposition profile calculated by GENRAY for an L-mode and H-mode plasma with 1 MW of (a)  $k_\phi = -8 \text{ m}^{-1}$  and (b)  $k_\phi = -13 \text{ m}^{-1}$  heating.

A double-feed antenna upgrade installed for the 2009 run campaign should allow higher power coupling to H-mode plasmas and an ELM discrimination and/or resilience upgrade of the HHFW heating system is planned for 2010-11.

#### IV. HEATING OF START-UP AND RAMP-UP PLASMAS

In solenoid-free scenarios, HHFW-generated bootstrap current  $I_p$  ramp-up to over 400 kA is required in order to provide sufficient current to confine NBI ions in NSTX.



**Figure 5.** (a)  $T_e$  and (b)  $n_e$  profiles measured at 55 ms by MPTS when 550 kW of  $k_\phi = -8 \text{ m}^{-1}$  RF power is coupled into a CHI start-up plasma from 20-64 ms. (c)  $T_e$  and (d)  $n_e$  profiles at 120 ms after 1.1 MW of  $k_\phi = -8 \text{ m}^{-1}$  RF power is coupled into a plasma from 65-120 ms, when  $I_p$  is ramping from 300 to 500 kA.

Recent experiments have successfully coupled  $k_\phi = -8 \text{ m}^{-1}$  power into lithium-conditioned deuterium plasmas at low  $T_e(0)$  and  $I_p$ . 550 kW of RF power coupled between 9 and 22 ms during the initiation of a discharge by Coaxial Helicity Injection (CHI) [12] increased  $T_e(0)$  from 3 to 15 eV when  $n_e(0) \sim 4 \times 10^{18} \text{ m}^{-3}$ . 550 kW of RF power coupled between 20 and 64 ms after the start of a hollow  $T_e$  profile CHI plasma increased  $T_e(0)$  from 3 to 33 eV, although the  $T_e$  profile remained hollow [Fig. 5(a) and 5(b)]. 1.1 MW of RF power was coupled between

65 and 120 ms, during the Ohmically-heated  $I_p$  ramp-up phase, and increased  $T_e(0)$  from 140 to 700 eV, at a time when  $n_e(0) \sim 6\text{-}9 \times 10^{18} \text{ m}^{-3}$  [Fig. 5(c) and 5(d)]. With the addition of RF heating the  $T_e$  profile went from hollow to very peaked.

#### ACKNOWLEDGMENTS

Supported by US DoE contracts. DE-AC02-09CH11466 and DE-AC05-00OR2272.

#### REFERENCES

1. M. Ono, *Physics of Plasmas* **2**, 4075 (1995).
2. P. M. Ryan, Proc. 35<sup>th</sup> EPS Conf. on Plasma Physics (Hersonissos, Greece) paper P1.108 (2008).
3. J. C. Hosea, *et al.*, *Physics of Plasmas* **15**, 056104 (2008).
4. C. K. Phillips, *et al.*, *Nuclear Fusion* **49**, 075015 (2009).
5. J. C. Hosea, *et al.*, this conference.
6. H.W. Kugel, *et al.*, *Journal of Nuclear Materials* **390-391**, 1000 (2009).
7. H.Y. Yuh, *et al.*, *Physics of Plasmas* **16**, 056120 (2009).
8. E. Mazzucato, *et al.*, *Nuclear Fusion* **49**, 055001 (2009).
9. B. P. LeBlanc, *et al.*, *AIP Conf. Proc.* **787**, 86 (2005).
10. A.P. Smirnov and R.W. Harvey, *Bull. Am. Phys. Soc.* **40**, 1837 (1995).
11. B.P. LeBlanc, *et al.*, this conference.
12. R. Raman, *et al.*, *Nuclear Fusion* **49**, 065006 (2009).



The Princeton Plasma Physics Laboratory is operated  
by Princeton University under contract  
with the U.S. Department of Energy.

Information Services  
Princeton Plasma Physics Laboratory  
P.O. Box 451  
Princeton, NJ 08543

Phone: 609-243-2750  
Fax: 609-243-2751  
e-mail: [pppl\\_info@pppl.gov](mailto:pppl_info@pppl.gov)  
Internet Address: <http://www.pppl.gov>