

MAR 25 1999
12.15



ENGINEERING DATA TRANSMITTAL

Page 1 of 1
1. EDT 626244

2. To: (Receiving Organization): Distribution		3. From: (Originating Organization) HANDI 2000		4. Related EDT No.: N/A	
5. Proj./Prog./Dept./Div.: HANDI 2000		6. Design Authority/Design Agent/Cog. Engr.: Scott I. Bennion		7. Purchase Order No.: N/A	
8. Originator Remarks: For Release.				9. Equip./Component No.: N/A	
Keywords: HANDI 2000, Master Equipment List, PassPort, H2K, Work Mgmt				10. System/Bldg./Facility: N/A	
11. Receiver Remarks:		11A. Design Baseline Document? <input type="radio"/> Yes <input checked="" type="radio"/> No		12. Major Assm. Dwg. No.: N/A	
				13. Permit/Permit Application No.: N/A	
				14. Required Response Date: N/A	

15. DATA TRANSMITTED					(F)	(G)	(H)	(I)
(A) Item No.	(B) Document/Drawing No.	(C) Sheet No.	(D) Rev. No.	(E) Title or Description of Data Transmitted	Approval Designator	Reason for Transmittal	Originator Disposition	Receiver Disposition
1	HNF-4244	N/A	0	Implementation Plan for HANDI 2000 TWRS Master Equipment List	N/A	2	1	

16. KEY

Approval Designator (F)	Reason for Transmittal (G)	Disposition (H) & (I)
E S Q D OR N/A (See WHC-CM-3-5, Sec. 12.7)	1. Approval 2. Release 3. Information	4. Review 5. Post-Review 6. Dist. (Receipt Acknow. Required)
		1. Approved 2. Approved w/comment 3. Disapproved w/comment
		4. Reviewed no/comment 5. Reviewed w/comment 6. Receipt acknowledged

17. SIGNATURE/DISTRIBUTION
(See Approval Designator for required signatures)

(G) Reason	(H) Disp.	(J) Name	(K) Signature	(L) Date	(M) MSIN	(G) Reason	(H) Disp.	(J) Name	(K) Signature	(L) Date	(M) MSIN
2	1	Design Authority	Scott I. Bennion, G1-21			3		Central Files, B1-07			
		Design Agent	(See B1k. 20, below.)			3		Adria L. Johnson, LMSI, G1-22			
		Cog. Eng.				3		Kelly A. Crace, LMSI, G1-22			
		Cog. Mgr.				3		Tony L. Jennings, LMHC, R2-33			
		QA				3		P. Brian Isaacs, LMSI, G1-22			
		Safety				3		Michael R. Ala, FDH, G3-50			
		Env.				3		DOE/RL Reading Rm., H2-53			

18. Signature of EDT Originator <i>Adria L. Johnson</i> 3/23/99 Date		19. Authorized Representative for Receiving Organization Date		20. Design Authority/Cognizant Manager <i>Scott I. Bennion</i> 3-24-99 Date		21. DOE APPROVAL (if required) Ctrl No. _____ <input type="radio"/> Approved <input type="radio"/> Approved w/comments <input type="radio"/> Disapproved w/comments	
--	--	--	--	---	--	---	--

IMPLEMENTATION PLAN FOR HANDI 2000 TWRS MASTER EQUIPMENT LIST

Scott I. Bennion, Fluor Daniel Hanford Company
2355 Stevens Drive, MSIN G1-21
Richland, WA 99352
U.S. Department of Energy Contract DE-AC06-96RL13200

EDT/ECN: 626244 UC: 900
Org Code: 48000 Charge Code: 105755 AA30 HN9F0401
B&R Code: EW7001000 Total Pages: 22

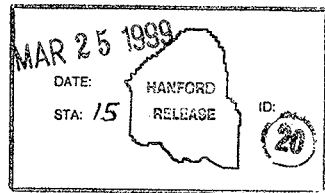
Key Words: HANDI 2000, Master Equipment List, PassPort, H2K, Work Mgmt

Abstract:

This document presents the implementation plan for an additional deliverable of the HANDI 2000 Project. The PassPort Equipment Data module processes include those portions of the COTS PassPort system required to support tracking and management of the Master Equipment List for Lockheed Martin Hanford Company (LMHC) and custom software created to work with the COTS products.

TRADEMARK DISCLAIMER. Reference herein to any specific commercial product, process, or service by trade name, trademark, manufacturer, or otherwise, does not necessarily constitute or imply its endorsement, recommendation, or favoring by the United States Government or any agency thereof or its contractors or subcontractors.

Printed in the United States of America. To obtain copies of this document, contact: Document Control Services, P.O. Box 950, Mailstop H6-08, Richland WA 99352, Phone (509) 372-2420; Fax (509) 376-4989.



Jamie Aardal 3-25-99
Release Approval Date

Release Stamp

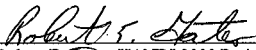
Approved For Public Release

**IMPLEMENTATION PLAN
FOR
HANDI 2000
TWRS MASTER EQUIPMENT LIST**

Prepared by: Adria L. Johnson, Systems Analyst
Lockheed Martin Services, Inc.


Prepared for: Fluor Daniel Hanford

Approved by:




Robert E. Gates, HANDI 2000 Project Director

3/24/99
Date



Michael R. Ala, HANDI 2000 Operations & Maintenance Manager

3/24/99
Date




Scott I. Bennion, HANDI 2000 Project Manager

3-24-99
Date



Tony L. Jennings, LMHC/TWRS Project Manager

3/23/99
Date



Phillip B. (Brian) Isaacs, LMSI Project Manager

3/23/99
Date

TABLE OF CONTENTS

1	INTRODUCTION	3
1.1	OVERVIEW	3
1.2	PURPOSE	3
1.3	SCOPE	3
1.4	DOCUMENTATION CROSSWALK	4
1.5	ACRONYM DEFINITIONS	5
1.6	TERMS	5
2	IMPLEMENTATION OVERVIEW	6
2.1	IMPLEMENTATION APPROACH	6
2.2	EXPECTED BENEFITS	6
2.3	PROCESSES TO BE IMPLEMENTED	7
3	HARDWARE CAPACITY	7
4	TECHNICAL IMPLEMENTATION	7
5	SOFTWARE CONFIGURATION MANAGEMENT	7
6	SITE PREPARATION	7
7	SYSTEM ADMINISTRATION AND SUPPORT	8
7.1	END USER SUPPORT	8
7.2	END USER ROLES AND RESPONSIBILITIES	8
7.3	CUSTOMER TECHNICAL SUPPORT ROLES AND RESPONSIBILITIES	8
1.4	TRAINING ROLES AND RESPONSIBILITIES	9
1.5	WHO TO CALL	9
1.6	COMMUNICATION METHODS	9
1.7	HARDWARE AND SOFTWARE REQUIREMENTS	9
8	OPERATIONS SYSTEM ADMINISTRATION	10
9	TECHNICAL SUPPORT	10
10	SYSTEM INTEGRATION	10
11	INTERFACES	10
12	SECURITY	11
12.1	METHODOLOGY	11
12.2	EQUIPMENT DATA SECURITY PROFILES	11
13	REFERENCES	13
	APPENDIX A – RESOURCE LOADED SCHEDULE	14

1 INTRODUCTION

1.1 OVERVIEW

The Hanford Data Integration 2000 (HANDI 2000) Project is an integrated and comprehensive set of functional applications containing core information necessary to support the Project Hanford Management Contract (PHMC). It is based on the Commercial-Off-The-Shelf (COTS) product solution with commercially proven business processes. The system reduces the number of legacy systems maintained today and absorbs key systems identified that have Year 2000 issues. This includes systems that support finance, supply and chemical management/Material Safety Data Sheet (MSDS), human resources and payroll activities on the Hanford Site. The PASSPORT¹ software is an integrated application for Accounts Payable, Contract Management, Inventory Management, Purchasing, and MSDS. The PeopleSoft² software is an integrated application for General Ledger, Project Costing, Human Resources, Payroll, Benefits, and Training. The implementation of this set of products was the first deliverable of the HANDI 2000 Project and is referred to as Business Management System (BMS) and Chemical Management/MSDS.

This document presents the implementation plan for an additional deliverable of the HANDI 2000 Project. The PASSPORTTM Equipment Data module processes include those portions of the COTS PASSPORTTM system required to support tracking and management of the Master Equipment List for Lockheed Martin Hanford Company (LMHC) and custom software created to work with the COTS products.

1.2 PURPOSE

The primary objective of this implementation plan is to communicate the methods and schedule for implementation and roll out to end users of Equipment Data.

1.3 SCOPE

This implementation plan addresses the implementation strategy for the Equipment Data. The implementation plan includes sections on the following:

- Implementation Overview
- Hardware Capacity
- Technical Implementation
- Software Configuration Management
- Site Preparation
- System Administration and Support
- System Integration
- Interfaces
- Security
- Resource Loaded Schedule

¹ PASSPORT is a trademark of INDUS International, San Francisco, California.

² PeopleSoft is a trademark of PeopleSoft Inc., Pleasanton, California

1.4 DOCUMENTATION CROSSWALK

INDUS Abacus methodology documentation recommends a number of plans to be created for implementation of their products. This implementation plan for Equipment Data will follow these recommendations. This implementation plan will refer to existing BMS documentation to satisfy the recommended plans, when applicable. The following table provides a crosswalk between the existing BMS documentation and the plans recommended by the Abacus methodology.

Plans Recommended by Abacus Methodology	Existing BMS Documentation											
	HNF-3347 – Infrastructure Certification Plan for HANDI 2000 BMS	HNF-2584 – Region and Database Management Plan for HANDI 2000 BMS	HNF-2583 – Software Configuration Management Plan for HANDI 2000 BMS	HNF-2638 – System Integration Test Plan for HANDI 2000 BMS	HNF-2639 – Release and Upgrade Procedure for HANDI 2000 BMS	HNF-2712 – End User Support Plan for HANDI 2000 BMS	HNF-2713 – Security Administration Plan for HANDI 2000 BMS	HNF-2795 – Production Rollout Plan for HANDI 2000 BMS	HNF-2858 – Backup and Recovery Procedure for HANDI 2000 BMS	HNF-2859 – Disaster Recovery Procedure for HANDI 2000 BMS	HNF-3181 – Technical Support Plan for HANDI 2000 BMS	HNF-3182 – Operations System Administration Plan for HANDI 2000 BMS
Hardware Capacity Plan	X											
Technical Implementation Plan								X				
Software Configuration Management Plan			X									
Site Preparation Plan	X					X		X				
System Administration and Support Plan		X			X	X			X	X	X	X
System Integration Plan				X								
Interface Plan*												
Security Plan							X					

* Equipment Data does not interface with any systems external to PASSPORT™, therefore no documents are mapped to the listed Interface Plan.

1.5 ACRONYM DEFINITIONS

Acronym	Definition
BMS	Business Management System
COTS	Commercial-Off-The-Shelf
CTS	Customer Technical Support
ECN	Engineering Change Notice
FDH	Fluor Daniel Hanford, Incorporated
HANDI 2000	Hanford Data Integrator 2000
HLAN	Hanford Local Area Network
HUH	Hanford User Help
LMHC	Lockheed Martin Hanford Company
LMSI	Lockheed Martin Services, Incorporated
MSDS	Material Safety Data Sheet
PHMC	Project Hanford Management Contract
TWRS	Tank Waste Remediation System
Y2K	Year 2000

1.6 TERMS

Database: The disk space set-aside for storing information in tables.

HANDI 2000 Project: The Hanford Data Integration 2000 Project is an integrated comprehensive set of functional applications containing core information needed to support the Project Hanford Management Contract.

Hardware: Physical equipment used in data processing, as opposed to computer programs, procedures, rules, and associated documentation.

Interface: (1) A shared boundary. (2) To interact or communicate with another system component.

Module: (1) A program unit that is discrete and identifiable with respect to compiling, combining with other units and loading. (ANSI). (2) A logically separable part of a program.

Program: A computer program.

Requirement: (1) A condition or capability needed by a user to solve a problem or achieve an objective. (2) A condition or capability that must be met by a system or system component to satisfy a contract, standard, specification, or other formally imposed document. The set of all requirements forms the basis for subsequent development of the system or system component.

Software: Computer programs, procedures, rules, and associated documentation and data pertaining to the operation of a computer system.

2 IMPLEMENTATION OVERVIEW

2.1 IMPLEMENTATION APPROACH

- The Master Equipment List implementation will ensure that the data and information priorities for the necessary aspects of the Equipment Data are established
- The Equipment Data implementation will use and build upon the PHMC infrastructure and technology developed to meet PHMC-specific requirements
- COTS and Site Data Standards will be used to promote interoperability, extensibility, and capability for evolution

2.2 EXPECTED BENEFITS

- Simplification
- Streamlined processing
- Error reduction
- Standardized processes
- Improved access to information by utilizing the drilldown functionality
- Process and function ownership
- Reduction in the number of systems to maintain
- Reduction in number of redundant data sources
- True integrated processing between systems
- One place to go for item descriptions
- Template structure will assist in description consistency
- Elimination of duplicate entry (for all of the replaced data sources)
- Improved system history of problem actions and resolutions
- Provides fundamental data required for continued progress in Work Management systems

2.3 PROCESSES TO BE IMPLEMENTED

Processes to be implemented include maintenance of new equipment records, existing equipment records, temporary installations, and additional details as available. For additional information, reference 1998INTX-S-1766-0998-a, Rev. 0.0, *PassPort Application TWRS Work Flow Analysis Report Consisting of: Work Management, Preventive Maintenance, Materials, and Equipment*.

3 HARDWARE CAPACITY

The hardware parameters established for BMS will also be used for Equipment Data. No changes are needed for this implementation. Refer to HNF-3347, Revision 0, *Infrastructure Certification Plan for HANDI 2000 Business Management System*.

4 TECHNICAL IMPLEMENTATION

Implementation of enterprise-wide software has a potential impact on many areas of the Information Systems structure. During the BMS project, Indus provided a site survey that identified the technical requirements of, and potential technical impediments to, a successful implementation. The survey examined the present and planned network, desktop hardware and software strategy, existing server capacity, and technical skill sets of employees working to implement and maintain the system for BMS and anticipated Work Management implementation activities. All issues were addressed during the BMS implementation. The addition of the Equipment Data is within the scope of the original site survey.

5 SOFTWARE CONFIGURATION MANAGEMENT

No changes to the current BMS PASSPORT™ software configuration management process are required during the implementation of Equipment Data. Refer to HNF-2583, Revision 1, *Software Configuration Management Plan for HANDI 2000 Business Management System*.

6 SITE PREPARATION

Site preparation activities were performed during the implementation of BMS. Refer to HNF-2795, Revision 0, *Production Roll Out Plan for HANDI 2000 Business Management System*, HNF-3347, Revision 0, *Infrastructure Certification Plan for HANDI 2000 Business Management System*, and HNF-2712, Revision 0, *End User Support Plan for HANDI 2000 Business Management System*. Equipment Data will follow processes established during the implementation of BMS.

7 SYSTEM ADMINISTRATION AND SUPPORT

7.1 END USER SUPPORT

End user support processes were defined as a part of BMS Implementation. Refer to HNF-2712, Revision 0, *End User Support Plan for HANDI 2000 Business Management System*.

The primary objective of the End User Support Plan is to ensure that the end users have access that is reasonable and commensurate with job position functionality in order to perform their work effectively. Another objective was to ensure user support was provided to utilize the new BMS while minimizing significant security risks to BMS. The BMS End User Support Plan became effective with the document's acceptance and will provide guidance through future implementation efforts and, as a "living document", will support the operations and maintenance of HANDI 2000 systems.

This document encompassed and standardized the integrated approach for end user support for the BMS and future HANDI 2000 systems. It also identified the support methods to be used.

7.2 END USER ROLES AND RESPONSIBILITIES

End users are the application users of the HANDI 2000 systems. They are responsible for reporting any problems they incur with the HANDI 2000 applications.

7.2.1 Training

End users will be trained according to their user level and business need prior to being given access to any of the HANDI 2000 application production regions.

7.3 CUSTOMER TECHNICAL SUPPORT ROLES AND RESPONSIBILITIES

Customer Technical Support (CTS) will be fielding user calls. CTS will be handling general user questions and will be provided a list of contacts for Equipment Data.

7.3.1 Customer Technical Support Training

A PASSPORT™ overview training session was held for CTS personnel prior to the implementation of BMS.

7.3.2 Points Of Contacts

A list of Equipment Data points of contact names will be provided to CTS. The lists will be comprised of names of primary business and technical points of contact. These individuals will provide PASSPORT™ patrol functions during the rollout of Equipment Data. Refer to HNF-3440, Revision 0, *Patrol Plan for HANDI 2000 Business Management System*.

7.3.3 Hanford User Help Information

Hanford User Help (HUH) information will be collected for Equipment Data and Bill of Materials. This information will be added to the PASSPORT™ section of HUH.

The HUH homepage is located at <http://www.rl.gov:1050/huh/findex.htm>.

7.4 TRAINING ROLES AND RESPONSIBILITIES

Equipment Data training will be informal. End users are encouraged to complete the PASSPORT™ Computer Based Training. Informal overview training sessions that will be given by the implementation team to small groups of power users.

End users will also be provided an intranet on-line help guide for the Master Equipment List. The intranet on-line help will provide a menu of functions and describes the step by step process to complete the function in PASSPORT™.

7.5 WHO TO CALL

Refer to the following matrix for whom to call with questions regarding Equipment Data implementation.

Type of Questions	Who to Call
Business questions	Tony Jennings, LMHC, 373-3447
Computer application system questions	Kelly Crace, LMSI, 373-0361
General logging on and printing questions	Customer Technical Support (CTS), 376-1234

7.6 COMMUNICATION METHODS

Communication to the End Users is accomplished in a variety of ways including, but not limited to:

- Informational Sessions provided to planners and engineers
- Emails and bulletins
- *Hanford Reach* articles
- Weekly reports to management

7.7 HARDWARE AND SOFTWARE REQUIREMENTS

7.7.1 Minimum Work Station Requirements

All Equipment Data users are considered to be Power Users, as defined in HNF-2712, Revision 0, *End User Support Plan for HANDI 2000 Business Management System*. The minimum work station requirements for power users are listed below:

- PASSPORT™ Client Workstation
- Pentium 100 Processor
- 32 MB RAM
- 60 MB Available Disk Space
- Windows 95 or Windows 98
- Portal/97 PASSPORT™ Interface 6.1.1

As organizations procure new workstations they should refer to the site standards for new purchases.

7.7.2 Software

In addition to the above software on client workstations, End users must have Hanford Local Area Network (HLAN) access. Software Distribution WinInstall Hanford Site Applications will be used to download the appropriate software for PASSPORT™ to the client workstation.

8 OPERATIONS SYSTEM ADMINISTRATION

Equipment Data will follow established processes for operations system administration, as described in HNF-3180, Revision 0, *Operations System Administration Plan for HANDI 2000 Business Management System*.

9 TECHNICAL SUPPORT

Equipment Data will follow established processes for technical support, as described in HNF-3181, Revision 0, *Technical Support Plan for HANDI 2000 Business Management System*.

10 SYSTEM INTEGRATION

The Master Equipment List implementation activates the Equipment Data process embedded within the PASSPORT™ product. All functionality provided is integrated within that product and requires no additional integration with external applications.

11 INTERFACES

System interfaces provide data transfer between multiple computer systems. Equipment Data does not interface with any systems external to PASSPORT™.

12 SECURITY

12.1 METHODOLOGY

PASSPORT™ security methods described in HNF-2713, Revision 0, *Security Administration Plan for HANDI 2000 Business Management System*, will be used for Equipment Data.

12.2 EQUIPMENT DATA SECURITY PROFILES

The following user responsibility descriptions are defined for the purposes of initial implementation. These descriptions are subject to change as needed by business process changes.

12.2.1 User Responsibility Descriptions

Read Only – Users who need to view PASSPORT™ for purposes of receiving information that helps them in their day to day jobs.

Labeling Group – Users responsible for the assignment of equipment identification numbers, walking down and validating field configuration and updating of essential drawings at TWRS.

Equipment Engineer – Users responsible for the preventive maintenance program information. Assignment of proper references and validity of the equipment information in the Master Equipment List. Changing of the status of equipment.

Cognizant Engineer – Users providing verification of Bills of Materials and Material Request approval when a Bill of Materials is not identified for a piece of equipment. Cognizant Engineers perform input into PASSPORT™ of equipment records for new equipment, modifications in the field, and temporary installed equipment.

Planner – Users of equipment records in developing material requests and the planning of work. Uses the equipment records to determine approved models and verify references applicable to the equipment.

Design Engineer – Users performing input of all available information for new equipment that is part of their design but not already installed in the field into PASSPORT™ equipment records for new equipment.

Nuclear Engineer – Users performing input of relevant Safety Equipment List information into the PASSPORT™ equipment records.

Quality Assurance – Users that review and approve quality information in the Bill of Materials for equipment and for Material Requests that are developed when a Bill of Materials is not available for a piece of equipment.

Environmental Engineer – Users responsible for inputting the Pollution Code and percent for applicable equipment into the PASSPORT™ Equipment records.

Equipment Administrator – Users that modify code tables for equipment data as required to support the continued improvement of the Master Equipment List.

12.2.2 User Profile Descriptions

The following table defines panel access for each user role:

Panel	Read Only	Labeling Group	Equipment Engineer	Cognizant Engineer	Planner	Design Engineer	Nuclear Engineer	Quality Assurance	Environmental Engineer	Equipment Administrator
Material Request	X	X	X	X	X	X	X	X	X	X
Material Request Detail	X	X	X	X	X	X	X			X
Model Based M/R Generation			X	X						X
M/R Catalog Item Substitutes	X	X	X	X	X	X	X	X	X	X
Material Request List	X	X	X	X	X	X	X	X	X	X
Material Request Qty Status	X	X	X	X	X	X	X	X	X	X
M/R List by Work Order	X	X	X	X	X	X	X	X	X	X
Equipment Lists	X	X	X	X	X	X	X	X	X	X
Work Item Data	X	X	X	X	X	X	X	X	X	X
Operational Unit Data	X	X	X	X	X	X	X	X	X	X
Equipment Component Header	X	X	X	X	X	X	X	X	X	X
Uniquely Tracked Commodity	X	X	X	X	X	X	X	X	X	X
Facility Operation Status	X	X	X	X	X	X	X	X	X	X
Unit Out of Service History	X	X	X	X	X	X	X	X	X	X
Equip/Component/UTC Parameters	X	X	X	X	X	X	X	X	X	X
Equipment History Summary	X	X	X	X	X	X	X	X	X	X
Equipment Group ID Data	X	X	X	X	X	X	X	X	X	X
Equipment Group ID List	X	X	X	X	X	X	X	X	X	X
BOM Where Used Analysis	X	X	X	X	X	X	X	X	X	X
Bill of Materials	X	X	X	X	X	X	X	X	X	X
Master Materials Catalog	X	X	X	X	X	X	X	X	X	X
Material Classification	X	X	X	X	X	X	X	X	X	X
New Item Initiation	X	X	X	X	X	X	X	X	X	X
UTC Materials Trace Summary	X	X	X	X	X	X	X	X	X	X
UTC Materials Trace History	X	X	X	X	X	X	X	X	X	X
System Code Maintenance			X	X						X
Division Code Maintenance			X	X						X
Area Code Maintenance			X	X						X
Equipment Type Maintenance			X	X						X
Equipment Sub Type Maintenance			X	X						X
Equipment Hierarchy Maintenance			X	X						X
Location ID Requirements			X	X						X


13 REFERENCES

- Evosevich, Sandra, and Terri M. Lutter, 1998, Software Configuration Management Plan for HANDI 2000 Business Management System, HNF-2583, Rev. 1, Lockheed Martin Services Inc., for Fluor Daniel Hanford, Inc., Richland, Washington.
- Kuyper, Thomas, 1998a, Infrastructure Certification Plan for HANDI 2000 Business Management System, HNF-3347, Rev. 0, Lockheed Martin Services Inc., for Fluor Daniel Hanford, Inc., Richland, Washington.
- Kuyper, Thomas, 1998b, *Operations System Administration Plan for HANDI 2000 Business Management System*, HNF-3182, Lockheed Martin Services Inc., for Fluor Daniel Hanford, Inc., Richland, Washington.
- Kuyper, Thomas, 1998c, *Technical Support Plan for HANDI 2000 Business Management System*, HNF-3181, Lockheed Martin Services Inc., for Fluor Daniel Hanford, Inc., Richland, Washington.
- Maiden-Lowe, Christine, 1998, Patrol Plan for HANDI 2000 Business Management System, HNF-3440, Rev. 0, Lockheed Martin Services Inc., for Fluor Daniel Hanford, Inc., Richland, Washington.
- McKay, Amanda, 1998a, *Production Roll Out Plan for HANDI 2000 Business Management System*, HNF-2795, Rev. 0, Lockheed Martin Services Inc., for Fluor Daniel Hanford, Inc., Richland, Washington.
- McKay, Amanda, 1998b, *End User Support Plan for HANDI 2000 Business Management System*, HNF-2712, Rev. 0, Lockheed Martin Services Inc., for Fluor Daniel Hanford, Inc., Richland, Washington.
- McKay, Amanda, 1998c, *Security Administration Plan for HANDI 2000 Business Management System*, HNF-2713, Rev. 0, Lockheed Martin Services Inc., for Fluor Daniel Hanford, Inc., Richland, Washington.
- 1998, *PassPort Application TWRS Work Flow Analysis Report Consisting of: Work Management, Preventive Maintenance, Materials, and Equipment*, 1998IINTX-S-1766-0998-a, Rev. 0.0, Indus International, for Lockheed Martin Hanford Company, Richland Washington.

APPENDIX A – RESOURCE LOADED SCHEDULE

The attached resource loaded schedule for HANDI 2000 Work Management, dated March 22, 1999, includes three phases. This implementation plan is applicable to phase one only. Phase one includes Equipment Data installation in PASSPORT™.

Activity ID	Funding Year	Activity Description	Orig Dur	Budgeted Cost	Early Start	Early Finish
Handford Environmental Management - Tank Waste Remediation System						
Subtotal			651	4,988,450	01OCT98A	13JUN01
TWRS Management Support						
TWRS Management Support						
71016005	01	Phase I - TWRS Project Management - LOE	241*	266,100	01OCT98A	30SEP99
71016010	01	Phase I - WM BPI Sessions	29	254,263	14OCT98A	20NOV98A
71016015	01	Phase I - Disaster Recovery Planning	1	2,453	30NOV98	30NOV98
71016020	01	Phase I - WM BPI Work Flow Analysis	5	24,760	30NOV98	04DEC98
71016025	01	Phase I - Work Process Changes	20	224,358	07DEC98	15JAN99
71016030	01	Phase I - Region Management Plan	1	3,702	07DEC98*	07DEC98
71016035	01	Phase I - Organization Changes	5	14,926	18JAN99	22JAN99
71016040	01	Phase I - Procedure Impact Analysis	12	36,802	25JAN99	09FEB99
71016045	01	Phase I - Modify & Approve New / Rev	5	14,926	10FEB99	17FEB99
71016050	01	Phase I - Data Mapping Scheme	12	70,147	18FEB99	05MAR99
71016055	01	Phase I - Data Conversion Plan and	16	93,933	08MAR99	29MAR99
71016060	01	Phase I - Analyze & Design	10	25,952	08MAR99	19MAR99
71016065	01	Phase I - Data Gathering	5	14,926	30MAR99	05APR99
71016070	01	Phase I - Data Cleanup	30	175,985	06APR99	17MAY99
71016075	01	Phase I - Develop Test Plan	5	18,606	18MAY99	24MAY99
71016080	01	Phase I - Security Definitions Profile	5	21,995	25MAY99	01JUN99



SHEET 07

**Project Hanford Management Contract
HANDI 2000 Work Management**

9100194
Project Start
11/01/98
Project Bar
21/05/99
21/05/99

WORK
Early Bar
Project Bar
Critical Activity

Activity ID	Funding Year	Activity Description	Orig Dur	Budgeted Cost	Early Start	Early Finish				
							1998	1999	2000	2001
71016085	01	Phase I - Test Security	1	1,963	02JUN99	02JUN99				
71016090	01	Phase I - Develop Test Data & Scripts	8	46,353	03JUN99	14JUN99				
71016095	01	Phase I - Load Manual Data to Production	40	172,144	15JUN99	11AUG99				
71016100	01	Phase I - Load Data To Test	4	7,211	15JUN99	18JUN99				
71016105	01	Phase I - Implement New Work Processes	5	17,402	21JUN99	25JUN99				
71016110	01	Phase I - Load Acceptance Region & Verify	5	2,453	28JUN99	02JUL99				
71016115	01	Phase I - Quality Assessment Go No-Go	2	6,952	07JUL99	08JUL99				
71016120	01	Phase I - Issue Procedures	1	388	09JUL99	09JUL99				
71016125	01	Phase I - Load Static Data to Production	3	6,188	12AUG99	16AUG99				
71016130	01	Phase I - Load Active Data to Production	1	5,654	17AUG99	17AUG99				
71016135	01	Phase I - Production Cut-over - Equipment Data	1	1,653	18AUG99	18AUG99				
71016140	01	Phase I - Integration Application Testing	24	121,901	19AUG99	22SEP99				
71016145	01	Phase I - Stress Testing	5	4,906	23SEP99	29SEP99				
71016A1M	01	Phase I - TWR 6.3.2 Master Equipment List Complete	0	0		30SEP99*				
71016155	02	Phase I - Integration and Configuration Testing	12	85,182	01OCT99	18OCT99				
71016205	02	Phase II - TWRS Project Management	158*	144,462	01OCT99	02JUN00				
71016160	02	Phase I - Performance Tuning	10	5,222	19OCT99	01NOV99				
71016210	02	Phase II - Prepare Road Show (Business Changes)	3	3,438	09NOV99	11NOV99				
71016215	02	Phase II - Disaster Recovery Planning	5	9,576	09NOV99	15NOV99				
71016220	02	Phase II - Present Road Show (Business Changes)	32	13,212	12NOV99	18JAN00				
71016225	02	Phase II - Procedure Impact Analysis	10	45,804	16NOV99	06DEC99				

Activity ID	Funding Year	Activity Description	Orig Dur	Budgeted Cost	Early Start	Early Finish
71016230	02	Phase II - Reports	12	116,512	07DEC99	06JAN00
71016235	02	Phase II - Modify & Approve New / Rev. Procedures	10	49,720	07DEC99	04JAN00
71016240	02	Phase II - Security Study & Plan TWRS	2	5,103	07DEC99	08DEC99
71016245	02	Phase II - Education Plan	5	24,860	07JAN00	13JAN00
71016250	02	Phase II - Data Gathering	5	15,100	14JAN00	20JAN00
71016255	02	Phase II - Data Cleanup	13	66,447	21JAN00	08FEB00
71016260	02	Phase II - Custom Training Curriculum	20	105,302	21JAN00	17FEB00
71016265	02	Phase II - Develop Test Plan	5	15,100	09FEB00	15FEB00
71016270	02	Phase II - Program & Unit Test Interfaces	20	22,192	16FEB00	15MAR00
71016275	02	Phase II - Security Definitions Profile	5	10,916	16FEB00	23FEB00
71016280	02	Phase II - Develop Test Data & Scripts	8	32,611	16FEB00	28FEB00
71016285	02	Phase II - Training Schedule	5	4,651	18FEB00	25FEB00
71016290	02	Phase II - Training Materials	12	64,730	18FEB00	07MAR00
71016295	02	Phase II - Test Security	3	5,824	24FEB00	28FEB00
71016300	02	Phase II - Load Data To Test	4	4,904	29FEB00	03MAR00
71016305	02	Phase II - Load Manual Data to Production	10	49,720	06MAR00	17MAR00
71016310	02	Phase II - Test & Verify Materials & Courses	13	31,558	08MAR00	24MAR00
71016315	02	Phase II - Implement New Work Processes	10	33,860	20MAR00	31MAR00
71016320	02	Phase II - Help Desk Training	1	3,745	27MAR00	27MAR00
71016325	02	Phase II - Passport Patrol Training	1	5,982	27MAR00	27MAR00
71016330	02	Phase II - Maintain Training Schedule	30	3,134	28MAR00	08MAY00

Activity ID	Funding Year	Activity Description	Orig Dur	Budgeted Cost	Early Start	Early Finish				
							1998	1999	2000	2001
71016335	02	Phase II - Passport Training for Users	30	27,408	28MAR00	08MAY00				
71016340	02	Phase II - Correct Process Based On Findings	2	5,708	03APR00	04APR00				
71016345	02	Phase II - Quality Assessment Go No-Go	8	16,142	03APR00	12APR00				
71016350	02	Phase II - Load Acceptance Region & Verify	5	2,611	05APR00	11APR00				
71016355	02	Phase II - Stress Testing	5	5,222	05APR00	11APR00				
71016360	02	Phase II - Issue Procedures	2	772	13APR00	14APR00				
71016365	02	Phase II - Load Active Data to Production	1	4,466	13APR00	13APR00				
71016370	02	Phase II - Load Static Data to Production	3	6,496	13APR00	17APR00				
71016375	02	Phase II - Production Cut-over	1	1,730	18APR00	18APR00				
71016380	02	Phase II - Operations	16	174,503	09MAY00	31MAY00				
71016385	02	Phase II - Ad Hoc Report Training	3	8,275	09MAY00	11MAY00				
71016390	02	Phase II - Operation Assessment	2	9,439	01JUN00	02JUN00				
71016505	02	Phase III - TWRS Project Management FY-00	82*	59,145	05JUN00	29SEP00				
71016510	02	Phase III - WM BPI Training	12	87,220	12JUN00	27JUN00				
71016515	02	Phase III - WM BPI Sessions	35	277,465	28JUN00	17AUG00				
71016520	02	Phase III - WM BPI Work Flow Analysis Report	15	73,200	04AUG00	24AUG00				
71016525	02	Phase III - Work Process Changes	9	80,423	18AUG00	30AUG00				
71016530	02	Phase III - Region Management Plan	1	3,745	25AUG00	25AUG00				
71016560	02	Phase III - Prepare Road Show (Business Changes)	3	3,438	15SEP00	19SEP00				
71016535	03	Phase III - Backup and Recovery Plan	3	18,276	02OCT00	04OCT00				
71016540	03	Phase III - Procedure Impact Analysis	10	45,804	02OCT00	13OCT00				

Activity ID	Funding Year	Activity Description	Orig Dur	Budgeted Cost	Early Start	Early Finish				
							1998	1999	2000	2001
71016575	03	Phase III - Present Road Show (Business Changes)	40	16,516	02OCT00	01DEC00				
71016600	03	Phase III - TWRS Project Management FY-01	170*	153,118	02OCT00	13JUN01				
71016545	03	Phase III - Education Plan	5	24,860	05OCT00	11OCT00				
71016550	03	Phase III - Data Conversion Plan and Schedule	10	45,969	12OCT00	25OCT00				
71016555	03	Phase III - Train the Trainers	10	60,064	12OCT00	25OCT00				
71016565	03	Phase III - Modify & Approve New / Rev Procedure	15	74,581	16OCT00	03NOV00				
71016570	03	Phase III - Security Study & Plan TWRS	3	8,264	16OCT00	18OCT00				
71016580	03	Phase III - Disaster Recovery Planning	5	11,019	26OCT00	01NOV00				
71016585	03	Phase III - Analyze & Design	10	25,962	26OCT00	08NOV00				
71016590	03	Phase III - Custom Training Curriculum	20	78,648	26OCT00	29NOV00				
71016595	03	Phase III - Data Gathering	20	46,315	02NOV00	06DEC00				
71016605	03	Phase III - Data Mapping Scheme	3	11,587	16NOV00	27NOV00				
71016610	03	Phase III - Setup & Create Conversion Programs	6	25,254	16NOV00	30NOV00				
71016615	03	Phase III - Training Materials	12	42,065	30NOV00	15DEC00				
71016620	03	Phase III - Tailor Conversion Programs	3	8,711	01DEC00	05DEC00				
71016625	03	Phase III - Organization Changes	10	41,352	07DEC00	20DEC00				
71016630	03	Phase III - Develop Training Schedule	5	4,651	18DEC00	22DEC00				
71016635	03	Phase III - Test & Verify Materials & Courses	14	34,455	18DEC00	12JAN01				
71016640	03	Phase III - Develop Test Plan	5	11,494	21DEC00	04JAN01				
71016645	03	Phase III - Reports	24	121,609	05JAN01	07FEB01				
71016650	03	Phase III - Program & Unit Test Interfaces	20	22,192	05JAN01	01FEB01				

Activity ID	Funding Year	Activity Description	Orig Dur	Budgeted Cost	Early Start	Early Finish				
							1998	1999	2000	2001
71016655	03	Phase III - Maintain Training Schedule	50	5,224	15JAN01	26MAR01				
71016660	03	Phase III - Help Desk Training	2	7,491	15JAN01	16JAN01				
71016665	03	Phase III - Passport Training for Users	50	68,520	15JAN01	26MAR01				
71016670	03	Phase III - Data Cleanup	10	41,211	08FEB01	22FEB01				
71016675	03	Phase III - Develop Test Data & Scripts	8	30,239	08FEB01	20FEB01				
71016680	03	Phase III - Load Manual Data to Production	10	36,940	23FEB01	08MAR01				
71016685	03	Phase III - Integration Application Testing	12	45,044	23FEB01	12MAR01				
71016690	03	Phase III - Security Definitions Profile	5	13,612	27MAR01	02APR01				
71016695	03	Phase III - Test Security	3	7,988	03APR01	05APR01				
71016700	03	Phase III - Load Data To Test	4	4,904	03APR01	06APR01				
71016705	03	Phase III - Implement New Work Processes	10	33,860	09APR01	20APR01				
71016710	03	Phase III - Integration and Configuration Testin	3	13,257	23APR01	25APR01				
71016715	03	Phase III - Load Static Data to Production	3	6,496	26APR01	30APR01				
71016720	03	Phase III - Correct Process Based On Findings	2	5,708	01MAY01	02MAY01				
71016725	03	Phase III - Load Active Data to Production	1	5,023	01MAY01	01MAY01				
71016730	03	Phase III - Performance Tuning	10	5,222	03MAY01	16MAY01				
71016735	03	Phase III - Load Acceptance Region & Verify	5	2,611	03MAY01	09MAY01				
71016740	03	Phase III - Stress Testing	5	5,222	03MAY01	09MAY01				
71016745	03	Phase III - Quality Assessment Go No-Go	8	30,521	03MAY01	14MAY01				
71016750	03	Phase III - Passport Patrol Training	5	14,484	03MAY01	09MAY01				
71016755	03	Phase III - Production Cut-over	1	1,730	15MAY01	15MAY01				

Activity ID	Funding Year	Activity Description	Orig Dur	Budgeted Cost	Early Start	Early Finish				
							1998	1999	2000	2001
71016760	03	Phase III - Issue Procedures	3	1,158	16MAY01	18MAY01				
71016765	03	Phase III - Operations	16	174,503	18MAY01	11JUN01				Phase III - Issue Procedures ↓ Phase III - Operations
71016770	03	Phase III - Operation Assessment	2	9,439	12JUN01	13JUN01				Phase III - Operations ↓ Phase III - Operation Assessment