

10
6-14-95 J.S. ①

LBL-36933
UC-1600



Lawrence Berkeley Laboratory


UNIVERSITY OF CALIFORNIA

ENERGY & ENVIRONMENT DIVISION

Simplified Numerical Description of Latent Storage Characteristics for Phase Change Wallboard

H.E. Feustel

May 1995



**ENERGY
AND ENVIRONMENT
DIVISION**

DISTRIBUTION OF THIS DOCUMENT IS UNLIMITED

Prepared for the U.S. Department of Energy under Contract Number DE-AC03-76SF00098

DISCLAIMER

This document was prepared as an account of work sponsored by the United States Government. While this document is believed to contain correct information, neither the United States Government nor any agency thereof, nor The Regents of the University of California, nor any of their employees, makes any warranty, express or implied, or assumes any legal responsibility for the accuracy, completeness, or usefulness of any information, apparatus, product, or process disclosed, or represents that its use would not infringe privately owned rights. Reference herein to any specific commercial product, process, or service by its trade name, trademark, manufacturer, or otherwise, does not necessarily constitute or imply its endorsement, recommendation, or favoring by the United States Government or any agency thereof, or The Regents of the University of California. The views and opinions of authors expressed herein do not necessarily state or reflect those of the United States Government or any agency thereof, or The Regents of the University of California.

Available to DOE and DOE Contractors
from the Office of Scientific and Technical Information
P.O. Box 62, Oak Ridge, TN 37831
Prices available from (615) 576-8401

Available to the public from the
National Technical Information Service
U.S. Department of Commerce
5285 Port Royal Road, Springfield, VA 22161

Lawrence Berkeley Laboratory is an equal opportunity employer.

LBL-36933
UC-1600

Simplified Numerical Description of Latent Storage Characteristics for Phase Change Wallboard

**Helmut E. Feustel
Indoor Environment Program
Energy and Environment Division
Lawrence Berkeley Laboratory
University of California
Berkeley, CA 94720, USA**

May 1995

MASTER

DISTRIBUTION OF THIS DOCUMENT IS UNLIMITED

This work was supported by the Assistant Secretary for Conservation and Renewable Energy, Office of Building Technologies of the U.S. Department of Energy under Contract No. DE-AC03-76SF00098.

DISCLAIMER

Portions of this document may be illegible in electronic image products. Images are produced from the best available original document.

Simplified Numerical Description of Latent Storage Characteristics for Phase Change Wallboard

**Helmut E. Feustel
Indoor Environment Program
Energy and Environment Division
Lawrence Berkeley Laboratory
University of California
Berkeley, CA 94720, USA**

ABSTRACT

Cooling of residential California buildings contributes significantly to electrical consumption and peak power demand. Thermal mass can be utilized to reduce the peak-power demand, down-size the cooling systems and/or switch to low-energy cooling sources.

Large thermal storage devices have been used in the past to overcome the short-comings of alternative cooling sources or to avoid high demand charges. With the advent of phase change material (PCM) implemented in gypsum board, plaster or other wall-covering material, thermal storage can be part of the building structure even for light-weight buildings. PCMs have two important advantages as storage media: they can offer an order-of-magnitude increase in thermal storage capacity and their discharge is almost isothermal. This allows to store large amounts of energy without significantly changing the temperature of the sheathing. As heat storage takes place in the building part where the loads occur, rather than externally (e.g., ice or chilled water storage), additional transport energy is not needed.

To numerically evaluate the latent storage performance of treated wallboard, RADCOOL, a thermal building simulation model based on the finite difference approach, will be used. RADCOOL has been developed in the SPARK environment in order to be compatible with the new family of simulation tools being developed at Lawrence Berkeley Laboratory. As logical statements are difficult to use in SPARK, a continuous function for the specific heat and the enthalpy had to be found. This report covers the development of a simplified description of latent storage characteristics for wallboard treated with phase change material.

TABLE OF CONTENTS

ABSTRACT 1

TABLE OF CONTENTS 2

NOMENCLATURE..... 2

BACKGROUND 3

PREVIOUS RESEARCH 5

STORAGE POTENTIAL 5

RESIDENTIAL BUILDINGS APPLICATIONS 5

COMMERCIAL BUILDINGS APPLICATIONS 6

OUTLOOK..... 6

THERMAL PERFORMANCE 6

PHYSICAL PROPERTIES OF TREATED WALLBOARD 6

NUMERICAL DESCRIPTION OF PHASE CHANGE 7

SIMPLIFICATIONS..... 9

CONCLUSIONS AND FUTURE DIRECTIONS..... 14

ACKNOWLEDGMENTS 15

LITERATURE 15

NOMENCLATURE

- α thermal diffusivity [m^2/s]
- β inclination [-]
- c_p specific heat [$kJ/kg K$]
- Δ difference [-]
- h specific enthalpy [kJ/kg]
- k thermal conductivity [$W/m K$]
- ρ density [kg/m^3]
- τ width of the melting zone [K]
- T temperature [$^{\circ}C$]
- T_m melting temperature [$^{\circ}C$]
- y dependent variable [-]
- y' first derivative of y [-]

Indices

- 1 solid phase
- 2 liquid phase

BACKGROUND

Cooling of residential California buildings contributes significantly to electrical consumption and peak demand. The peak cooling load requires utilities to provide peak-power plants and size their distribution network accordingly. For the building owner, the peak-cooling load determines the size of the equipment and the choice of the cooling source. Several steps can be taken to down-size the cooling systems and to be able to switch to low-energy cooling sources:

- incorporate facades which provide an effective shelter from ambient conditions
- install high-efficient thermal distribution systems (e.g., hydronic systems)
- apply thermal conditioning by radiation rather than by convection
- provide thermal mass, and
- utilize low-energy heating and cooling sources.

Large thermal storage devices have been used in the past to overcome the short-comings of alternative cooling sources or to avoid high demand charges. Buildings designed to make use of thermal storage include features which increase thermal mass. These may be used for storage only or may serve both as storage and as structural elements. Several structural materials satisfy the requirements for sensible heat storage; including concrete, steel, adobe, stone and bricks.

Latent heat storage uses a phase change material as a storage medium. This concept is particularly interesting for lightweight building construction. During transition in phase — freezing, melting, condensing, and boiling — the material absorbs or releases large amounts of heat with little or no change in temperature (E-Source, 1993). Applications typically involve liquid/solid transitions. The PCM is solidified when cooling resources are available and melted when cooling is needed (see **Figure 1**). PCMs have two important advantages as storage media: they can offer an order-of-magnitude increase in heat capacity and their discharge is often almost isothermal (Feustel et.al., 1992).

With the advent of phase change material (PCM) implemented in gypsum board, plaster or other wall-covering material, the thermal storage can be part of the building's structure. This allows the storage of high amounts of energy without changing the temperature of the sheathing. Since storage takes place in the building part where the loads occur, rather than externally, additional transport energy is not needed. With more than 7 billion square meters of plaster board produced annually in the U.S., PCM-treated wallboard could have a significant impact on the utility peak. At the same time, it would help to moderate temperature swings and enhance comfort in homes (E-Source, 1993).

Phase change material can only store energy, but not remove it. In passive applications of structural thermal storage, the heat is being released into the room as soon as the room air temperature falls below the phase change temperature. This heat release mechanism keeps the surface temperatures of the room envelope at the melting temperature level for a long time. This has

certain advantages for the heat transfer mechanism during the discharge of the thermal storage and further complements the use of night-time air to flush the building.

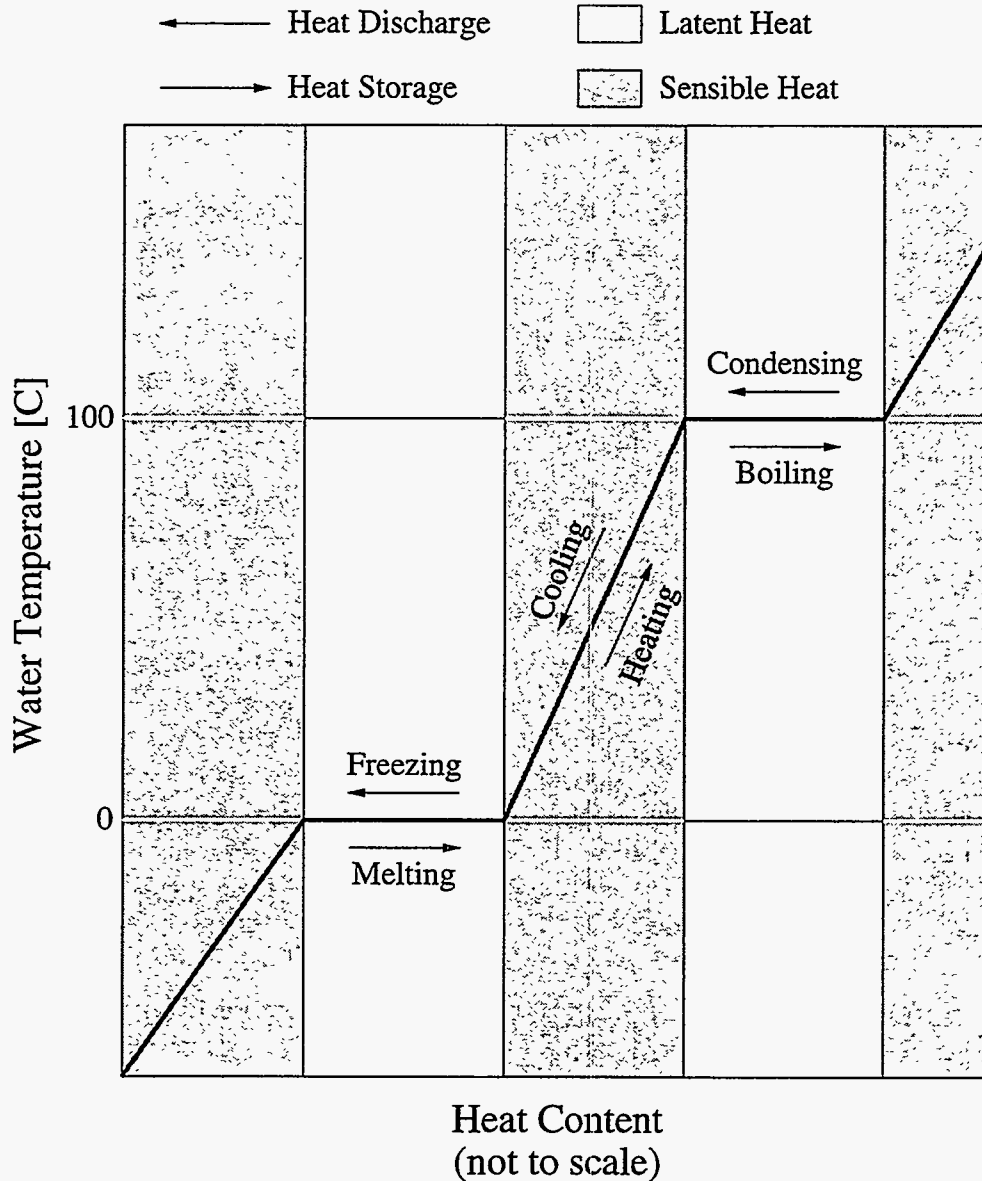


Figure 1: Phase Change Material Water (E-Source, 1993)

Besides the passive application, treated wallboard can be coupled with a hydronic loop. Combining continuous discharge and phase change material allows the discharge of thermal energy storage without “dumping” the energy back into the conditioned space.

Previous Research

Research on phase change technology integrated into the building structure as thermal storage for heating and cooling of residential buildings started at the Dayton Research Institute in 1982 (Salyer and Sircar, 1990). The program objectives were to define a cost-effective, environmentally safe, solid-to-liquid PCM which melts and freezes sharply and concurrently at about 25°C and to develop methods by which the PCM could be incorporated into building materials.

Both research goals have been achieved. A suitable low-cost linear alkyl hydrocarbon PCM has been defined, and methods of containing the PCM to eliminate leakage and problems of expansion in melting and freezing have been developed. Processes whereby this PCM could be incorporated into plaster board either by post-manufacturing imbibing of liquid PCM into the pore space of the plasterboard or by additive that could be incorporated into the wet stage of plasterboard manufacture have been developed and tested in detail. (Salyer and Sircar, 1993).

In order to reduce cost, a blend of n-paraffin carbon chains of different lengths below and above 18 carbon atoms (K-18), which melts and freezes almost exactly at 25°C, replaces the more expensive C-18. The PCM is mechanically being mixed into precipitated process silica to make dry powders that remain soft and conformable above and below the melting temperature of the PCM.

Containment costs and attendant problems have been a major problem with many PCM systems developed in the past. In the imbibing process, PCM is imbibed directly into finished plasterboard by immersion in a bath of liquid PCM. Up to 30% of composite weight of PCM can be imbibed in less than 10 minutes. Long-term tests performed by Oak Ridge National Laboratory suggest that little change regarding the PCM properties would be anticipated for wallboard exposed to prolonged use in a normal housing environment (Salyer and Sircar, 1993). Adhesion of paint and joint compound remains unaffected by the presence of the paraffin (Tomlin and Heberle, 1990).

As all organic PCM will continue to burn in a normal air atmosphere after ignition, there could be a severe fire hazard related to PCM-treated wallboard. Two methods tested have shown promising results in eliminating the fire hazard for treated wallboard: limiting the amount of PCM to 15% to 20%, and sequentially treat the plasterboard with PCM and with an insoluble fire retardant.

STORAGE POTENTIAL

Residential Buildings Applications

A piece of sheetrock (0.0125x1.22x2.44m) containing 15% phase change material, has the approximate storage capacity of 277 Wh (93 Wh/m²). For a detached house with 170m² floor area the area covered by wallboard accounts for approximately 370m². This translates into a storage capacity of more than 34

kWh, or 9 ton-hours storage capacity. With this amount of passive storage in a house, for most California climates it should be possible to avoid compressor cooling.

Commercial Buildings Applications

If all internal walls and the ceiling of a two-person office (16 m²) are covered with sheetrock containing PCM (approx. 52 m²), the thermal storage amounts to 5 kWh (or 1.4 ton hours). The treated sheetrock could store 78 Wh/m² floor area for a four hour period, which in non-residential buildings with a reasonable facade and shading devices, should be sufficient to store most of the cooling peak-load imposed by the ambient conditions.

Outlook

While these back-of-the-envelope calculations show very promising results, they do not provide us with the information about the dynamic response. As the phase change material is embedded in the sheetrock, heat to be stored has to reach the "pockets of thermal storage". Although we know that the driving force for heat transfer is the temperature difference, we do not know how much the temperature in the room will increase before a sudden cooling load increase will be absorbed by the walls. The dynamics of the storage process and the response of the heated room determine whether PCM is sufficiently removing the energy from the occupied space.

The correct sizing of the HVAC system and the capacity of the thermal storage are essential in order to minimize part-load operation of the chiller (HVAC oversizing) or overheating the space (HVAC under-sizing).

As mentioned above, the peak-load determines the necessary provision of generated power capacity, the size of the electrical grid necessary, and the size of the HVAC system (and therefore its price, part-load performance and the demand charges). Reduced duct sizes also reduce space requirements for vertical shafts and for plena.

THERMAL PERFORMANCE

Physical Properties of Treated Wallboard

Table 1 shows the physical properties for wallboard as measured by Oak Ridge National Laboratory (Tomlin and Heberle, 1990).

Only ultra-pure paraffins melt and freeze sharply at a given temperature. Mixtures of PCM show a region of temperatures where melting takes place. Results from experimental studies and simulation exercises showed clearly that the treated wallboard does not act like an ideal storage material, which would melt and freeze at a specific temperature. Comparison between measured data and simulation results for the dynamic behavior of a stack of wall boards showed that the best results were obtained if the specific heat as a function of temperature is modeled by the typical triangular shaped curve.

Table 1: PCM Wallboard Characteristics				
Wallboard	Density kg/m ³	Specific Heat kJ/kg K	Conductivity W/m K	Latent Heat kJ/kg
Conventional	696	1.089	0.173	0
30% PCM	998	1.467	0.232	58.3
20% PCM	800	1.341	0.204	38.9
16% PCM	760	1.299	0.192	31.0
10% PCM	720	1.215	0.187	19.3

Numerical Description of Phase Change

The one-dimensional heat transfer can be described using the heat diffusion equation:

$$\frac{\partial T}{\partial t} = \alpha \frac{\partial^2 T}{\partial x^2}$$

A unique mathematical formulation of the melting and solidification is called the Stefan problem. An analytical solution of the problem in the case of an isothermal semi-infinite domain and a discontinuous temperature change at its boundary was found by Neumann (Egolf and Manz, 1994). While crystalline substances and eutectics show a discontinuous transition, many materials (e.g., mixtures) show continuous enthalpy curves as a function of temperature. This leads to a "mushy region" between the solid and the liquid phase.

As the specific heat is taken as the temperature derivative of the specific enthalpy h , the specific heat as a function of temperature shows a discontinuity at the melting temperature T_m .

The thermal diffusivity is:

$$\alpha = \frac{k}{\rho c_p}$$

with the specific heat capacity:

$$c_p = \frac{dh}{dT}$$

and the enthalpy:

$$h = \int_0^T c_p(T) dT$$

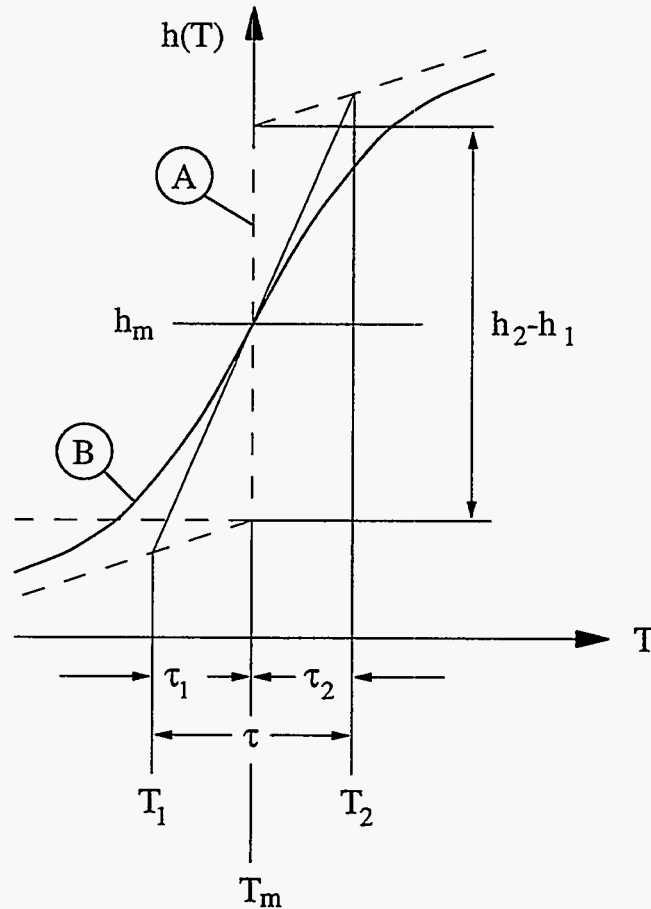


Figure 2: *Discontinuous (A) and Continuous (B) Functions for Specific Enthalpy [Egolf and Manz]*

At the melting point T_m , the specific heat shows very high positive values. The thermal diffusivity $a(T)$ is constant at high and low temperature levels, where we find the linear temperature regimes. In the mushy region, the thermal diffusivity decreases, with different derivatives on both sides of the melting point. Egolf and Manz (1993) formulated the following description for the specific enthalpy:

$$h(T) = c_{p1}T + \eta_1 \quad T \leq T_m$$

$$h(T) = c_{p1}T_m + (h_2 - h_1) + c_{p2}(T - T_m) - \eta_2 \quad T > T_m$$

with

$$\eta_n = \left(\frac{h_2 - h_1}{2} \right) e^{\left(\frac{-2|T - T_m|}{\tau_n} \right)} \quad n \in [1,2]$$

This description allows for different values for the specific heat as well as for the width of the melting zone for the solid and the liquid phase.

Simplifications

Two models were developed at Oak Ridge National Laboratory, WALL 88 (Kredl, 1991), a stand-alone FORTRAN program, and TRNSYS modules Type 48 and 49 (Stovall, 1994). Both programs lack documentation and were of no help to this project.

Using the dynamic thermal building simulation model RADCOOL (Stetiu et al, 1994) for the analysis provides us with certain restrictions regarding the use "if - else" statements. Logical statements are difficult to use in SPARK (Buhl et al, 1994), the environment used to design RADCOOL. The reason is that logical statements are by nature bound to a sequential approach to a problem, while the network approach solves a problem for all variables simultaneously. It is not only very cumbersome for the programmer to use logical statements in SPARK, but is also a waste of computer run time and disk space. Therefore, it was necessary to find not only a continuous equation for the enthalpy, but also a function which describes the enthalpy as a function of the temperature for the whole temperature range found in buildings.

The numerical description shown above is derived for pure PCM; in treated wallboard, PCM is only 10% to 30% of the compound. Therefore, the majority of the material in the building component does not change phase. This allows ignoring the slightly higher values of the specific heat found in the literature for the liquid phase. For a first attempt to model treated wallboard, we assume the specific heat to follow a symmetrical function.

Figure 3 shows the specific enthalpy distribution for wallboard with 30% PCM as calculated using the above equations. The approximation has been used that the specific heat for the sensible part of the curve is constant; neglecting the fact that the specific heat for the liquid phase of the PCM is slightly higher than for the solid phase.

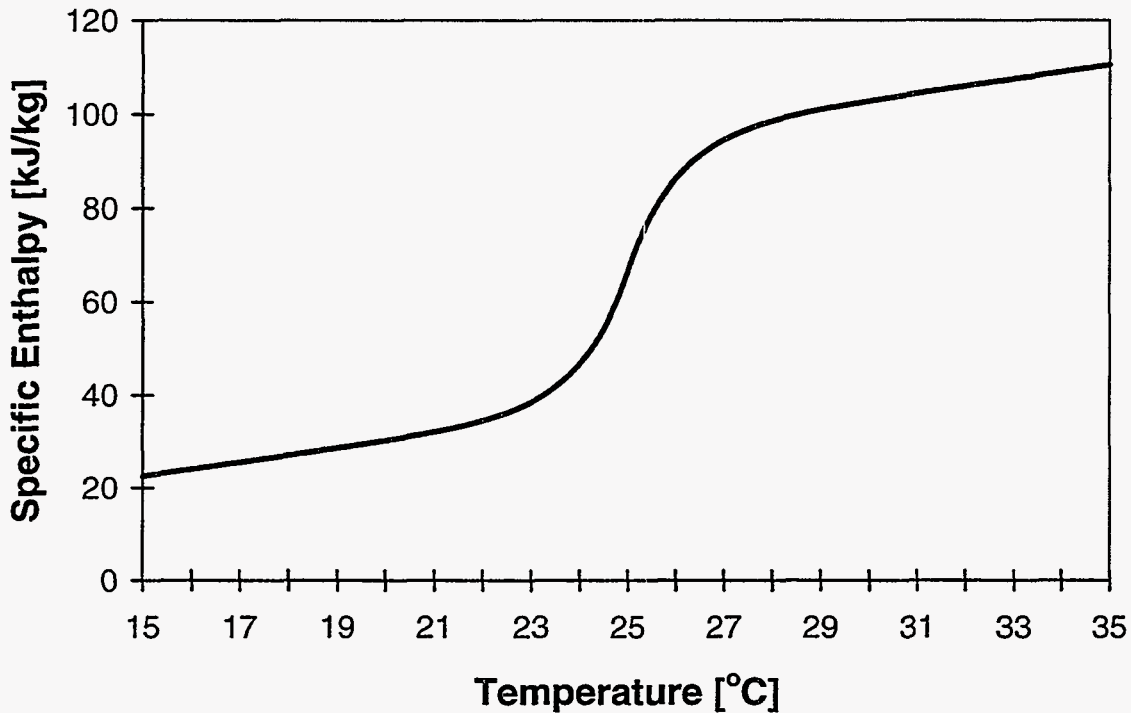


Figure 3: Specific Enthalpy for Wallboard with 30% PCM; $\Delta h = 58 \text{ kJ/kg}$, $T_m = 25^\circ\text{C}$, $\tau_{1,2} = 2 \text{ K}$, and $c_{p_{1,2}} = 1.5 \text{ kJ/kg K}$.

The task is to find a function, which describes the enthalpy development with temperature for a temperature range of 30 K (from 10°C through 40°C) by showing the characteristics described by Egolf and Manz. In order to simplify the task, the enthalpy equation was divided into a sensible part with

$$h(T) = c_{p_{1,2}} T$$

with

$$c_p \neq f(T)$$

and a latent part with

$$h(T) = c_p(T)T$$

For materials which show a symmetrical distribution of the specific heat for the melting region

$$\frac{\tau}{2} = \tau_1 = \tau_2 = \tau_{1,2}$$

the hyperbolic tangent shows some similarity with the mushy region of the

enthalpy curve shown above. With

$$y = \tanh(x) = \frac{\sinh(x)}{\cosh(x)} = \frac{e^x - e^{-x}}{e^x + e^{-x}}$$

for the latent heat and

$$y' = [\tanh(x)]' = \frac{\cosh^2(x) - \sinh^2(x)}{\cosh^2(x)} = 1 - \tanh^2(x) = \frac{1}{\cosh^2(x)}$$

for the derivative, representing the specific heat. **Figure 4** shows the hyperbolic tangent and its first derivative for the range of x from -6 to +6.

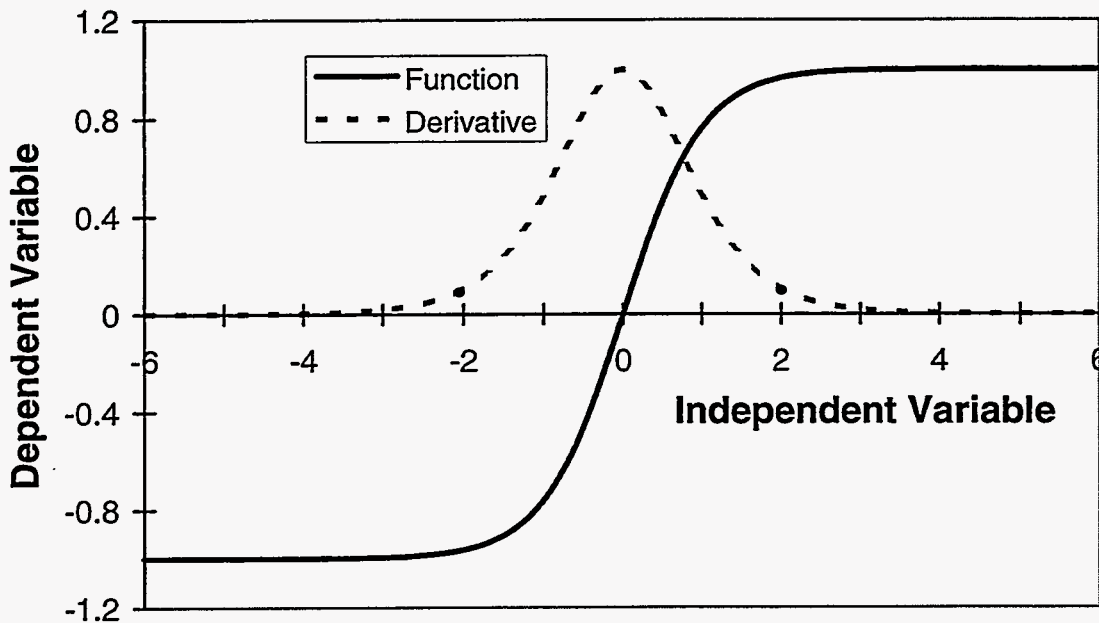


Figure 4: Hyperbolic Tangent and its First Derivative

The value of the function changes in a relatively small range of the parameter and the first derivative shows the typical triangular form of the specific heat in the melting region.

With these simplifications, the enthalpy can be described as

$$h(T) = c_{p,const} T + \frac{h_2 - h_1}{2} \times \left\{ 1 + \tanh \left[\frac{2\beta}{\tau} (T - T_m) \right] \right\}$$

and as the specific heat capacity is the first derivative of the specific enthalpy, we obtain:

$$c_p(T) = c_{p,const} + \frac{h_2 - h_1}{2} \times \frac{\frac{2\beta}{\tau}}{\cosh^2 \left[\frac{2\beta}{\tau} (T - T_m) \right]}$$

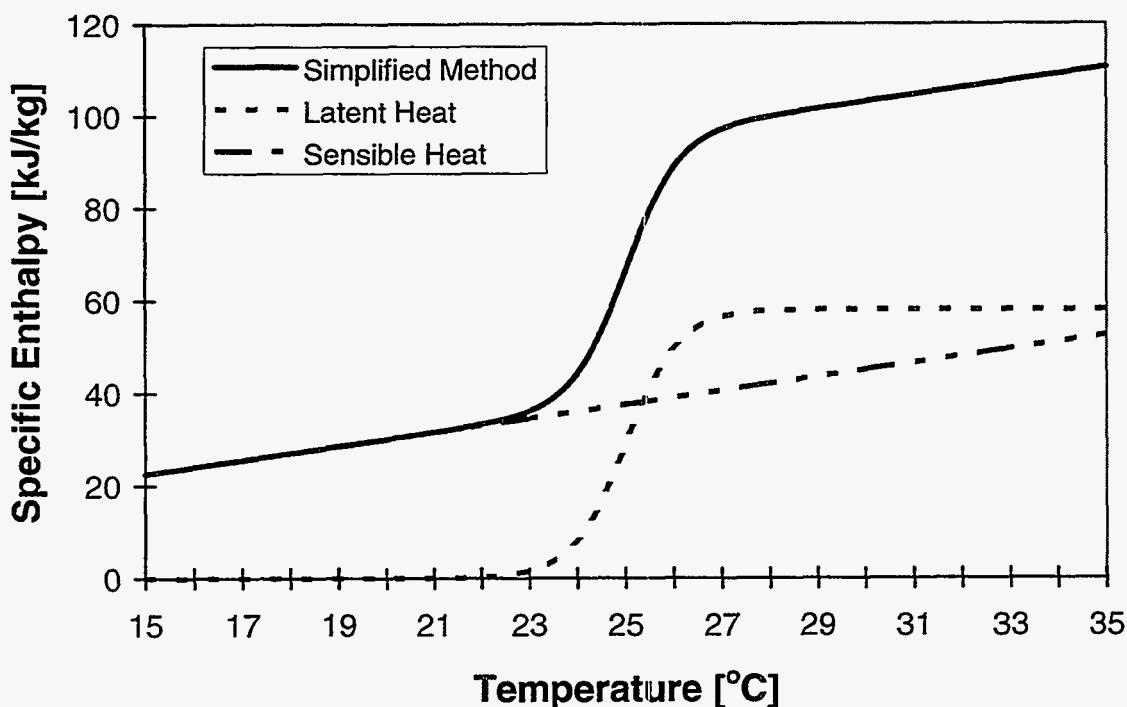


Figure 5: Specific Enthalpy described by Hyperbolic Tangent for $\Delta h = 58 \text{ kJ/kg}$, $T_m = 25^\circ\text{C}$, $\tau = 2 \text{ K}$, and $c_p = 1.5 \text{ kJ/kg K}$.

Figure 5 shows the specific enthalpy as a result of adding the linear sensible enthalpy $h(T) = c_{p,const} T$ to the latent enthalpy represented by the hyperbolic tangent. The inclination $\beta = 1.4$ has been determined by comparison with results from the equation provided by Egolf and Manz.

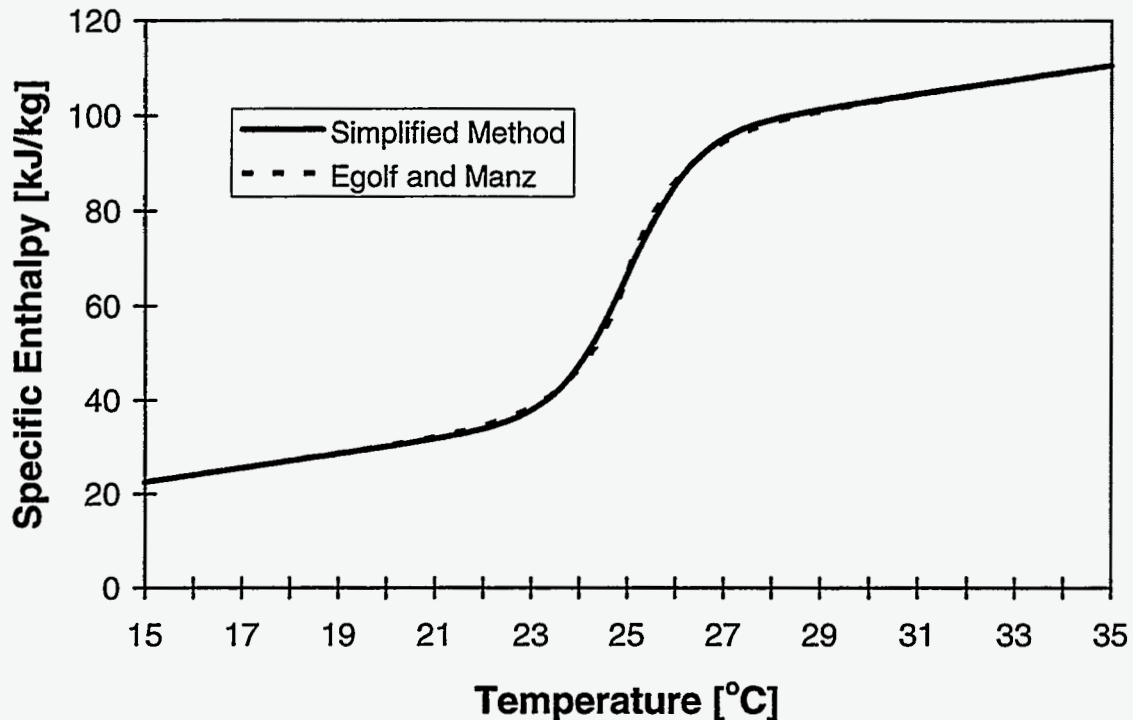


Figure 6: Comparison between the Specific Enthalpy calculated by Egolf and Manz and by the Simplified Method

Figure 7 shows the performance of the simplified function for different width of the melting range. With $\tau_{1,2} = 0.1K$, the curve becomes very steep and hardly shows the characteristic rounding above and below the melting temperature. For $\tau_{1,2} = 1K$, the function is slightly steeper in the melting range than the curves described in Figures 2 through 5. A melting range of 20K ($\tau_{1,2} = 10K$) shows a very smooth transition from the solid to the liquid phase of the PCM.

With these options to manipulate the enthalpy change in the melting regime, we are able to describe very pure phase change materials as well as blends of different substances.

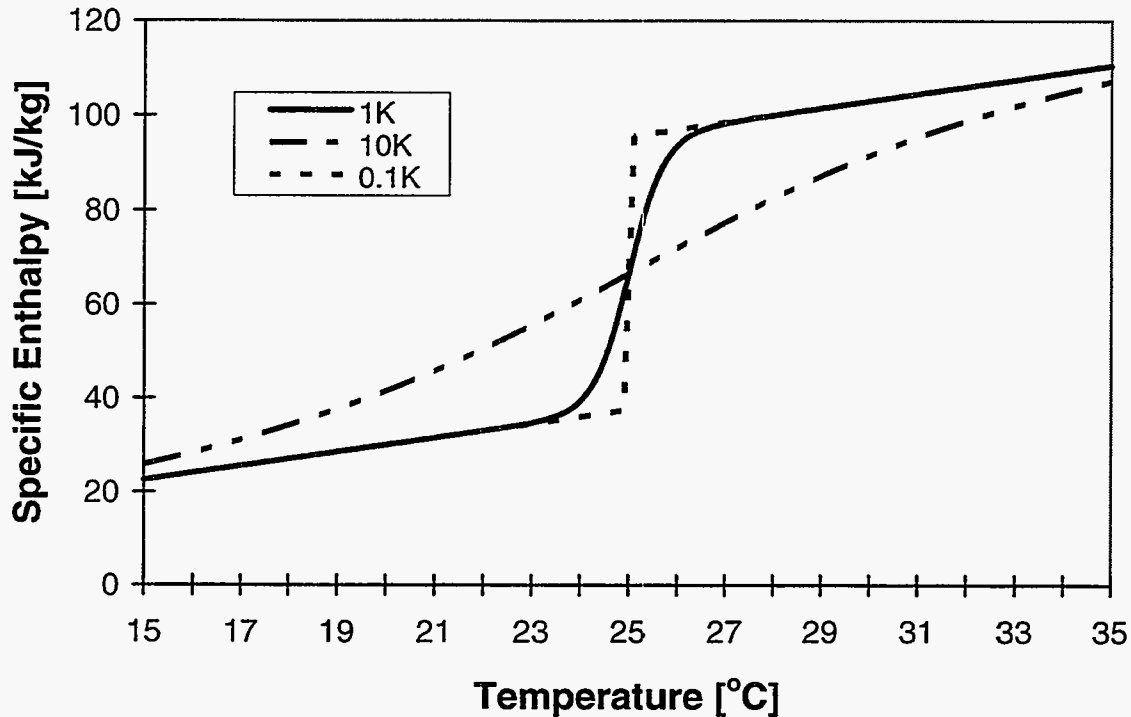


Figure 7: Specific Enthalpy for different width of the melting zone

CONCLUSIONS AND FUTURE DIRECTIONS

Based on the numerical description for the latent storage of phase change material with a symmetrical mushy region, a hyperbolic function was used to describe the enthalpy as a function of temperature. With the first derivative of the enthalpy describing the specific heat, a steady function is available to express the varying specific heat in the temperature range relevant for building physics.

This finding allows incorporating the latent storage term into the building component modules developed for the thermal building simulation program RADCOOL without significantly changing the structure of the modules. In order to avoid instability of the dynamic performance simulation, short time steps (in the order of minutes) might have to be introduced for the temperature range of the latent storage.

The functional description of the specific heat will be implemented into some of the wall modules available for RADCOOL. Advanced modules tests will be performed to determine the critical time step as a function of the temperature change and the latent storage characteristics. The final goal of the project is to use the model to numerically evaluate the performance of treated wallboard as a measure to down-size HVAC systems in commercial buildings and avoid compressor cooling for buildings located in transition climates.

ACKNOWLEDGMENTS

The suggestions of the reviewers are gratefully acknowledged. This work was supported by the Assistant Secretary for Conservation and Renewable Energy, Office of Building Technologies of the U.S. Department of Energy under Contract No. DE-AC03-76SF00098 in cooperation with the Alternatives to the Compressor Cooling Project sponsored by the California Institute for Energy Efficiency.

LITERATURE

Buhl, W.F., E. Erdam, J.-M. Nataf, F. Winkelmann, M.A. Moshier, and E.F. Sowell; "Advances in SPARK," Lawrence Berkeley Laboratory Report LBL-29419, Rev. 1, 1994, and Proc. *Third International Conference on System Simulation in Buildings*, Liege, Dec. 3-5, 1990

Egolf, P.W. and H. Manz; "Theory of Phase Change Materials with and without Mushy Regions," *International Journal of Heat and Mass Transfer*, 1993

E-Source; "Phase Change Wallboard for Peak Demand Reduction," Tech Memo, TM-94-4, E-Source Inc., Boulder, CO, 1993

Feustel, H.E.; "Radiant Cooling Systems - Preliminary Performance Assessment," Lawrence Berkeley Laboratory Report LBL-33194, 1993

Feustel, H.E., A. de Almeida, C. Blumstein; "Alternatives to Compressor Cooling in Residences," *Energy and Buildings*, 18, 1992

Salyer, I.O. and A.K. Sircar; "Phase Change Materials for Heating and Cooling of Residential Buildings and other Applications," *Proceedings of the 25th Annual Intersociety Energy Conservation Engineering Conference*, 1990

Salyer, I.O. and A.K. Sircar; "Development of Phase Change Technology for Heating and Cooling of Residential Buildings and other Applications," *Proceedings of the 28th Annual Intersociety Energy Conservation Engineering Conference*, 1993

Stetiu, C.; "The Effect of Simplifying the Building Description on the Numerical Modeling of its Thermal Performance," Lawrence Berkeley Laboratory Report LBL-34362, 1993

Stetiu, C., H. E. Feustel, and F. Winkelmann; "Development of a Model to Simulate the Performance of Hydronic/Radiant Cooling Ceilings," CIEE Exploratory Project, Final Report, June 1994

Stovall, T.K.: Personal Communication with H.G. Kula, September 1994

Tomlin and Heberle; "Analysis of Wallboard Containing a Phase Change Material", *Proceedings of the 25th Annual Intersociety Energy Conservation Engineering Conference*, 1990