

DCN 1593

REDCOM REV 1
Close REDCOM 10
#S-26-0838-120

I certify that the information contained herein is accurate and complete to the best of my knowledge and belief.

MAJOR CLAIMANT/CNO ENDORSEMENT

T.F. HALL, RADM, USN
NAME (Please type or print)

TF Hall

Signature

COMMANDER, NAVAL RESERVE FORCE &
Title(s)

1/3/95

Date

DIRECTOR OF NAVAL RESERVE (N095)

BRAC-95 SCENARIO DEVELOPMENT DATA CALL
ENCLOSURE (1) - SCENARIO SUMMARY

Complete one copy of Enclosure (1) - Scenario Summary for the entire closure/realignment scenario.

Table 1-A: Scenario Description.

Scenario No.:	5-26-0838-120
Scenario Title:	RECOM REV 1
Date:	13 DEC 94

Table 1-B: Point of Contact Information.

Name:	CDR L. SYKES, USNR
Organization/Code:	COMNAVRESFOR/40
Office Phone Number:	(504) 948-1998 DSN: 363-1998
Fax Number:	(504) 948-1999 DSN: 363-1999
Home Phone Number:	(504) 649-4284

Table 1-C: Losing/Gaining Bases Involved in Scenario.

Enclosure (1)

**BRAC-95 SCENARIO DEVELOPMENT DATA CALL
ENCLOSURE (1) - SCENARIO SUMMARY**

Table 1-C: Losing/Gaining Bases Involved in Scenario

Losing Base(s)	Gaining Base(s)	Workload/Missions Transferring
NSA NEW ORLEANS (REDCOM 10)	NA	COMMAND SUBORDINATE
		ECHELON V AND VI ACTIVITIES,
		MANAGE SELRES TRAINING,
		RESOURCES, FACILITIES, AND
		EQUIPMENT WITHIN A
		MULTI-STATE REGION.
NSA NEW ORLEANS (REDCOM 10/DIRECTOR OF FACILITIES)	NAS JRB FT WORTH (REDCOM 11)	DIRECT, MANAGE, AND
		ADMINISTER FACILITIES
		WITHIN A MULTI-STATE
		REGION. (FUTURE COM-
		PONENT UIC OF COMNAV-
		SURFRESFOR)

R

Note:

Enclosure (1)

Complete a separate Enclosure (2) - Losing Base Questions for each "losing" base involved in the closure/realignment scenario. Make additional copies of this enclosure as necessary. Tables included in this enclosure are 2-A, 2-B, 2-C, 2-D, 2-E, and 2-F. Enter the Losing Base name in the block below:

Losing Base:	NSA NEW ORLEANS (REDCOM 10)
---------------------	-----------------------------

THE IDEAL NUMBER OF READINESS COMMANDS IS TEN (10). THE CLOSURE OF REDCOM 10 WOULD CREATE A EXCESSIVELY LARGE GEOGRAPHIC SPAN OF CONTROL FOR THE REMAINING NINE READINESS COMMANDS, ESPECIALLY IN THE SOUTHEAST (REDCOM 8) AND SOUTHWEST (REDCOM 11). IN THE CASE OF REDCOM 8, ALMOST 11,000 SELRES WOULD BE WITHIN ITS BORDERS AND THE COMMAND WOULD HAVE CONTROL OF 21 NAVAL RESERVE CENTERS - CREATING A NEED TO ADD ADDITIONAL FULL TIME SUPPORT STAFF FOR EFFECTIVE MANAGEMENT CONTROL. REDCOM 11 WOULD ALSO REQUIRE ADDITIONAL FULL TIME SUPPORT STAFF TO MANAGE 21 NAVAL RESERVE CENTERS. ITS GEOGRAPHICAL AREA OF RESPONSIBILITY WOULD COVER ALMOST TWO-THIRDS OF THE ENTIRE SOUTHERN PORTION OF THE ENTIRE U.S. OTHER REDCOMS THROUGHOUT THE COUNTRY WOULD ALSO REQUIRE AN INCREASE IN FULL TIME SUPPORT STAFF TO SUPPORT ADDITIONAL NAVAL RESERVE CENTERS AND SELRES UNDER THEIR COGNIZANCE DUE TO THE DECREASE OF REDCOMS.

COMMANDER, NAVAL SURFACE RESERVE FORCE HAS RECENTLY INITIATED ACTION TO BRING THE DIRECTOR OF FACILITIES AT FIVE READINESS COMMANDS (INCLUDING REDCOM 10) UNDER THE COGNIZANCE OF COMMANDER, NAVAL SURFACE RESERVE FORCE AS A COMPONENT UIC. TRANSFERRING THE DIRECTOR OF FACILITIES TO REDCOM 11 AT NAS JRB FT WOOORTH WOULD PROVIDE MORE EFFECTIVE FACILITIES OVERSIGHT IN THE SOUTHWESTEN PORTION OF THE U.S. IF THAT DIRECTOR IS FORCED TO MOVE FROM NEW ORLEANS. NAS JRB FT WORTH (REDCOM 11) IS THE SECOND OPTIMUM LOCATION FOR THIS POSITION AFTER NEW ORLEANS, EVEN IF REDCOM 14 IS CREATED IN TN.

Table 2-A: Disposition of Personnel - Detail Data.

Table 2-A: Disposition of Personnel - Detail Data

From Losing Base: NSA NEW ORLEANS (REDCOM 10)									
To Gaining Base: NAS JRB FT WORTH (REDCOM 11)									
UIC	Name	Type	1996	1997	1998	1999	2000	2001	Total
68307	NAVRESREDCO M REG 10 (DIRECTOR OF FACILITIES STAFF ONLY)	Officer	0	0	1	0	0	0	1
		Enlisted	0	0	1	0	0	0	1
		Civilian	0	0	5	0	0	0	5
		Mil Stu	0	0	0	0	0	0	0
		Officer							
		Enlisted							
		Civilian							
		Mil Stu							
		Officer							
		Enlisted							
		Civilian							
		Mil Stu							
		Officer							
		Enlisted							
		Civilian							
		Mil Stu							
	TOTAL	Officer	0	0	1	0	0	0	1
Enlisted		0	0	1	0	0	0	1	
Civilian		0	0	5	0	0	0	5	
Mil Stu		0	0	0	0	0	0	0	

Make additional copies of this table, or add rows to it, as necessary, to include each host/tenant activity which will be relocated.

Mil Stu = Military Students.

Table 2-B: Disposition of Personnel and Equipment - Summary.

24
14 DEC 94

MEMORANDUM FOR 04

From: COMNAVRESFOR CODE 02

Subj: FULL TIME SUPPORT AT READINESS COMMANDS

1. Manpower requirements at readiness commands are determined through the utilization of OPNAV approved staffing standards which take into account the number of reserve centers and Selected Reserve (SELRES) personnel supported by the readiness command.
2. The reduction of readiness commands from thirteen to nine will necessitate an increase in manpower requirements at the remaining readiness commands. Overall increase of 12 officers and 16 enlisted personnel would be required per the staffing standard.


H. E. SPEARS
By direction

P-4

Table 2-B: Disposition of Personnel and Equipment - Summary

From Losing Base: NSA NEW ORLEANS (REDCOM 10)							
To Gaining Base: NAS JRB FT WORTH (REDCOM 11)/REMAINING REDCOMS							
	1996	1997	1998	1999	2000	2001	Total
Officer Billets	0	0	1	0	0	0	1
Enlisted Billets	0	0	1	0	0	0	1
Civilian Positions	0	0	5	0	0	0	5
Military Students	0	0	0	0	0	0	0
Tons of Mission Equipment			4.0				4.0
Tons of Support Equipment							
Number of Light Vehicles							
Number of Heavy Vehicles							

Supporting Data for Table 2-B. Use the space below to list the types of Mission Equipment, Support Equipment, Light Vehicles and Heavy Vehicles identified as required to be relocated in Table 2-B and the rationale for relocating this equipment. Attach additional sheets as necessary.

Type of Equipment/Vehicles

Rationale for Relocating

ADP EQUIPMENT

TRANSFER OF MISSION TO ANOTHER REDCOM

R
ADP EQUIPMENT
MAPS/BLEUPRINTS
OFFICE FURNITURE

TRANSFER OF DIRECTOR OF FACILITIES/STAFF AND MISSION TO REDCOM 11

Table 2-C: Eliminated Billets/Positions

Table 2-C: Eliminated Billets/Positions

Losing Base Name : NSA NEW ORLEANS (REDCOM 10)									
UIC	Name	Type	1996	1997	1998	1999	2000	2001	Total
68307	NAVRESREDCO M REG 10	Officer	0	0	6	0	0	0	6
		Enlisted	0	0	16	0	0	0	16
		Civilian	0	0	11	0	0	0	11
		Officer							
		Enlisted							
		Civilian							
		Officer							
		Enlisted							
		Civilian							
		Officer							
		Enlisted							
		Civilian							
		Officer							
		Enlisted							
		Civilian							
		Officer							
		Enlisted							
		Civilian							
		Officer							
		Enlisted							
		Civilian							
	TOTAL	Officer	0	0	6	0	0	0	6
		Enlisted	0	0	16	0	0	0	16
		Civilian	0	0	11	0	0	0	11

Table 2-D: Manpower Reconciliation Data.

Table 2-D: Manpower Reconciliation Data

	Officers	Enlisted	Civilians	Mil Stu	Total
A. Begin FY 1996:	7	17	16	0	40
B. Force Structure Changes(+/-):	-6	-16	-11	0	-33
C. Prior BRAC Changes (+/-):	0	0	0	0	0
D. End FY 2001:	1	1	5	0	7
Moving to (List each Gaining Base):					
1. NAS JRB FT WORTH (FACILITY STAFF ONLY)	1	1	5	0	7
2.					
3.					
4.					
5.					
6.					
7.					
8.					
9.					
10.					
E. Total Billets/Positions Moving:	1	1	5	0	7
F. Eliminated Billets/Positions:	6	16	11		33
G. Remaining at Losing Base:	0	0	0	0	0
H. Sum of Lines E, F, and G:	7	17	16	0	40

Notes:

Table 2-E: Caretaker Requirements (Mothball Scenarios Only).

Table 2-E: Caretaker Requirements ("Mothball" Scenarios Only)

Losing Base Name:							
	1996	1997	1998	1999	2000	2001	Total
Military Caretakers							
Civilian Caretakers							

Table 2-F: Supporting Data:

a. Other One-Time Unique Costs.

Losing Base: _____

	<u>Cost</u>	<u>FY</u>	<u>Description</u>
1.			

b. Other One-Time Unique Savings.

Losing Base: _____

	<u>Cost</u>	<u>FY</u>	<u>Description</u>
1.			

c. One-Time Unique Moving Costs.

Losing Base: NSA NEW ORLEANS (REDCOM 10)

	<u>Cost</u>	<u>FY</u>	<u>Gaining Base</u>	<u>Description</u>
1.	\$150K	98	NAS JRB FT WORTH	RELOCATION OF CIVILIANS INCLUDING PLANT AND MINOR PROPERTY AND ADP

R

j. Facility Shutdown.

Losing Base: NSA NEW ORLEANS (REDCOM 10)

Facility KSF Shutdown: ALL (16.5 KSF)

Summarize data shown in response to supporting data questions a. through j. above in the following table. Note that all entries must be shown in (\$000).

Table 2-F: Dynamic Base Information Summary

Losing Base: NSA NEW ORLEANS (REDCOM 10)								
		1996	1997	1998	1999	2000	2001	Total
a.	One-Time Unique Costs							NONE
b.	One-Time Unique Svgs							NONE
c.	One-Time Move Costs			\$150K				\$150K
d.	Net Mission Costs							NONE
e.	Net Mission Savings							NONE
f.	Misc Recur Costs							NONE
g.	Misc Recur Savings							NONE
h.	Land Sales							NONE
i.	Procurement Cost Avoid							NONE
j. Fac. Shutdown (KSF)		16.5						

**BRAC-95 SCENARIO DEVELOPMENT DATA CALL
ENCLOSURE (3) - GAINING BASE QUESTIONS**

Gaining Base:	NAS JRB FT WORTH (REDCOM 11)
----------------------	------------------------------

DIRECTOR OF FACILITIES WOULD MOVE INTO BLDG
CURRENTLY PLANNED FOR REDCOM 11 AND NRRC
AT NAS JRB FT WORTH.

R

Table 3-A - Dynamic Base Information.

Table 3-A: Supporting Data

a. Other One-Time Unique Costs.

a. (1) Community Infrastructure Impacts.

Gaining Base: _____

	<u>Cost</u>	<u>FY</u>	<u>Location</u>	<u>Description</u>
1.				

a. (2) Other Unique One-Time Costs.

Gaining Base: _____

	<u>Cost</u>	<u>FY</u>	<u>Description</u>
1.			

b. Other One-Time Unique Savings.

Gaining Base: _____

	<u>Cost</u>	<u>FY</u>	<u>Description</u>
1.			

c. Environmental Mitigation.

Gaining Base: _____

	<u>Cost</u>	<u>FY</u>	<u>Description</u>
1.			

**BRAC-95 SCENARIO DEVELOPMENT DATA CALL
ENCLOSURE (3) - GAINING BASE QUESTIONS**

Table 3-A: Dynamic Base Information

Gaining Base Name: NAS JRB FT WORTH (REDCOM 11)								
		1996	1997	1998	1999	2000	2001	Total
a.	One-Time Unique Costs *							NONE
b.	One-Time Unique Savings							NONE
c.	Environ. Mitigation							NONE
d.	Misc. Recurring Costs							NONE
e.	Misc. Recurring Savings							NONE
f.	Land Purchases							NONE

Table 3-B - Military Construction Requirements.

BRAC-95 SCENARIO DEVELOPMENT DATA CALL ATTACHMENT 1: BASE LOADING DATA

PART 5: TOTAL FACILITY SQUARE FEET. This is the total Class 2 facility square feet, excluding family housing, MWR and utilities, as reported in the Naval Facilities Assets Data Base (NFADB). This figure is used in determining the number of square feet which will be "shut down" as a result of the closure action.

Total Facility Square Feet (in thousands): *16.5*

PART 6: BASE OPERATING SUPPORT (BOS) COST DATA. This is the total BOS costs reported for the host and tenant activities in Data Call 66. Please review this data and ensure that it is consistent with FY 1996 OSD Submit budget data. If BOS cost data needs to be revised, specific revisions should be noted on a revised copy of the appropriate Data Call 66 table(s), which should then be returned with this data call response.

C	NAME	MAJOR CLAIMANT	***** O&M, etc. *****				***** DBOF *****				***** TOTAL *****				
			RPMA NONPAY	RPMA PAY	OBOS NONPAY	OBOS PAY	RPMA NONPAY	RPMA PAY	OBOS NONPAY	OBOS PAY	RPMA NONPAY	RPMA PAY	OBOS NONPAY	OBOS PAY	
	<i>* REDCOM 10 NEW</i>	<i>COMNAURESA</i>													
	<i>ORLEANS</i>														
		TOTALS:			<i>364K</i>	<i>784K</i>				<i>NA</i>	<i>NA</i>			<i>364K</i>	<i>784K</i>

Please complete this table

P-13

**BRAC-95 SCENARIO DEVELOPMENT DATA CALL
ATTACHMENT 1: BASE LOADING DATA**

activity: *REDCom 10 New Orleans*

ART 1: MANPOWER DATA - HOST AND TENANTS. This data is provided to assist you in identifying military billets and civilian positions which will either be relocated or eliminated as a result of closure or realignment. Officer (OFF), Enlisted (ENL) and Civilian (CIV) numbers reflect end strength, not on-board counts. The "Planned Force Structure education" column represents the difference between projected "Beginning of FY 1996" and projected "End of FY 2001" end strength. The source of this data is the UPERS/NAYCOMPT/CMC data bases in support of the FY 1996/1997 OSD Submit. Review this list and make any necessary annotations, including the addition or deletion of data to accurately reflect the host and tenant population. Note that Military Students (STU) must be shown as an Average On-Board (AOB) count. If a significant student population is located at the activity, then all students need to be identified in this table. Student data need only be provided for the "End of FY 2001" column of the table. If any numbers are changed, please provide a revised set of totals at the end of the listing.

AIC	NAME	MAJOR CLAIMANT	BEGIN FY 1996			PLANNED FORCE STRUCTURE CHANGES			END FY 2001					
			OFF	ENL	CIV	OFF	ENL	CIV	OFF	ENL	CIV	STU		
68307	REDROOM 10 NEW ORLEANS	COMMANDEER	7	17	16	0	-6	-16	-11	0	1	1	5	0

Please complete this table P-14



BRAC-95 CERTIFICATION

I certify that the information contained herein is accurate and complete to the best of my knowledge and belief.

CDR A. M. CLARK USNR

NAME (Please type or print)
BRAC COORDINATOR

Signature
AM Clark

Date
14 Dec 94

Title
N35

Division
N35B

Department
COMNAVSURFRESFOR

Activity





BRAC-95 CERTIFICATION

Reference: SECNAVNOTE 11000 of 08 December 1993

In accordance with policy set forth by the Secretary of the Navy, personnel of the Department of the Navy, uniformed and civilian, who provide information for use in the BRAC-95 process are required to provide a signed certification that states "I certify that the information contained herein is accurate and complete to the best of my knowledge and belief."

The signing of this certification constitutes a representation that the certifying official has reviewed the information and either (1) personally vouches for its accuracy and completeness or (2) has possession of, and is relying upon, a certification executed by a competent subordinate.

Each individual in your activity generating information for the BRAC-95 process must certify that information. Enclosure (1) to this attachment is provided for individual certifications and may be duplicated as necessary. You are directed to maintain those certifications at your activity for audit purposes. For purposes of this certification sheet, the commander of the activity will begin the certification process and each reporting senior in the Chain of Command reviewing the information will also sign this certification sheet. This sheet must remain attached to this package and be forwarded up the Chain of Command. Copies must be retained by each level in the Chain of Command for audit purposes.

I certify that the information contained herein is accurate and complete to the best of my knowledge and belief.

ACTIVITY COMMANDER

R. R. BUCKLEY CAPT USNR
NAME (Please type or print)
COMMANDER ACTING
Title
COMNAVSURFRESFOR
Activity

R.R. Buckley
Signature
14 DEC 1994
Date

P-11

Attachment Two

Department : NAVY
 Option Package : REDCOM 10 NEW ORLEAN
 Scenario File : P:\COBRA\DONE\RDCOM10.CBR
 Std Fctrs File : P:\COBRA\N950M.SFF

Starting Year : 1996
 Final Year : 1998
 ROI Year : Immediate

NPV in 2015(\$K): -23,840
 1-Time Cost(\$K): 552

Net Costs (\$K) Constant Dollars	1996						Total	Beyond
	1996	1997	1998	1999	2000	2001		
MilCon	0	0	0	0	0	0	0	0
Person	0	0	-682	-1,539	-1,539	-1,539	-5,298	-1,539
Overhd	115	86	-103	-331	-331	-331	-894	-331
Moving	0	0	181	0	0	0	181	0
Missio	0	0	0	0	0	0	0	0
Other	0	0	0	0	0	0	0	0
TOTAL	115	86	-603	-1,870	-1,870	-1,870	-6,011	-1,870

	1996	1997	1998	1999	2000	2001	Total
POSITIONS ELIMINATED							
Off	0	0	6	0	0	0	6
Enl	0	0	16	0	0	0	16
Civ	0	0	11	0	0	0	11
TOT	0	0	33	0	0	0	33

	1996	1997	1998	1999	2000	2001	Total
POSITIONS REALIGNED							
Off	0	0	1	0	0	0	1
Enl	0	0	1	0	0	0	1
Stu	0	0	0	0	0	0	0
Civ	0	0	5	0	0	0	5
TOT	0	0	7	0	0	0	7

Summary:

SCENARIO 120 TO JRB FORT WORTH

Department : NAVY
 Option Package : REDCOM 10 NEW ORLEAN
 Scenario File : P:\COBRA\DONE\RD.COM10.CBR
 Std Fctrs File : P:\COBRA\N950M.SFF

Costs (\$K)	Constant Dollars						Total	Beyond
	1996	1997	1998	1999	2000	2001		
MilCon	0	0	0	0	0	0	0	0
Person	0	0	99	17	17	17	150	17
Overhd	115	86	119	33	33	33	419	33
Moving	0	0	183	0	0	0	183	0
Missio	0	0	0	0	0	0	0	0
Other	0	0	0	0	0	0	0	0
TOTAL	115	86	401	50	50	50	752	50

Savings (\$K)	Constant Dollars						Total	Beyond
	1996	1997	1998	1999	2000	2001		
MilCon	0	0	0	0	0	0	0	0
Person	0	0	780	1,556	1,556	1,556	5,448	1,556
Overhd	0	0	222	364	364	364	1,314	364
Moving	0	0	2	0	0	0	2	0
Missio	0	0	0	0	0	0	0	0
Other	0	0	0	0	0	0	0	0
TOTAL	0	0	1,004	1,920	1,920	1,920	6,764	1,920

TOTAL ONE-TIME COST REPORT (COBRA v5.08) - Page 1/3
 Data As Of 09:40 12/15/1994, Report Created 10:30 02/24/1995

Department : NAVY
 Option Package : REDCOM 10 NEW ORLEAN
 Scenario File : P:\COBRA\DONE\RDCOM10.CBR
 Std Fctrs File : P:\COBRA\N950M.SFF

(All values in Dollars)

Category	Cost	Sub-Total
-----	----	-----
Construction		
Military Construction	0	
Family Housing Construction	0	
Information Management Account	0	
Land Purchases	0	
Total - Construction		0
Personnel		
Civilian RIF	19,822	
Civilian Early Retirement	9,149	
Civilian New Hires	0	
Eliminated Military PCS	49,610	
Unemployment	3,132	
Total - Personnel		81,713
Overhead		
Program Planning Support	265,475	
Mothball / Shutdown	21,250	
Total - Overhead		286,725
Moving		
Civilian Moving	86,266	
Civilian PPS	86,400	
Military Moving	9,366	
Freight	1,310	
One-Time Moving Costs	0	
Total - Moving		183,342
Other		
HAP / RSE	0	
Environmental Mitigation Costs	0	
One-Time Unique Costs	0	
Total - Other		0
Total One-Time Costs		551,780

One-Time Savings		
Military Construction Cost Avoidances	0	
Family Housing Cost Avoidances	0	
Military Moving	1,805	
Land Sales	0	
One-Time Moving Savings	0	
Environmental Mitigation Savings	0	
One-Time Unique Savings	0	
Total One-Time Savings		1,805
Total Net One-Time Costs		549,975

Department : NAVY
 Option Package : REDCOM 10 NEW ORLEAN
 Scenario File : P:\COBRA\DONE\RD.COM10.CBR
 Std Fctrs File : P:\COBRA\N950M.SFF

Base: REDCOM 10, LA
 (All values in Dollars)

Category	Cost	Sub-Total
Construction		
Military Construction	0	
Family Housing Construction	0	
Information Management Account	0	
Land Purchases	0	
Total - Construction		0
Personnel		
Civilian RIF	19,822	
Civilian Early Retirement	9,149	
Civilian New Hires	0	
Eliminated Military PCS	49,610	
Unemployment	3,132	
Total - Personnel		81,713
Overhead		
Program Planning Support	265,475	
Mothball / Shutdown	21,250	
Total - Overhead		286,725
Moving		
Civilian Moving	86,266	
Civilian PPS	86,400	
Military Moving	9,366	
Freight	1,310	
One-Time Moving Costs	0	
Total - Moving		183,342
Other		
HAP / RSE	0	
Environmental Mitigation Costs	0	
One-Time Unique Costs	0	
Total - Other		0
Total One-Time Costs		551,780
One-Time Savings		
Military Construction Cost Avoidances	0	
Family Housing Cost Avoidances	0	
Military Moving	1,805	
Land Sales	0	
One-Time Moving Savings	0	
Environmental Mitigation Savings	0	
One-Time Unique Savings	0	
Total One-Time Savings		1,805
Total Net One-Time Costs		549,975

Department : NAVY
 Option Package : REDCOM 10 NEW ORLEAN
 Scenario File : P:\COBRA\DONE\RDCOM10.CBR
 Std Fctrs File : P:\COBRA\N950M.SFF

Base: REDCOM 11, TX
 (All values in Dollars)

Category	Cost	Sub-Total
-----		-----
Construction		
Military Construction	0	
Family Housing Construction	0	
Information Management Account	0	
Land Purchases	0	
Total - Construction		0
Personnel		
Civilian RIF	0	
Civilian Early Retirement	0	
Civilian New Hires	0	
Eliminated Military PCS	0	
Unemployment	0	
Total - Personnel		0
Overhead		
Program Planning Support	0	
Mothball / Shutdown	0	
Total - Overhead		0
Moving		
Civilian Moving	0	
Civilian PPS	0	
Military Moving	0	
Freight	0	
One-Time Moving Costs	0	
Total - Moving		0
Other		
HAP / RSE	0	
Environmental Mitigation Costs	0	
One-Time Unique Costs	0	
Total - Other		0
-----		-----
Total One-Time Costs		0
-----		-----
One-Time Savings		
Military Construction Cost Avoidances	0	
Family Housing Cost Avoidances	0	
Military Moving	0	
Land Sales	0	
One-Time Moving Savings	0	
Environmental Mitigation Savings	0	
One-Time Unique Savings	0	
-----		-----
Total One-Time Savings		0
-----		-----
Total Net One-Time Costs		0

Department : NAVY
Option Package : REDCOM 10 NEW ORLEAN
Scenario File : P:\COBRA\DONE\RDCOM10.CBR
Std Fctrs File : P:\COBRA\N950M.SFF

All Costs in \$K

Base Name	Total MilCon	IMA Cost	Land Purch	Cost Avoid	Total Cost
REDCOM 10	0	0	0	0	0
REDCOM 11	0	0	0	0	0
Totals:	0	0	0	0	0

PERSONNEL SUMMARY REPORT (COBRA v5.08)
 Data As Of 09:40 12/15/1994, Report Created 10:30 02/24/1995

Department : NAVY
 Option Package : REDCOM 10 NEW ORLEAN
 Scenario File : P:\COBRA\DONE\RD.COM10.CBR
 Std Fctrs File : P:\COBRA\N950M.SFF

PERSONNEL SUMMARY FOR: REDCOM 10, LA

BASE POPULATION (FY 1996, Prior to BRAC Action):

Officers	Enlisted	Students	Civilians
7	17	0	16

PERSONNEL REALIGNMENTS:

To Base: REDCOM 11, TX

	1996	1997	1998	1999	2000	2001	Total
Officers	0	0	1	0	0	0	1
Enlisted	0	0	1	0	0	0	1
Students	0	0	0	0	0	0	0
Civilians	0	0	5	0	0	0	5
TOTAL	0	0	7	0	0	0	7

TOTAL PERSONNEL REALIGNMENTS (Out of REDCOM 10, LA):

	1996	1997	1998	1999	2000	2001	Total
Officers	0	0	1	0	0	0	1
Enlisted	0	0	1	0	0	0	1
Students	0	0	0	0	0	0	0
Civilians	0	0	5	0	0	0	5
TOTAL	0	0	7	0	0	0	7

SCENARIO POSITION CHANGES:

	1996	1997	1998	1999	2000	2001	Total
Officers	0	0	-6	0	0	0	-6
Enlisted	0	0	-16	0	0	0	-16
Civilians	0	0	-11	0	0	0	-11
TOTAL	0	0	-33	0	0	0	-33

BASE POPULATION (After BRAC Action):

Officers	Enlisted	Students	Civilians
0	0	0	0

PERSONNEL SUMMARY FOR: REDCOM 11, TX

BASE POPULATION (FY 1996, Prior to BRAC Action):

Officers	Enlisted	Students	Civilians
6	24	0	13

PERSONNEL REALIGNMENTS:

From Base: REDCOM 10, LA

	1996	1997	1998	1999	2000	2001	Total
Officers	0	0	1	0	0	0	1
Enlisted	0	0	1	0	0	0	1
Students	0	0	0	0	0	0	0
Civilians	0	0	5	0	0	0	5
TOTAL	0	0	7	0	0	0	7

TOTAL PERSONNEL REALIGNMENTS (Into REDCOM 11, TX):

	1996	1997	1998	1999	2000	2001	Total
Officers	0	0	1	0	0	0	1
Enlisted	0	0	1	0	0	0	1
Students	0	0	0	0	0	0	0
Civilians	0	0	5	0	0	0	5
TOTAL	0	0	7	0	0	0	7

Department : NAVY
Option Package : REDCOM 10 NEW ORLEAN
Scenario File : P:\COBRA\DONE\RDCOM10.CBR
Std Fctrs File : P:\COBRA\N950M.SFF

BASE POPULATION (After BRAC Action):

Officers	Enlisted	Students	Civilians
----- 7	----- 25	----- 0	----- 18

TOTAL PERSONNEL IMPACT REPORT (COBRA v5.08) - Page 1/3
 Data As Of 09:40 12/15/1994, Report Created 10:30 02/24/1995

Department : NAVY
 Option Package : REDCOM 10 NEW ORLEAN
 Scenario File : P:\COBRA\DONE\RDCOM10.CBR
 Std Fctrs File : P:\COBRA\N950M.SFF

	Rate	1996	1997	1998	1999	2000	2001	Total
CIVILIAN POSITIONS REALIGNING OUT		0	0	5	0	0	0	5
Early Retirement*	10.00%	0	0	1	0	0	0	1
Regular Retirement*	5.00%	0	0	0	0	0	0	0
Civilian Turnover*	15.00%	0	0	1	0	0	0	1
Civs Not Moving (RIFs)*+		0	0	0	0	0	0	0
Civilians Moving (the remainder)		0	0	3	0	0	0	3
Civilian Positions Available		0	0	2	0	0	0	2
CIVILIAN POSITIONS ELIMINATED		0	0	11	0	0	0	11
Early Retirement	10.00%	0	0	1	0	0	0	1
Regular Retirement	5.00%	0	0	1	0	0	0	1
Civilian Turnover	15.00%	0	0	2	0	0	0	2
Civs Not Moving (RIFs)*+		0	0	1	0	0	0	1
Priority Placement#	60.00%	0	0	6	0	0	0	6
Civilians Available to Move		0	0	0	0	0	0	0
Civilians Moving		0	0	0	0	0	0	0
Civilian RIFs (the remainder)		0	0	0	0	0	0	0
CIVILIAN POSITIONS REALIGNING IN		0	0	5	0	0	0	5
Civilians Moving		0	0	3	0	0	0	3
New Civilians Hired		0	0	2	0	0	0	2
Other Civilian Additions		0	0	0	0	0	0	0
TOTAL CIVILIAN EARLY RETIRMENTS		0	0	2	0	0	0	2
TOTAL CIVILIAN RIFs		0	0	1	0	0	0	1
TOTAL CIVILIAN PRIORITY PLACEMENTS#		0	0	6	0	0	0	6
TOTAL CIVILIAN NEW HIRES		0	0	2	0	0	0	2

* Early Retirements, Regular Retirements, Civilian Turnover, and Civilians Not Willing to Move are not applicable for moves under fifty miles.

+ The Percentage of Civilians Not Willing to Move (Voluntary RIFs) varies from base to base.

Not all Priority Placements involve a Permanent Change of Station. The rate of PPS placements involving a PCS is 50.00%

Department : NAVY
 Option Package : REDCOM 10 NEW ORLEAN
 Scenario File : P:\COBRA\DONE\REDCOM10.CBR
 Std Fctrs File : P:\COBRA\N950M.SFF

Base: REDCOM 10, LA	Rate	1996	1997	1998	1999	2000	2001	Total
CIVILIAN POSITIONS REALIGNING OUT		0	0	5	0	0	0	5
Early Retirement*	10.00%	0	0	1	0	0	0	1
Regular Retirement*	5.00%	0	0	0	0	0	0	0
Civilian Turnover*	15.00%	0	0	1	0	0	0	1
Civs Not Moving (RIFs)*	6.00%	0	0	0	0	0	0	0
Civilians Moving (the remainder)		0	0	3	0	0	0	3
Civilian Positions Available		0	0	2	0	0	0	2
CIVILIAN POSITIONS ELIMINATED		0	0	11	0	0	0	11
Early Retirement	10.00%	0	0	1	0	0	0	1
Regular Retirement	5.00%	0	0	1	0	0	0	1
Civilian Turnover	15.00%	0	0	2	0	0	0	2
Civs Not Moving (RIFs)*	6.00%	0	0	1	0	0	0	1
Priority Placement#	60.00%	0	0	6	0	0	0	6
Civilians Available to Move		0	0	0	0	0	0	0
Civilians Moving		0	0	0	0	0	0	0
Civilian RIFs (the remainder)		0	0	0	0	0	0	0
CIVILIAN POSITIONS REALIGNING IN		0	0	0	0	0	0	0
Civilians Moving		0	0	0	0	0	0	0
New Civilians Hired		0	0	0	0	0	0	0
Other Civilian Additions		0	0	0	0	0	0	0
TOTAL CIVILIAN EARLY RETIRMENTS		0	0	2	0	0	0	2
TOTAL CIVILIAN RIFS		0	0	1	0	0	0	1
TOTAL CIVILIAN PRIORITY PLACEMENTS#		0	0	6	0	0	0	6
TOTAL CIVILIAN NEW HIRES		0	0	0	0	0	0	0

* Early Retirements, Regular Retirements, Civilian Turnover, and Civilians Not Willing to Move are not applicable for moves under fifty miles.

Not all Priority Placements involve a Permanent Change of Station. The rate of PPS placements involving a PCS is 50.00%

Department : NAVY
 Option Package : REDCOM 10 NEW ORLEAN
 Scenario File : P:\COBRA\DONE\RDCOM10.CBR
 Std Fctrs File : P:\COBRA\N950M.SFF

Base: REDCOM 11, TX	Rate	1996	1997	1998	1999	2000	2001	Total
CIVILIAN POSITIONS REALIGNING OUT		0	0	0	0	0	0	0
Early Retirement*	10.00%	0	0	0	0	0	0	0
Regular Retirement*	5.00%	0	0	0	0	0	0	0
Civilian Turnover*	15.00%	0	0	0	0	0	0	0
Civs Not Moving (RIFs)*	6.00%	0	0	0	0	0	0	0
Civilians Moving (the remainder)		0	0	0	0	0	0	0
Civilian Positions Available		0	0	0	0	0	0	0
CIVILIAN POSITIONS ELIMINATED		0	0	0	0	0	0	0
Early Retirement	10.00%	0	0	0	0	0	0	0
Regular Retirement	5.00%	0	0	0	0	0	0	0
Civilian Turnover	15.00%	0	0	0	0	0	0	0
Civs Not Moving (RIFs)*	6.00%	0	0	0	0	0	0	0
Priority Placement#	60.00%	0	0	0	0	0	0	0
Civilians Available to Move		0	0	0	0	0	0	0
Civilians Moving		0	0	0	0	0	0	0
Civilian RIFs (the remainder)		0	0	0	0	0	0	0
CIVILIAN POSITIONS REALIGNING IN		0	0	5	0	0	0	5
Civilians Moving		0	0	3	0	0	0	3
New Civilians Hired		0	0	2	0	0	0	2
Other Civilian Additions		0	0	0	0	0	0	0
TOTAL CIVILIAN EARLY RETIRMENTS		0	0	0	0	0	0	0
TOTAL CIVILIAN RIFs		0	0	0	0	0	0	0
TOTAL CIVILIAN PRIORITY PLACEMENTS#		0	0	0	0	0	0	0
TOTAL CIVILIAN NEW HIRES		0	0	2	0	0	0	2

* Early Retirements, Regular Retirements, Civilian Turnover, and Civilians Not Willing to Move are not applicable for moves under fifty miles.

Not all Priority Placements involve a Permanent Change of Station. The rate of PPS placements involving a PCS is 50.00%

TOTAL APPROPRIATIONS DETAIL REPORT (COBRA v5.08) - Page 1/9
 Data As Of 09:40 12/15/1994, Report Created 10:30 02/24/1995

Department : NAVY
 Option Package : REDCOM 10 NEW ORLEAN
 Scenario File : P:\COBRA\DONE\RDCOM10.CBR
 Std Fctrs File : P:\COBRA\N950M.SFF

ONE-TIME COSTS -----(\$K)-----	1996 ----	1997 ----	1998 ----	1999 ----	2000 ----	2001 ----	Total -----
CONSTRUCTION							
MILCON	0	0	0	0	0	0	0
Fam Housing	0	0	0	0	0	0	0
Land Purch	0	0	0	0	0	0	0
O&M							
CIV SALARY							
Civ RIF	0	0	20	0	0	0	20
Civ Retire	0	0	9	0	0	0	9
CIV MOVING							
Per Diem	0	0	10	0	0	0	10
POV Miles	0	0	0	0	0	0	0
Home Purch	0	0	33	0	0	0	33
HHG	0	0	20	0	0	0	20
Misc	0	0	2	0	0	0	2
House Hunt	0	0	7	0	0	0	7
PPS	0	0	86	0	0	0	86
RITA	0	0	14	0	0	0	14
FREIGHT							
Packing	0	0	1	0	0	0	1
Freight	0	0	0	0	0	0	0
Vehicles	0	0	0	0	0	0	0
Driving	0	0	0	0	0	0	0
Unemployment	0	0	3	0	0	0	3
OTHER							
Program Plan	115	86	64	0	0	0	265
Shutdown	0	0	21	0	0	0	21
New Hire	0	0	0	0	0	0	0
1-Time Move	0	0	0	0	0	0	0
MIL PERSONNEL							
MIL MOVING							
Per Diem	0	0	0	0	0	0	0
POV Miles	0	0	0	0	0	0	0
HHG	0	0	7	0	0	0	7
Misc	0	0	1	0	0	0	1
OTHER							
Elim PCS	0	0	50	0	0	0	50
OTHER							
HAP / RSE	0	0	0	0	0	0	0
Environmental	0	0	0	0	0	0	0
Info Manage	0	0	0	0	0	0	0
1-Time Other	0	0	0	0	0	0	0
TOTAL ONE-TIME	115	86	351	0	0	0	552

TOTAL APPROPRIATIONS DETAIL REPORT (COBRA v5.08) - Page 2/9
 Data As Of 09:40 12/15/1994, Report Created 10:30 02/24/1995

Department : NAVY
 Option Package : REDCOM 10 NEW ORLEAN
 Scenario File : P:\COBRA\DONE\ROCOM10.CBR
 Std Fctrs File : P:\COBRA\N95OM.SFF

RECURRINGCOSTS ----(\$K)----	1996	1997	1998	1999	2000	2001	Total	Beyond
FAM HOUSE OPS	0	0	0	0	0	0	0	0
O&M								
RPMA	-0	-0	-0	-0	-0	-0	-0	-0
BOS	0	0	33	33	33	33	133	33
Unique Operat	0	0	0	0	0	0	0	0
Civ Salary	0	0	0	0	0	0	0	0
CHAMPUS	0	0	0	0	0	0	0	0
Caretaker	0	0	0	0	0	0	0	0
MIL PERSONNEL								
Off Salary	0	0	0	0	0	0	0	0
Enl Salary	0	0	0	0	0	0	0	0
House Allow	0	0	17	17	17	17	68	17
OTHER								
Mission	0	0	0	0	0	0	0	0
Misc Recur	0	0	0	0	0	0	0	0
Unique Other	0	0	0	0	0	0	0	0
TOTAL RECUR	-0	-0	50	50	50	50	201	50
TOTAL COST	115	86	401	50	50	50	752	50
ONE-TIME SAVES ----(\$K)----	1996	1997	1998	1999	2000	2001	Total	
CONSTRUCTION								
MILCON	0	0	0	0	0	0	0	
Fam Housing	0	0	0	0	0	0	0	
O&M								
1-Time Move	0	0	0	0	0	0	0	
MIL PERSONNEL								
Mil Moving	0	0	2	0	0	0	2	
OTHER								
Land Sales	0	0	0	0	0	0	0	
Environmental	0	0	0	0	0	0	0	
1-Time Other	0	0	0	0	0	0	0	
TOTAL ONE-TIME	0	0	2	0	0	0	2	
RECURRINGSAVES ----(\$K)----	1996	1997	1998	1999	2000	2001	Total	Beyond
FAM HOUSE OPS	0	0	0	0	0	0	0	0
O&M								
RPMA	0	0	0	0	0	0	0	0
BOS	0	0	222	364	364	364	1,314	364
Unique Operat	0	0	0	0	0	0	0	0
Civ Salary	0	0	279	559	559	559	1,957	559
CHAMPUS	0	0	0	0	0	0	0	0
MIL PERSONNEL								
Off Salary	0	0	230	461	461	461	1,612	461
Enl Salary	0	0	265	531	531	531	1,858	531
House Allow	0	0	5	5	5	5	21	5
OTHER								
Procurement	0	0	0	0	0	0	0	0
Mission	0	0	0	0	0	0	0	0
Misc Recur	0	0	0	0	0	0	0	0
Unique Other	0	0	0	0	0	0	0	0
TOTAL RECUR	0	0	1,002	1,920	1,920	1,920	6,762	1,920
TOTAL SAVINGS	0	0	1,004	1,920	1,920	1,920	6,764	1,920

TOTAL APPROPRIATIONS DETAIL REPORT (COBRA v5.08) - Page 3/9
 Data As Of 09:40 12/15/1994, Report Created 10:30 02/24/1995

Department : NAVY
 Option Package : REDCOM 10 NEW ORLEAN
 Scenario File : P:\COBRA\DONE\RDCOM10.CBR
 Std Fctrs File : P:\COBRA\N950M.SFF

ONE-TIME NET -----(\$K)-----	1996	1997	1998	1999	2000	2001	Total	
CONSTRUCTION								
MILCON	0	0	0	0	0	0	0	
Fam Housing	0	0	0	0	0	0	0	
O&M								
Civ Retir/RIF	0	0	29	0	0	0	29	
Civ Moving	0	0	174	0	0	0	174	
Other	115	86	89	0	0	0	290	
MIL PERSONNEL								
Mil Moving	0	0	57	0	0	0	57	
OTHER								
HAP / RSE	0	0	0	0	0	0	0	
Environmental	0	0	0	0	0	0	0	
Info Manage	0	0	0	0	0	0	0	
1-Time Other	0	0	0	0	0	0	0	
Land	0	0	0	0	0	0	0	
TOTAL ONE-TIME	115	86	349	0	0	0	550	
RECURRING NET -----(\$K)-----	1996	1997	1998	1999	2000	2001	Total	Beyond
FAM HOUSE OPS	0	0	0	0	0	0	0	0
O&M								
RPMA	-0	-0	-0	-0	-0	-0	-0	-0
BOS	0	0	-189	-331	-331	-331	-1,181	-331
Unique Operat	0	0	0	0	0	0	0	0
Caretaker	0	0	0	0	0	0	0	0
Civ Salary	0	0	-279	-559	-559	-559	-1,957	-559
CHAMPUS	0	0	0	0	0	0	0	0
MIL PERSONNEL								
Mil Salary	0	0	-496	-991	-991	-991	-3,470	-991
House Allow	0	0	12	12	12	12	47	12
OTHER								
Procurement	0	0	0	0	0	0	0	0
Mission	0	0	0	0	0	0	0	0
Misc Recur	0	0	0	0	0	0	0	0
Unique Other	0	0	0	0	0	0	0	0
TOTAL RECUR	-0	-0	-952	-1,870	-1,870	-1,870	-6,561	-1,870
TOTAL NET COST	115	86	-603	-1,870	-1,870	-1,870	-6,011	-1,870

APPROPRIATIONS DETAIL REPORT (COBRA v5.08) - Page 4/9
 Data As Of 09:40 12/15/1994, Report Created 10:30 02/24/1995

Department : NAVY
 Option Package : REDCOM 10 NEW ORLEAN
 Scenario File : P:\COBRA\DONE\REDCOM10.CBR
 Std Fctrs File : P:\COBRA\N950M.SFF

Base: REDCOM 10, LA

ONE-TIME COSTS -----(\$K)-----	1996	1997	1998	1999	2000	2001	Total
CONSTRUCTION							
MILCON	0	0	0	0	0	0	0
Fam Housing	0	0	0	0	0	0	0
Land Purch	0	0	0	0	0	0	0
O&M							
CIV SALARY							
Civ RIFs	0	0	20	0	0	0	20
Civ Retire	0	0	9	0	0	0	9
CIV MOVING							
Per Diem	0	0	10	0	0	0	10
POV Miles	0	0	0	0	0	0	0
Home Purch	0	0	33	0	0	0	33
HHG	0	0	20	0	0	0	20
Misc	0	0	2	0	0	0	2
House Hunt	0	0	7	0	0	0	7
PPS	0	0	86	0	0	0	86
RITA	0	0	14	0	0	0	14
FREIGHT							
Packing	0	0	1	0	0	0	1
Freight	0	0	0	0	0	0	0
Vehicles	0	0	0	0	0	0	0
Driving	0	0	0	0	0	0	0
Unemployment	0	0	3	0	0	0	3
OTHER							
Program Plan	115	86	64	0	0	0	265
Shutdown	0	0	21	0	0	0	21
New Hires	0	0	0	0	0	0	0
1-Time Move	0	0	0	0	0	0	0
MIL PERSONNEL							
MIL MOVING							
Per Diem	0	0	0	0	0	0	0
POV Miles	0	0	0	0	0	0	0
HHG	0	0	7	0	0	0	7
Misc	0	0	1	0	0	0	1
OTHER							
Elim PCS	0	0	50	0	0	0	50
OTHER							
HAP / RSE	0	0	0	0	0	0	0
Environmental	0	0	0	0	0	0	0
Info Manage	0	0	0	0	0	0	0
1-Time Other	0	0	0	0	0	0	0
TOTAL ONE-TIME	115	86	351	0	0	0	552

APPROPRIATIONS DETAIL REPORT (COBRA v5.08) - Page 5/9
 Data As Of 09:40 12/15/1994, Report Created 10:30 02/24/1995

Department : NAVY
 Option Package : REDCOM 10 NEW ORLEAN
 Scenario File : P:\COBRA\DONE\RDCOM10.CBR
 Std Fctrs File : P:\COBRA\N950M.SFF

Base: REDCOM 10, LA

RECURRINGCOSTS	1996	1997	1998	1999	2000	2001	Total	Beyond
-----(\$K)-----	----	----	----	----	----	----	-----	-----
FAM HOUSE OPS	0	0	0	0	0	0	0	0
O&M								
RPMA	0	0	0	0	0	0	0	0
BOS	0	0	0	0	0	0	0	0
Unique Operat	0	0	0	0	0	0	0	0
Civ Salary	0	0	0	0	0	0	0	0
CHAMPUS	0	0	0	0	0	0	0	0
Caretaker	0	0	0	0	0	0	0	0
MIL PERSONNEL								
Off Salary	0	0	0	0	0	0	0	0
Enl Salary	0	0	0	0	0	0	0	0
House Allow	0	0	0	0	0	0	0	0
OTHER								
Mission	0	0	0	0	0	0	0	0
Misc Recur	0	0	0	0	0	0	0	0
Unique Other	0	0	0	0	0	0	0	0
TOTAL RECUR	0	0	0	0	0	0	0	0
TOTAL COSTS	115	86	351	0	0	0	552	0
ONE-TIME SAVES	1996	1997	1998	1999	2000	2001	Total	
-----(\$K)-----	----	----	----	----	----	----	-----	
CONSTRUCTION								
MILCON	0	0	0	0	0	0	0	
Fam Housing	0	0	0	0	0	0	0	
O&M								
1-Time Move	0	0	0	0	0	0	0	
MIL PERSONNEL								
Mil Moving	0	0	2	0	0	0	2	
OTHER								
Land Sales	0	0	0	0	0	0	0	
Environmental	0	0	0	0	0	0	0	
1-Time Other	0	0	0	0	0	0	0	
TOTAL ONE-TIME	0	0	2	0	0	0	2	
RECURRINGSAVES	1996	1997	1998	1999	2000	2001	Total	Beyond
-----(\$K)-----	----	----	----	----	----	----	-----	-----
FAM HOUSE OPS	0	0	0	0	0	0	0	0
O&M								
RPMA	0	0	0	0	0	0	0	0
BOS	0	0	222	364	364	364	1,314	364
Unique Operat	0	0	0	0	0	0	0	0
Civ Salary	0	0	279	559	559	559	1,957	559
CHAMPUS	0	0	0	0	0	0	0	0
MIL PERSONNEL								
Off Salary	0	0	230	461	461	461	1,612	461
Enl Salary	0	0	265	531	531	531	1,858	531
House Allow	0	0	5	5	5	5	21	5
OTHER								
Procurement	0	0	0	0	0	0	0	0
Mission	0	0	0	0	0	0	0	0
Misc Recur	0	0	0	0	0	0	0	0
Unique Other	0	0	0	0	0	0	0	0
TOTAL RECUR	0	0	1,002	1,920	1,920	1,920	6,762	1,920
TOTAL SAVINGS	0	0	1,004	1,920	1,920	1,920	6,764	1,920

APPROPRIATIONS DETAIL REPORT (COBRA v5.08) - Page 6/9
 Data As Of 09:40 12/15/1994, Report Created 10:30 02/24/1995

Department : NAVY
 Option Package : REDCOM 10 NEW ORLEAN
 Scenario File : P:\COBRA\DONE\RDCOM10.CBR
 Std Fctrs File : P:\COBRA\N950M.SFF

Base: REDCOM 10, LA

ONE-TIME NET -----(\$K)-----	1996	1997	1998	1999	2000	2001	Total	
CONSTRUCTION								
MILCON	0	0	0	0	0	0	0	
Fam Housing	0	0	0	0	0	0	0	
O&M								
Civ Retir/RIF	0	0	29	0	0	0	29	
Civ Moving	0	0	174	0	0	0	174	
Other	115	86	89	0	0	0	290	
MIL PERSONNEL								
Mil Moving	0	0	57	0	0	0	57	
OTHER								
HAP / RSE	0	0	0	0	0	0	0	
Environmental	0	0	0	0	0	0	0	
Info Manage	0	0	0	0	0	0	0	
1-Time Other	0	0	0	0	0	0	0	
Land	0	0	0	0	0	0	0	
TOTAL ONE-TIME	115	86	349	0	0	0	550	
RECURRING NET -----(\$K)-----	1996	1997	1998	1999	2000	2001	Total	Beyond
FAM HOUSE OPS	0	0	0	0	0	0	0	0
O&M								
RPMA	0	0	0	0	0	0	0	0
BOS	0	0	-222	-364	-364	-364	-1,314	-364
Unique Operat	0	0	0	0	0	0	0	0
Caretaker	0	0	0	0	0	0	0	0
Civ Salary	0	0	-279	-559	-559	-559	-1,957	-559
CHAMPUS	0	0	0	0	0	0	0	0
MIL PERSONNEL								
Mil Salary	0	0	-496	-991	-991	-991	-3,470	-991
House Allow	0	0	-5	-5	-5	-5	-21	-5
OTHER								
Procurement	0	0	0	0	0	0	0	0
Mission	0	0	0	0	0	0	0	0
Misc Recur	0	0	0	0	0	0	0	0
Unique Other	0	0	0	0	0	0	0	0
TOTAL RECUR	0	0	-1,002	-1,920	-1,920	-1,920	-6,762	-1,920
TOTAL NET COST	115	86	-653	-1,920	-1,920	-1,920	-6,212	-1,920

APPROPRIATIONS DETAIL REPORT (COBRA v5.08) - Page 7/9
 Data As Of 09:40 12/15/1994, Report Created 10:30 02/24/1995

Department : NAVY
 Option Package : REDCOM 10 NEW ORLEAN
 Scenario File : P:\COBRA\DONE\ROCOM10.CBR
 Std Fctrs File : P:\COBRA\N950M.SFF

Base: REDCOM 11, TX

ONE-TIME COSTS -----(\$K)-----	1996	1997	1998	1999	2000	2001	Total
CONSTRUCTION							
MILCON	0	0	0	0	0	0	0
Fam Housing	0	0	0	0	0	0	0
Land Purch	0	0	0	0	0	0	0
O&M							
CIV SALARY							
Civ RIFs	0	0	0	0	0	0	0
Civ Retire	0	0	0	0	0	0	0
CIV MOVING							
Per Diem	0	0	0	0	0	0	0
POV Miles	0	0	0	0	0	0	0
Home Purch	0	0	0	0	0	0	0
HHG	0	0	0	0	0	0	0
Misc	0	0	0	0	0	0	0
House Hunt	0	0	0	0	0	0	0
PPS	0	0	0	0	0	0	0
RITA	0	0	0	0	0	0	0
FREIGHT							
Packing	0	0	0	0	0	0	0
Freight	0	0	0	0	0	0	0
Vehicles	0	0	0	0	0	0	0
Driving	0	0	0	0	0	0	0
Unemployment	0	0	0	0	0	0	0
OTHER							
Program Plan	0	0	0	0	0	0	0
Shutdown	0	0	0	0	0	0	0
New Hires	0	0	0	0	0	0	0
1-Time Move	0	0	0	0	0	0	0
MIL PERSONNEL							
MIL MOVING							
Per Diem	0	0	0	0	0	0	0
POV Miles	0	0	0	0	0	0	0
HHG	0	0	0	0	0	0	0
Misc	0	0	0	0	0	0	0
OTHER							
Elim PCS	0	0	0	0	0	0	0
OTHER							
HAP / RSE	0	0	0	0	0	0	0
Environmental	0	0	0	0	0	0	0
Info Manage	0	0	0	0	0	0	0
1-Time Other	0	0	0	0	0	0	0
TOTAL ONE-TIME	0	0	0	0	0	0	0

APPROPRIATIONS DETAIL REPORT (COBRA v5.08) - Page 9/9
 Data As Of 09:40 12/15/1994, Report Created 10:30 02/24/1995

Department : NAVY
 Option Package : REDCOM 10 NEW ORLEAN
 Scenario File : P:\COBRA\DONE\RDCOM10.CBR
 Std Fctrs File : P:\COBRA\N950M.SFF

Base: REDCOM 11, TX

ONE-TIME NET -----(\$K)-----	1996	1997	1998	1999	2000	2001	Total	
CONSTRUCTION								
MILCON	0	0	0	0	0	0	0	
Fam Housing	0	0	0	0	0	0	0	
O&M								
Civ Retir/RIF	0	0	0	0	0	0	0	
Civ Moving	0	0	0	0	0	0	0	
Other	0	0	0	0	0	0	0	
MIL PERSONNEL								
Mil Moving	0	0	0	0	0	0	0	
OTHER								
HAP / RSE	0	0	0	0	0	0	0	
Environmental	0	0	0	0	0	0	0	
Info Manage	0	0	0	0	0	0	0	
1-Time Other	0	0	0	0	0	0	0	
Land	0	0	0	0	0	0	0	
TOTAL ONE-TIME	0	0	0	0	0	0	0	
RECURRING NET -----(\$K)-----	1996	1997	1998	1999	2000	2001	Total	Beyond
FAM HOUSE OPS	0	0	0	0	0	0	0	0
O&M								
RPMA	-0	-0	-0	-0	-0	-0	-0	-0
BOS	0	0	33	33	33	33	133	33
Unique Operat	0	0	0	0	0	0	0	0
Caretaker	0	0	0	0	0	0	0	0
Civ Salary	0	0	0	0	0	0	0	0
CHAMPUS	0	0	0	0	0	0	0	0
MIL PERSONNEL								
Mil Salary	0	0	0	0	0	0	0	0
House Allow	0	0	17	17	17	17	68	17
OTHER								
Procurement	0	0	0	0	0	0	0	0
Mission	0	0	0	0	0	0	0	0
Misc Recur	0	0	0	0	0	0	0	0
Unique Other	0	0	0	0	0	0	0	0
TOTAL RECUR	-0	-0	50	50	50	50	201	50
TOTAL NET COST	-0	-0	50	50	50	50	201	50

INPUT DATA REPORT (COBRA v5.08)
 Data As Of 09:40 12/15/1994, Report Created 10:30 02/24/1995

Department : NAVY
 Option Package : REDCOM 10 NEW ORLEAN
 Scenario File : P:\COBRA\DONE\RDCOM10.CBR
 Std Fctrs File : P:\COBRA\N950M.SFF

INPUT SCREEN ONE - GENERAL SCENARIO INFORMATION

Model Year One : FY 1996

Model does Time-Phasing of Construction/Shutdown: Yes

Base Name	Strategy:
-----	-----
REDCOM 10, LA	Realignment
REDCOM 11, TX	Realignment

Summary:

SCENARIO 120 TO JRB FORT WORTH

INPUT SCREEN TWO - DISTANCE TABLE

From Base:	To Base:	Distance:
-----	-----	-----
REDCOM 10, LA	REDCOM 11, TX	544 mi

INPUT SCREEN THREE - MOVEMENT TABLE

Transfers from REDCOM 10, LA to REDCOM 11, TX

	1996	1997	1998	1999	2000	2001
	----	----	----	----	----	----
Officer Positions:	0	0	1	0	0	0
Enlisted Positions:	0	0	1	0	0	0
Civilian Positions:	0	0	5	0	0	0
Student Positions:	0	0	0	0	0	0
Missn Eqpt (tons):	0	0	0	0	0	0
Suppt Eqpt (tons):	0	0	0	0	0	0
Military Light Vehicles:	0	0	0	0	0	0
Heavy/Special Vehicles:	0	0	0	0	0	0

INPUT SCREEN FOUR - STATIC BASE INFORMATION

Name: REDCOM 10, LA

Total Officer Employees:	7	RPMA Non-Payroll (\$K/Year):	0
Total Enlisted Employees:	17	Communications (\$K/Year):	0
Total Student Employees:	0	BOS Non-Payroll (\$K/Year):	364
Total Civilian Employees:	16	BOS Payroll (\$K/Year):	784
Mil Families Living On Base:	23.0%	Family Housing (\$K/Year):	0
Civilians Not Willing To Move:	6.0%	Area Cost Factor:	1.02
Officer Housing Units Avail:	0	CHAMPUS In-Pat (\$/Visit):	0
Enlisted Housing Units Avail:	0	CHAMPUS Out-Pat (\$/Visit):	0
Total Base Facilities(KSF):	17	CHAMPUS Shift to Medicare:	0.0%
Officer VHA (\$/Month):	30	Activity Code:	68307
Enlisted VHA (\$/Month):	40		
Per Diem Rate (\$/Day):	100	Homeowner Assistance Program:	No
Freight Cost (\$/Ton/Mile):	0.07	Unique Activity Information:	No

Department : NAVY
 Option Package : REDCOM 10 NEW ORLEAN
 Scenario File : P:\COBRA\DONE\RDCOM10.CBR
 Std Fctrs File : P:\COBRA\N950M.SFF

INPUT SCREEN FOUR - STATIC BASE INFORMATION

Name: REDCOM 11, TX

Total Officer Employees:	6	RPMA Non-Payroll (\$K/Year):	1
Total Enlisted Employees:	24	Communications (\$K/Year):	0
Total Student Employees:	0	BOS Non-Payroll (\$K/Year):	391
Total Civilian Employees:	13	BOS Payroll (\$K/Year):	436
Mil Families Living On Base:	0.0%	Family Housing (\$K/Year):	0
Civilians Not Willing To Move:	6.0%	Area Cost Factor:	0.93
Officer Housing Units Avail:	0	CHAMPUS In-Pat (\$/Visit):	0
Enlisted Housing Units Avail:	0	CHAMPUS Out-Pat (\$/Visit):	0
Total Base Facilities(KSF):	17	CHAMPUS Shift to Medicare:	0.0%
Officer VHA (\$/Month):	196	Activity Code:	00215
Enlisted VHA (\$/Month):	124		
Per Diem Rate (\$/Day):	105	Homeowner Assistance Program:	No
Freight Cost (\$/Ton/Mile):	0.07	Unique Activity Information:	No

INPUT SCREEN FIVE - DYNAMIC BASE INFORMATION

Name: REDCOM 10, LA

	1996	1997	1998	1999	2000	2001
1-Time Unique Cost (\$K):	0	0	0	0	0	0
1-Time Unique Save (\$K):	0	0	0	0	0	0
1-Time Moving Cost (\$K):	0	0	0	0	0	0
1-Time Moving Save (\$K):	0	0	0	0	0	0
Env Non-MilCon Reqd(\$K):	0	0	0	0	0	0
Activ Mission Cost (\$K):	0	0	0	0	0	0
Activ Mission Save (\$K):	0	0	0	0	0	0
Misc Recurring Cost(\$K):	0	0	0	0	0	0
Misc Recurring Save(\$K):	0	0	0	0	0	0
Land (+Buy/-Sales) (\$K):	0	0	0	0	0	0
Construction Schedule(%):	0%	0%	0%	0%	0%	0%
Shutdown Schedule (%):	0%	0%	0%	0%	0%	0%
MilCon Cost Avoidnc(\$K):	0	0	0	0	0	0
Fam Housing Avoidnc(\$K):	0	0	0	0	0	0
Procurement Avoidnc(\$K):	0	0	0	0	0	0
CHAMPUS In-Patients/Yr:	0	0	0	0	0	0
CHAMPUS Out-Patients/Yr:	0	0	0	0	0	0
Facil ShutDown(KSF):	17					0.0%
						Perc Family Housing ShutDown:

Name: REDCOM 11, TX

	1996	1997	1998	1999	2000	2001
1-Time Unique Cost (\$K):	0	0	0	0	0	0
1-Time Unique Save (\$K):	0	0	0	0	0	0
1-Time Moving Cost (\$K):	0	0	0	0	0	0
1-Time Moving Save (\$K):	0	0	0	0	0	0
Env Non-MilCon Reqd(\$K):	0	0	0	0	0	0
Activ Mission Cost (\$K):	0	0	0	0	0	0
Activ Mission Save (\$K):	0	0	0	0	0	0
Misc Recurring Cost(\$K):	0	0	0	0	0	0
Misc Recurring Save(\$K):	0	0	0	0	0	0
Land (+Buy/-Sales) (\$K):	0	0	0	0	0	0
Construction Schedule(%):	0%	0%	0%	0%	0%	0%
Shutdown Schedule (%):	0%	0%	0%	0%	0%	0%
MilCon Cost Avoidnc(\$K):	0	0	0	0	0	0
Fam Housing Avoidnc(\$K):	0	0	0	0	0	0
Procurement Avoidnc(\$K):	0	0	0	0	0	0
CHAMPUS In-Patients/Yr:	0	0	0	0	0	0
CHAMPUS Out-Patients/Yr:	0	0	0	0	0	0
Facil ShutDown(KSF):	0					0.0%
						Perc Family Housing ShutDown:

Department : NAVY
 Option Package : REDCOM 10 NEW ORLEAN
 Scenario File : P:\COBRA\DONE\REDCOM10.CBR
 Std Fctrs File : P:\COBRA\N950M.SFF

INPUT SCREEN SIX - BASE PERSONNEL INFORMATION

Name: REDCOM 10, LA	1996	1997	1998	1999	2000	2001
Off Force Struc Change:	0	0	0	0	0	0
Enl Force Struc Change:	0	0	0	0	0	0
Civ Force Struc Change:	0	0	0	0	0	0
Stu Force Struc Change:	0	0	0	0	0	0
Off Scenario Change:	0	0	-6	0	0	0
Enl Scenario Change:	0	0	-16	0	0	0
Civ Scenario Change:	0	0	-11	0	0	0
Off Change(No Sal Save):	0	0	0	0	0	0
Enl Change(No Sal Save):	0	0	0	0	0	0
Civ Change(No Sal Save):	0	0	0	0	0	0
Caretakers - Military:	0	0	0	0	0	0
Caretakers - Civilian:	0	0	0	0	0	0

STANDARD FACTORS SCREEN ONE - PERSONNEL

Percent Officers Married:	71.70%	Civ Early Retire Pay Factor:	9.00%
Percent Enlisted Married:	60.10%	Priority Placement Service:	60.00%
Enlisted Housing MilCon:	98.00%	PPS Actions Involving PCS:	50.00%
Officer Salary(\$/Year):	76,781.00	Civilian PCS Costs (\$):	28,800.00
Off BAQ with Dependents(\$):	7,925.00	Civilian New Hire Cost(\$):	0.00
Enlisted Salary(\$/Year):	33,178.00	Nat Median Home Price(\$):	114,600.00
Enl BAQ with Dependents(\$):	5,251.00	Home Sale Reimburse Rate:	10.00%
Avg Unemploy Cost(\$/Week):	174.00	Max Home Sale Reimburs(\$):	22,385.00
Unemployment Eligibility(Weeks):	18	Home Purch Reimburse Rate:	5.00%
Civilian Salary(\$/Year):	50,827.00	Max Home Purch Reimburs(\$):	11,191.00
Civilian Turnover Rate:	15.00%	Civilian Homeowning Rate:	64.00%
Civilian Early Retire Rate:	10.00%	HAP Home Value Reimburse Rate:	22.90%
Civilian Regular Retire Rate:	5.00%	HAP Homeowner Receiving Rate:	5.00%
Civilian RIF Pay Factor:	39.00%	RSE Home Value Reimburse Rate:	0.00%
SF File Desc:	NAVY O&M,N BRAC95	RSE Homeowner Receiving Rate:	0.00%

STANDARD FACTORS SCREEN TWO - FACILITIES

RPMA Building SF Cost Index:	0.93	Rehab vs. New MilCon Cost:	75.00%
BOS Index (RPMA vs population):	0.54	Info Management Account:	0.00%
(Indices are used as exponents)		MilCon Design Rate:	9.00%
Program Management Factor:	10.00%	MilCon SIOH Rate:	6.00%
Caretaker Admin(SF/Care):	162.00	MilCon Contingency Plan Rate:	5.00%
Mothball Cost (\$/SF):	1.25	MilCon Site Preparation Rate:	39.00%
Avg Bachelor Quarters(SF):	294.00	Discount Rate for NPV.RPT/ROI:	2.75%
Avg Family Quarters(SF):	1.00	Inflation Rate for NPV.RPT/ROI:	0.00%
APPDET.RPT Inflation Rates:			
1996: 0.00%	1997: 2.90%	1998: 3.00%	1999: 3.00%
			2000: 3.00%
			2001: 3.00%

STANDARD FACTORS SCREEN THREE - TRANSPORTATION

Material/Assigned Person(Lb):	710	Equip Pack & Crate(\$/Ton):	284.00
HHG Per Off Family (Lb):	14,500.00	Mil Light Vehicle(\$/Mile):	0.31
HHG Per Enl Family (Lb):	9,000.00	Heavy/Spec Vehicle(\$/Mile):	3.38
HHG Per Mil Single (Lb):	6,400.00	POV Reimbursement(\$/Mile):	0.18
HHG Per Civilian (Lb):	18,000.00	Avg Mil Tour Length (Years):	4.17
Total HHG Cost (\$/100Lb):	35.00	Routine PCS(\$/Pers/Tour):	3,763.00
Air Transport (\$/Pass Mile):	0.20	One-Time Off PCS Cost(\$):	4,527.00
Misc Exp (\$/Direct Employ):	700.00	One-Time Enl PCS Cost(\$):	1,403.00

Department : NAVY
 Option Package : REDCOM 10 NEW ORLEAN
 Scenario File : P:\COBRA\DONE\RDCOM10.CBR
 Std Fctrs File : P:\COBRA\N950M.SFF

STANDARD FACTORS SCREEN FOUR - MILITARY CONSTRUCTION

Category	UM	\$/UM	Category	UM	\$/UM
-----	--	----	-----	--	----
Horizontal	(SY)	61	Optional Category A	()	0
Waterfront	(LF)	10,350	Optional Category B	()	0
Air Operations	(SF)	122	Optional Category C	()	0
Operational	(SF)	111	Optional Category D	()	0
Administrative	(SF)	123	Optional Category E	()	0
School Buildings	(SF)	108	Optional Category F	()	0
Maintenance Shops	(SF)	102	Optional Category G	()	0
Bachelor Quarters	(SF)	96	Optional Category H	()	0
Family Quarters	(EA)	78,750	Optional Category I	()	0
Covered Storage	(SF)	94	Optional Category J	()	0
Dining Facilities	(SF)	165	Optional Category K	()	0
Recreation Facilities	(SF)	120	Optional Category L	()	0
Communications Facil	(SF)	165	Optional Category M	()	0
Shipyards Maintenance	(SF)	129	Optional Category N	()	0
RDT & E Facilities	(SF)	160	Optional Category O	()	0
POL Storage	(BL)	12	Optional Category P	()	0
Ammunition Storage	(SF)	160	Optional Category Q	()	0
Medical Facilities	(SF)	168	Optional Category R	()	0
Environmental	()	0			

Document Separator

COBRA REALIGNMENT SUMMARY (COBRA v5.08)
 Data As Of 09:40 12/15/1994, Report Created 12:39 02/09/1995

Department : NAVY
 Option Package : REDCOM 10 NEW ORLEAN
 Scenario File : P:\COBRA\PRELIM\PRELIM5R\RDCOM10A.CBR
 Std Fctrs File : P:\COBRA\N95OM.SFF

Starting Year : 1996
 Final Year : 1998
 ROI Year : 2013 (15 Years)

NPV in 2015(\$K) : -314
 1-Time Cost(\$K) : 2,465

Net Costs (\$K)	Constant Dollars						Total	Beyond
	1996	1997	1998	1999	2000	2001		
MilCon	147	1,637	0	0	0	0	1,784	0
Person	0	0	55	22	22	22	122	22
Overhd	115	86	205	-244	-244	-244	-327	-244
Moving	0	0	340	0	0	0	340	0
Missio	0	0	0	0	0	0	0	0
Other	0	0	0	0	0	0	0	0
TOTAL	262	1,723	600	-222	-222	-222	1,919	-222

	1996	1997	1998	1999	2000	2001	Total
POSITIONS ELIMINATED							
Off	0	0	0	0	0	0	0
Enl	0	0	0	0	0	0	0
Civ	0	0	0	0	0	0	0
TOT	0	0	0	0	0	0	0

	1996	1997	1998	1999	2000	2001	Total
POSITIONS REALIGNED							
Off	0	0	7	0	0	0	7
Enl	0	0	17	0	0	0	17
Stu	0	0	0	0	0	0	0
Civ	0	0	16	0	0	0	16
TOT	0	0	40	0	0	0	40

Summary:

 120 A

To Memphis + JRB

Department : NAVY
 Option Package : REDCOM 10 NEW ORLEAN
 Scenario File : P:\COBRA\PRELIM\PRELIM5R\RDCOM10A.CBR
 Std Fctrs File : P:\COBRA\N950M.SFF

(All values in Dollars)

Category	Cost	Sub-Total
-----	----	-----
Construction		
Military Construction	1,784,304	
Family Housing Construction	0	
Information Management Account	0	
Land Purchases	0	
Total - Construction		1,784,304
Personnel		
Civilian RIF	19,822	
Civilian Early Retirement	9,149	
Civilian New Hires	0	
Eliminated Military PCS	0	
Unemployment	3,132	
Total - Personnel		32,103
Overhead		
Program Planning Support	265,475	
Mothball / Shutdown	21,250	
Total - Overhead		286,725
Moving		
Civilian Moving	249,549	
Civilian PPS	0	
Military Moving	101,573	
Freight	10,622	
One-Time Moving Costs	0	
Total - Moving		361,745
Other		
HAP / RSE	0	
Environmental Mitigation Costs	0	
One-Time Unique Costs	0	
Total - Other		0

Total One-Time Costs		2,464,878

One-Time Savings		
Military Construction Cost Avoidances	0	
Family Housing Cost Avoidances	0	
Military Moving	21,657	
Land Sales	0	
One-Time Moving Savings	0	
Environmental Mitigation Savings	0	
One-Time Unique Savings	0	

Total One-Time Savings		21,657

Total Net One-Time Costs		2,443,220

Department : NAVY
 Option Package : REDCOM 10 NEW ORLEAN
 Scenario File : P:\COBRA\PRELIM\PRELIM5R\RDCOM10A.CBR
 Std Fctrs File : P:\COBRA\N95OM.SFF

Base: REDCOM 10 NEW ORLEAN, LA
 (All values in Dollars)

Category	Cost	Sub-Total
-----	----	-----
Construction		
Military Construction	0	
Family Housing Construction	0	
Information Management Account	0	
Land Purchases	0	
Total - Construction		0
Personnel		
Civilian RIF	19,822	
Civilian Early Retirement	9,149	
Civilian New Hires	0	
Eliminated Military PCS	0	
Unemployment	3,132	
Total - Personnel		32,103
Overhead		
Program Planning Support	265,475	
Mothball / Shutdown	21,250	
Total - Overhead		286,725
Moving		
Civilian Moving	249,549	
Civilian PPS	0	
Military Moving	101,573	
Freight	10,622	
One-Time Moving Costs	0	
Total - Moving		361,745
Other		
HAP / RSE	0	
Environmental Mitigation Costs	0	
One-Time Unique Costs	0	
Total - Other		0

Total One-Time Costs		680,574

One-Time Savings		
Military Construction Cost Avoidances	0	
Family Housing Cost Avoidances	0	
Military Moving	21,657	
Land Sales	0	
One-Time Moving Savings	0	
Environmental Mitigation Savings	0	
One-Time Unique Savings	0	

Total One-Time Savings		21,657

Total Net One-Time Costs		658,916

Department : NAVY
 Option Package : REDCOM 10 NEW ORLEAN
 Scenario File : P:\COBRA\PRELIM\PRELIM5R\RDCOM10A.CBR
 Std Fctrs File : P:\COBRA\N95OM.SFF

Base: REDCOM 14 MILLINGTON, TN
 (All values in Dollars)

Category	Cost	Sub-Total
-----	----	-----
Construction		
Military Construction	1,784,304	
Family Housing Construction	0	
Information Management Account	0	
Land Purchases	0	
Total - Construction		1,784,304
Personnel		
Civilian RIF	0	
Civilian Early Retirement	0	
Civilian New Hires	0	
Eliminated Military PCS	0	
Unemployment	0	
Total - Personnel		0
Overhead		
Program Planning Support	0	
Mothball / Shutdown	0	
Total - Overhead		0
Moving		
Civilian Moving	0	
Civilian PPS	0	
Military Moving	0	
Freight	0	
One-Time Moving Costs	0	
Total - Moving		0
Other		
HAP / RSE	0	
Environmental Mitigation Costs	0	
One-Time Unique Costs	0	
Total - Other		0

Total One-Time Costs		1,784,304

One-Time Savings		
Military Construction Cost Avoidances	0	
Family Housing Cost Avoidances	0	
Military Moving	0	
Land Sales	0	
One-Time Moving Savings	0	
Environmental Mitigation Savings	0	
One-Time Unique Savings	0	

Total One-Time Savings		0

Total Net One-Time Costs		1,784,304

Department : NAVY
 Option Package : REDCOM 10 NEW ORLEAN
 Scenario File : P:\COBRA\PRELIM\PRELIM5R\RD.COM10A.CBR
 Std Fctrs File : P:\COBRA\N95OM.SFF

Base: REDCOM 11 FT WORTH, TX
 (All values in Dollars)

Category	Cost	Sub-Total
-----	----	-----
Construction		
Military Construction	0	
Family Housing Construction	0	
Information Management Account	0	
Land Purchases	0	
Total - Construction		0
Personnel		
Civilian RIF	0	
Civilian Early Retirement	0	
Civilian New Hires	0	
Eliminated Military PCS	0	
Unemployment	0	
Total - Personnel		0
Overhead		
Program Planning Support	0	
Mothball / Shutdown	0	
Total - Overhead		0
Moving		
Civilian Moving	0	
Civilian PPS	0	
Military Moving	0	
Freight	0	
One-Time Moving Costs	0	
Total - Moving		0
Other		
HAP / RSE	0	
Environmental Mitigation Costs	0	
One-Time Unique Costs	0	
Total - Other		0
-----		0
Total One-Time Costs		0

One-Time Savings		
Military Construction Cost Avoidances	0	
Family Housing Cost Avoidances	0	
Military Moving	0	
Land Sales	0	
One-Time Moving Savings	0	
Environmental Mitigation Savings	0	
One-Time Unique Savings	0	
-----		0
Total One-Time Savings		0
-----		0
Total Net One-Time Costs		0

Department : NAVY
Option Package : REDCOM 10 NEW ORLEAN
Scenario File : P:\COBRA\PRELIM\PRELIM5R\RDCOM10A.CBR
Std Fctrs File : P:\COBRA\N95OM.SFF

All Costs in \$K

Base Name	Total MilCon	IMA Cost	Land Purch	Cost Avoid	Total Cost
REDCOM 10 NEW ORLEAN	0	0	0	0	0
REDCOM 14 MILLINGTON	1,784	0	0	0	1,784
REDCOM 11 FT WORTH	0	0	0	0	0
Totals:	1,784	0	0	0	1,784

Department : NAVY
 Option Package : REDCOM 10 NEW ORLEAN
 Scenario File : P:\COBRA\PRELIM\PRELIM5R\RDCOM10A.CBR
 Std Fctrs File : P:\COBRA\N950M.SFF

MilCon for Base: REDCOM 14 MILLINGTON, TN

All Costs in \$K

Description:	MilCon Categ	Using Rehab	Rehab Cost*	New MilCon	New Cost*	Total Cost*
-----	-----	-----	-----	-----	-----	-----
ADMIN	ADMIN	13,000	1,784	0	0	1,784

Total Construction Cost:						1,784
+ Info Management Account:						0
+ Land Purchases:						0
- Construction Cost Avoid:						0

TOTAL:						1,784

* All MilCon Costs include Design, Site Preparation, Contingency Planning, and SIOH Costs where applicable.

PERSONNEL SUMMARY REPORT (COBRA v5.08)
 Data As Of 09:40 12/15/1994, Report Created 12:39 02/09/1995

Department : NAVY
 Option Package : REDCOM 10 NEW ORLEAN
 Scenario File : P:\COBRA\PRELIM\PRELIM5R\REDCOM10A.CBR
 Std Fctrs File : P:\COBRA\N95OM.SFF

PERSONNEL SUMMARY FOR: REDCOM 10 NEW ORLEAN, LA

BASE POPULATION (FY 1996, Prior to BRAC Action):

Officers	Enlisted	Students	Civilians
7	17	0	16

PERSONNEL REALIGNMENTS:

To Base: REDCOM 14 MILLINGTON, TN

	1996	1997	1998	1999	2000	2001	Total
Officers	0	0	6	0	0	0	6
Enlisted	0	0	16	0	0	0	16
Students	0	0	0	0	0	0	0
Civilians	0	0	11	0	0	0	11
TOTAL	0	0	33	0	0	0	33

To Base: REDCOM 11 FT WORTH, TX

	1996	1997	1998	1999	2000	2001	Total
Officers	0	0	1	0	0	0	1
Enlisted	0	0	1	0	0	0	1
Students	0	0	0	0	0	0	0
Civilians	0	0	5	0	0	0	5
TOTAL	0	0	7	0	0	0	7

TOTAL PERSONNEL REALIGNMENTS (Out of REDCOM 10 NEW ORLEAN, LA):

	1996	1997	1998	1999	2000	2001	Total
Officers	0	0	7	0	0	0	7
Enlisted	0	0	17	0	0	0	17
Students	0	0	0	0	0	0	0
Civilians	0	0	16	0	0	0	16
TOTAL	0	0	40	0	0	0	40

BASE POPULATION (After BRAC Action):

Officers	Enlisted	Students	Civilians
0	0	0	0

PERSONNEL SUMMARY FOR: REDCOM 14 MILLINGTON, TN

BASE POPULATION (FY 1996, Prior to BRAC Action):

Officers	Enlisted	Students	Civilians
7	42	0	12

PERSONNEL REALIGNMENTS:

From Base: REDCOM 10 NEW ORLEAN, LA

	1996	1997	1998	1999	2000	2001	Total
Officers	0	0	6	0	0	0	6
Enlisted	0	0	16	0	0	0	16
Students	0	0	0	0	0	0	0
Civilians	0	0	11	0	0	0	11
TOTAL	0	0	33	0	0	0	33

TOTAL PERSONNEL REALIGNMENTS (Into REDCOM 14 MILLINGTON, TN):

	1996	1997	1998	1999	2000	2001	Total
Officers	0	0	6	0	0	0	6
Enlisted	0	0	16	0	0	0	16
Students	0	0	0	0	0	0	0
Civilians	0	0	11	0	0	0	11
TOTAL	0	0	33	0	0	0	33

Department : NAVY
 Option Package : REDCOM 10 NEW ORLEAN
 Scenario File : P:\COBRA\PRELIM\PRELIM5R\RDCOM10A.CBR
 Std Fctrs File : P:\COBRA\N95OM.SFF

BASE POPULATION (After BRAC Action):

Officers	Enlisted	Students	Civilians
-----	-----	-----	-----
13	58	0	23

PERSONNEL SUMMARY FOR: REDCOM 11 FT WORTH, TX

BASE POPULATION (FY 1996, Prior to BRAC Action):

Officers	Enlisted	Students	Civilians
-----	-----	-----	-----
6	24	0	13

PERSONNEL REALIGNMENTS:

From Base: REDCOM 10 NEW ORLEAN, LA

	1996	1997	1998	1999	2000	2001	Total
Officers	0	0	1	0	0	0	1
Enlisted	0	0	1	0	0	0	1
Students	0	0	0	0	0	0	0
Civilians	0	0	5	0	0	0	5
TOTAL	0	0	7	0	0	0	7

TOTAL PERSONNEL REALIGNMENTS (Into REDCOM 11 FT WORTH, TX):

	1996	1997	1998	1999	2000	2001	Total
Officers	0	0	1	0	0	0	1
Enlisted	0	0	1	0	0	0	1
Students	0	0	0	0	0	0	0
Civilians	0	0	5	0	0	0	5
TOTAL	0	0	7	0	0	0	7

BASE POPULATION (After BRAC Action):

Officers	Enlisted	Students	Civilians
-----	-----	-----	-----
7	25	0	18

Department : NAVY
 Option Package : REDCOM 10 NEW ORLEAN
 Scenario File : P:\COBRA\PRELIM\PRELIM5R\RDCOM10A.CBR
 Std Fctrs File : P:\COBRA\N95OM.SFF

	Rate	1996	1997	1998	1999	2000	2001	Total
CIVILIAN POSITIONS REALIGNING OUT		0	0	16	0	0	0	16
Early Retirement*	10.00%	0	0	2	0	0	0	2
Regular Retirement*	5.00%	0	0	1	0	0	0	1
Civilian Turnover*	15.00%	0	0	3	0	0	0	3
Civs Not Moving (RIFs)*+		0	0	1	0	0	0	1
Civilians Moving (the remainder)		0	0	9	0	0	0	9
Civilian Positions Available		0	0	7	0	0	0	7
CIVILIAN POSITIONS ELIMINATED		0	0	0	0	0	0	0
Early Retirement	10.00%	0	0	0	0	0	0	0
Regular Retirement	5.00%	0	0	0	0	0	0	0
Civilian Turnover	15.00%	0	0	0	0	0	0	0
Civs Not Moving (RIFs)*+		0	0	0	0	0	0	0
Priority Placement#	60.00%	0	0	0	0	0	0	0
Civilians Available to Move		0	0	0	0	0	0	0
Civilians Moving		0	0	0	0	0	0	0
Civilian RIFs (the remainder)		0	0	0	0	0	0	0
CIVILIAN POSITIONS REALIGNING IN		0	0	16	0	0	0	16
Civilians Moving		0	0	9	0	0	0	9
New Civilians Hired		0	0	7	0	0	0	7
Other Civilian Additions		0	0	0	0	0	0	0
TOTAL CIVILIAN EARLY RETIRMENTS		0	0	2	0	0	0	2
TOTAL CIVILIAN RIFS		0	0	1	0	0	0	1
TOTAL CIVILIAN PRIORITY PLACEMENTS#		0	0	0	0	0	0	0
TOTAL CIVILIAN NEW HIRES		0	0	7	0	0	0	7

* Early Retirements, Regular Retirements, Civilian Turnover, and Civilians Not Willing to Move are not applicable for moves under fifty miles.

+ The Percentage of Civilians Not Willing to Move (Voluntary RIFs) varies from base to base.

Not all Priority Placements involve a Permanent Change of Station. The rate of PPS placements involving a PCS is 50.00%

Department : NAVY
 Option Package : REDCOM 10 NEW ORLEAN
 Scenario File : P:\COBRA\PRELIM\PRELIM5R\RDCOM10A.CBR
 Std Fctrs File : P:\COBRA\N95OM.SFF

Base: REDCOM 10 NEW ORLEAN, LA Rate	1996	1997	1998	1999	2000	2001	Total
CIVILIAN POSITIONS REALIGNING OUT	0	0	16	0	0	0	16
Early Retirement* 10.00%	0	0	2	0	0	0	2
Regular Retirement* 5.00%	0	0	1	0	0	0	1
Civilian Turnover* 15.00%	0	0	3	0	0	0	3
Civs Not Moving (RIFs)* 6.00%	0	0	1	0	0	0	1
Civilians Moving (the remainder)	0	0	9	0	0	0	9
Civilian Positions Available	0	0	7	0	0	0	7
CIVILIAN POSITIONS ELIMINATED	0	0	0	0	0	0	0
Early Retirement 10.00%	0	0	0	0	0	0	0
Regular Retirement 5.00%	0	0	0	0	0	0	0
Civilian Turnover 15.00%	0	0	0	0	0	0	0
Civs Not Moving (RIFs)* 6.00%	0	0	0	0	0	0	0
Priority Placement# 60.00%	0	0	0	0	0	0	0
Civilians Available to Move	0	0	0	0	0	0	0
Civilians Moving	0	0	0	0	0	0	0
Civilian RIFs (the remainder)	0	0	0	0	0	0	0
CIVILIAN POSITIONS REALIGNING IN	0	0	0	0	0	0	0
Civilians Moving	0	0	0	0	0	0	0
New Civilians Hired	0	0	0	0	0	0	0
Other Civilian Additions	0	0	0	0	0	0	0
TOTAL CIVILIAN EARLY RETIRMENTS	0	0	2	0	0	0	2
TOTAL CIVILIAN RIFS	0	0	1	0	0	0	1
TOTAL CIVILIAN PRIORITY PLACEMENTS#	0	0	0	0	0	0	0
TOTAL CIVILIAN NEW HIRES	0	0	0	0	0	0	0

* Early Retirements, Regular Retirements, Civilian Turnover, and Civilians Not Willing to Move are not applicable for moves under fifty miles.

Not all Priority Placements involve a Permanent Change of Station. The rate of PPS placements involving a PCS is 50.00%

Department : NAVY
 Option Package : REDCOM 10 NEW ORLEAN
 Scenario File : P:\COBRA\PRELIM\PRELIM5R\RDCOM10A.CBR
 Std Fctrs File : P:\COBRA\N950M.SFF

Base: REDCOM 14 MILLINGTON, TN Rate	1996	1997	1998	1999	2000	2001	Total
CIVILIAN POSITIONS REALIGNING OUT	0	0	0	0	0	0	0
Early Retirement*	10.00%	0	0	0	0	0	0
Regular Retirement*	5.00%	0	0	0	0	0	0
Civilian Turnover*	15.00%	0	0	0	0	0	0
Civs Not Moving (RIFs)*	6.00%	0	0	0	0	0	0
Civilians Moving (the remainder)		0	0	0	0	0	0
Civilian Positions Available		0	0	0	0	0	0
CIVILIAN POSITIONS ELIMINATED	0	0	0	0	0	0	0
Early Retirement	10.00%	0	0	0	0	0	0
Regular Retirement	5.00%	0	0	0	0	0	0
Civilian Turnover	15.00%	0	0	0	0	0	0
Civs Not Moving (RIFs)*	6.00%	0	0	0	0	0	0
Priority Placement#	60.00%	0	0	0	0	0	0
Civilians Available to Move		0	0	0	0	0	0
Civilians Moving		0	0	0	0	0	0
Civilian RIFs (the remainder)		0	0	0	0	0	0
CIVILIAN POSITIONS REALIGNING IN	0	0	11	0	0	0	11
Civilians Moving		0	6	0	0	0	6
New Civilians Hired		0	5	0	0	0	5
Other Civilian Additions		0	0	0	0	0	0
TOTAL CIVILIAN EARLY RETIRMENTS		0	0	0	0	0	0
TOTAL CIVILIAN RIFs		0	0	0	0	0	0
TOTAL CIVILIAN PRIORITY PLACEMENTS#		0	0	0	0	0	0
TOTAL CIVILIAN NEW HIRES		0	0	5	0	0	5

* Early Retirements, Regular Retirements, Civilian Turnover, and Civilians Not Willing to Move are not applicable for moves under fifty miles.

Not all Priority Placements involve a Permanent Change of Station. The rate of PPS placements involving a PCS is 50.00%

Department : NAVY
 Option Package : REDCOM 10 NEW ORLEAN
 Scenario File : P:\COBRA\PRELIM\PRELIM5R\RDCOM10A.CBR
 Std Fctrs File : P:\COBRA\N950M.SFF

Base: REDCOM 11 FT WORTH, TX	Rate	1996	1997	1998	1999	2000	2001	Total
CIVILIAN POSITIONS REALIGNING OUT		0	0	0	0	0	0	0
Early Retirement*	10.00%	0	0	0	0	0	0	0
Regular Retirement*	5.00%	0	0	0	0	0	0	0
Civilian Turnover*	15.00%	0	0	0	0	0	0	0
Civs Not Moving (RIFs)*	6.00%	0	0	0	0	0	0	0
Civilians Moving (the remainder)		0	0	0	0	0	0	0
Civilian Positions Available		0	0	0	0	0	0	0
CIVILIAN POSITIONS ELIMINATED		0	0	0	0	0	0	0
Early Retirement	10.00%	0	0	0	0	0	0	0
Regular Retirement	5.00%	0	0	0	0	0	0	0
Civilian Turnover	15.00%	0	0	0	0	0	0	0
Civs Not Moving (RIFs)*	6.00%	0	0	0	0	0	0	0
Priority Placement#	60.00%	0	0	0	0	0	0	0
Civilians Available to Move		0	0	0	0	0	0	0
Civilians Moving		0	0	0	0	0	0	0
Civilian RIFs (the remainder)		0	0	0	0	0	0	0
CIVILIAN POSITIONS REALIGNING IN		0	0	5	0	0	0	5
Civilians Moving		0	0	3	0	0	0	3
New Civilians Hired		0	0	2	0	0	0	2
Other Civilian Additions		0	0	0	0	0	0	0
TOTAL CIVILIAN EARLY RETIRMENTS		0	0	0	0	0	0	0
TOTAL CIVILIAN RIFS		0	0	0	0	0	0	0
TOTAL CIVILIAN PRIORITY PLACEMENTS#		0	0	0	0	0	0	0
TOTAL CIVILIAN NEW HIRES		0	0	2	0	0	0	2

* Early Retirements, Regular Retirements, Civilian Turnover, and Civilians Not Willing to Move are not applicable for moves under fifty miles.

Not all Priority Placements involve a Permanent Change of Station. The rate of PPS placements involving a PCS is 50.00%

Department : NAVY
 Option Package : REDCOM 10 NEW ORLEAN
 Scenario File : P:\COBRA\PRELIM\PRELIMS\RDCOM10A.CBR
 Std Fctrs File : P:\COBRA\N950M.SFF

ONE-TIME COSTS	1996	1997	1998	1999	2000	2001	Total
-----(\$K)-----	----	----	----	----	----	----	-----
CONSTRUCTION							
MILCON	147	1,637	0	0	0	0	1,784
Fam Housing	0	0	0	0	0	0	0
Land Purch	0	0	0	0	0	0	0
O&M							
CIV SALARY							
Civ RIF	0	0	20	0	0	0	20
Civ Retire	0	0	9	0	0	0	9
CIV MOVING							
Per Diem	0	0	26	0	0	0	26
POV Miles	0	0	1	0	0	0	1
Home Purch	0	0	97	0	0	0	97
HHG	0	0	59	0	0	0	59
Misc	0	0	6	0	0	0	6
House Hunt	0	0	18	0	0	0	18
PPS	0	0	0	0	0	0	0
RITA	0	0	42	0	0	0	42
FREIGHT							
Packing	0	0	8	0	0	0	8
Freight	0	0	2	0	0	0	2
Vehicles	0	0	0	0	0	0	0
Driving	0	0	0	0	0	0	0
Unemployment	0	0	3	0	0	0	3
OTHER							
Program Plan	115	86	64	0	0	0	265
Shutdown	0	0	21	0	0	0	21
New Hire	0	0	0	0	0	0	0
1-Time Move	0	0	0	0	0	0	0
MIL PERSONNEL							
MIL MOVING							
Per Diem	0	0	2	0	0	0	2
POV Miles	0	0	2	0	0	0	2
HHG	0	0	80	0	0	0	80
Misc	0	0	17	0	0	0	17
OTHER							
Elim PCS	0	0	0	0	0	0	0
OTHER							
HAP / RSE	0	0	0	0	0	0	0
Environmental	0	0	0	0	0	0	0
Info Manage	0	0	0	0	0	0	0
1-Time Other	0	0	0	0	0	0	0
TOTAL ONE-TIME	262	1,723	480	0	0	0	2,465

Department : NAVY
 Option Package : REDCOM 10 NEW ORLEAN
 Scenario File : P:\COBRA\PRELIM\PRELIM5R\RDCOM10A.CBR
 Std Fctrs File : P:\COBRA\N950M.SFF

RECURRINGCOSTS	1996	1997	1998	1999	2000	2001	Total	Beyond
---- (\$K) ----	----	----	----	----	----	----	----	----
FAM HOUSE OPS	0	0	0	0	0	0	0	0
O&M								
RPMA	-0	-0	-0	-0	-0	-0	-0	-0
BOS	0	0	119	119	119	119	478	119
Unique Operat	0	0	0	0	0	0	0	0
Civ Salary	0	0	0	0	0	0	0	0
CHAMPUS	0	0	0	0	0	0	0	0
Caretaker	0	0	0	0	0	0	0	0
MIL PERSONNEL								
Off Salary	0	0	0	0	0	0	0	0
Enl Salary	0	0	0	0	0	0	0	0
House Allow	0	0	106	106	106	106	423	106
OTHER								
Mission	0	0	0	0	0	0	0	0
Misc Recur	0	0	0	0	0	0	0	0
Unique Other	0	0	0	0	0	0	0	0
TOTAL RECUR	-0	-0	225	225	225	225	901	225
TOTAL COST	262	1,723	705	225	225	225	3,366	225
ONE-TIME SAVES	1996	1997	1998	1999	2000	2001	Total	
---- (\$K) ----	----	----	----	----	----	----	----	
CONSTRUCTION								
MILCON	0	0	0	0	0	0	0	
Fam Housing	0	0	0	0	0	0	0	
O&M								
1-Time Move	0	0	0	0	0	0	0	
MIL PERSONNEL								
Mil Moving	0	0	22	0	0	0	22	
OTHER								
Land Sales	0	0	0	0	0	0	0	
Environmental	0	0	0	0	0	0	0	
1-Time Other	0	0	0	0	0	0	0	
TOTAL ONE-TIME	0	0	22	0	0	0	22	
RECURRINGSAVES	1996	1997	1998	1999	2000	2001	Total	Beyond
---- (\$K) ----	----	----	----	----	----	----	----	----
FAM HOUSE OPS	0	0	0	0	0	0	0	0
O&M								
RPMA	0	0	0	0	0	0	0	0
BOS	0	0	0	364	364	364	1,092	364
Unique Operat	0	0	0	0	0	0	0	0
Civ Salary	0	0	0	0	0	0	0	0
CHAMPUS	0	0	0	0	0	0	0	0
MIL PERSONNEL								
Off Salary	0	0	0	0	0	0	0	0
Enl Salary	0	0	0	0	0	0	0	0
House Allow	0	0	83	83	83	83	333	83
OTHER								
Procurement	0	0	0	0	0	0	0	0
Mission	0	0	0	0	0	0	0	0
Misc Recur	0	0	0	0	0	0	0	0
Unique Other	0	0	0	0	0	0	0	0
TOTAL RECUR	0	0	83	447	447	447	1,425	447
TOTAL SAVINGS	0	0	105	447	447	447	1,447	447

TOTAL APPROPRIATIONS DETAIL REPORT (COBRA v5.08) - Page 3/12
 Data As Of 09:40 12/15/1994, Report Created 12:40 02/03/1995

Department : NAVY
 Option Package : REDCOM 10 NEW ORLEAN
 Scenario File : P:\COBRA\PRELIM\PRELIM5R\RDCOM10A.CBR
 Std Fctrs File : P:\COBRA\N95OM.SFF

ONE-TIME NET	1996	1997	1998	1999	2000	2001	Total	
-----(\$K)-----	----	----	----	----	----	----	----	
CONSTRUCTION								
MILCON	147	1,637	0	0	0	0	1,784	
Fam Housing	0	0	0	0	0	0	0	
O&M								
Civ Retir/RIF	0	0	29	0	0	0	29	
Civ Moving	0	0	260	0	0	0	260	
Other	115	86	89	0	0	0	290	
MIL PERSONNEL								
Mil Moving	0	0	80	0	0	0	80	
OTHER								
HAP / RSE	0	0	0	0	0	0	0	
Environmental	0	0	0	0	0	0	0	
Info Manage	0	0	0	0	0	0	0	
1-Time Other	0	0	0	0	0	0	0	
Land	0	0	0	0	0	0	0	
TOTAL ONE-TIME	262	1,723	458	0	0	0	2,443	
RECURRING NET								
-----(\$K)-----	----	----	----	----	----	----	-----	Beyond
FAM HOUSE OPS	0	0	0	0	0	0	0	0
O&M								
RPMA	-0	-0	-0	-0	-0	-0	-0	-0
BOS	0	0	119	-244	-244	-244	-614	-244
Unique Operat	0	0	0	0	0	0	0	0
Caretaker	0	0	0	0	0	0	0	0
Civ Salary	0	0	0	0	0	0	0	0
CHAMPUS	0	0	0	0	0	0	0	0
MIL PERSONNEL								
Mil Salary	0	0	0	0	0	0	0	0
House Allow	0	0	22	22	22	22	90	22
OTHER								
Procurement	0	0	0	0	0	0	0	0
Mission	0	0	0	0	0	0	0	0
Misc Recur	0	0	0	0	0	0	0	0
Unique Other	0	0	0	0	0	0	0	0
TOTAL RECUR	-0	-0	142	-222	-222	-222	-524	-222
TOTAL NET COST	262	1,723	600	-222	-222	-222	1,919	-222

Department : NAVY
 Option Package : REDCOM 10 NEW ORLEAN
 Scenario File : P:\COBRA\PRELIM\PRELIM5R\RDCOM10A.CBR
 Std Fctrs File : P:\COBRA\N950M.SFF

Base: REDCOM 10 NEW ORLEAN, LA

ONE-TIME COSTS	1996	1997	1998	1999	2000	2001	Total
-----(\$K)-----	----	----	----	----	----	----	-----
CONSTRUCTION							
MILCON	0	0	0	0	0	0	0
Fam Housing	0	0	0	0	0	0	0
Land Purch	0	0	0	0	0	0	0
O&M							
CIV SALARY							
Civ RIFs	0	0	20	0	0	0	20
Civ Retire	0	0	9	0	0	0	9
CIV MOVING							
Per Diem	0	0	26	0	0	0	26
POV Miles	0	0	1	0	0	0	1
Home Purch	0	0	97	0	0	0	97
HHG	0	0	59	0	0	0	59
Misc	0	0	6	0	0	0	6
House Hunt	0	0	18	0	0	0	18
PPS	0	0	0	0	0	0	0
RITA	0	0	42	0	0	0	42
FREIGHT							
Packing	0	0	8	0	0	0	8
Freight	0	0	2	0	0	0	2
Vehicles	0	0	0	0	0	0	0
Driving	0	0	0	0	0	0	0
Unemployment	0	0	3	0	0	0	3
OTHER							
Program Plan	115	86	64	0	0	0	265
Shutdown	0	0	21	0	0	0	21
New Hires	0	0	0	0	0	0	0
1-Time Move	0	0	0	0	0	0	0
MIL PERSONNEL							
MIL MOVING							
Per Diem	0	0	2	0	0	0	2
POV Miles	0	0	2	0	0	0	2
HHG	0	0	80	0	0	0	80
Misc	0	0	17	0	0	0	17
OTHER							
Elim PCS	0	0	0	0	0	0	0
OTHER							
HAP / RSE	0	0	0	0	0	0	0
Environmental	0	0	0	0	0	0	0
Info Manage	0	0	0	0	0	0	0
1-Time Other	0	0	0	0	0	0	0
TOTAL ONE-TIME	115	86	480	0	0	0	680

Department : NAVY
 Option Package : REDCOM 10 NEW ORLEAN
 Scenario File : P:\COBRA\PRELIM\PRELIM5R\RDCOM10A.CBR
 Std Fctrs File : P:\COBRA\N95OM.SFF

Base: REDCOM 10 NEW ORLEAN, LA

RECURRINGCOSTS	1996	1997	1998	1999	2000	2001	Total	Beyond
---- (\$K) ----	----	----	----	----	----	----	----	----
FAM HOUSE OPS	0	0	0	0	0	0	0	0
O&M								
RPMA	0	0	0	0	0	0	0	0
BOS	0	0	0	0	0	0	0	0
Unique Operat	0	0	0	0	0	0	0	0
Civ Salary	0	0	0	0	0	0	0	0
CHAMPUS	0	0	0	0	0	0	0	0
Caretaker	0	0	0	0	0	0	0	0
MIL PERSONNEL								
Off Salary	0	0	0	0	0	0	0	0
Enl Salary	0	0	0	0	0	0	0	0
House Allow	0	0	0	0	0	0	0	0
OTHER								
Mission	0	0	0	0	0	0	0	0
Misc Recur	0	0	0	0	0	0	0	0
Unique Other	0	0	0	0	0	0	0	0
TOTAL RECUR	0	0	0	0	0	0	0	0
 TOTAL COSTS	 115	 86	 480	 0	 0	 0	 680	 0
 ONE-TIME SAVES	 1996	 1997	 1998	 1999	 2000	 2001	 Total	
---- (\$K) ----	----	----	----	----	----	----	----	
CONSTRUCTION								
MILCON	0	0	0	0	0	0	0	
Fam Housing	0	0	0	0	0	0	0	
O&M								
1-Time Move	0	0	0	0	0	0	0	
MIL PERSONNEL								
Mil Moving	0	0	22	0	0	0	22	
OTHER								
Land Sales	0	0	0	0	0	0	0	
Environmental	0	0	0	0	0	0	0	
1-Time Other	0	0	0	0	0	0	0	
TOTAL ONE-TIME	0	0	22	0	0	0	22	
 RECURRINGSAVES	 1996	 1997	 1998	 1999	 2000	 2001	 Total	 Beyond
---- (\$K) ----	----	----	----	----	----	----	----	----
FAM HOUSE OPS	0	0	0	0	0	0	0	0
O&M								
RPMA	0	0	0	0	0	0	0	0
BOS	0	0	0	364	364	364	1,092	364
Unique Operat	0	0	0	0	0	0	0	0
Civ Salary	0	0	0	0	0	0	0	0
CHAMPUS	0	0	0	0	0	0	0	0
MIL PERSONNEL								
Off Salary	0	0	0	0	0	0	0	0
Enl Salary	0	0	0	0	0	0	0	0
House Allow	0	0	83	83	83	83	333	83
OTHER								
Procurement	0	0	0	0	0	0	0	0
Mission	0	0	0	0	0	0	0	0
Misc Recur	0	0	0	0	0	0	0	0
Unique Other	0	0	0	0	0	0	0	0
TOTAL RECUR	0	0	83	447	447	447	1,425	447
 TOTAL SAVINGS	 0	 0	 105	 447	 447	 447	 1,447	 447

Department : NAVY
 Option Package : REDCOM 10 NEW ORLEAN
 Scenario File : P:\COBRA\PRELIM\PRELIM5R\RDCOM10A.CBR
 Std Fctrs File : P:\COBRA\N950M.SFF

Base: REDCOM 10 NEW ORLEAN, LA

ONE-TIME NET	1996	1997	1998	1999	2000	2001	Total	
-----(\$K)-----	----	----	----	----	----	----	-----	-----
CONSTRUCTION								
MILCON	0	0	0	0	0	0	0	
Fam Housing	0	0	0	0	0	0	0	
O&M								
Civ Retir/RIF	0	0	29	0	0	0	29	
Civ Moving	0	0	260	0	0	0	260	
Other	115	86	89	0	0	0	290	
MIL PERSONNEL								
Mil Moving	0	0	80	0	0	0	80	
OTHER								
HAP / RSE	0	0	0	0	0	0	0	
Environmental	0	0	0	0	0	0	0	
Info Manage	0	0	0	0	0	0	0	
1-Time Other	0	0	0	0	0	0	0	
Land	0	0	0	0	0	0	0	
TOTAL ONE-TIME	115	86	458	0	0	0	659	
RECURRING NET								
-----(\$K)-----	-----	-----	-----	-----	-----	-----	-----	Beyond
FAM HOUSE OPS	0	0	0	0	0	0	0	0
O&M								
RPMA	0	0	0	0	0	0	0	0
BOS	0	0	0	-364	-364	-364	-1,092	-364
Unique Operat	0	0	0	0	0	0	0	0
Caretaker	0	0	0	0	0	0	0	0
Civ Salary	0	0	0	0	0	0	0	0
CHAMPUS	0	0	0	0	0	0	0	0
MIL PERSONNEL								
Mil Salary	0	0	0	0	0	0	0	0
House Allow	0	0	-83	-83	-83	-83	-333	-83
OTHER								
Procurement	0	0	0	0	0	0	0	0
Mission	0	0	0	0	0	0	0	0
Misc Recur	0	0	0	0	0	0	0	0
Unique Other	0	0	0	0	0	0	0	0
TOTAL RECUR	0	0	-83	-447	-447	-447	-1,425	-447
TOTAL NET COST	115	86	375	-447	-447	-447	-766	-447

Department : NAVY
 Option Package : REDCOM 10 NEW ORLEAN
 Scenario File : P:\COBRA\PRELIM\PRELIMS5R\RDCOM10A.CBR
 Std Fctrs File : P:\COBRA\N950M.SFF

Base: REDCOM 14 MILLINGTON, TN

ONE-TIME COSTS	1996	1997	1998	1999	2000	2001	Total
-----(\$K)-----	----	----	----	----	----	----	-----
CONSTRUCTION							
MILCON	147	1,637	0	0	0	0	1,784
Fam Housing	0	0	0	0	0	0	0
Land Purch	0	0	0	0	0	0	0
O&M							
CIV SALARY							
Civ RIFs	0	0	0	0	0	0	0
Civ Retire	0	0	0	0	0	0	0
CIV MOVING							
Per Diem	0	0	0	0	0	0	0
POV Miles	0	0	0	0	0	0	0
Home Purch	0	0	0	0	0	0	0
HHG	0	0	0	0	0	0	0
Misc	0	0	0	0	0	0	0
House Hunt	0	0	0	0	0	0	0
PPS	0	0	0	0	0	0	0
RITA	0	0	0	0	0	0	0
FREIGHT							
Packing	0	0	0	0	0	0	0
Freight	0	0	0	0	0	0	0
Vehicles	0	0	0	0	0	0	0
Driving	0	0	0	0	0	0	0
Unemployment	0	0	0	0	0	0	0
OTHER							
Program Plan	0	0	0	0	0	0	0
Shutdown	0	0	0	0	0	0	0
New Hires	0	0	0	0	0	0	0
1-Time Move	0	0	0	0	0	0	0
MIL PERSONNEL							
MIL MOVING							
Per Diem	0	0	0	0	0	0	0
POV Miles	0	0	0	0	0	0	0
HHG	0	0	0	0	0	0	0
Misc	0	0	0	0	0	0	0
OTHER							
Elim PCS	0	0	0	0	0	0	0
OTHER							
HAP / RSE	0	0	0	0	0	0	0
Environmental	0	0	0	0	0	0	0
Info Manage	0	0	0	0	0	0	0
1-Time Other	0	0	0	0	0	0	0
TOTAL ONE-TIME	147	1,637	0	0	0	0	1,784

Department : NAVY
 Option Package : REDCOM 10 NEW ORLEAN
 Scenario File : P:\COBRA\PRELIM\PRELIM5R\RDCOM10A.CBR
 Std Fctrs File : P:\COBRA\N950M.SPF

Base: REDCOM 14 MILLINGTON, TN

ONE-TIME NET	1996	1997	1998	1999	2000	2001	Total
-----(\$K)-----	----	----	----	----	----	----	----
CONSTRUCTION							
MILCON	147	1,637	0	0	0	0	1,784
Fam Housing	0	0	0	0	0	0	0
O&M							
Civ Retir/RIF	0	0	0	0	0	0	0
Civ Moving	0	0	0	0	0	0	0
Other	0	0	0	0	0	0	0
MIL PERSONNEL							
Mil Moving	0	0	0	0	0	0	0
OTHER							
HAP / RSE	0	0	0	0	0	0	0
Environmental	0	0	0	0	0	0	0
Info Manage	0	0	0	0	0	0	0
1-Time Other	0	0	0	0	0	0	0
Land	0	0	0	0	0	0	0
TOTAL ONE-TIME	147	1,637	0	0	0	0	1,784

RECURRING NET	1996	1997	1998	1999	2000	2001	Total	Beyond
-----(\$K)-----	----	----	----	----	----	----	----	-----
FAM HOUSE OPS								
FAM HOUSE OPS	0	0	0	0	0	0	0	0
O&M								
RPMA	0	0	0	0	0	0	0	0
BOS	0	0	86	86	86	86	345	86
Unique Operat	0	0	0	0	0	0	0	0
Caretaker	0	0	0	0	0	0	0	0
Civ Salary	0	0	0	0	0	0	0	0
CHAMPUS								
CHAMPUS	0	0	0	0	0	0	0	0
MIL PERSONNEL								
Mil Salary	0	0	0	0	0	0	0	0
House Allow	0	0	89	89	89	89	357	89
OTHER								
Procurement	0	0	0	0	0	0	0	0
Mission	0	0	0	0	0	0	0	0
Misc Recur	0	0	0	0	0	0	0	0
Unique Other	0	0	0	0	0	0	0	0
TOTAL RECUR	0	0	175	175	175	175	702	175
TOTAL NET COST	147	1,637	175	175	175	175	2,486	175

Department : NAVY
 Option Package : REDCOM 10 NEW ORLEAN
 Scenario File : P:\COBRA\PRELIM\PRELIM5R\RDCOM10A.CBR
 Std Fctrs File : P:\COBRA\N95OM.SFF

Base: REDCOM 11 FT WORTH, TX

ONE-TIME COSTS -----(\$K)-----	1996	1997	1998	1999	2000	2001	Total
CONSTRUCTION							
MILCON	0	0	0	0	0	0	0
Fam Housing	0	0	0	0	0	0	0
Land Purch	0	0	0	0	0	0	0
O&M							
CIV SALARY							
Civ RIFs	0	0	0	0	0	0	0
Civ Retire	0	0	0	0	0	0	0
CIV MOVING							
Per Diem	0	0	0	0	0	0	0
POV Miles	0	0	0	0	0	0	0
Home Purch	0	0	0	0	0	0	0
HHG	0	0	0	0	0	0	0
Misc	0	0	0	0	0	0	0
House Hunt	0	0	0	0	0	0	0
PPS	0	0	0	0	0	0	0
RITA	0	0	0	0	0	0	0
FREIGHT							
Packing	0	0	0	0	0	0	0
Freight	0	0	0	0	0	0	0
Vehicles	0	0	0	0	0	0	0
Driving	0	0	0	0	0	0	0
Unemployment	0	0	0	0	0	0	0
OTHER							
Program Plan	0	0	0	0	0	0	0
Shutdown	0	0	0	0	0	0	0
New Hires	0	0	0	0	0	0	0
1-Time Move	0	0	0	0	0	0	0
MIL PERSONNEL							
MIL MOVING							
Per Diem	0	0	0	0	0	0	0
POV Miles	0	0	0	0	0	0	0
HHG	0	0	0	0	0	0	0
Misc	0	0	0	0	0	0	0
OTHER							
Elim PCS	0	0	0	0	0	0	0
OTHER							
HAP / RSE	0	0	0	0	0	0	0
Environmental	0	0	0	0	0	0	0
Info Manage	0	0	0	0	0	0	0
1-Time Other	0	0	0	0	0	0	0
TOTAL ONE-TIME	0	0	0	0	0	0	0

APPROPRIATIONS DETAIL REPORT (COBRA v5.08) - Page 12/12
 Data As Of 09:40 12/15/1994, Report Created 12:40 02/09/1995

Department : NAVY
 Option Package : REDCOM 10 NEW ORLEAN
 Scenario File : P:\COBRA\PRELIM\PRELIM5R\RDCOM10A.CBR
 Std Fctrs File : P:\COBRA\N95OM.SFF

Base: REDCOM 11 FT WORTH, TX

ONE-TIME NET	1996	1997	1998	1999	2000	2001	Total
-----(\$K)-----	----	----	----	----	----	----	-----
CONSTRUCTION							
MILCON	0	0	0	0	0	0	0
Fam Housing	0	0	0	0	0	0	0
O&M							
Civ Retir/RIF	0	0	0	0	0	0	0
Civ Moving	0	0	0	0	0	0	0
Other	0	0	0	0	0	0	0
MIL PERSONNEL							
Mil Moving	0	0	0	0	0	0	0
OTHER							
HAP / RSE	0	0	0	0	0	0	0
Environmental	0	0	0	0	0	0	0
Info Manage	0	0	0	0	0	0	0
1-Time Other	0	0	0	0	0	0	0
Land	0	0	0	0	0	0	0
TOTAL ONE-TIME	0	0	0	0	0	0	0

RECURRING NET	1996	1997	1998	1999	2000	2001	Total	Beyond
-----(\$K)-----	----	----	----	----	----	----	-----	-----
FAM HOUSE OPS	0	0	0	0	0	0	0	0
O&M								
RPMA	-0	-0	-0	-0	-0	-0	-0	-0
BOS	0	0	33	33	33	33	133	33
Unique Operat	0	0	0	0	0	0	0	0
Caretaker	0	0	0	0	0	0	0	0
Civ Salary	0	0	0	0	0	0	0	0
CHAMPUS	0	0	0	0	0	0	0	0
MIL PERSONNEL								
Mil Salary	0	0	0	0	0	0	0	0
House Allow	0	0	17	17	17	17	67	17
OTHER								
Procurement	0	0	0	0	0	0	0	0
Mission	0	0	0	0	0	0	0	0
Misc Recur	0	0	0	0	0	0	0	0
Unique Other	0	0	0	0	0	0	0	0
TOTAL RECUR	-0	-0	50	50	50	50	199	50
TOTAL NET COST	-0	-0	50	50	50	50	199	50

INPUT DATA REPORT (COBRA v5.08)
Data As Of 09:40 12/15/1994, Report Created 12:39 02/09/1995

Department : NAVY
Option Package : REDCOM 10 NEW ORLEAN
Scenario File : P:\COBRA\PRELIM\PRELIM5R\RDCOM10A.CBR
Std Fctrs File : P:\COBRA\N950M.SFF

INPUT SCREEN ONE - GENERAL SCENARIO INFORMATION

Model Year One : FY 1996

Model does Time-Phasing of Construction/Shutdown: Yes

Base Name	Strategy:
-----	-----
REDCOM 10 NEW ORLEAN, LA	Realignment
REDCOM 14 MILLINGTON, TN	Realignment
REDCOM 11 FT WORTH, TX	Realignment

Summary:

120A

INPUT SCREEN TWO - DISTANCE TABLE

From Base:	To Base:	Distance:
-----	-----	-----
REDCOM 10 NEW ORLEAN, LA	REDCOM 14 MILLINGTON, TN	400 mi
REDCOM 10 NEW ORLEAN, LA	REDCOM 11 FT WORTH, TX	544 mi

INPUT SCREEN THREE - MOVEMENT TABLE

Transfers from REDCOM 10 NEW ORLEAN, LA to REDCOM 14 MILLINGTON, TN

	1996	1997	1998	1999	2000	2001
	----	----	----	----	----	----
Officer Positions:	0	0	6	0	0	0
Enlisted Positions:	0	0	16	0	0	0
Civilian Positions:	0	0	11	0	0	0
Student Positions:	0	0	0	0	0	0
Missn Eqpt (tons):	0	0	3	0	0	0
Suppt Eqpt (tons):	0	0	0	0	0	0
Military Light Vehicles:	0	0	4	0	0	0
Heavy/Special Vehicles:	0	0	0	0	0	0

Transfers from REDCOM 10 NEW ORLEAN, LA to REDCOM 11 FT WORTH, TX

	1996	1997	1998	1999	2000	2001
	----	----	----	----	----	----
Officer Positions:	0	0	1	0	0	0
Enlisted Positions:	0	0	1	0	0	0
Civilian Positions:	0	0	5	0	0	0
Student Positions:	0	0	0	0	0	0
Missn Eqpt (tons):	0	0	2	0	0	0
Suppt Eqpt (tons):	0	0	0	0	0	0
Military Light Vehicles:	0	0	0	0	0	0
Heavy/Special Vehicles:	0	0	0	0	0	0

INPUT SCREEN FOUR - STATIC BASE INFORMATION

Name: REDCOM 10 NEW ORLEAN, LA

Total Officer Employees:	7	RPMA Non-Payroll (\$K/Year):	0
Total Enlisted Employees:	17	Communications (\$K/Year):	0
Total Student Employees:	0	BOS Non-Payroll (\$K/Year):	364
Total Civilian Employees:	16	BOS Payroll (\$K/Year):	784
Mil Families Living On Base:	23.0%	Family Housing (\$K/Year):	0
Civilians Not Willing To Move:	6.0%	Area Cost Factor:	1.02
Officer Housing Units Avail:	0	CHAMPUS In-Pat (\$/Visit):	0
Enlisted Housing Units Avail:	0	CHAMPUS Out-Pat (\$/Visit):	0
Total Base Facilities(KSF):	17	CHAMPUS Shift to Medicare:	0.0%
Officer VHA (\$/Month):	75	Activity Code:	68307
Enlisted VHA (\$/Month):	63		
Per Diem Rate (\$/Day):	100	Homeowner Assistance Program:	No
Freight Cost (\$/Ton/Mile):	0.07	Unique Activity Information:	No

Department : NAVY
 Option Package : REDCOM 10 NEW ORLEAN
 Scenario File : P:\COBRA\PRELIM\PRELIM5R\RDCOM10A.CBR
 Std Fctrs File : P:\COBRA\N950M.SFF

INPUT SCREEN FOUR - STATIC BASE INFORMATION

Name: REDCOM 14 MILLINGTON, TN

Total Officer Employees:	7	RPMA Non-Payroll (\$K/Year):	11
Total Enlisted Employees:	42	Communications (\$K/Year):	0
Total Student Employees:	0	BOS Non-Payroll (\$K/Year):	328
Total Civilian Employees:	12	BOS Payroll (\$K/Year):	416
Mil Families Living On Base:	0.0%	Family Housing (\$K/Year):	0
Civilians Not Willing To Move:	6.0%	Area Cost Factor:	0.91
Officer Housing Units Avail:	0	CHAMPUS In-Pat (\$/Visit):	0
Enlisted Housing Units Avail:	0	CHAMPUS Out-Pat (\$/Visit):	0
Total Base Facilities (KSF):	61	CHAMPUS Shift to Medicare:	0.0%
Officer VHA (\$/Month):	34	Activity Code:	68348
Enlisted VHA (\$/Month):	28		
Per Diem Rate (\$/Day):	87	Homeowner Assistance Program:	No
Freight Cost (\$/Ton/Mile):	0.07	Unique Activity Information:	No

Name: REDCOM 11 FT WORTH, TX

Total Officer Employees:	6	RPMA Non-Payroll (\$K/Year):	1
Total Enlisted Employees:	24	Communications (\$K/Year):	0
Total Student Employees:	0	BOS Non-Payroll (\$K/Year):	391
Total Civilian Employees:	13	BOS Payroll (\$K/Year):	436
Mil Families Living On Base:	0.0%	Family Housing (\$K/Year):	0
Civilians Not Willing To Move:	6.0%	Area Cost Factor:	0.93
Officer Housing Units Avail:	0	CHAMPUS In-Pat (\$/Visit):	0
Enlisted Housing Units Avail:	0	CHAMPUS Out-Pat (\$/Visit):	0
Total Base Facilities (KSF):	17	CHAMPUS Shift to Medicare:	0.0%
Officer VHA (\$/Month):	174	Activity Code:	68349
Enlisted VHA (\$/Month):	118		
Per Diem Rate (\$/Day):	105	Homeowner Assistance Program:	No
Freight Cost (\$/Ton/Mile):	0.07	Unique Activity Information:	No

INPUT SCREEN FIVE - DYNAMIC BASE INFORMATION

Name: REDCOM 10 NEW ORLEAN, LA

	1996	1997	1998	1999	2000	2001
	----	----	----	----	----	----
1-Time Unique Cost (\$K):	0	0	0	0	0	0
1-Time Unique Save (\$K):	0	0	0	0	0	0
1-Time Moving Cost (\$K):	0	0	0	0	0	0
1-Time Moving Save (\$K):	0	0	0	0	0	0
Env Non-MilCon Reqd(\$K):	0	0	0	0	0	0
Activ Mission Cost (\$K):	0	0	0	0	0	0
Activ Mission Save (\$K):	0	0	0	0	0	0
Misc Recurring Cost (\$K):	0	0	0	0	0	0
Misc Recurring Save (\$K):	0	0	0	0	0	0
Land (+Buy/-Sales) (\$K):	0	0	0	0	0	0
Construction Schedule(%):	0%	0%	0%	0%	0%	0%
Shutdown Schedule (%):	0%	0%	0%	0%	0%	0%
MilCon Cost Avoidnc(\$K):	0	0	0	0	0	0
Fam Housing Avoidnc(\$K):	0	0	0	0	0	0
Procurement Avoidnc(\$K):	0	0	0	0	0	0
CHAMPUS In-Patients/Yr:	0	0	0	0	0	0
CHAMPUS Out-Patients/Yr:	0	0	0	0	0	0
Facil ShutDown(KSF):	17					
		Perc Family Housing ShutDown:				0.0%

Department : NAVY
 Option Package : REDCOM 10 NEW ORLEAN
 Scenario File : P:\COBRA\PRELIM\PRELIM5R\RDCOM10A.CBR
 Std Fctrs File : P:\COBRA\N95OM.SFF

INPUT SCREEN FIVE - DYNAMIC BASE INFORMATION

Name: REDCOM 14 MILLINGTON, TN

	1996	1997	1998	1999	2000	2001
	----	----	----	----	----	----
1-Time Unique Cost (\$K):	0	0	0	0	0	0
1-Time Unique Save (\$K):	0	0	0	0	0	0
1-Time Moving Cost (\$K):	0	0	0	0	0	0
1-Time Moving Save (\$K):	0	0	0	0	0	0
Env Non-MilCon Req'd(\$K):	0	0	0	0	0	0
Activ Mission Cost (\$K):	0	0	0	0	0	0
Activ Mission Save (\$K):	0	0	0	0	0	0
Misc Recurring Cost (\$K):	0	0	0	0	0	0
Misc Recurring Save (\$K):	0	0	0	0	0	0
Land (+Buy/-Sales) (\$K):	0	0	0	0	0	0
Construction Schedule(%):	0%	0%	0%	0%	0%	0%
Shutdown Schedule (%):	0%	0%	0%	0%	0%	0%
MilCon Cost Avoidnc(\$K):	0	0	0	0	0	0
Fam Housing Avoidnc(\$K):	0	0	0	0	0	0
Procurement Avoidnc(\$K):	0	0	0	0	0	0
CHAMPUS In-Patients/Yr:	0	0	0	0	0	0
CHAMPUS Out-Patients/Yr:	0	0	0	0	0	0
Facil ShutDown(KSF):	0	Perc Family Housing ShutDown:				0.0%

Name: REDCOM 11 FT WORTH, TX

	1996	1997	1998	1999	2000	2001
	----	----	----	----	----	----
1-Time Unique Cost (\$K):	0	0	0	0	0	0
1-Time Unique Save (\$K):	0	0	0	0	0	0
1-Time Moving Cost (\$K):	0	0	0	0	0	0
1-Time Moving Save (\$K):	0	0	0	0	0	0
Env Non-MilCon Req'd(\$K):	0	0	0	0	0	0
Activ Mission Cost (\$K):	0	0	0	0	0	0
Activ Mission Save (\$K):	0	0	0	0	0	0
Misc Recurring Cost (\$K):	0	0	0	0	0	0
Misc Recurring Save (\$K):	0	0	0	0	0	0
Land (+Buy/-Sales) (\$K):	0	0	0	0	0	0
Construction Schedule(%):	0%	0%	0%	0%	0%	0%
Shutdown Schedule (%):	0%	0%	0%	0%	0%	0%
MilCon Cost Avoidnc(\$K):	0	0	0	0	0	0
Fam Housing Avoidnc(\$K):	0	0	0	0	0	0
Procurement Avoidnc(\$K):	0	0	0	0	0	0
CHAMPUS In-Patients/Yr:	0	0	0	0	0	0
CHAMPUS Out-Patients/Yr:	0	0	0	0	0	0
Facil ShutDown(KSF):	0	Perc Family Housing ShutDown:				0.0%

INPUT SCREEN SEVEN - BASE MILITARY CONSTRUCTION INFORMATION

Name: REDCOM 14 MILLINGTON, TN

Description	Categ	New MilCon	Rehab MilCon	Total Cost (\$K)
-----	-----	-----	-----	-----
ADMIN	ADMIN	0	13,000	0

Department : NAVY
 Option Package : REDCOM 10 NEW ORLEAN
 Scenario File : P:\COBRA\PRELIM\PRELIMSR\RDCOM10A.CBR
 Std Fctrs File : P:\COBRA\N950M.SFF

STANDARD FACTORS SCREEN ONE - PERSONNEL

Percent Officers Married:	71.70%	Civ Early Retire Pay Factor:	9.00%
Percent Enlisted Married:	60.10%	Priority Placement Service:	60.00%
Enlisted Housing MilCon:	98.00%	PPS Actions Involving PCS:	50.00%
Officer Salary(\$/Year):	76,781.00	Civilian PCS Costs (\$):	28,800.00
Off BAQ with Dependents(\$):	7,925.00	Civilian New Hire Cost(\$):	0.00
Enlisted Salary(\$/Year):	33,178.00	Nat Median Home Price(\$):	114,600.00
Enl BAQ with Dependents(\$):	5,251.00	Home Sale Reimburse Rate:	10.00%
Avg Unemploy Cost(\$/Week):	174.00	Max Home Sale Reimburs(\$):	22,385.00
Unemployment Eligibility(Weeks):	18	Home Purch Reimburse Rate:	5.00%
Civilian Salary(\$/Year):	50,827.00	Max Home Purch Reimburs(\$):	11,191.00
Civilian Turnover Rate:	15.00%	Civilian Homeowning Rate:	64.00%
Civilian Early Retire Rate:	10.00%	HAP Home Value Reimburse Rate:	22.90%
Civilian Regular Retire Rate:	5.00%	HAP Homeowner Receiving Rate:	5.00%
Civilian RIF Pay Factor:	39.00%	RSE Home Value Reimburse Rate:	0.00%
SF File Desc:	NAVY O&M,N BRAC95	RSE Homeowner Receiving Rate:	0.00%

STANDARD FACTORS SCREEN TWO - FACILITIES

RPMA Building SF Cost Index:	0.93	Rehab vs. New MilCon Cost:	75.00%
BOS Index (RPMA vs population):	0.54	Info Management Account:	0.00%
(Indices are used as exponents)		MilCon Design Rate:	9.00%
Program Management Factor:	10.00%	MilCon SIOH Rate:	6.00%
Caretaker Admin(SF/Care):	162.00	MilCon Contingency Plan Rate:	5.00%
Mothball Cost (\$/SF):	1.25	MilCon Site Preparation Rate:	39.00%
Avg Bachelor Quarters(SF):	294.00	Discount Rate for NPV.RPT/ROI:	2.75%
Avg Family Quarters(SF):	1.00	Inflation Rate for NPV.RPT/ROI:	0.00%
APPDET.RPT Inflation Rates:			
1996: 0.00%	1997: 2.90%	1998: 3.00%	1999: 3.00%
		2000: 3.00%	2001: 3.00%

STANDARD FACTORS SCREEN THREE - TRANSPORTATION

Material/Assigned Person(Lb):	710	Equip Pack & Crate(\$/Ton):	284.00
HHG Per Off Family (Lb):	14,500.00	Mil Light Vehicle(\$/Mile):	0.31
HHG Per Enl Family (Lb):	9,000.00	Heavy/Spec Vehicle(\$/Mile):	3.38
HHG Per Mil Single (Lb):	6,400.00	POV Reimbursement(\$/Mile):	0.18
HHG Per Civilian (Lb):	18,000.00	Avg Mil Tour Length (Years):	4.17
Total HHG Cost (\$/100Lb):	35.00	Routine PCS(\$/Pers/Tour):	3,763.00
Air Transport (\$/Pass Mile):	0.20	One-Time Off PCS Cost(\$):	4,527.00
Misc Exp (\$/Direct Employ):	700.00	One-Time Enl PCS Cost(\$):	1,403.00

STANDARD FACTORS SCREEN FOUR - MILITARY CONSTRUCTION

Category	UM	\$/UM	Category	UM	\$/UM
Horizontal	(SY)	61	Optional Category A	()	0
Waterfront	(LF)	10,350	Optional Category B	()	0
Air Operations	(SF)	122	Optional Category C	()	0
Operational	(SF)	111	Optional Category D	()	0
Administrative	(SF)	123	Optional Category E	()	0
School Buildings	(SF)	108	Optional Category F	()	0
Maintenance Shops	(SF)	102	Optional Category G	()	0
Bachelor Quarters	(SF)	96	Optional Category H	()	0
Family Quarters	(EA)	78,750	Optional Category I	()	0
Covered Storage	(SF)	94	Optional Category J	()	0
Dining Facilities	(SF)	165	Optional Category K	()	0
Recreation Facilities	(SF)	120	Optional Category L	()	0
Communications Facil	(SF)	165	Optional Category M	()	0
Shipyard Maintenance	(SF)	129	Optional Category N	()	0
RDT & E Facilities	(SF)	160	Optional Category O	()	0
POL Storage	(BL)	12	Optional Category P	()	0
Ammunition Storage	(SF)	160	Optional Category Q	()	0
Medical Facilities	(SF)	168	Optional Category R	()	0
Environmental	()	0			

REDCOM REV 1 (Alt. #1)
Close REDCOM 10
5-26-0838-120 ,7

I certify that the information contained herein is accurate and complete to the best of my knowledge and belief.

MAJOR CLAIMANT/CNO ENDORSEMENT

T.F. HALL, RADM, USN
NAME (Please type or print)

TF Hall
Signature

COMMANDER, NAVAL RESERVE FORCE &
Title(s)

1/3/95
Date

DIRECTOR OF NAVAL RESERVE (N095)

BRAC-95 SCENARIO DEVELOPMENT DATA CALL
ENCLOSURE (1) - SCENARIO SUMMARY

Complete one copy of Enclosure (1) - Scenario Summary for the entire closure/realignment scenario.

Table 1-A: Scenario Description.

Scenario No.:	5-26-0838-120
Scenario Title:	REDCOM REV 1 (ALT #1)
Date:	13 DEC 94

Table 1-B: Point of Contact Information.

Name:	CDR L. SYKES, USNR
Organization/Code:	COMNAVRESFOR/40
Office Phone Number:	(504) 948-1998 DSN: 363-1998
Fax Number:	(504) 948-1999 DSN: 363-1999
Home Phone Number:	(504) 649-4284

Table 1-C: Losing/Gaining Bases Involved in Scenario.

Enclosure (1)

**BRAC-95 SCENARIO DEVELOPMENT DATA CALL
ENCLOSURE (1) - SCENARIO SUMMARY**

Table 1-C: Losing/Gaining Bases Involved in Scenario

Losing Base(s)	Gaining Base(s)	Workload/Missions Transferring
NSA NEW ORLEANS (REDCOM 10)	REDCOM 14 (MEMPHIS)	COMMAND SUBORDINATE
		ECHELON V AND VI ACTIVITIES,
		MANAGE SELRES TRAINING,
		RESOURCES, FACILITIES, AND
		EQUIPMENT WITHIN A
		MULTI-STATE REGION.
NSA NEW ORLEANS (REDCOM 10/DIRECTOR OF FACILITIES)	NAS JRB FT WORTH (REDCOM 11)	DIRECT, MANAGE, AND
		ADMINISTER FACILITIES
		WITHIN A MULTI-STATE
		REGION. (FUTURE COM-
		PONENT UIC OF COMNAV-SURFRESFOR)

R

Note:

Enclosure (1)

Complete a separate Enclosure (2) - Losing Base Questions for each "losing" base involved in the closure/realignment scenario. Make additional copies of this enclosure as necessary. Tables included in this enclosure are 2-A, 2-B, 2-C, 2-D, 2-E, and 2-F. Enter the Losing Base name in the block below:

Losing Base:	NSA NEW ORLEANS (REDCOM 10)
---------------------	-----------------------------

THE IDEAL NUMBER OF READINESS COMMANDS IS TEN (10). THE CLOSURE OF REDCOM 10 WOULD CREATE A EXCESSIVELY LARGE GEOGRAPHIC SPAN OF CONTROL FOR THE REMAINING NINE READINESS COMMANDS, ESPECIALLY IN THE SOUTHEAST (REDCOM 8) AND SOUTHWEST (REDCOM 11). IN THE CASE OF REDCOM 8, ALMOST 11,000 SELRES WOULD BE WITHIN ITS BORDERS AND THE COMMAND WOULD HAVE CONTROL OF 21 NAVAL RESERVE CENTERS - CREATING A NEED TO ADD ADDITIONAL FULL TIME SUPPORT STAFF FOR EFFECTIVE MANAGEMENT CONTROL. REDCOM 11 WOULD ALSO REQUIRE ADDITIONAL FULL TIME SUPPORT STAFF TO MANAGE 21 NAVAL RESERVE CENTERS. ITS GEOGRAPHICAL AREA OF RESPONSIBILITY WOULD COVER ALMOST TWO-THIRDS OF THE ENTIRE SOUTHERN PORTION OF THE ENTIRE U.S.! OTHER REDCOMS THROUGHOUT THE COUNTRY WOULD ALSO REQUIRE AN INCREASE IN FULL TIME SUPPORT STAFF TO SUPPORT ADDITIONAL NAVAL RESERVE CENTERS AND SELRES UNDER THEIR COGNIZANCE DUE TO THE DECREASE OF REDCOMS. A TENTH REDCOM WOULD ELIMINATE THE NEED TO ADD ADDITIONAL FULL TIME SUPPORT STAFF IN SUPPORT OF ECHELON FIVE AND SIX COMMANDS.

COMMANDER, NAVAL SURFACE RESERVE FORCE HAS RECENTLY INITIATED ACTION TO BRING THE DIRECTOR OF FACILITIES AT FIVE READINESS COMMANDS (INCLUDING REDCOM 10) UNDER THE COGNIZANCE OF COMMANDER, NAVAL SURFACE RESERVE FORCE AS A COMPONENT UIC. TRANSFERRING THE DIRECTOR OF FACILITIES TO REDCOM 11 AT NAS JRB FT WOOORTH WOULD PROVIDE MORE EFFECTIVE FACILITIES OVERSIGHT IN THE SOUTHWESTEN PORTION OF THE U.S. IF THAT DIRECTOR IS FORCED TO MOVE FROM NEW ORLEANS. NAS JRB FT WORTH (REDCOM 11) IS THE SECOND OPTIMUM LOCATION FOR THIS POSITION AFTER NEW ORLEANS, EVEN IF REDCOM 14 IS CREATED IN TN.

24
14 DEC 94

MEMORANDUM FOR 04

From: COMNAVRESFOR CODE 02

Subj: FULL TIME SUPPORT AT READINESS COMMANDS

1. Manpower requirements at readiness commands are determined through the utilization of OPNAV approved staffing standards which take into account the number of reserve centers and Selected Reserve (SELRES) personnel supported by the readiness command.
2. The reduction of readiness commands from thirteen to nine will necessitate an increase in manpower requirements at the remaining readiness commands. Overall increase of 12 officers and 16 enlisted personnel would be required per the staffing standard.


H. E. SPEARS
By direction

A-4

BRAC-95 SCENARIO DEVELOPMENT DATA CALL
Enclosure (2) - LOSING BASE QUESTIONS

Table 2-A: Disposition of Personnel - Detail Data.

Table 2-A: Disposition of Personnel - Detail Data

From Losing Base: NSA NEW ORLEANS (REDCOM 10)									
To Gaining Base: REDCOM 14 (MEMPHIS, TN)									
UIC	Name	Type	1996	1997	1998	1999	2000	2001	Total
69307	NAVRESRED COM REG 10	Officer	0	0	6	0	0	0	6
		Enlisted	0	0	16	0	0	0	16
		Civilian	0	0	11	0	0	0	11
		Mil Stu	0	0	0	0	0	0	0
		Officer							
		Enlisted							
		Civilian							
		Mil Stu							
		Officer							
		Enlisted							
		Civilian							
		Mil Stu							
		Officer							
		Enlisted							
		Civilian							
		Mil Stu							
	TOTAL	Officer	0	0	6	0	0	0	6
		Enlisted	0	0	16	0	0	0	16
		Civilian	0	0	11	0	0	0	11
		Mil Stu	0	0	0	0	0	0	0

R

R

Make additional copies of this table, or add rows to it, as necessary, to include each host/tenant activity which will be relocated.

Mil Stu = Military Students.

Table 2-A: Disposition of Personnel - Detail Data.

Table 2-A: Disposition of Personnel - Detail Data

From Losing Base: NSA NEW ORLEANS (REDCOM 10)									
To Gaining Base: NAS JRB FT WORTH (REDCOM 11)									
UIC	Name	Type	1996	1997	1998	1999	2000	2001	Total
68307	NAVRESREDCO M REG 10 (DIRECTOR OF FACILITIES STAFF ONLY)	Officer	0	0	1	0	0	0	1
		Enlisted	0	0	1	0	0	0	1
		Civilian	0	0	5	0	0	0	5
		Mil Stu	0	0	0	0	0	0	0
		Officer							
		Enlisted							
		Civilian							
		Mil Stu							
		Officer							
		Enlisted							
		Civilian							
		Mil Stu							
		Officer							
		Enlisted							
		Civilian							
		Mil Stu							
	TOTAL	Officer	0	0	1	0	0	0	1
Enlisted		0	0	1	0	0	0	1	
Civilian		0	0	5	0	0	0	5	
Mil Stu		0	0	0	0	0	0	0	

Make additional copies of this table, or add rows to it, as necessary, to include each host/tenant activity which will be relocated.

Mil Stu = Military Students.

**BRAC-95 SCENARIO DEVELOPMENT DATA CALL
Enclosure (2) - LOSING BASE QUESTIONS**

Table 2-B: Disposition of Personnel and Equipment - Summary.

Table 2-B: Disposition of Personnel and Equipment - Summary

From Losing Base: NSA NEW ORLEANS (REDCOM 10)							
To Gaining Base: REDCOM 14 (MEMPHIS, TN)							
	1996	1997	1998	1999	2000	2001	Total
Officer Billets	0	0	6	0	0	0	6
Enlisted Billets	0	0	16	0	0	0	16
Civilian Positions	0	0	11	0	0	0	11
Military Students							
Tons of Mission Equipment			2.5				2.5
Tons of Support Equipment							
Number of Light Vehicles			4				4
Number of Heavy Vehicles							

R

Supporting Data for Table 2-B. Use the space below to list the types of Mission Equipment, Support Equipment, Light Vehicles and Heavy Vehicles identified as required to be relocated in Table 2-B and the rationale for relocating this equipment. Attach additional sheets as necessary.

Type of Equipment/Vehicles

Rationale for Relocating

ADP EQUIPMENT
REDCOM VEHICLES

TRANSFER OF MISSION TO REDCOM 14

BRAC-95 SCENARIO DEVELOPMENT DATA CALL
Enclosure (2) - LOSING BASE QUESTIONS

Table 2-D: Manpower Reconciliation Data.

Table 2-D: Manpower Reconciliation Data

	Officers	Enlisted	Civilians	Mil Stu	Total
A. Begin FY 1996:	7	17	16	0	40
B. Force Structure Changes(+/-):	0	0	0	0	0
C. Prior BRAC Changes (+/-):	0	0	0	0	0
D. End FY 2001:	7	17	16	0	40
Moving to (List each Gaining Base):					
1. REDCOM 14 (MEMPHIS, TN)	6	16	11	0	33
2. NAS JRB FT WORTH (REDCOM 11)	1	1	5	0	7
3.					
4.					
5.					
6.					
7.					
8.					
9.					
10.					
E. Total Billets/Positions Moving:	7	17	16	0	40
F. Eliminated Billets/Positions:	0	0	0		0
G. Remaining at Losing Base:	0	0	0	0	0
H. Sum of Lines E, F, and G:	7	17	16	0	40

Notes:

**BRAC-95 SCENARIO DEVELOPMENT DATA CALL
Enclosure (2) - LOSING BASE QUESTIONS**

Table 2-E: Caretaker Requirements (Mothball Scenarios Only).

Table 2-E: Caretaker Requirements ("Mothball" Scenarios Only)

Losing Base Name:							
	1996	1997	1998	1999	2000	2001	Total
Military Caretakers							
Civilian Caretakers							

Table 2-F: Supporting Data:

a. Other One-Time Unique Costs.

Losing Base: _____

	<u>Cost</u>	<u>FY</u>	<u>Description</u>
1.			

b. Other One-Time Unique Savings.

Losing Base: _____

	<u>Cost</u>	<u>FY</u>	<u>Description</u>
1.			

c. One-Time Unique Moving Costs.

Losing Base: NSA NEW ORLEANS (REDCOM 10)

	<u>Cost</u>	<u>FY</u>	<u>Gaining Base</u>	<u>Description</u>
1.	\$373K	98	MEMPHIS, TN	RELOCATION OF CIVILIANS (REDCOM) PLANT & MINOR PROPERTY INCLUDING ADP
	\$150K	98	FT WORTH, TX	RELOCATION OF CIVILIANS (FACILITIES) PLANT & MINOR PROPERTY INCLUDING ADP

BRAC-95 SCENARIO DEVELOPMENT DATA CALL
Enclosure (2) - LOSING BASE QUESTIONS

j. Facility Shutdown.

Losing Base: NSA NEW ORLEANS (REDCOM 10)

Facility KSF Shutdown: ALL (16.5 KSF)

Summarize data shown in response to supporting data questions a. through j. above in the following table. Note that all entries must be shown in (\$000).

Table 2-F: Dynamic Base Information Summary

Losing Base: NSA NEW ORLEANS (REDCOM 10)								
		1996	1997	1998	1999	2000	2001	Total
a.	One-Time Unique Costs							NONE
b.	One-Time Unique Svgs							NONE
c.	One-Time Move Costs			\$523K				\$523K
d.	Net Mission Costs							NONE
e.	Net Mission Savings							NONE
f.	Misc Recur Costs							NONE
g.	Misc Recur Savings							NONE
h.	Land Sales							NONE
i.	Procurement Cost Avoid							NONE
j. Fac. Shutdown (KSF)		16.5						

**BRAC-95 SCENARIO DEVELOPMENT DATA CALL
ENCLOSURE (3) - GAINING BASE QUESTIONS**

Gaining Base:	REDCOM 14 (MEMPHIS, TN)
----------------------	-------------------------

FACILITIES DEPARTMENT WOULD MOVE INTO BLDG
BEING PLANNED FOR REDCOM 11 AND NRRC AT NAS JRB
FT WORTH

Table 3-A - Dynamic Base Information.

Table 3-A: Supporting Data

a. Other One-Time Unique Costs.

a. (1) Community Infrastructure Impacts.

Gaining Base: _____

	<u>Cost</u>	<u>FY</u>	<u>Location</u>	<u>Description</u>
1.				

a. (2) Other Unique One-Time Costs.

Gaining Base: _____

	<u>Cost</u>	<u>FY</u>	<u>Description</u>
1.			

b. Other One-Time Unique Savings.

Gaining Base: _____

	<u>Cost</u>	<u>FY</u>	<u>Description</u>
1.			

c. Environmental Mitigation.

Gaining Base: _____

**BRAC-95 SCENARIO DEVELOPMENT DATA CALL
ENCLOSURE (3) - GAINING BASE QUESTIONS**

Table 3-A: Dynamic Base Information

Gaining Base Name: REDCOM 14 (MEMPHIS, TN)								
		1996	1997	1998	1999	2000	2001	Total
a.	One-Time Unique Costs *							NONE
b.	One-Time Unique Savings							NONE
c.	Environ. Mitigation							NONE
d.	Misc. Recurring Costs							NONE
e.	Misc. Recurring Savings							NONE
f.	Land Purchases							NONE

Table 3-B - Military Construction Requirements.

**BRAC-95 SCENARIO DEVELOPMENT DATA CALL
ENCLOSURE (3) - GAINING BASE QUESTIONS**

Table 3-B: MILCON Requirements

Gaining Base Name: REDCOM 14 (MEMPHIS, TN)			
Category (Unit)	New Construction Requirement	Rehabilitation Requirement	Comment
Horizontal (SY)			
Berthing (FB)			
Air Maintenance (SF)			
Other Operations (SF)			
Administrative (SF)		13,000 SF	REHAB SPACE FOR REDCOM 14
Training (SF)			
Maintenance (SF)			
Bachelor Quarters (SF)			
Supply/Storage (SF)			
Dining Facilities (SF)			
Personnel Support (SF)			
Communications (SF)			
Ship Maintenance (SF)			
RDT&E (SF)			
POL Storage (BL)			
Ammo Storage (SF)			
Medical Facilities (SF)			
Environmental	\$	\$	
Other:			
-	\$	\$	
-	\$	\$	
-	\$	\$	

BRAC-95 SCENARIO DEVELOPMENT DATA CALL ATTACHMENT 1: BASE LOADING DATA



PART 5: TOTAL FACILITY SQUARE FEET. This is the total Class 2 facility square feet, excluding family housing, MWR and utilities, as reported in the Naval Facilities Assets Data Base (NFADB). This figure is used in determining the number of square feet which will be "shut down" as a result of the closure action.

Total Facility Square Feet (in thousands): *16.5*

PART 6: BASE OPERATING SUPPORT (BOS) COST DATA. This is the total BOS costs reported for the host and tenant activities in Data Call 66. Please review this data and ensure that it is consistent with FY 1996 OSD Submit budget data. If BOS cost data needs to be revised, specific revisions should be noted on a revised copy of the appropriate Data Call 66 table(s), which should then be returned with this data call response.

C	NAME	MAJOR CLAIMANT	***** O&M, etc. *****				***** DBOF *****				***** TOTAL *****					
			RPMA NONPAY	RPMA PAY	OBOS NONPAY	OBOS PAY	RPMA NONPAY	RPMA PAY	OBOS NONPAY	OBOS PAY	RPMA NONPAY	RPMA PAY	OBOS NONPAY	OBOS PAY		
	<i>* REDCOM 10 NEW</i>	<i>COMNAURESA</i>														
	<i>ORLEANS</i>															
		TOTALS:			<i>364K</i>	<i>784K</i>				<i>NA</i>	<i>NA</i>			<i>364K</i>	<i>784K</i>	

Please complete this table D
I
F

**BRAC-95 SCENARIO DEVELOPMENT DATA CALL
ATTACHMENT 1: BASE LOADING DATA**



REDCOM 10 New Orleans

PART 1: MANPOWER DATA - HOST AND TENANTS. This data is provided to assist you in identifying military billets and civilian positions which will either be relocated or eliminated as a result of closure or realignment. Officer (OFF), Enlisted (ENL) and Civilian (CIV) numbers reflect end strength, not on-board counts. The "Planned Force Structure - Reduction" column represents the difference between projected "Beginning of FY 1996" and projected "End of FY 2001" end strength. The source of this data is the UPERS/NAVCOMPT/CMC data bases in support of the FY 1996/1997 OSD Submit. Review this list and make any necessary annotations, including the addition or deletion of rows of data to accurately reflect the host and tenant population. Note that Military Students (STU) must be shown as an Average On-Board (AOB) count. If a significant student population is located at the activity, then all students need to be identified in this table. Student data need only be provided for the "End of FY 2001" column of the table. If any numbers are changed, please provide a revised set of totals at the end of the listing.

IIC	NAME	MAJOR CLAIMANT	BEGIN FY 1996				PLANNED FORCE STRUCTURE CHANGES				END FY 2001			
			OFF	ENL	CIV	STU	OFF	ENL	CIV	STU	OFF	ENL	CIV	STU
68307	REDCOM 10 NEW ORLEANS	COMNAUPRESFOR	7	17	16	0	0	0	0	0	7	17	16	0

Please complete this table



BRAC-95 CERTIFICATION

I certify that the information contained herein is accurate and complete to the best of my knowledge and belief.

CDR A. M. CLARK USNR

NAME (Please type or print)
BRAC COORDINATOR

A M Clark
Signature

14 Dec 94
Date

Title

N35

Division

N35B

Department

COMNAVSURFRESFOR

Activity





BRAC-95 CERTIFICATION

Reference: SECNAVNOTE 11000 of 08 December 1993

In accordance with policy set forth by the Secretary of the Navy, personnel of the Department of the Navy, uniformed and civilian, who provide information for use in the BRAC-95 process are required to provide a signed certification that states "I certify that the information contained herein is accurate and complete to the best of my knowledge and belief."

The signing of this certification constitutes a representation that the certifying official has reviewed the information and either (1) personally vouches for its accuracy and completeness or (2) has possession of, and is relying upon, a certification executed by a competent subordinate.

Each individual in your activity generating information for the BRAC-95 process must certify that information. Enclosure (1) to this attachment is provided for individual certifications and may be duplicated as necessary. You are directed to maintain those certifications at your activity for audit purposes. For purposes of this certification sheet, the commander of the activity will begin the certification process and each reporting senior in the Chain of Command reviewing the information will also sign this certification sheet. This sheet must remain attached to this package and be forwarded up the Chain of Command. Copies must be retained by each level in the Chain of Command for audit purposes.

A-16

I certify that the information contained herein is accurate and complete to the best of my knowledge and belief.

ACTIVITY COMMANDER

R. R. BUCKLEY CAPT USNR
NAME (Please type or print)
COMMANDER ACTING
Title
COMNAVSURFRESFOR
Activity

R. R. Buckley
Signature
14 DEC 1994
Date

Attachment Two

Document Separator

BRAC-95 Scenario Family Housing Data

Scenario No.:	5-26-0838-120
Losing Base:	REDCOM REV1
Date:	12/22/94

1. Percentage of Family Housing which can be shut down at the Losing Base:

___ 0 ___ %

2. Family Housing Construction Requirements at Gaining Bases:

Gaining Base Name	No. of New Units	No. of Existing Units to be Rehab.
NAS FT WORTH	0	

3. Purchase of Land at Gaining Bases for Family Housing Construction:

Gaining Base Name	No. of Acres	Cost (\$000)

4. Additional Comments:

No housing at losing site.


I certify that the information contained herein is accurate and complete to the best of my knowledge and belief.

MAJOR CLAIMANT LEVEL

J. E. BUFFINGTON, RADM, CEC, USN
NAME (Please type or print)

COMMANDER
Title

NAVAL FACILITIES ENGINEERING COMMAND
Activity



Signature
1/30/95
Date

I certify that the information contained herein is accurate and complete to the best of my knowledge and belief.

DEPUTY CHIEF OF NAVAL OPERATIONS (LOGISTICS)
DEPUTY CHIEF OF STAFF (INSTALLATIONS & LOGISTICS)

W. A. EARNER
NAME (Please type or print)

Title


Signature
2/14/95
Date

BRAC-95 CERTIFICATION

I certify that the information contained herein is accurate and complete to the best of my knowledge and belief.

Joseph C. Ward

NAME (Please type or print)

Housing Management Specialist

Title

JCWard

Signature

1/26/95

Date

Resource

Division

Family Housing

Department

NAVFACENGCOM

Activity

Enclosure (1)

Document Separator

BRAC-95 Scenario Development Data Call Tasking

Scenario Number:	5-26-0838-120
Scenario Title:	REDCOM - Rev 1
Due Date:	1400 EST, 15 December 1994

Description of Closure/Realignment Scenario

Close REDCOM 10, New Orleans.

Preparation of a Scenario Development Data Call response for the closure/realignment scenario described above is mandatory. The lead major claimant **may** submit a **separate, additional** Scenario Development Data Call response, which while not changing the base(s) identified as being closed/realigned, does identify alternative receiving sites. If an additional response is submitted, identify this response as Scenario Number 5-26-0838-120A.

BSAT Points of Contact

Any questions concerning this specific closure/realignment scenario should be addressed to CDR Hendrix at (703) 681-0460. General questions regarding COBRA or other costing issues should be addressed to Mr. David Wennergren at (703) 681-0466.

BRAC-95 SCENARIO DEVELOPMENT DATA CALL ATTACHMENT 1: BASE LOADING DATA

PART 5: TOTAL FACILITY SQUARE FEET. This is the total Class 2 facility square feet, excluding family housing, MWR and utilities, as reported in the Naval Facilities Assets Data Base (NFADB). This figure is used in determining the number of square feet which will be "shut down" as a result of the closure action.

Total Facility Square Feet (in thousands): **61**

PART 6: BASE OPERATING SUPPORT (BOS) COST DATA. This is the total BOS costs reported for the host and tenant activities in Data Call 66. Please review this data and ensure that it is consistent with FY 1996 OSD Submit budget data. If BOS cost data needs to be revised, specific revisions should be noted on a revised copy of the appropriate Data Call 66 table(s), which should then be returned with this data call response.

UIC	NAME	MAJOR CLAIMANT	***** O&M, etc. *****				***** DBOF *****				***** TOTAL *****			
			RPMA NONPAY	RPMA PAY	OBOS NONPAY	OBOS PAY	RPMA NONPAY	RPMA PAY	OBOS NONPAY	OBOS PAY	RPMA NONPAY	RPMA PAY	OBOS NONPAY	OBOS PAY
68348	REDCOM 9 MILLINGTON	COMNAVRESFOR	11	0	328	416	0	0	0	0	11	0	328	416
TOTALS:			11	0	328	416	0	0	0	0	11	0	328	416

**BRAC-95 SCENARIO DEVELOPMENT DATA CALL
ATTACHMENT 1: BASE LOADING DATA**

Activity: *REDCOM 10 New Orleans*

PART 1: MANPOWER DATA - HOST AND TENANTS. This data is provided to assist you in identifying military billets and civilian positions which will either be relocated or eliminated as a result of closure or realignment. Officer (OFF), Enlisted (ENL) and Civilian (CIV) numbers reflect end strength, not on-board counts. The "Planned Force Structure Reduction" column represents the difference between projected "Beginning of FY 1996" and projected "End of FY 2001" end strength. The source of this data is the BUPERS/NAVCOMPT/CMC data bases in support of the FY 1996/1997 OSD Submit. Review this list and make any necessary annotations, including the addition or deletion of lines of data to accurately reflect the host and tenant population. Note that Military Students (STU) must be shown as an Average On-Board (AOB) count. If a significant student population is located at the activity, then all students need to be identified in this table. Student data need only be provided for the "End of FY 2001" column of the table. If any numbers are changed, please provide a revised set of totals at the end of the listing.

UIC	NAME	MAJOR CLAIMANT	BEGIN FY 1996				PLANNED FORCE STRUCTURE CHANGES				END FY 2001			
			OFF	ENL	CIV	STU	OFF	ENL	CIV	STU	OFF	ENL	CIV	STU

Please complete this table

BRAC-95 SCENARIO DEVELOPMENT DATA CALL ATTACHMENT 1: BASE LOADING DATA

PART 5: TOTAL FACILITY SQUARE FEET. This is the total Class 2 facility square feet, excluding family housing, MWR and utilities, as reported in the Naval Facilities Assets Data Base (NFADB). This figure is used in determining the number of square feet which will be "shut down" as a result of the closure action.

Total Facility Square Feet (in thousands):

PART 6: BASE OPERATING SUPPORT (BOS) COST DATA. This is the total BOS costs reported for the host and tenant activities in Data Call 66. Please review this data and ensure that it is consistent with FY 1996 OSD Submit budget data. If BOS cost data needs to be revised, specific revisions should be noted on a revised copy of the appropriate Data Call 66 table(s), which should then be returned with this data call response.

UIC	NAME	MAJOR CLAIMANT	***** O&M, etc. *****				***** DBOF *****				***** TOTAL *****			
			RPMA NONPAY	RPMA PAY	OBOS NONPAY	OBOS PAY	RPMA NONPAY	RPMA PAY	OBOS NONPAY	OBOS PAY	RPMA NONPAY	RPMA PAY	OBOS NONPAY	OBOS PAY
		TOTALS:												

Please complete this table



Department of the Navy
Base Structure Analysis Team

Approved

BRAC-95 Scenario Development Data Call Tasking
URGENT

To: CDR Lee Sykes		
Organization: COMNAVRESUR		
Fax Number: 504-948-1999	Date: 12/13/94	Time: 1300

Complete a BRAC-95 Scenario Development Data Call response for the closure/realignment scenario(s) outlined on the next page. A Base Loading Data Attachment (Attachment One to the Scenario Development Data Call) for each losing base involved in the scenario has been provided with this fax tasking. General guidance in preparing data call responses is provided below. Specific guidance on the closure/realignment scenario is provided on the next page.

In developing your Data Call response, every effort should be made to minimize the costs associated with the closure action and to ensure that completion of the action takes place as rapidly as possible. The BSEC tasking for this scenario may include specific directions on the relocation of functions/organizations. In the absence of specific direction from the BSEC, only essential functions, equipment, etc., should be relocated. All others should be eliminated/excessed. To this end, for any activity identified as being relocated in your data call response (with the exception of relocations specifically identified by the BSEC), you must provide a detailed narrative explanation on the specific operational requirement that supports movement to another location as opposed to elimination of the activity.

As the lead major claimant for this data call response, it is your responsibility to ensure that all necessary coordination with other major claimants and consolidation/summarization of responses is completed prior to submitting a data call response. Contact the BSAT if you need a POC list for other major claimants.

As detailed in the Scenario Development Data Call format, the following data submission and certification procedures will be followed. An advance copy of the completed data call response, along with a major claimant-level certification, will be either hand carried or faxed to the BSAT by the lead major claimant. The original copy of the data call response must be forwarded, via the chain of command, as soon as possible thereafter.

Due date for submission of the advance copy of the data call response, along with POCs on the BSAT for this scenario, are provided on the next page. Every effort must be made to ensure that data calls are submitted on time. Primary fax number for the BSAT for Scenario Development Data Call responses is (703) 756-2172. An alternate fax number is (703) 756-2174. Due to the size of some of these data call responses, major claimants in the Washington, DC area should try to hand deliver, rather than fax their responses.

******* 48 Hour Turnaround Required *******

Number of Pages, including cover page: 2

URGENT

BRAC-95 Scenario Development Data Call Tasking

Base Loading Data Attachment

A Base Loading Data Attachment (Attachment One to the Scenario Development Data Call) is provided, with this fax, for each base in the scenario which is being considered for closure/realignment. See pages 3 - 4 of the Introduction to the Scenario Development Data Call, and the text accompanying each part of this Attachment, for more information on the use of the Base Loading Data Attachment in responding to Scenario Development Data Call taskings. The Base Loading Data Attachment is composed of the following seven parts (note that parts 5 and 6 are shown on the same page):

Part 1: Manpower Data - Host and Tenants. Table is a listing of the host activity and all tenant activities at the base. Manpower numbers (end strength) are shown for the start of FY 1996 (End FY 1995) and the end of FY 2001 (the difference between these two columns being the planned force structure changes).

Part 2: Manpower Data - Detachments. Table is a listing of detachments of the activity being considered for closure/realignment.

Part 3: Manpower Data - Special Use Areas. Table is a listing of "special use areas" of the activity being considered for closure/realignment.

Part 4: Manpower Data - Non-Department of the Navy (DON) Tenants. Table is a listing of the Non-DON tenant activities at the base.

Part 5: Total Facility Square Feet. Total Class 2 facility square feet at the base, excluding family housing, MWR and utilities, as reported in the Naval Facilities Assets Data Base(NFADB).

Part 6: Base Operating Support (BOS) Cost Data. FY 1996 BOS Costs, regardless of appropriation, as reported in Data Call 66 response(s).

Part 7: Contract Workyear Data. Contract Workyear data, as reported in Data Call 66 response(s).

If a blank page is printed rather than one of the "Parts" of the Base Loading Data Attachment, then no records were found for this particular table (e.g., the activity had no detachments, etc.).

BRAC-95 Scenario Development Data Call Tasking

Additional Guidance For Scenarios Involving Other Military Departments/Defense Agencies

In preparing BRAC-95 Scenario Development Data Call responses, the following additional guidance must be followed.

For any data call response that involves the movement of personnel/functions to an Army, Air Force or Defense Agency installation, the Scenario Development Data Call response must merely identify facility requirements associated with this relocation, rather than actually estimating whether any MILCON will be required at the receiving site. Specifically, identify the number of officer, enlisted, military students and/or civilian positions required to be relocated, any estimates of equipment to be relocated (excluding administrative equipment) and a complete set of facility requirements associated with the transfer (i.e., by type of facility, the number of square feet, etc., required to accommodate the transferring functions). Do not attempt to get information from the receiving site; the translation of these facility requirements into MILCON estimates will be obtained from the appropriate DoD Component's base closure office.

The following guidance will be followed when dealing with any Army, Air Force or Defense Agency tenant activities which need to be relocated as a result of a closure/realignment alternative. Do not ask these tenants to identify a relocation site. Instead, identify the name of the tenant, the number of officer, enlisted, military students and/or civilian positions required to be relocated, any estimates of equipment to be relocated (excluding administrative equipment) and a complete set of facility requirements associated with the transfer (i.e., by type of facility, the number of square feet, etc., required to accommodate the transferring functions).

Department : NAVY
 Option Package : REDCOM 10 NEW ORLEAN
 Scenario File : P:\COBRA\PRELIM\PRELIMS\RDCOM10B.CBR
 Std Fctrs File : P:\COBRA\N95OM.SFF

Starting Year : 1996
 Final Year : 1998
 ROI Year : 2016 (18 Years)

NPV in 2015(\$K): 46
 1-Time Cost(\$K): 3,054

Net Costs (\$K)	Constant Dollars		1998	1999	2000	2001	Total	Beyond
	1996	1997						
MilCon	360	2,111	0	0	0	0	2,471	0
Person	0	0	70	38	38	38	185	38
Overhd	28	21	43	-270	-270	-270	-717	-270
Moving	0	0	343	0	0	0	343	0
Missio	0	0	0	0	0	0	0	0
Other	100	0	0	0	0	0	100	0
TOTAL	488	2,132	456	-232	-232	-232	2,381	-232

	1996	1997	1998	1999	2000	2001	Total
POSITIONS ELIMINATED							
Off	0	0	0	0	0	0	0
Enl	0	0	0	0	0	0	0
Civ	0	0	0	0	0	0	0
TOT	0	0	0	0	0	0	0

	1996	1997	1998	1999	2000	2001	Total
POSITIONS REALIGNED							
Off	0	0	7	0	0	0	7
Enl	0	0	17	0	0	0	17
Stu	0	0	0	0	0	0	0
Civ	0	0	16	0	0	0	16
TOT	0	0	40	0	0	0	40

120B Nashville + JRB

Department : NAVY
 Option Package : REDCOM 10 NEW ORLEAN
 Scenario File : P:\COBRA\PRELIM\PRELIM5R\RDCOM10B.CBR
 Std Fctrs File : P:\COBRA\N95OM.SFF

Costs (\$K)	Constant Dollars		1998	1999	2000	2001	Total	Beyond
	1996	1997						
MilCon	360	2,111	0	0	0	0	2,471	0
Person	0	0	149	117	117	117	501	117
Overhd	28	21	53	16	16	16	151	16
Moving	0	0	365	0	0	0	365	0
Missio	0	0	0	0	0	0	0	0
Other	100	0	0	0	0	0	100	0
TOTAL	488	2,132	567	133	133	133	3,587	133

Savings (\$K)	Constant Dollars		1998	1999	2000	2001	Total	Beyond
	1996	1997						
MilCon	0	0	0	0	0	0	0	0
Person	0	0	79	79	79	79	316	79
Overhd	0	0	10	286	286	286	868	286
Moving	0	0	22	0	0	0	22	0
Missio	0	0	0	0	0	0	0	0
Other	0	0	0	0	0	0	0	0
TOTAL	0	0	111	365	365	365	1,206	365

TOTAL ONE-TIME COST REPORT (COBRA v5.08) - Page 1/4
 Data As Of 11:25 12/19/1994, Report Created 09:33 02/22/1995

Department : NAVY
 Option Package : REDCOM 10 NEW ORLEAN
 Scenario File : P:\COBRA\PRELIM\PRELIM5R\RDCOM10B.CBR
 Std Fctrs File : P:\COBRA\N950M.SFF

(All values in Dollars)

Category	Cost	Sub-Total
Construction		
Military Construction	2,300,641	
Family Housing Construction	0	
Information Management Account	0	
Land Purchases	170,000	
Total - Construction		2,470,641
Personnel		
Civilian RIF	19,822	
Civilian Early Retirement	9,149	
Civilian New Hires	0	
Eliminated Military PCS	0	
Unemployment	3,132	
Total - Personnel		32,103
Overhead		
Program Planning Support	64,981	
Mothball / Shutdown	21,250	
Total - Overhead		86,231
Moving		
Civilian Moving	250,023	
Civilian PPS	0	
Military Moving	103,765	
Freight	10,912	
One-Time Moving Costs	0	
Total - Moving		364,700
Other		
HAP / RSE	0	
Environmental Mitigation Costs	100,000	
One-Time Unique Costs	0	
Total - Other		100,000
Total One-Time Costs		3,053,676
One-Time Savings		
Military Construction Cost Avoidances	0	
Family Housing Cost Avoidances	0	
Military Moving	21,657	
Land Sales	0	
One-Time Moving Savings	0	
Environmental Mitigation Savings	0	
One-Time Unique Savings	0	
Total One-Time Savings		21,657
Total Net One-Time Costs		3,032,018

Department : NAVY
 Option Package : REDCOM 10 NEW ORLEAN
 Scenario File : P:\COBRA\PRELIM\PRELIM5R\RDCOM10B.CBR
 Std Fctrs File : P:\COBRA\N950M.SFF

Base: REDCOM 10 NEW ORLEAN, LA
 (All values in Dollars)

Category	Cost	Sub-Total
-----	-----	-----
Construction		
Military Construction	0	
Family Housing Construction	0	
Information Management Account	0	
Land Purchases	0	
Total - Construction		0
Personnel		
Civilian RIF	19,822	
Civilian Early Retirement	9,149	
Civilian New Hires	0	
Eliminated Military PCS	0	
Unemployment	3,132	
Total - Personnel		32,103
Overhead		
Program Planning Support	64,981	
Mothball / Shutdown	21,250	
Total - Overhead		86,231
Moving		
Civilian Moving	250,023	
Civilian PPS	0	
Military Moving	103,765	
Freight	10,912	
One-Time Moving Costs	0	
Total - Moving		364,700
Other		
HAP / RSE	0	
Environmental Mitigation Costs	0	
One-Time Unique Costs	0	
Total - Other		0

Total One-Time Costs		483,034

One-Time Savings		
Military Construction Cost Avoidances	0	
Family Housing Cost Avoidances	0	
Military Moving	21,657	
Land Sales	0	
One-Time Moving Savings	0	
Environmental Mitigation Savings	0	
One-Time Unique Savings	0	

Total One-Time Savings		21,657

Total Net One-Time Costs		461,377

Department : NAVY
 Option Package : REDCOM 10 NEW ORLEAN
 Scenario File : P:\COBRA\PRELIM\PRELIMSR\RDCOM10B.CBR
 Std Fctrs File : P:\COBRA\N950M.SFF

Base: REDCOM 14 NASHVILLE, TN
 (All values in Dollars)

Category	Cost	Sub-Total
-----	----	-----
Construction		
Military Construction	2,300,641	
Family Housing Construction	0	
Information Management Account	0	
Land Purchases	170,000	
Total - Construction		2,470,641
Personnel		
Civilian RIF	0	
Civilian Early Retirement	0	
Civilian New Hires	0	
Eliminated Military PCS	0	
Unemployment	0	
Total - Personnel		0
Overhead		
Program Planning Support	0	
Mothball / Shutdown	0	
Total - Overhead		0
Moving		
Civilian Moving	0	
Civilian PPS	0	
Military Moving	0	
Freight	0	
One-Time Moving Costs	0	
Total - Moving		0
Other		
HAP / RSE	0	
Environmental Mitigation Costs	100,000	
One-Time Unique Costs	0	
Total - Other		100,000

Total One-Time Costs		2,570,641

One-Time Savings		
Military Construction Cost Avoidances	0	
Family Housing Cost Avoidances	0	
Military Moving	0	
Land Sales	0	
One-Time Moving Savings	0	
Environmental Mitigation Savings	0	
One-Time Unique Savings	0	

Total One-Time Savings		0

Total Net One-Time Costs		2,570,641

Department : NAVY
 Option Package : REDCOM 10 NEW ORLEAN
 Scenario File : P:\COBRA\PRELIM\PRELIM5R\RDCOM10B.CBR
 Std Fctrs File : P:\COBRA\N950M.SFF

Base: NAS/JRB FORT WORTH, TX
 (All values in Dollars)

Category	Cost	Sub-Total
-----	----	-----
Construction		
Military Construction	0	
Family Housing Construction	0	
Information Management Account	0	
Land Purchases	0	
Total - Construction		0
Personnel		
Civilian RIF	0	
Civilian Early Retirement	0	
Civilian New Hires	0	
Eliminated Military PCS	0	
Unemployment	0	
Total - Personnel		0
Overhead		
Program Planning Support	0	
Mothball / Shutdown	0	
Total - Overhead		0
Moving		
Civilian Moving	0	
Civilian PPS	0	
Military Moving	0	
Freight	0	
One-Time Moving Costs	0	
Total - Moving		0
Other		
HAP / RSE	0	
Environmental Mitigation Costs	0	
One-Time Unique Costs	0	
Total - Other		0

Total One-Time Costs		0

One-Time Savings		
Military Construction Cost Avoidances	0	
Family Housing Cost Avoidances	0	
Military Moving	0	
Land Sales	0	
One-Time Moving Savings	0	
Environmental Mitigation Savings	0	
One-Time Unique Savings	0	

Total One-Time Savings		0

Total Net One-Time Costs		0

Department : NAVY
Option Package : REDCOM 10 NEW ORLEAN
Scenario File : P:\COBRA\PRELIM\PRELIMS\RDCOM10B.CBR
Std Fctrs File : P:\COBRA\N950M.SFF

All Costs in \$K

Base Name	Total MilCon	IMA Cost	Land Purch	Cost Avoid	Total Cost
REDCOM 10 NEW ORLEAN	0	0	0	0	0
REDCOM 14 NASHVILLE	2,301	0	170	0	2,471
NAS/JRB FORT WORTH	0	0	0	0	0
Totals:	2,301	0	170	0	2,471

Department : NAVY
 Option Package : REDCOM 10 NEW ORLEAN
 Scenario File : P:\COBRA\PRELIM\PRELIM5R\RDCOM10B.CBR
 Std Fctrs File : P:\COBRA\N950M.SFF

MilCon for Base: REDCOM 14 NASHVILLE, TN

All Costs in \$K

Description:	MilCon Categ	Using Rehab	Rehab Cost*	New MilCon	New Cost*	Total Cost*
ADMINISTRATION	ADMIN	0	0	13,000	2,301	2,301

Total Construction Cost: 2,301
 + Info Management Account: 0
 + Land Purchases: 170
 - Construction Cost Avoid: 0

TOTAL: 2,471

* All MilCon Costs include Design, Site Preparation, Contingency Planning, and SIOH Costs where applicable.

PERSONNEL SUMMARY REPORT (COBRA v5.08)
 Data As Of 11:25 12/19/1994, Report Created 09:33 02/22/1995

Department : NAVY
 Option Package : REDCOM 10 NEW ORLEAN
 Scenario File : P:\COBRA\PRELIM\PRELIM5R\RDCOM10B.CBR
 Std Fctrs File : P:\COBRA\N950M.SFF

PERSONNEL SUMMARY FOR: REDCOM 10 NEW ORLEAN, LA

BASE POPULATION (FY 1996, Prior to BRAC Action):

Officers	Enlisted	Students	Civilians
7	17	0	16

PERSONNEL REALIGNMENTS:

To Base: REDCOM 14 NASHVILLE, TN

	1996	1997	1998	1999	2000	2001	Total
Officers	0	0	6	0	0	0	6
Enlisted	0	0	16	0	0	0	16
Students	0	0	0	0	0	0	0
Civilians	0	0	11	0	0	0	11
TOTAL	0	0	33	0	0	0	33

To Base: NAS/JRB FORT WORTH, TX

	1996	1997	1998	1999	2000	2001	Total
Officers	0	0	1	0	0	0	1
Enlisted	0	0	1	0	0	0	1
Students	0	0	0	0	0	0	0
Civilians	0	0	5	0	0	0	5
TOTAL	0	0	7	0	0	0	7

TOTAL PERSONNEL REALIGNMENTS (Out of REDCOM 10 NEW ORLEAN, LA):

	1996	1997	1998	1999	2000	2001	Total
Officers	0	0	7	0	0	0	7
Enlisted	0	0	17	0	0	0	17
Students	0	0	0	0	0	0	0
Civilians	0	0	16	0	0	0	16
TOTAL	0	0	40	0	0	0	40

BASE POPULATION (After BRAC Action):

Officers	Enlisted	Students	Civilians
0	0	0	0

PERSONNEL SUMMARY FOR: REDCOM 14 NASHVILLE, TN

BASE POPULATION (FY 1996, Prior to BRAC Action):

Officers	Enlisted	Students	Civilians
0	0	0	0

PERSONNEL REALIGNMENTS:

From Base: REDCOM 10 NEW ORLEAN, LA

	1996	1997	1998	1999	2000	2001	Total
Officers	0	0	6	0	0	0	6
Enlisted	0	0	16	0	0	0	16
Students	0	0	0	0	0	0	0
Civilians	0	0	11	0	0	0	11
TOTAL	0	0	33	0	0	0	33

TOTAL PERSONNEL REALIGNMENTS (Into REDCOM 14 NASHVILLE, TN):

	1996	1997	1998	1999	2000	2001	Total
Officers	0	0	6	0	0	0	6
Enlisted	0	0	16	0	0	0	16
Students	0	0	0	0	0	0	0
Civilians	0	0	11	0	0	0	11
TOTAL	0	0	33	0	0	0	33

Department : NAVY
 Option Package : REDCOM 10 NEW ORLEAN
 Scenario File : P:\COBRA\PRELIM\PRELIM5R\RDCOM10B.CBR
 Std Fctrs File : P:\COBRA\N950M.SFF

BASE POPULATION (After BRAC Action):

Officers	Enlisted	Students	Civilians
6	16	0	11

PERSONNEL SUMMARY FOR: NAS/JRB FORT WORTH, TX

BASE POPULATION (FY 1996, Prior to BRAC Action):

Officers	Enlisted	Students	Civilians
190	1,790	0	283

PERSONNEL REALIGNMENTS:

From Base: REDCOM 10 NEW ORLEAN, LA

	1996	1997	1998	1999	2000	2001	Total
Officers	0	0	1	0	0	0	1
Enlisted	0	0	1	0	0	0	1
Students	0	0	0	0	0	0	0
Civilians	0	0	5	0	0	0	5
TOTAL	0	0	7	0	0	0	7

TOTAL PERSONNEL REALIGNMENTS (Into NAS/JRB FORT WORTH, TX):

	1996	1997	1998	1999	2000	2001	Total
Officers	0	0	1	0	0	0	1
Enlisted	0	0	1	0	0	0	1
Students	0	0	0	0	0	0	0
Civilians	0	0	5	0	0	0	5
TOTAL	0	0	7	0	0	0	7

BASE POPULATION (After BRAC Action):

Officers	Enlisted	Students	Civilians
191	1,791	0	288

TOTAL PERSONNEL IMPACT REPORT (COBRA v5.08) - Page 1/4
 Data As Of 11:25 12/19/1994, Report Created 09:33 02/22/1995

Department : NAVY
 Option Package : REDCOM 10 NEW ORLEAN
 Scenario File : P:\COBRA\PRELIM\PRELIM5R\RDCOM10B.CBR
 Std Fctrs File : P:\COBRA\N95OM.SFF

	Rate	1996	1997	1998	1999	2000	2001	Total
CIVILIAN POSITIONS REALIGNING OUT		0	0	16	0	0	0	16
Early Retirement*	10.00%	0	0	2	0	0	0	2
Regular Retirement*	5.00%	0	0	1	0	0	0	1
Civilian Turnover*	15.00%	0	0	3	0	0	0	3
Civs Not Moving (RIFs)*+		0	0	1	0	0	0	1
Civilians Moving (the remainder)		0	0	9	0	0	0	9
Civilian Positions Available		0	0	7	0	0	0	7
CIVILIAN POSITIONS ELIMINATED		0	0	0	0	0	0	0
Early Retirement	10.00%	0	0	0	0	0	0	0
Regular Retirement	5.00%	0	0	0	0	0	0	0
Civilian Turnover	15.00%	0	0	0	0	0	0	0
Civs Not Moving (RIFs)*+		0	0	0	0	0	0	0
Priority Placement#	60.00%	0	0	0	0	0	0	0
Civilians Available to Move		0	0	0	0	0	0	0
Civilians Moving		0	0	0	0	0	0	0
Civilian RIFs (the remainder)		0	0	0	0	0	0	0
CIVILIAN POSITIONS REALIGNING IN		0	0	16	0	0	0	16
Civilians Moving		0	0	9	0	0	0	9
New Civilians Hired		0	0	7	0	0	0	7
Other Civilian Additions		0	0	0	0	0	0	0
TOTAL CIVILIAN EARLY RETIRMENTS		0	0	2	0	0	0	2
TOTAL CIVILIAN RIFs		0	0	1	0	0	0	1
TOTAL CIVILIAN PRIORITY PLACEMENTS#		0	0	0	0	0	0	0
TOTAL CIVILIAN NEW HIRES		0	0	7	0	0	0	7

* Early Retirements, Regular Retirements, Civilian Turnover, and Civilians Not Willing to Move are not applicable for moves under fifty miles.

+ The Percentage of Civilians Not Willing to Move (Voluntary RIFs) varies from base to base.

Not all Priority Placements involve a Permanent Change of Station. The rate of PPS placements involving a PCS is 50.00%

Department : NAVY
 Option Package : REDCOM 10 NEW ORLEAN
 Scenario File : P:\COBRA\PRELIM\PRELIM5R\RDCOM10B.CBR
 Std Fctrs File : P:\COBRA\N950M.SFF

Base: REDCOM 10 NEW ORLEAN, LA Rate	1996	1997	1998	1999	2000	2001	Total
CIVILIAN POSITIONS REALIGNING OUT	0	0	16	0	0	0	16
Early Retirement* 10.00%	0	0	2	0	0	0	2
Regular Retirement* 5.00%	0	0	1	0	0	0	1
Civilian Turnover* 15.00%	0	0	3	0	0	0	3
Civs Not Moving (RIFs)* 6.00%	0	0	1	0	0	0	1
Civilians Moving (the remainder)	0	0	9	0	0	0	9
Civilian Positions Available	0	0	7	0	0	0	7
CIVILIAN POSITIONS ELIMINATED	0	0	0	0	0	0	0
Early Retirement 10.00%	0	0	0	0	0	0	0
Regular Retirement 5.00%	0	0	0	0	0	0	0
Civilian Turnover 15.00%	0	0	0	0	0	0	0
Civs Not Moving (RIFs)* 6.00%	0	0	0	0	0	0	0
Priority Placement# 60.00%	0	0	0	0	0	0	0
Civilians Available to Move	0	0	0	0	0	0	0
Civilians Moving	0	0	0	0	0	0	0
Civilian RIFs (the remainder)	0	0	0	0	0	0	0
CIVILIAN POSITIONS REALIGNING IN	0	0	0	0	0	0	0
Civilians Moving	0	0	0	0	0	0	0
New Civilians Hired	0	0	0	0	0	0	0
Other Civilian Additions	0	0	0	0	0	0	0
TOTAL CIVILIAN EARLY RETIRMENTS	0	0	2	0	0	0	2
TOTAL CIVILIAN RIFS	0	0	1	0	0	0	1
TOTAL CIVILIAN PRIORITY PLACEMENTS#	0	0	0	0	0	0	0
TOTAL CIVILIAN NEW HIRES	0	0	0	0	0	0	0

* Early Retirements, Regular Retirements, Civilian Turnover, and Civilians Not Willing to Move are not applicable for moves under fifty miles.

Not all Priority Placements involve a Permanent Change of Station. The rate of PPS placements involving a PCS is 50.00%

Department : NAVY
 Option Package : REDCOM 10 NEW ORLEAN
 Scenario File : P:\COBRA\PRELIM\PRELIMS\RDCOM10B.CBR
 Std Fctrs File : P:\COBRA\N950M.SFF

Base: REDCOM 14 NASHVILLE, TN	Rate	1996	1997	1998	1999	2000	2001	Total
CIVILIAN POSITIONS REALIGNING OUT		0	0	0	0	0	0	0
Early Retirement*	10.00%	0	0	0	0	0	0	0
Regular Retirement*	5.00%	0	0	0	0	0	0	0
Civilian Turnover*	15.00%	0	0	0	0	0	0	0
Civs Not Moving (RIFs)*	6.00%	0	0	0	0	0	0	0
Civilians Moving (the remainder)		0	0	0	0	0	0	0
Civilian Positions Available		0	0	0	0	0	0	0
CIVILIAN POSITIONS ELIMINATED		0	0	0	0	0	0	0
Early Retirement	10.00%	0	0	0	0	0	0	0
Regular Retirement	5.00%	0	0	0	0	0	0	0
Civilian Turnover	15.00%	0	0	0	0	0	0	0
Civs Not Moving (RIFs)*	6.00%	0	0	0	0	0	0	0
Priority Placement#	60.00%	0	0	0	0	0	0	0
Civilians Available to Move		0	0	0	0	0	0	0
Civilians Moving		0	0	0	0	0	0	0
Civilian RIFs (the remainder)		0	0	0	0	0	0	0
CIVILIAN POSITIONS REALIGNING IN		0	0	11	0	0	0	11
Civilians Moving		0	0	6	0	0	0	6
New Civilians Hired		0	0	5	0	0	0	5
Other Civilian Additions		0	0	0	0	0	0	0
TOTAL CIVILIAN EARLY RETIRMENTS		0	0	0	0	0	0	0
TOTAL CIVILIAN RIFs		0	0	0	0	0	0	0
TOTAL CIVILIAN PRIORITY PLACEMENTS#		0	0	0	0	0	0	0
TOTAL CIVILIAN NEW HIRES		0	0	5	0	0	0	5

* Early Retirements, Regular Retirements, Civilian Turnover, and Civilians Not Willing to Move are not applicable for moves under fifty miles.

Not all Priority Placements involve a Permanent Change of Station. The rate of PPS placements involving a PCS is 50.00%

Department : NAVY
 Option Package : REDCOM 10 NEW ORLEAN
 Scenario File : P:\COBRA\PRELIM\PRELIM5R\RDCOM10B.CBR
 Std Fctrs File : P:\COBRA\N950M.SFF

Base: NAS/JRB FORT WORTH, TX	Rate	1996	1997	1998	1999	2000	2001	Total
CIVILIAN POSITIONS REALIGNING OUT		0	0	0	0	0	0	0
Early Retirement*	10.00%	0	0	0	0	0	0	0
Regular Retirement*	5.00%	0	0	0	0	0	0	0
Civilian Turnover*	15.00%	0	0	0	0	0	0	0
Civs Not Moving (RIFs)*	6.00%	0	0	0	0	0	0	0
Civilians Moving (the remainder)		0	0	0	0	0	0	0
Civilian Positions Available		0	0	0	0	0	0	0
CIVILIAN POSITIONS ELIMINATED		0	0	0	0	0	0	0
Early Retirement	10.00%	0	0	0	0	0	0	0
Regular Retirement	5.00%	0	0	0	0	0	0	0
Civilian Turnover	15.00%	0	0	0	0	0	0	0
Civs Not Moving (RIFs)*	6.00%	0	0	0	0	0	0	0
Priority Placement#	60.00%	0	0	0	0	0	0	0
Civilians Available to Move		0	0	0	0	0	0	0
Civilians Moving		0	0	0	0	0	0	0
Civilian RIFs (the remainder)		0	0	0	0	0	0	0
CIVILIAN POSITIONS REALIGNING IN		0	0	5	0	0	0	5
Civilians Moving		0	0	3	0	0	0	3
New Civilians Hired		0	0	2	0	0	0	2
Other Civilian Additions		0	0	0	0	0	0	0
TOTAL CIVILIAN EARLY RETIRMENTS		0	0	0	0	0	0	0
TOTAL CIVILIAN RIFS		0	0	0	0	0	0	0
TOTAL CIVILIAN PRIORITY PLACEMENTS#		0	0	0	0	0	0	0
TOTAL CIVILIAN NEW HIRES		0	0	2	0	0	0	2

* Early Retirements, Regular Retirements, Civilian Turnover, and Civilians Not Willing to Move are not applicable for moves under fifty miles.

Not all Priority Placements involve a Permanent Change of Station. The rate of PPS placements involving a PCS is 50.00%

TOTAL APPROPRIATIONS DETAIL REPORT (COBRA v5.08) - Page 1/12
 Data As of 11:25 12/19/1994, Report Created 09:33 02/22/1995

Department : NAVY
 Option Package : REDCOM 10 NEW ORLEAN
 Scenario File : P:\COBRA\PRELIM\PRELIM5R\RD COM10B.CBR
 Std Fctrs File : P:\COBRA\N950M.SFF

ONE-TIME COSTS -----(\$K)-----	1996	1997	1998	1999	2000	2001	Total
-----	-----	-----	-----	-----	-----	-----	-----
CONSTRUCTION							
MILCON	190	2,111	0	0	0	0	2,301
Fam Housing	0	0	0	0	0	0	0
Land Purch	170	0	0	0	0	0	170
O&M							
CIV SALARY							
Civ RIF	0	0	20	0	0	0	20
Civ Retire	0	0	9	0	0	0	9
CIV MOVING							
Per Diem	0	0	26	0	0	0	26
POV Miles	0	0	1	0	0	0	1
Home Purch	0	0	97	0	0	0	97
HHG	0	0	60	0	0	0	60
Misc	0	0	6	0	0	0	6
House Hunt	0	0	18	0	0	0	18
PPS	0	0	0	0	0	0	0
RITA	0	0	42	0	0	0	42
FREIGHT							
Packing	0	0	8	0	0	0	8
Freight	0	0	2	0	0	0	2
Vehicles	0	0	0	0	0	0	0
Driving	0	0	1	0	0	0	1
Unemployment	0	0	3	0	0	0	3
OTHER							
Program Plan	28	21	16	0	0	0	65
Shutdown	0	0	21	0	0	0	21
New Hire	0	0	0	0	0	0	0
1-Time Move	0	0	0	0	0	0	0
MIL PERSONNEL							
MIL MOVING							
Per Diem	0	0	3	0	0	0	3
POV Miles	0	0	2	0	0	0	2
HHG	0	0	81	0	0	0	81
Misc	0	0	17	0	0	0	17
OTHER							
Elim PCS	0	0	0	0	0	0	0
OTHER							
HAP / RSE	0	0	0	0	0	0	0
Environmental	100	0	0	0	0	0	100
Info Manage	0	0	0	0	0	0	0
1-Time Other	0	0	0	0	0	0	0
TOTAL ONE-TIME	488	2,132	434	0	0	0	3,054

TOTAL APPROPRIATIONS DETAIL REPORT (COBRA v5.08) - Page 2/12
 Data As Of 11:25 12/19/1994, Report Created 09:33 02/22/1995

Department : NAVY
 Option Package : REDCOM 10 NEW ORLEAN
 Scenario File : P:\COBRA\PRELIM\PRELIM5R\RDCOM10B.CBR
 Std Fctrs File : P:\COBRA\N950M.SFF

RECURRINGCOSTS	1996	1997	1998	1999	2000	2001	Total	Beyond
-----(\$K)-----	----	----	----	----	----	----	-----	-----
FAM HOUSE OPS	0	0	0	0	0	0	0	0
O&M								
RPMA	0	0	15	15	15	15	61	15
BOS	0	0	1	1	1	1	4	1
Unique Operat	0	0	0	0	0	0	0	0
Civ Salary	0	0	0	0	0	0	0	0
CHAMPUS	0	0	0	0	0	0	0	0
Caretaker	0	0	0	0	0	0	0	0
MIL PERSONNEL								
Off Salary	0	0	0	0	0	0	0	0
Enl Salary	0	0	0	0	0	0	0	0
House Allow	0	0	117	117	117	117	468	117
OTHER								
Mission	0	0	0	0	0	0	0	0
Misc Recur	0	0	0	0	0	0	0	0
Unique Other	0	0	0	0	0	0	0	0
TOTAL RECUR	0	0	133	133	133	133	533	133
TOTAL COST	488	2,132	567	133	133	133	3,587	133
ONE-TIME SAVES	1996	1997	1998	1999	2000	2001	Total	
-----(\$K)-----	----	----	----	----	----	----	-----	
CONSTRUCTION								
MILCON	0	0	0	0	0	0	0	
Fam Housing	0	0	0	0	0	0	0	
O&M								
1-Time Move	0	0	0	0	0	0	0	
MIL PERSONNEL								
Mil Moving	0	0	22	0	0	0	22	
OTHER								
Land Sales	0	0	0	0	0	0	0	
Environmental	0	0	0	0	0	0	0	
1-Time Other	0	0	0	0	0	0	0	
TOTAL ONE-TIME	0	0	22	0	0	0	22	
RECURRINGSAVES	1996	1997	1998	1999	2000	2001	Total	Beyond
-----(\$K)-----	----	----	----	----	----	----	-----	-----
FAM HOUSE OPS	0	0	0	0	0	0	0	0
O&M								
RPMA	0	0	10	22	22	22	76	22
BOS	0	0	0	264	264	264	792	264
Unique Operat	0	0	0	0	0	0	0	0
Civ Salary	0	0	0	0	0	0	0	0
CHAMPUS	0	0	0	0	0	0	0	0
MIL PERSONNEL								
Off Salary	0	0	0	0	0	0	0	0
Enl Salary	0	0	0	0	0	0	0	0
House Allow	0	0	79	79	79	79	316	79
OTHER								
Procurement	0	0	0	0	0	0	0	0
Mission	0	0	0	0	0	0	0	0
Misc Recur	0	0	0	0	0	0	0	0
Unique Other	0	0	0	0	0	0	0	0
TOTAL RECUR	0	0	89	365	365	365	1,184	365
TOTAL SAVINGS	0	0	111	365	365	365	1,206	365

TOTAL APPROPRIATIONS DETAIL REPORT (COBRA v5.08) - Page 3/12
 Data As Of 11:25 12/19/1994, Report Created 09:33 02/22/1995

Department : NAVY
 Option Package : REDCOM 10 NEW ORLEAN
 Scenario File : P:\COBRA\PRELIM\PRELIM5R\RDCOM10B.CBR
 Std Fctrs File : P:\COBRA\N950M.SFF

ONE-TIME NET -----(\$K)-----	1996	1997	1998	1999	2000	2001	Total	
CONSTRUCTION								
MILCON	190	2,111	0	0	0	0	2,301	
Fam Housing	0	0	0	0	0	0	0	
O&M								
Civ Retir/RIF	0	0	29	0	0	0	29	
Civ Moving	0	0	261	0	0	0	261	
Other	28	21	40	0	0	0	89	
MIL PERSONNEL								
Mil Moving	0	0	82	0	0	0	82	
OTHER								
HAP / RSE	0	0	0	0	0	0	0	
Environmental	100	0	0	0	0	0	100	
Info Manage	0	0	0	0	0	0	0	
1-Time Other	0	0	0	0	0	0	0	
Land	170	0	0	0	0	0	170	
TOTAL ONE-TIME	488	2,132	412	0	0	0	3,032	
RECURRING NET -----(\$K)-----	1996	1997	1998	1999	2000	2001	Total	Beyond
FAM HOUSE OPS	0	0	0	0	0	0	0	0
O&M								
RPMA	0	0	5	-7	-7	-7	-15	-7
BOS	0	0	1	-263	-263	-263	-788	-263
Unique Operat	0	0	0	0	0	0	0	0
Caretaker	0	0	0	0	0	0	0	0
Civ Salary	0	0	0	0	0	0	0	0
CHAMPUS	0	0	0	0	0	0	0	0
MIL PERSONNEL								
Mil Salary	0	0	0	0	0	0	0	0
House Allow	0	0	38	38	38	38	152	38
OTHER								
Procurement	0	0	0	0	0	0	0	0
Mission	0	0	0	0	0	0	0	0
Misc Recur	0	0	0	0	0	0	0	0
Unique Other	0	0	0	0	0	0	0	0
TOTAL RECUR	0	0	44	-232	-232	-232	-651	-232
TOTAL NET COST	488	2,132	456	-232	-232	-232	2,381	-232

APPROPRIATIONS DETAIL REPORT (COBRA v5.08) - Page 4/12
 Data As Of 11:25 12/19/1994, Report Created 09:33 02/22/1995

Department : NAVY
 Option Package : REDCOM 10 NEW ORLEAN
 Scenario File : P:\COBRA\PRELIM\PRELIM5R\RDCOM10B.CBR
 Std Fctrs File : P:\COBRA\N950M.SFF

Base: REDCOM 10 NEW ORLEAN, LA	1996	1997	1998	1999	2000	2001	Total
ONE-TIME COSTS	-----	-----	-----	-----	-----	-----	-----
-----(\$K)-----							
CONSTRUCTION							
MILCON	0	0	0	0	0	0	0
Fam Housing	0	0	0	0	0	0	0
Land Purch	0	0	0	0	0	0	0
O&M							
CIV SALARY							
Civ RIFs	0	0	20	0	0	0	20
Civ Retire	0	0	9	0	0	0	9
CIV MOVING							
Per Diem	0	0	26	0	0	0	26
POV Miles	0	0	1	0	0	0	1
Home Purch	0	0	97	0	0	0	97
HHG	0	0	60	0	0	0	60
Misc	0	0	6	0	0	0	6
House Hunt	0	0	18	0	0	0	18
PPS	0	0	0	0	0	0	0
RITA	0	0	42	0	0	0	42
FREIGHT							
Packing	0	0	8	0	0	0	8
Freight	0	0	2	0	0	0	2
Vehicles	0	0	0	0	0	0	0
Driving	0	0	1	0	0	0	1
Unemployment	0	0	3	0	0	0	3
OTHER							
Program Plan	28	21	16	0	0	0	65
Shutdown	0	0	21	0	0	0	21
New Hires	0	0	0	0	0	0	0
1-Time Move	0	0	0	0	0	0	0
MIL PERSONNEL							
MIL MOVING							
Per Diem	0	0	3	0	0	0	3
POV Miles	0	0	2	0	0	0	2
HHG	0	0	81	0	0	0	81
Misc	0	0	17	0	0	0	17
OTHER							
Elim PCS	0	0	0	0	0	0	0
OTHER							
HAP / RSE	0	0	0	0	0	0	0
Environmental	0	0	0	0	0	0	0
Info Manage	0	0	0	0	0	0	0
1-Time Other	0	0	0	0	0	0	0
TOTAL ONE-TIME	28	21	434	0	0	0	483

APPROPRIATIONS DETAIL REPORT (COBRA v5.08) - Page 5/12
 Data As Of 11:25 12/19/1994, Report Created 09:33 02/22/1995

Department : NAVY
 Option Package : REDCOM 10 NEW ORLEAN
 Scenario File : P:\COBRA\PRELIM\PRELIM5R\RDCOM10B.CBR
 Std Fctrs File : P:\COBRA\N950M.SFF

Base: REDCOM 10 NEW ORLEAN, LA

RECURRINGCOSTS -----(\$K)-----	1996	1997	1998	1999	2000	2001	Total	Beyond
FAM HOUSE OPS	0	0	0	0	0	0	0	0
O&M								
RPMA	0	0	0	0	0	0	0	0
BOS	0	0	0	0	0	0	0	0
Unique Operat	0	0	0	0	0	0	0	0
Civ Salary	0	0	0	0	0	0	0	0
CHAMPUS	0	0	0	0	0	0	0	0
Caretaker	0	0	0	0	0	0	0	0
MIL PERSONNEL								
Off Salary	0	0	0	0	0	0	0	0
Enl Salary	0	0	0	0	0	0	0	0
House Allow	0	0	0	0	0	0	0	0
OTHER								
Mission	0	0	0	0	0	0	0	0
Misc Recur	0	0	0	0	0	0	0	0
Unique Other	0	0	0	0	0	0	0	0
TOTAL RECUR	0	0	0	0	0	0	0	0
TOTAL COSTS	28	21	434	0	0	0	483	0
ONE-TIME SAVES -----(\$K)-----	1996	1997	1998	1999	2000	2001	Total	
CONSTRUCTION								
MILCON	0	0	0	0	0	0	0	
Fam Housing	0	0	0	0	0	0	0	
O&M								
1-Time Move	0	0	0	0	0	0	0	
MIL PERSONNEL								
Mil Moving	0	0	22	0	0	0	22	
OTHER								
Land Sales	0	0	0	0	0	0	0	
Environmental	0	0	0	0	0	0	0	
1-Time Other	0	0	0	0	0	0	0	
TOTAL ONE-TIME	0	0	22	0	0	0	22	
RECURRINGSAVES -----(\$K)-----	1996	1997	1998	1999	2000	2001	Total	Beyond
FAM HOUSE OPS	0	0	0	0	0	0	0	0
O&M								
RPMA	0	0	10	22	22	22	76	22
BOS	0	0	0	264	264	264	792	264
Unique Operat	0	0	0	0	0	0	0	0
Civ Salary	0	0	0	0	0	0	0	0
CHAMPUS	0	0	0	0	0	0	0	0
MIL PERSONNEL								
Off Salary	0	0	0	0	0	0	0	0
Enl Salary	0	0	0	0	0	0	0	0
House Allow	0	0	79	79	79	79	316	79
OTHER								
Procurement	0	0	0	0	0	0	0	0
Mission	0	0	0	0	0	0	0	0
Misc Recur	0	0	0	0	0	0	0	0
Unique Other	0	0	0	0	0	0	0	0
TOTAL RECUR	0	0	89	365	365	365	1,184	365
TOTAL SAVINGS	0	0	111	365	365	365	1,206	365

APPROPRIATIONS DETAIL REPORT (COBRA v5.08) - Page 6/12
 Data As Of 11:25 12/19/1994, Report Created 09:33 02/22/1995

Department : NAVY
 Option Package : REDCOM 10 NEW ORLEAN
 Scenario File : P:\COBRA\PRELIM\PRELIM5R\RDCOM10B.CBR
 Std Fctrs File : P:\COBRA\N950M.SFF

Base: REDCOM 10 NEW ORLEAN, LA

ONE-TIME NET -----(\$K)-----	1996	1997	1998	1999	2000	2001	Total	
CONSTRUCTION								
MILCON	0	0	0	0	0	0	0	
Fam Housing	0	0	0	0	0	0	0	
O&M								
Civ Retir/RIF	0	0	29	0	0	0	29	
Civ Moving	0	0	261	0	0	0	261	
Other	28	21	40	0	0	0	89	
MIL PERSONNEL								
Mil Moving	0	0	82	0	0	0	82	
OTHER								
HAP / RSE	0	0	0	0	0	0	0	
Environmental	0	0	0	0	0	0	0	
Info Manage	0	0	0	0	0	0	0	
1-Time Other	0	0	0	0	0	0	0	
Land	0	0	0	0	0	0	0	
TOTAL ONE-TIME	28	21	412	0	0	0	461	
RECURRING NET -----(\$K)-----	1996	1997	1998	1999	2000	2001	Total	Beyond
FAM HOUSE OPS	0	0	0	0	0	0	0	0
O&M								
RPMA	0	0	-10	-22	-22	-22	-76	-22
BOS	0	0	0	-264	-264	-264	-792	-264
Unique Operat	0	0	0	0	0	0	0	0
Caretaker	0	0	0	0	0	0	0	0
Civ Salary	0	0	0	0	0	0	0	0
CHAMPUS	0	0	0	0	0	0	0	0
MIL PERSONNEL								
Mil Salary	0	0	0	0	0	0	0	0
House Allow	0	0	-79	-79	-79	-79	-316	-79
OTHER								
Procurement	0	0	0	0	0	0	0	0
Mission	0	0	0	0	0	0	0	0
Misc Recur	0	0	0	0	0	0	0	0
Unique Other	0	0	0	0	0	0	0	0
TOTAL RECUR	0	0	-89	-365	-365	-365	-1,184	-365
TOTAL NET COST	28	21	323	-365	-365	-365	-723	-365

APPROPRIATIONS DETAIL REPORT (COBRA v5.08) - Page 7/12
 Data As Of 11:25 12/19/1994, Report Created 09:33 02/22/1995

Department : NAVY
 Option Package : REDCOM 10 NEW ORLEAN
 Scenario File : P:\COBRA\PRELIM\PRELIM5R\RDCOM10B.CBR
 Std Fctrs File : P:\COBRA\N95OM.SFF

Base: REDCOM 14 NASHVILLE, TN

ONE-TIME COSTS ----(\$K)----	1996 ----	1997 ----	1998 ----	1999 ----	2000 ----	2001 ----	Total ----
CONSTRUCTION							
MILCON	190	2,111	0	0	0	0	2,301
Fam Housing	0	0	0	0	0	0	0
Land Purch	170	0	0	0	0	0	170
O&M							
CIV SALARY							
Civ RIFs	0	0	0	0	0	0	0
Civ Retire	0	0	0	0	0	0	0
CIV MOVING							
Per Diem	0	0	0	0	0	0	0
POV Miles	0	0	0	0	0	0	0
Home Purch	0	0	0	0	0	0	0
HHG	0	0	0	0	0	0	0
Misc	0	0	0	0	0	0	0
House Hunt	0	0	0	0	0	0	0
PPS	0	0	0	0	0	0	0
RITA	0	0	0	0	0	0	0
FREIGHT							
Packing	0	0	0	0	0	0	0
Freight	0	0	0	0	0	0	0
Vehicles	0	0	0	0	0	0	0
Driving	0	0	0	0	0	0	0
Unemployment	0	0	0	0	0	0	0
OTHER							
Program Plan	0	0	0	0	0	0	0
Shutdown	0	0	0	0	0	0	0
New Hires	0	0	0	0	0	0	0
1-Time Move	0	0	0	0	0	0	0
MIL PERSONNEL							
MIL MOVING							
Per Diem	0	0	0	0	0	0	0
POV Miles	0	0	0	0	0	0	0
HHG	0	0	0	0	0	0	0
Misc	0	0	0	0	0	0	0
OTHER							
Elim PCS	0	0	0	0	0	0	0
OTHER							
HAP / RSE	0	0	0	0	0	0	0
Environmental	100	0	0	0	0	0	100
Info Manage	0	0	0	0	0	0	0
1-Time Other	0	0	0	0	0	0	0
TOTAL ONE-TIME	460	2,111	0	0	0	0	2,571

APPROPRIATIONS DETAIL REPORT (COBRA v5.08) - Page 9/12
 Data As Of 11:25 12/19/1994, Report Created 09:33 02/22/1995

Department : NAVY
 Option Package : REDCOM 10 NEW ORLEAN
 Scenario File : P:\COBRA\PRELIM\PRELIM5R\RDCOM10B.CBR
 Std Fctrs File : P:\COBRA\N950M.SFF

Base: REDCOM 14 NASHVILLE, TN

ONE-TIME NET -----(\$K)-----	1996	1997	1998	1999	2000	2001	Total	
CONSTRUCTION								
MILCON	190	2,111	0	0	0	0	2,301	
Fam Housing	0	0	0	0	0	0	0	
O&M								
Civ Retir/RIF	0	0	0	0	0	0	0	
Civ Moving	0	0	0	0	0	0	0	
Other	0	0	0	0	0	0	0	
MIL PERSONNEL								
Mil Moving	0	0	0	0	0	0	0	
OTHER								
HAP / RSE	0	0	0	0	0	0	0	
Environmental	100	0	0	0	0	0	100	
Info Manage	0	0	0	0	0	0	0	
1-Time Other	0	0	0	0	0	0	0	
Land	170	0	0	0	0	0	170	
TOTAL ONE-TIME	460	2,111	0	0	0	0	2,571	
RECURRING NET -----(\$K)-----	1996	1997	1998	1999	2000	2001	Total	Beyond
FAM HOUSE OPS	0	0	0	0	0	0	0	0
O&M								
RPMA	0	0	15	15	15	15	61	15
BOS	0	0	0	0	0	0	0	0
Unique Operat	0	0	0	0	0	0	0	0
Caretaker	0	0	0	0	0	0	0	0
Civ Salary	0	0	0	0	0	0	0	0
CHAMPUS	0	0	0	0	0	0	0	0
MIL PERSONNEL								
Mil Salary	0	0	0	0	0	0	0	0
House Allow	0	0	100	100	100	100	400	100
OTHER								
Procurement	0	0	0	0	0	0	0	0
Mission	0	0	0	0	0	0	0	0
Misc Recur	0	0	0	0	0	0	0	0
Unique Other	0	0	0	0	0	0	0	0
TOTAL RECUR	0	0	115	115	115	115	461	115
TOTAL NET COST	460	2,111	115	115	115	115	3,032	115

APPROPRIATIONS DETAIL REPORT (COBRA v5.08) - Page 10/12
 Data As Of 11:25 12/19/1994, Report Created 09:33 02/22/1995

Department : NAVY
 Option Package : REDCOM 10 NEW ORLEAN
 Scenario File : P:\COBRA\PRELIM\PRELIM5R\RDCOM10B.CBR
 Std Fctrs File : P:\COBRA\N950M.SFF

Base: NAS/JRB FORT WORTH, TX							
ONE-TIME COSTS	1996	1997	1998	1999	2000	2001	Total
-----(\$K)-----	----	----	----	----	----	----	-----
CONSTRUCTION							
MILCON	0	0	0	0	0	0	0
Fam Housing	0	0	0	0	0	0	0
Land Purch	0	0	0	0	0	0	0
O&M							
CIV SALARY							
Civ RIFs	0	0	0	0	0	0	0
Civ Retire	0	0	0	0	0	0	0
CIV MOVING							
Per Diem	0	0	0	0	0	0	0
POV Miles	0	0	0	0	0	0	0
Home Purch	0	0	0	0	0	0	0
HHG	0	0	0	0	0	0	0
Misc	0	0	0	0	0	0	0
House Hunt	0	0	0	0	0	0	0
PPS	0	0	0	0	0	0	0
RITA	0	0	0	0	0	0	0
FREIGHT							
Packing	0	0	0	0	0	0	0
Freight	0	0	0	0	0	0	0
Vehicles	0	0	0	0	0	0	0
Driving	0	0	0	0	0	0	0
Unemployment	0	0	0	0	0	0	0
OTHER							
Program Plan	0	0	0	0	0	0	0
Shutdown	0	0	0	0	0	0	0
New Hires	0	0	0	0	0	0	0
1-Time Move	0	0	0	0	0	0	0
MIL PERSONNEL							
MIL MOVING							
Per Diem	0	0	0	0	0	0	0
POV Miles	0	0	0	0	0	0	0
HHG	0	0	0	0	0	0	0
Misc	0	0	0	0	0	0	0
OTHER							
Elim PCS	0	0	0	0	0	0	0
OTHER							
HAP / RSE	0	0	0	0	0	0	0
Environmental	0	0	0	0	0	0	0
Info Manage	0	0	0	0	0	0	0
1-Time Other	0	0	0	0	0	0	0
TOTAL ONE-TIME	0	0	0	0	0	0	0

APPROPRIATIONS DETAIL REPORT (COBRA v5.08) - Page 12/12
 Data As Of 11:25 12/19/1994, Report Created 09:33 02/22/1995

Department : NAVY
 Option Package : REDCOM 10 NEW ORLEAN
 Scenario File : P:\COBRA\PRELIM\PRELIM5R\RDCOM10B.CBR
 Std Fctrs File : P:\COBRA\N950M.SFF

Base: NAS/JRB FORT WORTH, TX

ONE-TIME NET -----(\$K)-----	1996 ----	1997 ----	1998 ----	1999 ----	2000 ----	2001 ----	Total -----	
CONSTRUCTION								
MILCON	0	0	0	0	0	0	0	
Fam Housing	0	0	0	0	0	0	0	
O&M								
Civ Retir/RIF	0	0	0	0	0	0	0	
Civ Moving	0	0	0	0	0	0	0	
Other	0	0	0	0	0	0	0	
MIL PERSONNEL								
Mil Moving	0	0	0	0	0	0	0	
OTHER								
HAP / RSE	0	0	0	0	0	0	0	
Environmental	0	0	0	0	0	0	0	
Info Manage	0	0	0	0	0	0	0	
1-Time Other	0	0	0	0	0	0	0	
Land	0	0	0	0	0	0	0	
TOTAL ONE-TIME	0	0	0	0	0	0	0	
RECURRING NET								
-----(\$K)-----	1996 ----	1997 ----	1998 ----	1999 ----	2000 ----	2001 ----	Total -----	Beyond -----
FAM HOUSE OPS	0	0	0	0	0	0	0	0
O&M								
RPMA	0	0	0	0	0	0	0	0
BOS	0	0	1	1	1	1	4	1
Unique Operat	0	0	0	0	0	0	0	0
Caretaker	0	0	0	0	0	0	0	0
Civ Salary	0	0	0	0	0	0	0	0
CHAMPUS	0	0	0	0	0	0	0	0
MIL PERSONNEL								
Mil Salary	0	0	0	0	0	0	0	0
House Allow	0	0	17	17	17	17	68	17
OTHER								
Procurement	0	0	0	0	0	0	0	0
Mission	0	0	0	0	0	0	0	0
Misc Recur	0	0	0	0	0	0	0	0
Unique Other	0	0	0	0	0	0	0	0
TOTAL RECUR	0	0	18	18	18	18	72	18
TOTAL NET COST	0	0	18	18	18	18	72	18

INPUT DATA REPORT (COBRA v5.08)
 Data As Of 11:25 12/19/1994, Report Created 09:33 02/22/1995

Department : NAVY
 Option Package : REDCOM 10 NEW ORLEAN
 Scenario File : P:\COBRA\PRELIM\PRELIMS\RDCOM10B.CBR
 Std Fctrs File : P:\COBRA\N950M.SFF

INPUT SCREEN ONE - GENERAL SCENARIO INFORMATION

Model Year One : FY 1996

Model does Time-Phasing of Construction/Shutdown: Yes

Base Name	Strategy:
-----	-----
REDCOM 10 NEW ORLEAN, LA	Realignment
REDCOM 14 NASHVILLE, TN	Realignment
NAS/JRB FORT WORTH, TX	Realignment

INPUT SCREEN TWO - DISTANCE TABLE

From Base:	To Base:	Distance:
-----	-----	-----
REDCOM 10 NEW ORLEAN, LA	REDCOM 14 NASHVILLE, TN	537 mi
REDCOM 10 NEW ORLEAN, LA	NAS/JRB FORT WORTH, TX	527 mi

INPUT SCREEN THREE - MOVEMENT TABLE

Transfers from REDCOM 10 NEW ORLEAN, LA to REDCOM 14 NASHVILLE, TN

	1996	1997	1998	1999	2000	2001
	----	----	----	----	----	----
Officer Positions:	0	0	6	0	0	0
Enlisted Positions:	0	0	16	0	0	0
Civilian Positions:	0	0	11	0	0	0
Student Positions:	0	0	0	0	0	0
Missn Eqpt (tons):	0	0	3	0	0	0
Suppt Eqpt (tons):	0	0	0	0	0	0
Military Light Vehicles:	0	0	4	0	0	0
Heavy/Special Vehicles:	0	0	0	0	0	0

Transfers from REDCOM 10 NEW ORLEAN, LA to NAS/JRB FORT WORTH, TX

	1996	1997	1998	1999	2000	2001
	----	----	----	----	----	----
Officer Positions:	0	0	1	0	0	0
Enlisted Positions:	0	0	1	0	0	0
Civilian Positions:	0	0	5	0	0	0
Student Positions:	0	0	0	0	0	0
Missn Eqpt (tons):	0	0	2	0	0	0
Suppt Eqpt (tons):	0	0	0	0	0	0
Military Light Vehicles:	0	0	0	0	0	0
Heavy/Special Vehicles:	0	0	0	0	0	0

INPUT SCREEN FOUR - STATIC BASE INFORMATION

Name: REDCOM 10 NEW ORLEAN, LA

Total Officer Employees:	7	RPMA Non-Payroll (\$K/Year):	22
Total Enlisted Employees:	17	Communications (\$K/Year):	0
Total Student Employees:	0	BOS Non-Payroll (\$K/Year):	264
Total Civilian Employees:	16	BOS Payroll (\$K/Year):	17
Mil Families Living On Base:	23.0%	Family Housing (\$K/Year):	53
Civilians Not Willing To Move:	6.0%	Area Cost Factor:	1.02
Officer Housing Units Avail:	0	CHAMPUS In-Pat (\$/Visit):	0
Enlisted Housing Units Avail:	0	CHAMPUS Out-Pat (\$/Visit):	0
Total Base Facilities(KSF):	17	CHAMPUS Shift to Medicare:	0.0%
Officer VHA (\$/Month):	30	Activity Code:	68307
Enlisted VHA (\$/Month):	40		
Per Diem Rate (\$/Day):	100	Homeowner Assistance Program:	No
Freight Cost (\$/Ton/Mile):	0.07	Unique Activity Information:	No

Department : NAVY
 Option Package : REDCOM 10 NEW ORLEAN
 Scenario File : P:\COBRA\PRELIM\PRELIMSR\REDCOM10B.CBR
 Std Fctrs File : P:\COBRA\N950M.SFF

INPUT SCREEN FOUR - STATIC BASE INFORMATION

Name: REDCOM 14 NASHVILLE, TN

Total Officer Employees:	0	RPMA Non-Payroll (\$K/Year):	37
Total Enlisted Employees:	0	Communications (\$K/Year):	0
Total Student Employees:	0	BOS Non-Payroll (\$K/Year):	61
Total Civilian Employees:	0	BOS Payroll (\$K/Year):	0
Mil Families Living On Base:	0.0%	Family Housing (\$K/Year):	0
Civilians Not Willing To Move:	6.0%	Area Cost Factor:	0.88
Officer Housing Units Avail:	0	CHAMPUS In-Pat (\$/Visit):	0
Enlisted Housing Units Avail:	0	CHAMPUS Out-Pat (\$/Visit):	0
Total Base Facilities(KSF):	29	CHAMPUS Shift to Medicare:	0.0%
Officer VHA (\$/Month):	119	Activity Code:	000000
Enlisted VHA (\$/Month):	85		
Per Diem Rate (\$/Day):	86	Homeowner Assistance Program:	No
Freight Cost (\$/Ton/Mile):	0.07	Unique Activity Information:	No

Name: NAS/JRB FORT WORTH, TX

Total Officer Employees:	190	RPMA Non-Payroll (\$K/Year):	3
Total Enlisted Employees:	1,790	Communications (\$K/Year):	0
Total Student Employees:	0	BOS Non-Payroll (\$K/Year):	573
Total Civilian Employees:	283	BOS Payroll (\$K/Year):	1,144
Mil Families Living On Base:	0.0%	Family Housing (\$K/Year):	0
Civilians Not Willing To Move:	6.0%	Area Cost Factor:	0.93
Officer Housing Units Avail:	0	CHAMPUS In-Pat (\$/Visit):	0
Enlisted Housing Units Avail:	0	CHAMPUS Out-Pat (\$/Visit):	0
Total Base Facilities(KSF):	1,012	CHAMPUS Shift to Medicare:	0.0%
Officer VHA (\$/Month):	196	Activity Code:	00215
Enlisted VHA (\$/Month):	124		
Per Diem Rate (\$/Day):	105	Homeowner Assistance Program:	No
Freight Cost (\$/Ton/Mile):	0.07	Unique Activity Information:	No

INPUT SCREEN FIVE - DYNAMIC BASE INFORMATION

Name: REDCOM 10 NEW ORLEAN, LA

	1996	1997	1998	1999	2000	2001
1-Time Unique Cost (\$K):	0	0	0	0	0	0
1-Time Unique Save (\$K):	0	0	0	0	0	0
1-Time Moving Cost (\$K):	0	0	0	0	0	0
1-Time Moving Save (\$K):	0	0	0	0	0	0
Env Non-MilCon Reqd(\$K):	0	0	0	0	0	0
Activ Mission Cost (\$K):	0	0	0	0	0	0
Activ Mission Save (\$K):	0	0	0	0	0	0
Misc Recurring Cost(\$K):	0	0	0	0	0	0
Misc Recurring Save(\$K):	0	0	0	0	0	0
Land (+Buy/-Sales) (\$K):	0	0	0	0	0	0
Construction Schedule(%):	0%	0%	0%	0%	0%	0%
Shutdown Schedule (%):	0%	0%	0%	0%	0%	0%
MilCon Cost Avoidnc(\$K):	0	0	0	0	0	0
Fam Housing Avoidnc(\$K):	0	0	0	0	0	0
Procurement Avoidnc(\$K):	0	0	0	0	0	0
CHAMPUS In-Patients/Yr:	0	0	0	0	0	0
CHAMPUS Out-Patients/Yr:	0	0	0	0	0	0
Facil ShutDown(KSF):	17					Perc Family Housing ShutDown: 0.0%

Department : NAVY
 Option Package : REDCOM 10 NEW ORLEAN
 Scenario File : P:\COBRA\PRELIM\PRELIM5R\RDCOM10B.CBR
 Std Fctrs File : P:\COBRA\N950M.SFF

INPUT SCREEN FIVE - DYNAMIC BASE INFORMATION

Name: REDCOM 14 NASHVILLE, TN

	1996	1997	1998	1999	2000	2001
1-Time Unique Cost (\$K):	0	0	0	0	0	0
1-Time Unique Save (\$K):	0	0	0	0	0	0
1-Time Moving Cost (\$K):	0	0	0	0	0	0
1-Time Moving Save (\$K):	0	0	0	0	0	0
Env Non-MilCon Reqd(\$K):	100	0	0	0	0	0
Activ Mission Cost (\$K):	0	0	0	0	0	0
Activ Mission Save (\$K):	0	0	0	0	0	0
Misc Recurring Cost(\$K):	0	0	0	0	0	0
Misc Recurring Save(\$K):	0	0	0	0	0	0
Land (+Buy/-Sales) (\$K):	170	0	0	0	0	0
Construction Schedule(%):	0%	0%	0%	0%	0%	0%
Shutdown Schedule (%):	0%	0%	0%	0%	0%	0%
MilCon Cost Avoidnc(\$K):	0	0	0	0	0	0
Fam Housing Avoidnc(\$K):	0	0	0	0	0	0
Procurement Avoidnc(\$K):	0	0	0	0	0	0
CHAMPUS In-Patients/Yr:	0	0	0	0	0	0
CHAMPUS Out-Patients/Yr:	0	0	0	0	0	0
Facil ShutDown(KSF):	0	Perc Family Housing ShutDown:				0.0%

Name: NAS/JRB FORT WORTH, TX

	1996	1997	1998	1999	2000	2001
1-Time Unique Cost (\$K):	0	0	0	0	0	0
1-Time Unique Save (\$K):	0	0	0	0	0	0
1-Time Moving Cost (\$K):	0	0	0	0	0	0
1-Time Moving Save (\$K):	0	0	0	0	0	0
Env Non-MilCon Reqd(\$K):	0	0	0	0	0	0
Activ Mission Cost (\$K):	0	0	0	0	0	0
Activ Mission Save (\$K):	0	0	0	0	0	0
Misc Recurring Cost(\$K):	0	0	0	0	0	0
Misc Recurring Save(\$K):	0	0	0	0	0	0
Land (+Buy/-Sales) (\$K):	0	0	0	0	0	0
Construction Schedule(%):	0%	0%	0%	0%	0%	0%
Shutdown Schedule (%):	0%	0%	0%	0%	0%	0%
MilCon Cost Avoidnc(\$K):	0	0	0	0	0	0
Fam Housing Avoidnc(\$K):	0	0	0	0	0	0
Procurement Avoidnc(\$K):	0	0	0	0	0	0
CHAMPUS In-Patients/Yr:	0	0	0	0	0	0
CHAMPUS Out-Patients/Yr:	0	0	0	0	0	0
Facil ShutDown(KSF):	0	Perc Family Housing ShutDown:				0.0%

INPUT SCREEN SEVEN - BASE MILITARY CONSTRUCTION INFORMATION

Name: REDCOM 14 NASHVILLE, TN

Description	Categ	New MilCon	Rehab MilCon	Total Cost(\$K)
ADMINISTRATION	ADMIN	13,000	0	0

Department : NAVY
 Option Package : REDCOM 10 NEW ORLEAN
 Scenario File : P:\COBRA\PRELIM\PRELIM5R\RD COM10B.CBR
 Std Fctrs File : P:\COBRA\N950M.SFF

STANDARD FACTORS SCREEN ONE - PERSONNEL

Percent Officers Married:	71.70%	Civ Early Retire Pay Factor:	9.00%
Percent Enlisted Married:	60.10%	Priority Placement Service:	60.00%
Enlisted Housing MilCon:	98.00%	PPS Actions Involving PCS:	50.00%
Officer Salary(\$/Year):	76,781.00	Civilian PCS Costs (\$):	28,800.00
Off BAQ with Dependents(\$):	7,925.00	Civilian New Hire Cost(\$):	0.00
Enlisted Salary(\$/Year):	33,178.00	Nat Median Home Price(\$):	114,600.00
Enl BAQ with Dependents(\$):	5,251.00	Home Sale Reimburse Rate:	10.00%
Avg Unemploy Cost(\$/Week):	174.00	Max Home Sale Reimburs(\$):	22,385.00
Unemployment Eligibility(Weeks):	18	Home Purch Reimburse Rate:	5.00%
Civilian Salary(\$/Year):	50,827.00	Max Home Purch Reimburs(\$):	11,191.00
Civilian Turnover Rate:	15.00%	Civilian Homeowning Rate:	64.00%
Civilian Early Retire Rate:	10.00%	HAP Home Value Reimburse Rate:	22.90%
Civilian Regular Retire Rate:	5.00%	HAP Homeowner Receiving Rate:	5.00%
Civilian RIF Pay Factor:	39.00%	RSE Home Value Reimburse Rate:	0.00%
SF File Desc:	NAVY O&M,N BRAC95	RSE Homeowner Receiving Rate:	0.00%

STANDARD FACTORS SCREEN TWO - FACILITIES

RPMA Building SF Cost Index:	0.93	Rehab vs. New MilCon Cost:	75.00%
BOS Index (RPMA vs population):	0.54	Info Management Account:	0.00%
(Indices are used as exponents)		MilCon Design Rate:	9.00%
Program Management Factor:	10.00%	MilCon SIOH Rate:	6.00%
Caretaker Admin(SF/Care):	162.00	MilCon Contingency Plan Rate:	5.00%
Mothball Cost (\$/SF):	1.25	MilCon Site Preparation Rate:	39.00%
Avg Bachelor Quarters(SF):	294.00	Discount Rate for NPV.RPT/ROI:	2.75%
Avg Family Quarters(SF):	1.00	Inflation Rate for NPV.RPT/ROI:	0.00%
APPDET.RPT Inflation Rates:			
1996: 0.00% 1997: 2.90% 1998: 3.00%		1999: 3.00% 2000: 3.00% 2001: 3.00%	

STANDARD FACTORS SCREEN THREE - TRANSPORTATION

Material/Assigned Person(Lb):	710	Equip Pack & Crate(\$/Ton):	284.00
HHG Per Off Family (Lb):	14,500.00	Mil Light Vehicle(\$/Mile):	0.31
HHG Per Enl Family (Lb):	9,000.00	Heavy/Spec Vehicle(\$/Mile):	3.38
HHG Per Mil Single (Lb):	6,400.00	POV Reimbursement(\$/Mile):	0.18
HHG Per Civilian (Lb):	18,000.00	Avg Mil Tour Length (Years):	4.17
Total HHG Cost (\$/100Lb):	35.00	Routine PCS(\$/Pers/Tour):	3,763.00
Air Transport (\$/Pass Mile):	0.20	One-Time Off PCS Cost(\$):	4,527.00
Misc Exp (\$/Direct Employ):	700.00	One-Time Enl PCS Cost(\$):	1,403.00

STANDARD FACTORS SCREEN FOUR - MILITARY CONSTRUCTION

Category	UM	\$/UM	Category	UM	\$/UM
Horizontal	(SY)	61	Optional Category A	()	0
Waterfront	(LF)	10,350	Optional Category B	()	0
Air Operations	(SF)	122	Optional Category C	()	0
Operational	(SF)	111	Optional Category D	()	0
Administrative	(SF)	123	Optional Category E	()	0
School Buildings	(SF)	108	Optional Category F	()	0
Maintenance Shops	(SF)	102	Optional Category G	()	0
Bachelor Quarters	(SF)	96	Optional Category H	()	0
Family Quarters	(EA)	78,750	Optional Category I	()	0
Covered Storage	(SF)	94	Optional Category J	()	0
Dining Facilities	(SF)	165	Optional Category K	()	0
Recreation Facilities	(SF)	120	Optional Category L	()	0
Communications Facil	(SF)	165	Optional Category M	()	0
Shipyards Maintenance	(SF)	129	Optional Category N	()	0
RDT & E Facilities	(SF)	160	Optional Category O	()	0
POL Storage	(BL)	12	Optional Category P	()	0
Ammunition Storage	(SF)	160	Optional Category Q	()	0
Medical Facilities	(SF)	168	Optional Category R	()	0
Environmental	()	0			

BRAC-95 SCENARIO DEVELOPMENT DATA CALL
ENCLOSURE (1) - SCENARIO SUMMARY

Complete one copy of Enclosure (1) - Scenario Summary for the entire closure/realignment scenario.

Table 1-A: Scenario Description.

Scenario No.:	5-26-0838-120 <i>B</i>
Scenario Title:	REDCOM REV 1 (ALT #2)
Date:	13 DEC 94

Table 1-B: Point of Contact Information.

Name:	CDR L. SYKES, USNR
Organization/Code:	COMNAVRESFOR/40
Office Phone Number:	(504) 948-1998 DSN: 363-1998
Fax Number:	(504) 948-1999 DSN: 363-1999
Home Phone Number:	(504) 649-4284

Table 1-C: Losing/Gaining Bases Involved in Scenario.

Enclosure (1)

**BRAC-95 SCENARIO DEVELOPMENT DATA CALL
ENCLOSURE (1) - SCENARIO SUMMARY**

Table 1-C: Losing/Gaining Bases Involved in Scenario

Losing Base(s)	Gaining Base(s)	Workload/Missions Transferring
NSA NEW ORLEANS (REDCOM 10)	REDCOM 14 (NASHVILLE)	COMMAND SUBORDINATE
		ECHELON V AND VI ACTIVITIES,
		MANAGE SELRES TRAINING,
		RESOURCES, FACILITIES, AND
		EQUIPMENT WITHIN A
		MULTI-STATE REGION.
NSA NEW ORLEANS (REDCOM 10/DIRECTOR OF	NAS JRB FT WORTH (REDCOM 11)	DIRECT, MANAGE, AND
FACILITIES)		ADMINISTER FACILITIES
		WITHIN A MULTI-STATE
		REGION. (FUTURE COM-
		PONENT UIC OF COMNAV-
		SURFRESFOR)

R

Note:

Enclosure (1)



Complete a separate Enclosure (2) - Losing Base Questions for each "losing" base involved in the closure/realignment scenario. Make additional copies of this enclosure as necessary. Tables included in this enclosure are 2-A, 2-B, 2-C, 2-D, 2-E, and 2-F. Enter the Losing Base name in the block below:

Losing Base:	NSA NEW ORLEANS (REDCOM 10)
---------------------	-----------------------------

THE IDEAL NUMBER OF READINESS COMMANDS IS TEN (10). THE CLOSURE OF REDCOM 10 WOULD CREATE A EXCESSIVELY LARGE GEOGRAPHIC SPAN OF CONTROL FOR THE REMAINING NINE READINESS COMMANDS, ESPECIALLY IN THE SOUTHEAST (REDCOM 8) AND SOUTHWEST (REDCOM 11). IN THE CASE OF REDCOM 8, ALMOST 11,000 SELRES WOULD BE WITHIN ITS BORDERS AND THE COMMAND WOULD HAVE CONTROL OF 21 NAVAL RESERVE CENTERS - CREATING A NEED TO ADD ADDITIONAL FULL TIME SUPPORT STAFF FOR EFFECTIVE MANAGEMENT CONTROL. REDCOM 11 WOULD ALSO REQUIRE ADDITIONAL FULL TIME SUPPORT STAFF TO MANAGE 21 NAVAL RESERVE CENTERS. ITS GEOGRAPHICAL AREA OF RESPONSIBILITY WOULD COVER ALMOST TWO-THIRDS OF THE ENTIRE SOUTHERN PORTION OF THE ENTIRE U.S.! OTHER REDCOMS THROUGHOUT THE COUNTRY WOULD ALSO REQUIRE AN INCREASE IN FULL TIME SUPPORT STAFF TO SUPPORT ADDITIONAL NAVAL RESERVE CENTERS AND SELRES UNDER THEIR COGNIZANCE DUE TO THE DECREASE OF REDCOMS. A TENTH REDCOM WOULD ELIMINATE THE NEED TO ADD ADDITIONAL FULL TIME SUPPORT STAFF IN SUPPORT OF ECHELON FIVE AND SIX COMMANDS.

COMMANDER, NAVAL SURFACE RESERVE FORCE HAS RECENTLY INITIATED ACTION TO BRING THE DIRECTOR OF FACILITIES AT FIVE READINESS COMMANDS (INCLUDING REDCOM 10) UNDER THE COGNIZANCE OF COMMANDER, NAVAL SURFACE RESERVE FORCE AS A COMPONENT UIC. TRANSFERRING THE DIRECTOR OF FACILITIES TO REDCOM 11 AT NAS JRB FT WOOORTH WOULD PROVIDE MORE EFFECTIVE FACILITIES OVERSIGHT IN THE SOUTHWESTEN PORTION OF THE U.S. IF THAT DIRECTOR IS FORCED TO MOVE FROM NEW ORLEANS. NAS JRB FT WORTH (REDCOM 11) IS THE SECOND OPTIMUM LOCATION FOR THIS POSITION AFTER NEW ORLEANS, EVEN IF REDCOM 14 IS CREATED IN TN.

24
14 DEC 94

MEMORANDUM FOR 04

From: COMNAVRESFOR CODE 02

Subj: FULL TIME SUPPORT AT READINESS COMMANDS

1. Manpower requirements at readiness commands are determined through the utilization of OPNAV approved staffing standards which take into account the number of reserve centers and Selected Reserve (SELRES) personnel supported by the readiness command.
2. The reduction of readiness commands from thirteen to nine will necessitate an increase in manpower requirements at the remaining readiness commands. Overall increase of 12 officers and 16 enlisted personnel would be required per the staffing standard.


H. E. SPEARS
By direction

B-4

**BRAC-95 SCENARIO DEVELOPMENT DATA CALL
Enclosure (2) - LOSING BASE QUESTIONS**

Table 2-A: Disposition of Personnel - Detail Data.

Table 2-A: Disposition of Personnel - Detail Data

From Losing Base: NSA NEW ORLEANS (REDCOM 10)									
To Gaining Base: REDCOM 14 (NASHVILLE)									
UIC	Name	Type	1996	1997	1998	1999	2000	2001	Total
68307	NAVRESRED COM REG 10	Officer	0	0	6	0	0	0	6
		Enlisted	0	0	16	0	0	0	16
		Civilian	0	0	11	0	0	0	11
		Mil Stu	0	0	0	0	0	0	0
		Officer							
		Enlisted							
		Civilian							
		Mil Stu							
		Officer							
		Enlisted							
		Civilian							
		Mil Stu							
		Officer							
		Enlisted							
		Civilian							
		Mil Stu							
	TOTAL	Officer	0	0	6	0	0	0	6
		Enlisted	0	0	16	0	0	0	16
		Civilian	0	0	11	0	0	0	11
		Mil Stu	0	0	0	0	0	0	0

R

R

Make additional copies of this table, or add rows to it, as necessary, to include each host/tenant activity which will be relocated.

Mil Stu = Military Students.

Table 2-A: Disposition of Personnel - Detail Data.

Table 2-A: Disposition of Personnel - Detail Data

From Losing Base: NSA NEW ORLEANS (REDCOM 10)									
To Gaining Base: NAS JRB FT WORTH (REDCOM 11)									
UIC	Name	Type	1996	1997	1998	1999	2000	2001	Total
68307	NAVRESREDCO M REG 10 (DIRECTOR OF FACILITIES STAFF ONLY)	Officer	0	0	1	0	0	0	1
		Enlisted	0	0	1	0	0	0	1
		Civilian	0	0	5	0	0	0	5
		Mil Stu	0	0	0	0	0	0	0
		Officer							
		Enlisted							
		Civilian							
		Mil Stu							
		Officer							
		Enlisted							
		Civilian							
		Mil Stu							
		Officer							
		Enlisted							
		Civilian							
		Mil Stu							
	TOTAL	Officer	0	0	1	0	0	0	1
Enlisted		0	0	1	0	0	0	1	
Civilian		0	0	5	0	0	0	5	
Mil Stu		0	0	0	0	0	0	0	

Make additional copies of this table, or add rows to it, as necessary, to include each host/tenant activity which will be relocated.

Mil Stu = Military Students.

**BRAC-95 SCENARIO DEVELOPMENT DATA CALL
Enclosure (2) - LOSING BASE QUESTIONS**

Table 2-B: Disposition of Personnel and Equipment - Summary.

Table 2-B: Disposition of Personnel and Equipment - Summary

From Losing Base: NSA NEW ORLEANS (REDCOM 10)							
To Gaining Base: REDCOM 14 (NASHVILLE, TN)							
	1996	1997	1998	1999	2000	2001	Total
Officer Billets	0	0	6	0	0	0	6
Enlisted Billets	0	0	16	0	0	0	16
Civilian Positions	0	0	11	0	0	0	11
Military Students							
Tons of Mission Equipment			2.5				2.5
Tons of Support Equipment							
Number of Light Vehicles			4				4
Number of Heavy Vehicles							

Supporting Data for Table 2-B. Use the space below to list the types of Mission Equipment, Support Equipment, Light Vehicles and Heavy Vehicles identified as required to be relocated in Table 2-B and the rationale for relocating this equipment. Attach additional sheets as necessary.

Type of Equipment/Vehicles

Rationale for Relocating

ADP EQUIPMENT
REDCOM VEHICLES

TRANSFER OF MISSION TO REDCOM
14

**BRAC-95 SCENARIO DEVELOPMENT DATA CALL
Enclosure (2) - LOSING BASE QUESTIONS**

Table 2-B: Disposition of Personnel and Equipment - Summary.

Table 2-B: Disposition of Personnel and Equipment - Summary

From Losing Base: NSA NEW ORLEANS (REDCOM 10)							
To Gaining Base: NAS JRB FT WORTH (REDCOM 11)							
	1996	1997	1998	1999	2000	2001	Total
Officer Billets	0	0	1	0	0	0	1
Enlisted Billets	0	0	1	0	0	0	1
Civilian Positions	0	0	5	0	0	0	5
Military Students							
Tons of Mission Equipment			1.5				1.5
Tons of Support Equipment							
Number of Light Vehicles							
Number of Heavy Vehicles							

Supporting Data for Table 2-B. Use the space below to list the types of Mission Equipment, Support Equipment, Light Vehicles and Heavy Vehicles identified as required to be relocated in Table 2-B and the rationale for relocating this equipment. Attach additional sheets as necessary.

Type of Equipment/Vehicles

Rationale for Relocating

ADP EQUIPMENT
MAPS/BLEUPRINTS
OFFICE FURNITURE

TRANSFER OF DIRECTOR OF FACILITIES
STAFF TO REDCOM 11

R

BRAC-95 SCENARIO DEVELOPMENT DATA CALL
Enclosure (2) - LOSING BASE QUESTIONS

Table 2-D: Manpower Reconciliation Data.

Table 2-D: Manpower Reconciliation Data

	Officers	Enlisted	Civilians	Mil Stu	Total
A. Begin FY 1996:	7	17	16	0	40
B. Force Structure Changes(+/-):	0	0	0	0	0
C. Prior BRAC Changes (+/-):	0	0	0	0	0
D. End FY 2001:	7	17	16	0	40
Moving to (List each Gaining Base):					
1. RECOM 14 (NASHVILLE, TN)	6	16	11	0	33
2. NAS JRB FT WORTH (REDCOM 11)	1	1	5	0	7
3.					
4.					
5.					
6.					
7.					
8.					
9.					
10.					
E. Total Billets/Positions Moving:	7	17	16	0	40
F. Eliminated Billets/Positions:	0	0	0		0
G. Remaining at Losing Base:	0	0	0	0	0
H. Sum of Lines E, F, and G:	7	17	16	0	40

Notes:

BRAC-95 SCENARIO DEVELOPMENT DATA CALL
Enclosure (2) - LOSING BASE QUESTIONS

Table 2-E: Caretaker Requirements (Mothball Scenarios Only).

Table 2-E: Caretaker Requirements ("Mothball" Scenarios Only)

Losing Base Name:							
	1996	1997	1998	1999	2000	2001	Total
Military Caretakers							
Civilian Caretakers							

Table 2-F: Supporting Data:

a. Other One-Time Unique Costs.

Losing Base: _____

	<u>Cost</u>	<u>FY</u>	<u>Description</u>
1.			

b. Other One-Time Unique Savings.

Losing Base: _____

	<u>Cost</u>	<u>FY</u>	<u>Description</u>
1.			

c. One-Time Unique Moving Costs.

Losing Base: NSA NEW ORLEANS (REDCOM 10)

	<u>Cost</u>	<u>FY</u>	<u>Gaining Base</u>	<u>Description</u>
1.	\$373K	98	NASHVILLE, TN	RELOCATION OF CIVILIANS (REDCOM) PLANT & MINOR PROPERTY INCLUDING ADP
	\$150K	98	FT WORTH, TX	RELOCATION OF CIVILIANS (FACILITIES) PLANT & MINOR PROPERTY INCLUDING ADP

BRAC-95 SCENARIO DEVELOPMENT DATA CALL
Enclosure (2) - LOSING BASE QUESTIONS

j. Facility Shutdown.

Losing Base: NSA NEW ORLEANS (REDCOM 10)

Facility KSF Shutdown: ALL (16.5 KSF)

Summarize data shown in response to supporting data questions a. through j. above in the following table. Note that all entries must be shown in (\$000).

Table 2-F: Dynamic Base Information Summary

Losing Base: NSA NEW ORLEANS (REDCOM 10)								
		1996	1997	1998	1999	2000	2001	Total
a.	One-Time Unique Costs							NONE
b.	One-Time Unique Svgs							NONE
c.	One-Time Move Costs			\$523K				\$523K
d.	Net Mission Costs							NONE
e.	Net Mission Savings							NONE
f.	Misc Recur Costs							NONE
g.	Misc Recur Savings							NONE
h.	Land Sales							NONE
i.	Procurement Cost Avoid							NONE
j. Fac. Shutdown (KSF)								16.5

**BRAC-95 SCENARIO DEVELOPMENT DATA CALL
ENCLOSURE (3) - GAINING BASE QUESTIONS**

Gaining Base:	REDCOM 14 (NASHVILLE, TN)
----------------------	---------------------------

Table 3-A - Dynamic Base Information.

Table 3-A: Supporting Data

a. Other One-Time Unique Costs.

a. (1) Community Infrastructure Impacts.

Gaining Base: _____

	<u>Cost</u>	<u>FY</u>	<u>Location</u>	<u>Description</u>
1.				

a. (2) Other Unique One-Time Costs.

Gaining Base: _____

	<u>Cost</u>	<u>FY</u>	<u>Description</u>
1.			

b. Other One-Time Unique Savings.

Gaining Base: _____

	<u>Cost</u>	<u>FY</u>	<u>Description</u>
1.			

c. Environmental Mitigation.

Gaining Base: REDCOM 14 (NASHVILLE, TN)

	<u>Cost</u>	<u>FY</u>	<u>Description</u>
1.	\$100K	96	EIS

d. Miscellaneous Recurring Costs.

**BRAC-95 SCENARIO DEVELOPMENT DATA CALL
ENCLOSURE (3) - GAINING BASE QUESTIONS**

Gaining Base: _____

	<u>Annual Cost</u>	<u>FY</u>	<u>Description</u>
1.			

e. Miscellaneous Recurring Savings.

Gaining Base: _____

	<u>Annual Savings</u>	<u>FY</u>	<u>Description</u>
1.			

f. Land Purchases.

Gaining Base: REDCOM 14 (NASHVILLE, TN)

	<u>Cost</u>	<u>No. of Acres</u>	<u>FY</u>	<u>Description</u>
1.	\$170K	2	96	LAND PURCHASE FOR NEW REDCOM FACILITY

**BRAC-95 SCENARIO DEVELOPMENT DATA CALL
ENCLOSURE (3) - GAINING BASE QUESTIONS**

Table 3-A: Dynamic Base Information

Gaining Base Name: REDCOM 14 (NASHVILLE, TN)								
		1996	1997	1998	1999	2000	2001	Total
a.	One-Time Unique Costs *							NONE
b.	One-Time Unique Savings							NONE
c.	Environ. Mitigation	\$100K						\$100K
d.	Misc. Recurring Costs							NONE
e.	Misc. Recurring Savings							NONE
f.	Land Purchases	\$170K						\$170K

Table 3-B - Military Construction Requirements.

**BRAC-95 SCENARIO DEVELOPMENT DATA CALL
ENCLOSURE (3) - GAINING BASE QUESTIONS**

Table 3-B: MILCON Requirements

Gaining Base Name: REDCOM 14 (NASHVILLE, TN)			
Category (Unit)	New Construction Requirement	Rehabilitation Requirement	Comment
Horizontal (SY)			
Berthing (FB)			
Air Maintenance (SF)			
Other Operations (SF)			
Administrative (SF)	13,000 SF		NEW REDCOM FACILITY
Training (SF)			
Maintenance (SF)			
Bachelor Quarters (SF)			
Supply/Storage (SF)			
Dining Facilities (SF)			
Personnel Support (SF)			
Communications (SF)			
Ship Maintenance (SF)			
RDT&E (SF)			
POL Storage (BL)			
Ammo Storage (SF)			
Medical Facilities (SF)			
Environmental	\$	\$	
Other:			
-	\$	\$	
-	\$	\$	
-	\$	\$	

BRAC-95 SCENARIO DEVELOPMENT DATA CALL ATTACHMENT 1: BASE LOADING DATA



PART 5: TOTAL FACILITY SQUARE FEET. This is the total Class 2 facility square feet, excluding family housing, MWR and utilities, as reported in the Naval Facilities Assets Data Base (NFADB). This figure is used in determining the number of square feet which will be "shut down" as a result of the closure action.

Total Facility Square Feet (in thousands): *16.5*

PART 6: BASE OPERATING SUPPORT (BOS) COST DATA. This is the total BOS costs reported for the host and tenant activities in Data Call 66. Please review this data and ensure that it is consistent with FY 1996 OSD Submit budget data. If BOS cost data needs to be revised, specific revisions should be noted on a revised copy of the appropriate Data Call 66 table(s), which should then be returned with this data call response.

C	NAME	MAJOR CLAIMANT	***** O&M, etc. *****				***** DBOF *****				***** TOTAL *****					
			RPMA NONPAY	RPMA PAY	OBOS NONPAY	OBOS PAY	RPMA NONPAY	RPMA PAY	OBOS NONPAY	OBOS PAY	RPMA NONPAY	RPMA PAY	OBOS NONPAY	OBOS PAY		
	<i>* REDCOM 10 NEW</i>	<i>COMNAUSRESFOR</i>														
	<i>ORLEANS</i>															
		TOTALS:			<i>364K</i>	<i>784K</i>				<i>NA</i>	<i>NA</i>			<i>364K</i>	<i>784K</i>	

Please complete this table

**BRAC-95 SCENARIO DEVELOPMENT DATA CALL
ATTACHMENT 1: BASE LOADING DATA**



Activity: REDCOM 10 New Orleans

APP 1: MANPOWER DATA - HOST AND TENANTS. This data is provided to assist you in identifying military billets and civilian positions which will either be relocated or eliminated as a result of closure or realignment. Officer (OFF), Enlisted (ENL) and Civilian (CIV) numbers reflect end strength, not on-board counts. The "Planned Force Structure - education" column represents the difference between projected "Beginning of FY 1996" and projected "End of FY 2001" end strength. The source of this data is the UPERS/NAVCOMPT/CMC data bases in support of the FY 1996/1997 OSD Submit. Review this list and make any necessary annotations, including the addition or deletion of data to accurately reflect the host and tenant population. Note that Military Students (STU) must be shown as an Average On-Board (AOB) count. If a significant student population is located at the activity, then all students need to be identified in this table. Student data need only be provided for the "End of FY 2001" column of the table. If any numbers are changed, please provide a revised set of totals at the end of the listing.

AIC	NAME	MAJOR CLAIMANT	BEGIN FY 1996				PLANNED FORCE STRUCTURE CHANGES				END FY 2001			
			OFF	ENL	CIV	STU	OFF	ENL	CIV	STU	OFF	ENL	CIV	STU
68307	REDCOM 10 NEW ORLEANS	COMNAUSFOR	7	17	16	0	0	0	0	0	7	17	16	0

Please complete this table



BRAC-95 CERTIFICATION

I certify that the information contained herein is accurate and complete to the best of my knowledge and belief.

CDR A. M. CLARK USNR

NAME (Please type or print)
BRAC COORDINATOR

A M Clark
Signature

14 Dec 94
Date

Title

N35

Division

N35B

Department

COMNAVSURFRESFOR

Activity





BRAC-95 CERTIFICATION

Reference: SECNAVNOTE 11000 of 08 December 1993

In accordance with policy set forth by the Secretary of the Navy, personnel of the Department of the Navy, uniformed and civilian, who provide information for use in the BRAC-95 process are required to provide a signed certification that states "I certify that the information contained herein is accurate and complete to the best of my knowledge and belief."

The signing of this certification constitutes a representation that the certifying official has reviewed the information and either (1) personally vouches for its accuracy and completeness or (2) has possession of, and is relying upon, a certification executed by a competent subordinate.

Each individual in your activity generating information for the BRAC-95 process must certify that information. Enclosure (1) to this attachment is provided for individual certifications and may be duplicated as necessary. You are directed to maintain those certifications at your activity for audit purposes. For purposes of this certification sheet, the commander of the activity will begin the certification process and each reporting senior in the Chain of Command reviewing the information will also sign this certification sheet. This sheet must remain attached to this package and be forwarded up the Chain of Command. Copies must be retained by each level in the Chain of Command for audit purposes.

B-2c

I certify that the information contained herein is accurate and complete to the best of my knowledge and belief.

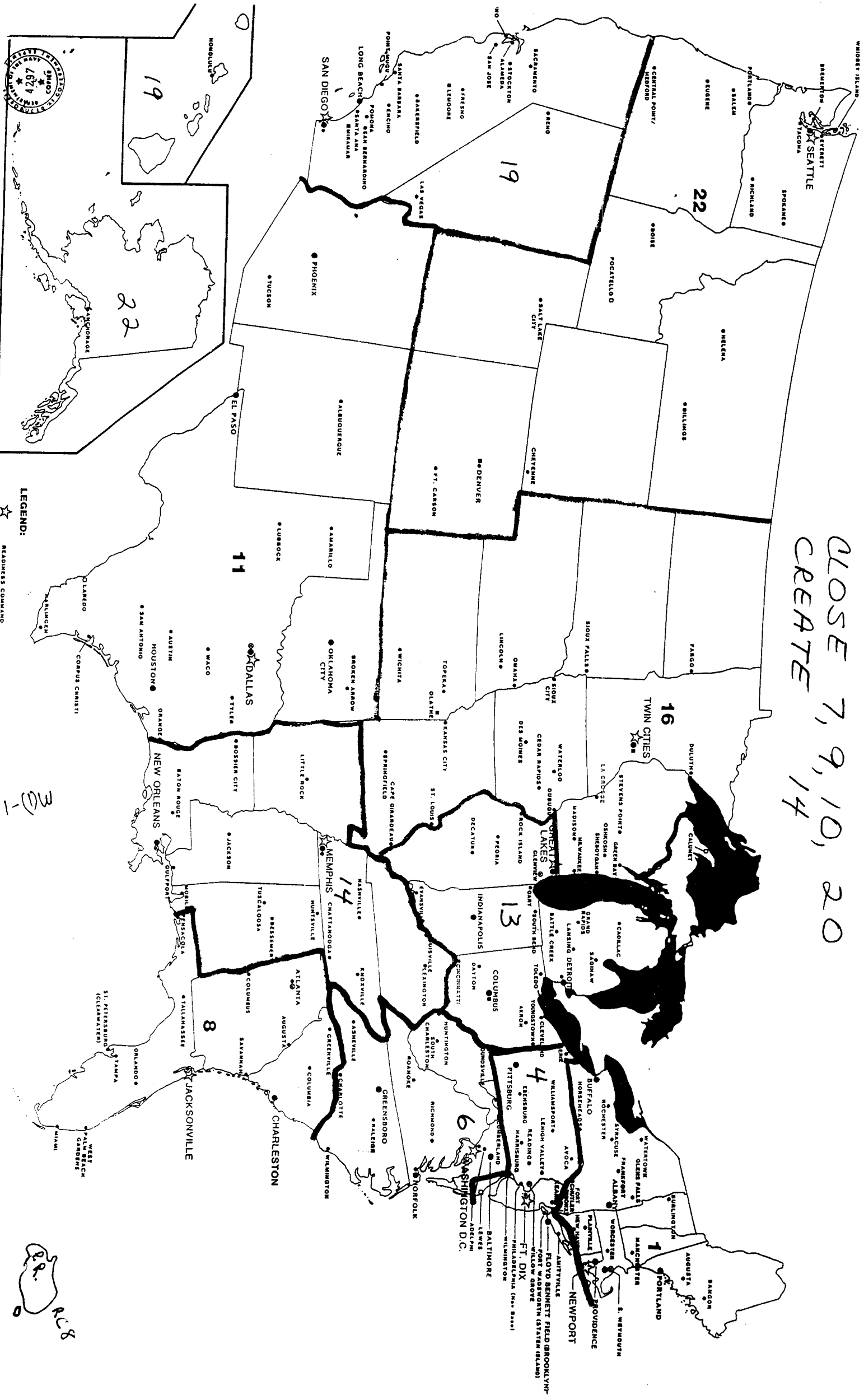
ACTIVITY COMMANDER

R. R. BUCKLEY CAPT USNR
NAME (Please type or print)
COMMANDER ACTING
Title
COMNAVSURFRESFOR
Activity

R.R. Buckley
Signature
14 DEC 1994
Date

Attachment Two

CLOSE 7, 9, 10, 20
CREATE 14



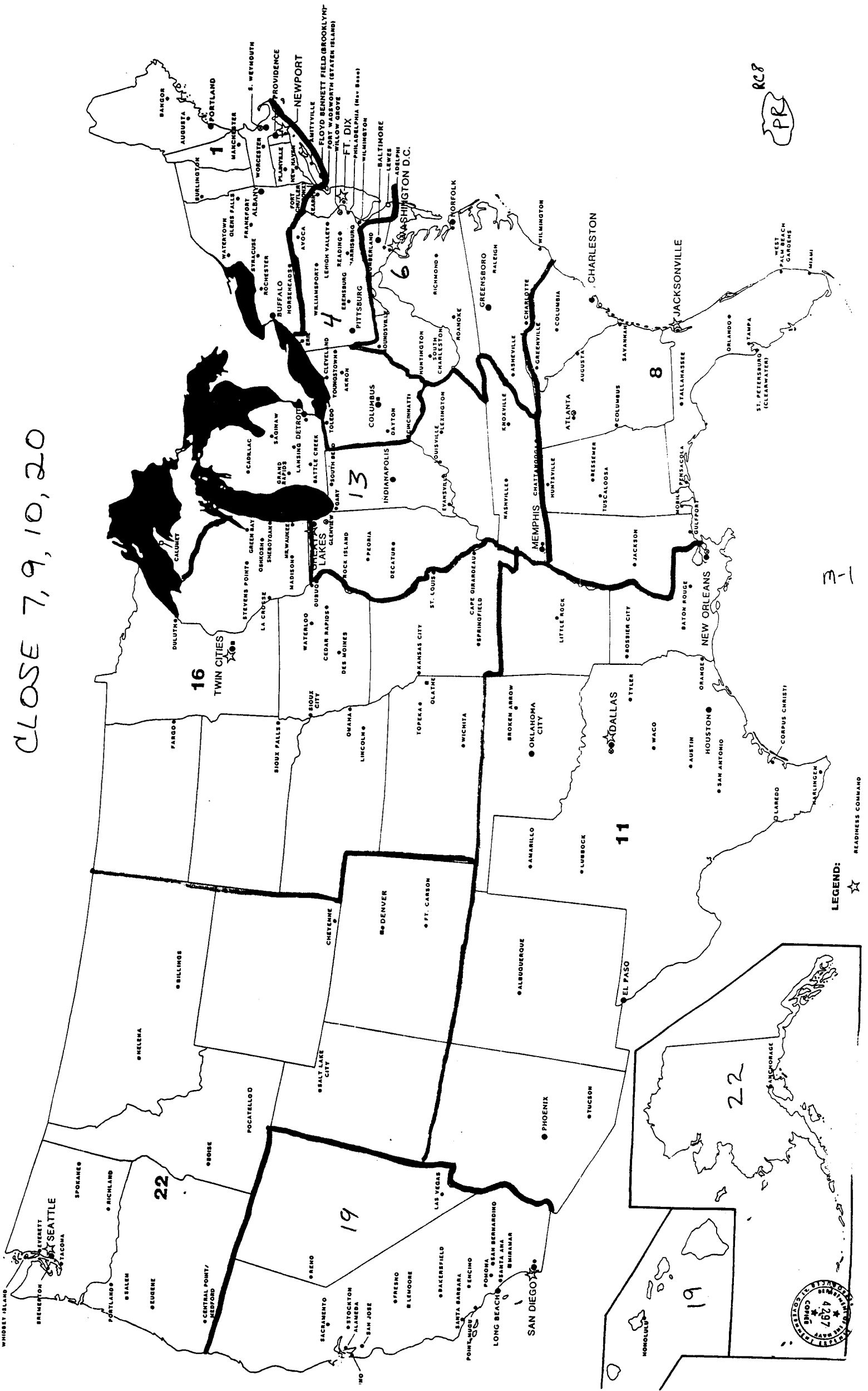
LEGEND:
☆ READINESS COMMAND

MO-1

RCS



CLOSE 7, 9, 10, 20



RC8
PR

M-1

LEGEND: ☆ READINESS COMMAND



CLOSE REDCOM 7, 10, 20, 9

<u>REDCOM 1</u>	<u>POPULATION</u>	<u>#NRAs</u>	<u>#COST NRAs</u>	<u>TOTAL</u>
ME	541	3	-	3
VT	131	1	-	1
NH	331	1	-	1
MA	1038	2	1	3
CT	725	2	-	2
RI	885	1	-	1
NY	<u>3964</u>	<u>11</u>	<u>4</u>	<u>15</u>
	7615	21	5	26
<u>REDCOM 4</u>				
PA	2241	8	-	8
OH	2607	7	2	9
DE	295	2	1	3
NJ	<u>1963</u>	<u>2</u>	<u>2</u>	<u>4</u>
	7106	19	5	24
<u>REDCOM 6</u>				
MD	1550	3	2	5
WASH DC	2235	1	-	1
WV	488	3	-	3
VA	3182	3	2	5
NC	<u>2218</u>	<u>5</u>	<u>1</u>	<u>6</u>
	9773	15	5	20
<u>REDCOM 8</u>				
SC	1535	3	1	4
GA	1833	4	-	4
FL	4716	8	4	12
AL	1676	3	2	5
MS	583	2	2	4
PR	<u>511</u>	<u>1</u>	<u>-</u>	<u>1</u>
	10,854	21	9	30

m-2

REDCOM 11

TX	5350	12	4	16
LA	1094	3	-	3
OK	914	2	1	3
AR	420	1	-	1
NM	521	1	-	1
AZ	<u>1036</u>	<u>2</u>	<u>2</u>	<u>4</u>
	9335	21	7	28

REDCOM 13

KY	677	2	-	2
TN	1485	4	-	4
IN	1172	4	-	4
IL	2093	5	2	7
MI	<u>1800</u>	<u>6</u>	<u>=</u>	<u>6</u>
	7227	21	4	23

REDCOM 16

WI	1150	6	1	7
MN	958	2	1	3
ND	207	1	-	1
SD	211	1	-	1
IA	877	5	-	5
MO	2540	4	2	6
KS	425	2	-	2
NE	<u>651</u>	<u>2</u>	<u>=</u>	<u>2</u>
	7019	23	4	27

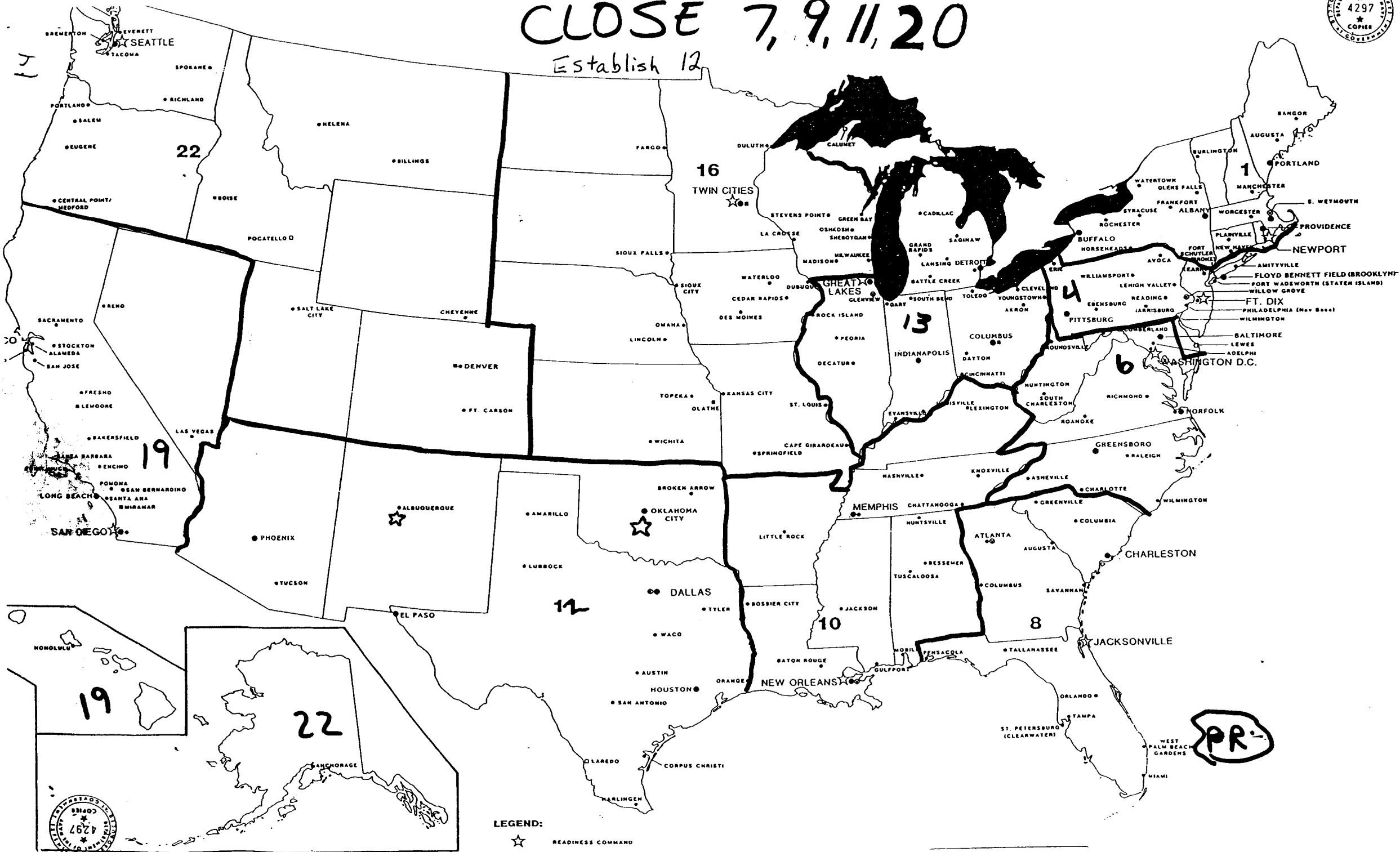
m-3

REDCOM 19

CA	8000	11	8	19
HI	690	1	-	1
NV	<u>385</u>	<u>2</u>	<u>=</u>	<u>2</u>
	9075	14	8	22

CLOSE 7, 9, 11, 20

Establish 12



LEGEND:
★ READINESS COMMAND

69C-1

69c-2

ESTABLISH 12
CLOSE REDCOMs 7, 9, 20, 11

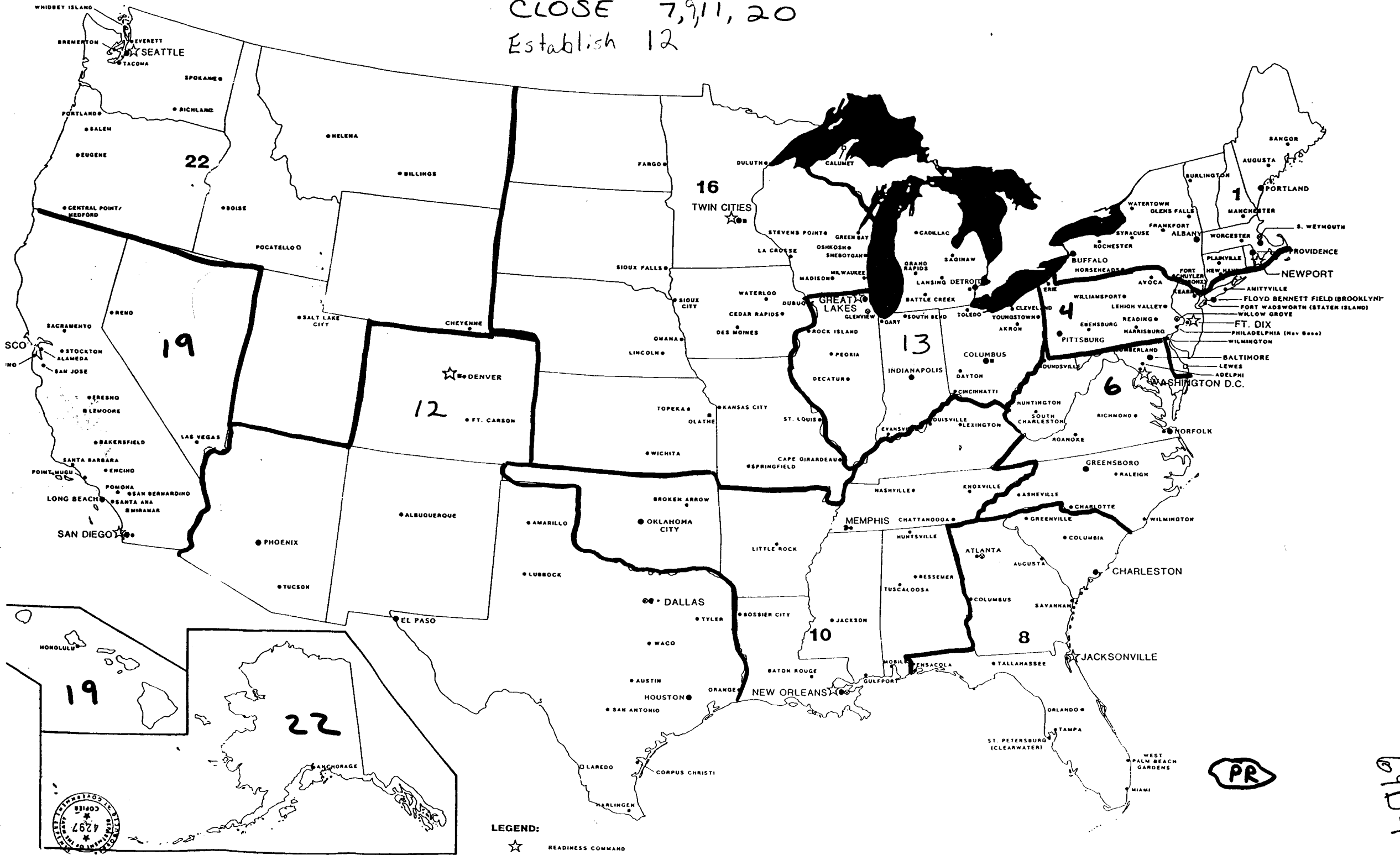
<u>REDCOM 1</u>	<u>POPULATION</u>	<u># NRAs</u>	<u>#COST NRAs</u>	<u>TOTAL</u>
ME	541	3	-	3
VT	131	1	-	1
NH	331	1	1	2
MA	1038	2	-	2
CT	725	2	-	2
RI	885	1	-	1
NY	<u>2464</u>	<u>8</u>	<u>3</u>	<u>11</u>
	6115	18	4	22
<u>REDCOM 4</u>				
PA	2241	8	-	8
NY (NYC ONLY)	1500	3	1	4
DE	295	2	1	3
NJ	<u>1963</u>	<u>2</u>	<u>2</u>	<u>4</u>
	5999	15	4	19
<u>REDCOM 6</u>				
MD	1550	3	2	5
WASH, DC	2235	1	-	1
WV	488	3	-	3
VA	3182	3	2	5
NC	<u>2318</u>	<u>5</u>	<u>1</u>	<u>6</u>
	9773	15	5	20
<u>REDCOM 8</u>				
SC	1535	3	1	4
GA	1833	4	-	4
FL	4716	8	4	12
PR	<u>5111</u>	<u>1</u>	<u>1</u>	<u>2</u>
	8595	16	6	22
<u>REDCOM 10</u>				
AL	1676	3	2	5
MS	583	2	2	4
LA	1094	3	-	3
AR	420	1	-	1
TN	1485	4	-	4
KY	<u>677</u>	<u>2</u>	<u>-</u>	<u>2</u>
	5935	16	4	20

(COST MRAs are activities separate from the RESCEN with its own OPTAR such as an MIUWU or SBU)

ESTABLISH 12
CLOSE REDCOMs 7, 9, 20, 11

<u>REDCOM 12</u>	<u>POPULATION</u>	<u># NRAs</u>	<u>#COST NRAs</u>	<u>TOTAL</u>
TX	5350	12	4	16
OK	914	2	1	3
NM	521	1	1	2
AZ	<u>1036</u>	<u>2</u>	<u>2</u>	<u>4</u>
	7821	17	8	25
<u>REDCOM 13</u>				
OH	2606	7	2	9
IN	1172	4	-	4
IL	2093	5	2	7
MI	<u>1800</u>	<u>6</u>	-	<u>6</u>
	7671	22	4	26
<u>REDCOM 16</u>				
WI	1150	6	1	7
MN	958	2	1	3
IA	877	5	-	5
MO	2540	4	2	6
KS	425	2	-	2
NE	651	2	-	2
SD	211	1	-	1
ND	<u>207</u>	<u>1</u>	-	<u>1</u>
	7019	23	4	27
<u>REDCOM 19</u>				
NV	385	2	-	2
HI	690	1	-	1
CA	<u>8000</u>	<u>11</u>	<u>8</u>	<u>19</u>
	9075	14	8	22
<u>REDCOM 22</u>				
WA	2168	6	3	9
OR	1200	3	1	4
MT	360	2	-	2
ID	295	2	-	2
UT	724	1	-	1
CO	1189	2	-	2
WY	117	1	-	1
AK	<u>111</u>	<u>1</u>	-	<u>1</u>
	6524	18	4	22

CLOSE 7,9,11,20
Establish 12



PR

1-1019

CLOSE REDCOMs 7, 9, 10, 20
 CREATE # 14

<u>REDCOM 1</u>	<u>POPULATION</u>	<u># NRAs</u>	<u>#COST NRAs</u>	<u>TOTAL</u>
ME	541	3	-	3
VT	131	1	-	1
NH	331	1	1	2
MA	1038	2	-	2
CT	725	2	-	2
RI	885	1	-	1
NY	<u>2464</u>	<u>8</u>	<u>3</u>	<u>11</u>
	6115	18	4	22
<u>REDCOM 4</u>				
PA	2241	8	-	8
NY (NYC ONLY)	1500	3	1	4
DE	295	2	1	3
NJ	<u>1963</u>	<u>2</u>	<u>2</u>	<u>4</u>
	5999	15	4	19
<u>REDCOM 6</u>				
MD	1550	3	2	5
WASH, DC	2235	1	-	1
WV	488	3	-	3
VA	3182	3	2	5
NC	<u>2318</u>	<u>5</u>	<u>1</u>	<u>6</u>
	9773	15	5	20
<u>REDCOM 8</u>				
SC	1535	3	1	4
GA	1833	4	-	4
FL	4716	8	4	12
PR	<u>5111</u>	<u>1</u>	<u>1</u>	<u>2</u>
	8595	16	6	22
<u>REDCOM 14</u>				
AL	1676	3	2	5
MS	583	2	2	4
LA	1094	3	-	3
AR	420	1	-	1
TN	1485	4	-	4
KY	<u>677</u>	<u>2</u>	<u>-</u>	<u>2</u>
	5935	16	4	20

m(1)-2

(COST MRAs are activities separate from the RESCEN with its own OPTAR such as an MIUWU or SBU)



CLOSE REDCOMs 7, 9, 10, 20
 CREATE # 14

<u>REDCOM 11</u>	<u>POPULATION</u>	<u># NRAs</u>	<u>#COST NRAs</u>	<u>TOTAL</u>
TX	5350	12	4	16
OK	914	2	1	3
NM	521	1	1	2
AZ	<u>1036</u>	<u>2</u>	<u>2</u>	<u>4</u>
	7821	17	86	25 23
<u>REDCOM 13</u>				
OH	2606	7	2	9
IN	1172	4	-	4
IL	2093	5	2	7
MI	<u>1800</u>	<u>6</u>	-	<u>6</u>
	7671	22	4	26
<u>REDCOM 16</u>				
WI	1150	6	1	7
MN	958	2	1	3
IA	877	5	-	5
MO	2540	4	2	6
KS	425	2	-	2
NE	651	2	-	2
SD	211	1	-	1
ND	<u>207</u>	<u>1</u>	-	<u>1</u>
	7019	23	4	27
<u>REDCOM 19</u>				
NV	385	2	-	2
HI	690	1	-	1
CA	<u>8000</u>	<u>11</u>	<u>8</u>	<u>19</u>
	9075	14	8	22
<u>REDCOM 22</u>				
WA	2168	6	3	9
OR	1200	3	1	4
MT	360	2	-	2
ID	295	2	-	2
UT	724	1	-	1
CO	1189	2	-	2
WY	117	1	-	1
AK	<u>111</u>	<u>1</u>	-	<u>1</u>
	6524	18	4	22

m(1)-3



REDCOM 22

WA	2165	6	3	9
OR	1200	3	1	4
MT	360	2	-	2
ID	295	2	-	2
UT	724	1	-	1
CO	1189	2	-	2
WY	117	1	-	1
AK	<u>111</u>	<u>1</u>	<u>-</u>	<u>1</u>
	6524	18	4	22

m-4

ESTABLISH 12
CLOSE REDCOM 7, 11, 20, 9

<u>REDCOM 1</u>	<u>POPULATION</u>	<u>#NRAs</u>	<u>#COST NRAs</u>	<u>TOTAL</u>
ME	541	3	-	3
VT	131	1	-	1
NH	331	1	-	1
MA	1038	2	1	3
CT	725	2	-	2
RI	885	1	-	1
NY	<u>2464</u>	<u>8</u>	<u>3</u>	<u>11</u>
	6115	18	4	22
<u>REDCOM 4</u>				
PA	2241	8	-	8
NYC	1500	3	1	4
NYC ONLY)				
DE	295	2	1	3
NJ	<u>1963</u>	<u>2</u>	<u>2</u>	<u>4</u>
	5999	15	4	19
<u>REDCOM 6</u>				
MD	1550	3	2	5
WASH DC	2235	1	-	1
WV	488	3	-	3
VA	3182	3	2	5
NC	<u>2218</u>	<u>5</u>	<u>1</u>	<u>6</u>
	9773	15	5	20
<u>REDCOM 8</u>				
SC	1535	3	1	4
GA	1833	4	-	4
FL	4716	8	4	12
PR	<u>511</u>	<u>1</u>	<u>-</u>	<u>1</u>
	8595	16	5	21

REDCOM 10

KY	677	2	-	2
TN	1485	4	-	4
AL	1676	3	2	5
MS	583	2	2	4
LA	1094	3	-	3
AR	420	1	-	1
OK	<u>914</u>	2	1	3
	6849	18	5	23

REDCOM 12

TX	5350	12	4	16
NM	521	1	-	1
AZ	1036	2	2	4
CO	<u>1189</u>	2	=	2
	8096	17	6	23

REDCOM 13

OH	2606	7	2	9
IN	1172	4	-	4
IL	2093	5	2	7
MI	<u>1800</u>	6	=	6
	7671	22	4	26

REDCOM 16

WI	1150	6	1	7
MN	958	2	1	3
ND	207	1	-	1
SD	211	1	-	1
IA	877	5	-	5
MO	2540	4	2	6
KS	425	2	-	2
NE	<u>651</u>	2	=	2
	7019	23	4	27

REDCOM 19

CA	8000	11	8	19
HI	690	1	-	1
NV	<u>385</u>	<u>2</u>	<u>-</u>	<u>2</u>
	9075	14	8	22

REDCOM 22

WA	2165	6	3	9
OR	1200	3	1	4
MT	360	2	-	2
ID	295	2	-	2
UT	724	1	-	1
WY	117	1	-	1
AK	<u>111</u>	<u>1</u>	<u>-</u>	<u>1</u>
	5335	16	4	20

REDCOM REV1 (AIT #2)
Close REDCOM 10
#5-26-0838-120

I certify that the information contained herein is accurate and complete to the best of my knowledge and belief.

MAJOR CLAIMANT/CNO ENDORSEMENT

T.F. HALL, RADM, USN
NAME (Please type or print)

TF Hall
Signature

COMMANDER, NAVAL RESERVE FORCE &
Title(s)

1/3/95
Date

DIRECTOR OF NAVAL RESERVE (N095)