

**AIR STAFF CORRECTION WORKSHEET**

**PURPOSE:** To provide additional information not requested in the original medical data call for Moody AFB.

**SOURCE:** HQ AFMSA/SGSFW, Capt O'Brien, DSN 297-5554

**METHOD:** In Oct 94, the Joint Group asked for information concerning "Available Beds" in each MTF.

"Available Beds" are defined as: "the number of beds readily available in space designed for inpatient bed placement. The space will meet current accreditation standards and usually have suction, medical gas and nurse call capability. Bed space that has been permanently encumbered (requires construction to convert it to usable bed space) will not be considered. The space will normally have 140 to 200 square feet per bed. The Available Bed Capacity figure will at a minimum equal the operating beds at a facility plus other bed space meeting the above requirements as reported in the data calls."

HQ AFMSA/SGSFW conducted a survey in Nov 93 that collected information for "Normal Beds." The definition above approximates the definition for "Normal Beds" as specified in that survey. It was determined appropriate to use the data submitted by the MTFs in Nov 93 for "Normal Beds" to meet this late requirement for "Available Beds."

**CONCLUSION:** Available beds for Moody AFB are 47.

**MAJCOM CONCURS:** Maj Adkins, HQ ACC/SGMT2, DSN 574-7874 x2183.

**BASE CONCURS.**

I certify that the above information is accurate and complete to the best of my knowledge and belief.

**AIR STAFF REVIEWER:** Laura E. DuMez **DATE:** 28 Oct 94

Laura E. DuMez, CMSgt, USAF  
Medical Manpower Division  
Dir of Medical Programs and Resources  
Office of the AF Surgeon General

## AIR STAFF CORRECTION WORKSHEET

**PURPOSE:** To provide corrected answer to question 4 of the Medical Data Call,  
Moody AFB.

**SOURCE:** Air Staff calculation using methodology provided in Data Call adjusted per direction of the Joint Group.

**METHOD:** During the course of completing this Data Call, MAJCOMs and facilities asked for clarification on terminology and sources cited in the questionnaire. After reviewing the inputs, we determined that there was too much room for misinterpretation and errors. To ensure consistency in the data, the Air Staff calculated MTF cost for each facility using consistent sources and methodology. This Air Staff determined result was used for the Joint Group process.

After this calculation was done and the information provided to MAJCOMs, the methodology was altered by the Joint Group. The cost was adjusted by not deleting the CAT II RWP's (Para B(7)) and not adding payraises and inflation factors in Para C.

**CONCLUSION:** Adjusted MTF cost for Moody AFB is \$ 6213,95 vice 6651.68.

**MAJCOM CONCURS:** myadkhs, HQ ACE ISG MT2 DSN 574-7874 X2183

**BASE CONCURS.**

I certify that the above information is accurate and complete to the best of my knowledge and belief.

**AIR STAFF REVIEWER:** Laura E. DuMez DATE: 24 Oct 94

Laura E. DuMez, CMSgt, USAF  
Medical Manpower Division  
Dir of Medical Programs and Resources  
Office of the AF Surgeon General

**INSTALLATION WORKSHEET**  
**Moody AFB, Georgia**

**PURPOSE:** To document the answer to BRAC 95 Joint Cross-Service Group (Medical) Data Call question number I.A.1.c.

**SECTION 1: MISSION.**

**A. Population**

**(1) Military Population**

(c) Summarize the information in the table below and attach copies of the DMIS reports to this package.

**SOURCE:** Obtained data from the Resource Analysis and Planning System in DMIS (Defense Medical Information System) on 1 June 1994 via modem as identified in the Medical Data Call.

**METHOD:** As identified in the Medical Data Call, obtained projected population data from RAPS through FY '99. Then performed the following calculation (according to DMIS personnel):

1)  $[(FY '99 - FY '93)/FY '93]/7$  This equation determines the annual percentage change for each of the following categories: Active Duty and family members, Retirees and family, and Other. FY '99 data is located in the attachment.

2) Multiply annual percentage change by FY '99 total.

3) Add this result to the FY '99 total to determine FY 2000 projection.

4) Then repeat this procedure to determine FY 2001 projection (FY2000-FY93).

a) In the equation in step 1, the final divisor is 8 instead of 7 for this projection.

b) Multiply annual percentage change by FY 2000 total.

**CONCLUSION:**

| BENEFICIARY TYPE       | ACTUAL FY 1993 | PROJECTED 2001 |
|------------------------|----------------|----------------|
| ACTIVE DUTY (AD)       | 4,004          | 3,804          |
| FAMILY MEMBERS OF AD   | 6,410          | 5,807          |
| SUBTOTAL               | 10,414         | 9,611          |
| RETIREEES AND FAMILIES | 6,653          | 6,640          |
| OTHERS                 | 625            | 741            |
| TOTAL                  | 17,692         | 16,992         |

Preparer: I certify the above information is accurate and complete to the best of my knowledge and belief.

X *Richard D Thomas* Date *8 June 94*  
 RICHARD D. THOMAS, CAPT, SGAH, 460-4621

MAJCOM Reviewer: I certify the above information is accurate and complete to the best of my knowledge and belief.

Jerry P. Westwater Date 9 June 94  
Signature

Jerry P. Westwater, Major, SGATH, DSN: 574-1874  
Typed Name, Rank, Office Symbol, DSN Number

347TH MEDICAL GROUP, MOODY AFB, GA

POPULATION BY AGE/SEX

| RAPS MODEL FY93 BASELINE POPULATION ESTIMATES JUN 1, 1994 |             |                     |                 |                |             |                 |            |              |
|---|-------------|---------------------|-----------------|----------------|-------------|-----------------|------------|--------------|
| V 6.01 03/30/94   |             | 07:29:11            |                 |                |             |                 |            |              |
| RETAINED HISTORICAL CATCHMENT AREAS                       |             |                     |                 | BRAC III.03    |             | 03/15/94        |            |              |
| 347TH MEDICAL GRP-MOODY                                   |             |                     |                 |                |             |                 |            |              |
| POPULATION BY AGE/SEX                                     |             |                     |                 |                |             |                 |            |              |
| AGE/SEX   | ACTIVE DUTY | DEPS OF ACTIVE DUTY | MED ELIG NG/RES | DEPS OF NG/RES | RETIRED     | DEPS OF RETIRED | SURVIVOR   | TOTAL        |
| 00-04/M   | 0           | 747                 | 0               | 2              | 0           | 39              | 1          | 789          |
| 05-14/M   | 0           | 1099                | 0               | 7              | 0           | 278             | 12         | 1396         |
| 15-17/M   | 0           | 150                 | 0               | 1              | 0           | 193             | 9          | 353          |
| 18-24/M   | 1118        | 99                  | 7               | 1              | 8           | 256             | 25         | 1514         |
| 25-34/M   | 1607        | 47                  | 1               | 0              | 20          | 7               | 2          | 1684         |
| 35-44/M   | 744         | 28                  | 3               | 1              | 344         | 2               | 0          | 1120         |
| 45-64/M   | 39          | 4                   | 3               | 0              | 1770        | 4               | 1          | 1821         |
| 65+/M   | 0           | 2                   | 0               | 1              | 588         | 1               | 0          | 592          |
| 00-04/F   | 0           | 681                 | 0               | 0              | 0           | 25              | 0          | 706          |
| 05-14/F   | 0           | 1009                | 0               | 6              | 0           | 265             | 23         | 1303         |
| 15-17/F   | 0           | 188                 | 0               | 2              | 0           | 148             | 8          | 346          |
| 18-24/F   | 207         | 654                 | 0               | 8              | 0           | 230             | 16         | 1115         |
| 25-34/F   | 210         | 1114                | 0               | 4              | 3           | 73              | 12         | 1416         |
| 35-44/F   | 75          | 512                 | 0               | 4              | 18          | 429             | 25         | 1061         |
| 45-64/F   | 4           | 67                  | 0               | 6              | 23          | 1543            | 206        | 1849         |
| 65+/F   | 0           | 11                  | 0               | 1              | 18          | 372             | 227        | 627          |
| <b>TOTAL</b>  | <b>4004</b> | <b>6410</b>         | <b>14</b>       | <b>44</b>      | <b>2788</b> | <b>3865</b>     | <b>567</b> | <b>17692</b> |

I. R. I. C. Add. 1

347TH MEDICAL GROUP, MOODY AFB, GA

POPULATION BY AGE/SEX

| RAPS POPULATION PROJECTION REPORT JUN 1, 1994                           |             |             |           |           |             |             |            |              |
|---|-------------|-------------|-----------|-----------|-------------|-------------|------------|--------------|
| FY 94 BASED UPON FY93 BASELINE 07:29:11                                 |             |             |           |           |             |             |            |              |
| V 6.01 03/30/94 RETAINED HISTORICAL CATCHMENT AREA BRAC III.03 03/15/94 |             |             |           |           |             |             |            |              |
| 347TH MED GRP-MOODY   |             |             |           |           |             |             |            |              |
| POPULATION BY AGE/SEX   |             |             |           |           |             |             |            |              |
| AGE/SEX   | ACTIVE D    | DEPS OF A   | MED ELIG  | DEPS OF N | RETIRED     | DEPS OF R   | SURVIVOR   | TOTAL        |
| 00-04/M   | 0           | 727         | 0         | 2         | 0           | 39          | 1          | 769          |
| 05-14/M   | 0           | 1073        | 0         | 7         | 0           | 274         | 12         | 1366         |
| 15-17/M   | 0           | 147         | 0         | 1         | 0           | 191         | 9          | 348          |
| 18-24/M   | 1130        | 97          | 6         | 1         | 8           | 252         | 25         | 1519         |
| 25-34/M   | 1625        | 46          | 1         | 0         | 18          | 7           | 2          | 1699         |
| 35-44/M   | 752         | 26          | 3         | 1         | 343         | 2           | 0          | 1127         |
| 45-64/M   | 39          | 4           | 3         | 0         | 1734        | 4           | 1          | 1785         |
| 85 + /M   | 0           | 2           | 0         | 1         | 623         | 1           | 0          | 627          |
| 00-04/F   | 0           | 664         | 0         | 0         | 0           | 25          | 0          | 689          |
| 05-14/F   | 0           | 985         | 0         | 6         | 0           | 262         | 23         | 1276         |
| 15-17/F   | 0           | 183         | 0         | 2         | 0           | 147         | 8          | 340          |
| 18-24/F   | 209         | 638         | 0         | 8         | 0           | 227         | 16         | 1098         |
| 25-34/F   | 212         | 1090        | 0         | 4         | 3           | 71          | 12         | 1392         |
| 35-44/F   | 76          | 501         | 0         | 4         | 16          | 425         | 25         | 1047         |
| 45-64/F   | 4           | 66          | 0         | 6         | 23          | 1533        | 203        | 1835         |
| 85 + /F   | 0           | 11          | 0         | 1         | 16          | 392         | 245        | 665          |
| <b>TOTAL</b>  | <b>4047</b> | <b>6260</b> | <b>13</b> | <b>44</b> | <b>2784</b> | <b>3852</b> | <b>582</b> | <b>17582</b> |

347TH MEDICAL GROUP, MOODY AFB, GA

POPULATION BY AGE/SEX

| RAPS POPULATION PROJECTION REPORT JUN 1, 1994                           |             |                    |           |           |                    |             |            |              |
|---|-------------|--------------------|-----------|-----------|--------------------|-------------|------------|--------------|
| FY 95 BASED UPON FY93 BASELINE 07:29:11                                 |             |                    |           |           |                    |             |            |              |
| V 6.01 03/30/94 RETAINED HISTORICAL CATCHMENT AREA BRAC III.03 03/15/94 |             |                    |           |           |                    |             |            |              |
| 347TH MED GRP-MOODY   |             |                    |           |           |                    |             |            |              |
| POPULATION BY AGE/SEX   |             |                    |           |           |                    |             |            |              |
| AGE/SEX   | ACTIVE D    | DEPS OF A MED ELIG | DEPS OF N | RETIRED   | DEPS OF R SURVIVOR | TOTAL       |            |              |
| 00-04/M   | 0           | 703                | 0         | 2         | 0                  | 37          | 1          | 743          |
| 05-14/M   | 0           | 1036               | 0         | 7         | 0                  | 272         | 12         | 1327         |
| 15-17/M   | 0           | 142                | 0         | 1         | 0                  | 188         | 9          | 340          |
| 18-24/M   | 1092        | 93                 | 6         | 1         | 8                  | 249         | 25         | 1474         |
| 25-34/M   | 1671        | 45                 | 1         | 0         | 17                 | 7           | 2          | 1643         |
| 35-44/M   | 727         | 24                 | 3         | 1         | 342                | 2           | 0          | 1099         |
| 45-64/M   | 39          | 4                  | 3         | 0         | 1694               | 4           | 1          | 1745         |
| 65+/M   | 0           | 2                  | 0         | 1         | 659                | 1           | 0          | 663          |
| 00-04/F   | 0           | 642                | 0         | 0         | 0                  | 25          | 0          | 667          |
| 05-14/F   | 0           | 951                | 0         | 6         | 0                  | 259         | 23         | 1239         |
| 15-17/F   | 0           | 178                | 0         | 2         | 0                  | 144         | 8          | 332          |
| 18-24/F   | 202         | 617                | 0         | 7         | 0                  | 224         | 16         | 1066         |
| 24-34/F   | 206         | 1051               | 0         | 4         | 3                  | 71          | 12         | 1347         |
| 35-44/F   | 73          | 484                | 0         | 4         | 16                 | 419         | 25         | 1021         |
| 45-64/F   | 4           | 64                 | 0         | 5         | 23                 | 1517        | 198        | 1811         |
| 65+/F   | 0           | 11                 | 0         | 1         | 17                 | 410         | 265        | 704          |
| <b>TOTAL</b>  | <b>3914</b> | <b>6047</b>        | <b>13</b> | <b>42</b> | <b>2779</b>        | <b>3829</b> | <b>597</b> | <b>17221</b> |

347TH MEDICAL GROUP, MOODY AFB, GA

POPULATION BY AGE/SEX

| RAPS POPULATION PROJECTION REPORT JUN 1, 1994                           |             |                    |                   |           |             |             |            |              |
|---|-------------|--------------------|-------------------|-----------|-------------|-------------|------------|--------------|
| FY 96 BASED UPON FY93 BASELINE 07:29:11                                 |             |                    |                   |           |             |             |            |              |
| V 6.01 03/30/94 RETAINED HISTORICAL CATCHMENT AREA BRAC III.03 03/15/94 |             |                    |                   |           |             |             |            |              |
| 347TH MED GRP-MOODY   |             |                    |                   |           |             |             |            |              |
| POPULATION BY AGE/SEX   |             |                    |                   |           |             |             |            |              |
| AGE/SEX   | ACTIVE D    | DEPS OF A-MED ELIG | DEPS OF N-RETIRED | DEPS OF R | SURVIVOR    | TOTAL       |            |              |
| 00-04/M   | 0           | 717                | 0                 | 2         | 0           | 37          | 1          | 757          |
| 05-14/M   | 0           | 1059               | 0                 | 6         | 0           | 269         | 12         | 1346         |
| 15-17/M   | 0           | 145                | 0                 | 1         | 0           | 187         | 9          | 342          |
| 18-24/M   | 1119        | 95                 | 6                 | 1         | 8           | 247         | 25         | 1501         |
| 25-34/M   | 1608        | 46                 | 1                 | 0         | 17          | 7           | 2          | 1681         |
| 35-44/M   | 744         | 25                 | 3                 | 1         | 342         | 2           | 0          | 1117         |
| 45-64/M   | 39          | 4                  | 3                 | 0         | 1684        | 4           | 1          | 1715         |
| 65+/M   | 0           | 2                  | 0                 | 1         | 688         | 1           | 0          | 692          |
| 00-04/F   | 0           | 654                | 0                 | 0         | 0           | 24          | 0          | 678          |
| 05-14/F   | 0           | 972                | 0                 | 5         | 0           | 257         | 23         | 1257         |
| 15-17/F   | 0           | 181                | 0                 | 2         | 0           | 143         | 8          | 334          |
| 18-24/F   | 207         | 627                | 0                 | 7         | 0           | 221         | 16         | 1078         |
| 25-34/F   | 210         | 1075               | 0                 | 4         | 3           | 71          | 12         | 1375         |
| 36-44/F   | 75          | 494                | 0                 | 4         | 16          | 416         | 25         | 1029         |
| 45-64/F   | 4           | 64                 | 0                 | 5         | 23          | 1509        | 196        | 1801         |
| 65+/F   | 0           | 11                 | 0                 | 1         | 19          | 425         | 281        | 737          |
| <b>TOTAL</b>  | <b>4006</b> | <b>8171</b>        | <b>13</b>         | <b>40</b> | <b>2780</b> | <b>3819</b> | <b>611</b> | <b>17440</b> |



347TH MEDICAL GROUP, MOODY AFB, GA

| POPULATION BY AGE/SEX   |             |             |           |           |             |             |            |              |  |  |
|---|-------------|-------------|-----------|-----------|-------------|-------------|------------|--------------|--|--|
| RAPS POPULATION PROJECTION REPORT JUN 1, 1994                           |             |             |           |           |             |             |            |              |  |  |
| FY 97 BASED UPON FY93 BASELINE 07:29:11                                 |             |             |           |           |             |             |            |              |  |  |
| V 6.01 03/30/94 RETAINED HISTORICAL CATCHMENT AREA BRAC III.03 03/15/94 |             |             |           |           |             |             |            |              |  |  |
| 347TH MED GRP-MOODY   |             |             |           |           |             |             |            |              |  |  |
| POPULATION BY AGE/SEX   |             |             |           |           |             |             |            |              |  |  |
| AGE/SEX   | ACTIVE D    | DEPS OF A   | MED ELIG  | DEPS OF N | RETIRED     | DEPS OF R   | SURVIVOR   | TOTAL        |  |  |
| 00-04/M   | 0           | 689         | 0         | 2         | 0           | 37          | 1          | 729          |  |  |
| 05-14/M   | 0           | 1018        | 0         | 6         | 0           | 267         | 12         | 1303         |  |  |
| 15-17/M   | 0           | 139         | 0         | 1         | 0           | 185         | 9          | 334          |  |  |
| 18-24/M   | 1074        | 92          | 6         | 1         | 8           | 244         | 25         | 1450         |  |  |
| 24-34/M   | 1544        | 44          | 1         | 0         | 17          | 7           | 2          | 1615         |  |  |
| 35-44/M   | 715         | 25          | 3         | 1         | 340         | 2           | 0          | 1086         |  |  |
| 45-64/M   | 37          | 4           | 3         | 0         | 1648        | 4           | 1          | 1697         |  |  |
| 65 + /M   | 0           | 2           | 0         | 1         | 710         | 1           | 0          | 714          |  |  |
| 00-04/F   | 0           | 628         | 0         | 0         | 0           | 24          | 0          | 652          |  |  |
| 05-14/F   | 0           | 934         | 0         | 5         | 0           | 255         | 23         | 1217         |  |  |
| 15-17/F   | 0           | 174         | 0         | 2         | 0           | 142         | 8          | 326          |  |  |
| 18-24/F   | 199         | 602         | 0         | 7         | 0           | 220         | 16         | 1044         |  |  |
| 25-34/F   | 202         | 1032        | 0         | 4         | 3           | 70          | 12         | 1323         |  |  |
| 35-44/F   | 72          | 475         | 0         | 4         | 16          | 412         | 25         | 1004         |  |  |
| 45-64/F   | 4           | 63          | 0         | 5         | 23          | 1507        | 192        | 1794         |  |  |
| 65 + /F   | 0           | 10          | 0         | 1         | 20          | 438         | 301        | 770          |  |  |
| <b>TOTAL</b>  | <b>3847</b> | <b>5931</b> | <b>13</b> | <b>40</b> | <b>2785</b> | <b>3815</b> | <b>627</b> | <b>17058</b> |  |  |

347TH MEDICAL GROUP, MOODY AFB, GA

POPULATION BY AGE/SEX

| RAPS POPULATION PROJECTION REPORT JUN 1, 1994                           |             |             |           |           |             |             |            |              |
|---|-------------|-------------|-----------|-----------|-------------|-------------|------------|--------------|
| FY 98 BASED UPON FY83 BASELINE 07:29:11                                 |             |             |           |           |             |             |            |              |
| V 6.01 03/30/94 RETAINED HISTORICAL CATCHMENT AREA BRAC III.03 03/15/94 |             |             |           |           |             |             |            |              |
| 347TH MED GRP-MOODY   |             |             |           |           |             |             |            |              |
| POPULATION BY AGE/SEX   |             |             |           |           |             |             |            |              |
| AGE/SEX   | ACTIVE D    | DEPS OF A   | MED ELIG  | DEPS OF N | RETIRED     | DEPS OF R   | SURVIVOR   | TOTAL        |
| 00-04/M   | 0           | 689         | 0         | 2         | 0           | 37          | 1          | 729          |
| 05-14/M   | 0           | 1018        | 0         | 6         | 0           | 266         | 12         | 1302         |
| 15-17/M   | 0           | 139         | 0         | 1         | 0           | 185         | 9          | 334          |
| 18-24/M   | 1074        | 92          | 6         | 1         | 8           | 243         | 25         | 1449         |
| 25-34/M   | 1544        | 44          | 1         | 0         | 17          | 7           | 2          | 1615         |
| 35-44/M   | 715         | 24          | 3         | 1         | 340         | 2           | 0          | 1085         |
| 45-64/M   | 37          | 4           | 3         | 0         | 1639        | 4           | 1          | 1688         |
| 65 + /M   | 0           | 2           | 0         | 1         | 729         | 1           | 0          | 733          |
| 00-04/F   | 0           | 628         | 0         | 0         | 0           | 24          | 0          | 652          |
| 05-14/F   | 0           | 934         | 0         | 5         | 0           | 253         | 23         | 1215         |
| 15-17/F   | 0           | 174         | 0         | 2         | 0           | 142         | 8          | 326          |
| 18-24/F   | 199         | 603         | 0         | 7         | 0           | 219         | 16         | 1044         |
| 25-34/F   | 202         | 1032        | 0         | 4         | 3           | 70          | 12         | 1323         |
| 35-44/F   | 72          | 475         | 0         | 4         | 16          | 412         | 25         | 1004         |
| 45-64/F   | 4           | 63          | 0         | 5         | 22          | 1509        | 192        | 1795         |
| 65 + /F   | 0           | 10          | 0         | 1         | 20          | 448         | 316        | 795          |
| <b>TOTAL</b>  | <b>3847</b> | <b>5931</b> | <b>13</b> | <b>40</b> | <b>2794</b> | <b>3822</b> | <b>642</b> | <b>17089</b> |

347TH MEDICAL GROUP, MOODY AFB, GA

POPULATION BY AGE/SEX

| RAPS POPULATION PROJECTION REPORT JUN 1, 1994                           |             |             |           |           |             |             |            |              |
|---|-------------|-------------|-----------|-----------|-------------|-------------|------------|--------------|
| FY 99 BASED UPON FY93 BASELINE 07:29:11                                 |             |             |           |           |             |             |            |              |
| V 6.01 03/30/94 RETAINED HISTORICAL CATCHMENT AREA BRAC III.03 03/15/94 |             |             |           |           |             |             |            |              |
| 347TH MED GRP-MOODY   |             |             |           |           |             |             |            |              |
| POPULATION BY AGE/SEX   |             |             |           |           |             |             |            |              |
| AGE/SEX   | ACTIVE D    | DEPS OF A   | MED ELIG  | DEPS OF N | RETIRED     | DEPS OF R   | SURVIVOR   | TOTAL        |
| 00-04/M   | 0           | 689         | 0         | 2         | 0           | 37          | 1          | 729          |
| 05-14/M   | 0           | 1018        | 0         | 6         | 0           | 267         | 12         | 1303         |
| 15-17/M   | 0           | 139         | 0         | 1         | 0           | 185         | 9          | 334          |
| 18-24/M   | 1074        | 92          | 6         | 1         | 8           | 243         | 25         | 1449         |
| 25-34/M   | 1544        | 44          | 1         | 0         | 17          | 7           | 2          | 1615         |
| 35-44/M   | 715         | 24          | 3         | 1         | 343         | 2           | 0          | 1088         |
| 45-64/M   | 37          | 4           | 3         | 0         | 1629        | 4           | 1          | 1678         |
| 65 + /M   | 0           | 2           | 0         | 1         | 749         | 1           | 0          | 753          |
| 00-04/F   | 0           | 629         | 0         | 0         | 0           | 24          | 0          | 653          |
| 05-14/F   | 0           | 934         | 0         | 5         | 0           | 255         | 23         | 1217         |
| 15-17/F   | 0           | 174         | 0         | 2         | 0           | 142         | 8          | 326          |
| 18-24/F   | 199         | 603         | 0         | 7         | 0           | 218         | 16         | 1043         |
| 25-34/F   | 202         | 1032        | 0         | 4         | 3           | 70          | 12         | 1323         |
| 35-44/F   | 72          | 475         | 0         | 4         | 16          | 412         | 25         | 1004         |
| 45-64/F   | 4           | 63          | 0         | 5         | 22          | 1509        | 191        | 1794         |
| 65 + /F   | 0           | 10          | 0         | 1         | 21          | 459         | 334        | 825          |
| <b>TOTAL</b>  | <b>3847</b> | <b>5932</b> | <b>13</b> | <b>40</b> | <b>2808</b> | <b>3835</b> | <b>659</b> | <b>17134</b> |
|   |             |             |           |           |             |             |            |              |
|   |             |             |           |           |             |             |            |              |
|   |             |             |           |           |             |             |            |              |
|   |             |             |           |           |             |             |            |              |

## 347TH MEDICAL GROUP, MOODY AFB, GA

## POPULATION BY AGE/SEX

|    | ACTIVE<br>DUTY | DEPS OF<br>ACTIVE<br>DUTY | MED ELIG<br>NG/RES | DEPS OF<br>NG/RES | RETIRED | DEPS OF<br>RETIRED | SURVIVOR | TOTAL |
|----|----------------|---------------------------|--------------------|-------------------|---------|--------------------|----------|-------|
| 93 | 4004           | 6410                      | 14                 | 44                | 2788    | 3865               | 567      | 17692 |
| 94 | 4047           | 6260                      | 13                 | 44                | 2784    | 3852               | 582      | 17582 |
| 95 | 3914           | 6047                      | 13                 | 42                | 2779    | 3829               | 597      | 17221 |
| 96 | 4006           | 6171                      | 13                 | 40                | 2780    | 3819               | 611      | 17440 |
| 97 | 3847           | 5831                      | 13                 | 40                | 2785    | 3815               | 627      | 17058 |
| 98 | 3847           | 5931                      | 13                 | 40                | 2794    | 3822               | 642      | 17089 |
| 99 | 3847           | 5932                      | 13                 | 40                | 2808    | 3835               | 659      | 17134 |

347TH MEDICAL GROUP, MOODY AFB, GA  
POPULATION BY SPONSOR'S SERVICE BRANCH

| RAPS MODEL FY93 BASELINE POPULATION ESTIMATES JUN 1, 1994 |             |             |           |           |             |             |            |              |
|---|-------------|-------------|-----------|-----------|-------------|-------------|------------|--------------|
| V 6.01 03/30/94   |             |             | 13:35:03  |           |             |             |            |              |
| RETAINED HISTORICAL CATCHMENT AREAS BRAC III.03 03/15/94  |             |             |           |           |             |             |            |              |
| 347TH MEDICAL GROUP-MOODY                                 |             |             |           |           |             |             |            |              |
| POPULATION BY SPONSOR SERVICE BRANCH                      |             |             |           |           |             |             |            |              |
| SPONSOR   | ACTIVE D    | DEPS OF A   | MED ELIG  | DEPS OF N | RETIRED     | DEPS OF R   | SURVIVOR   | TOTAL        |
| ARMY  | 1           | 443         | 14        | 35        | 636         | 834         | 162        | 2125         |
| NAVY  | 0           | 86          | 0         | 2         | 331         | 354         | 86         | 859          |
| AFLOAT  | 0           | 89          | N/A       | N/A       | N/A         | N/A         | N/A        | 89           |
| USMC  | 0           | 37          | 0         | 4         | 81          | 110         | 17         | 249          |
| USAF  | 4003        | 5752        | 0         | 3         | 1724        | 2551        | 289        | 14322        |
| USCG  | 0           | 3           | 0         | 0         | 16          | 16          | 3          | 38           |
| OTHER   | 0           | 0           | 0         | 0         | 0           | 0           | 10         | 10           |
| <b>TOTAL</b>  | <b>4004</b> | <b>6410</b> | <b>14</b> | <b>44</b> | <b>2788</b> | <b>3865</b> | <b>567</b> | <b>17692</b> |
| RAPS POPULATION PROJECTION REPORT JUN 1, 1994             |             |             |           |           |             |             |            |              |
| FY 94 BASED UPON 93 BASELINE V 6.01 03/30/94              |             |             | 13:35:03  |           |             |             |            |              |
| RETAINED HISTORICAL CATCHMENT AREAS BRAC III.03 03/15/94  |             |             |           |           |             |             |            |              |
| 347TH MEDICAL GROUP-MOODY                                 |             |             |           |           |             |             |            |              |
| POPULATION BY SPONSOR SERVICE BRANCH                      |             |             |           |           |             |             |            |              |
| SPONSOR   | ACTIVE D    | DEPS OF A   | MED ELIG  | DEPS OF N | RETIRED     | DEPS OF R   | SURVIVOR   | TOTAL        |
| ARMY  | 1           | 427         | 13        | 35        | 637         | 831         | 167        | 2111         |
| NAVY  | 0           | 82          | 0         | 2         | 332         | 356         | 90         | 862          |
| AFLOAT  | 0           | 84          | N/A       | N/A       | N/A         | N/A         | N/A        | 84           |
| USMC  | 0           | 34          | 0         | 4         | 81          | 111         | 17         | 247          |
| USAF  | 4046        | 5630        | 0         | 3         | 1718        | 2538        | 295        | 14230        |
| USCG  | 0           | 3           | 0         | 0         | 16          | 16          | 3          | 38           |
| OTHER   | 0           | 0           | 0         | 0         | 0           | 0           | 10         | 10           |
| <b>TOTAL</b>  | <b>4047</b> | <b>6260</b> | <b>13</b> | <b>44</b> | <b>2784</b> | <b>3852</b> | <b>582</b> | <b>17582</b> |

347TH MEDICAL GROUP, MOODY AFB, GA  
POPULATION BY SPONSOR'S SERVICE BRANCH

| RAPS POPULATION PROJECTION REPORT JUN 1, 1994            |             |             |           |           |             |             |            |              |
|--|-------------|-------------|-----------|-----------|-------------|-------------|------------|--------------|
| FY 95 BASED UPON 93 BASELINE V 6.01 03/30/94 13:35:03    |             |             |           |           |             |             |            |              |
| RETAINED HISTORICAL CATCHMENT AREAS BRAC III.03 03/15/94 |             |             |           |           |             |             |            |              |
| 347TH MEDICAL GROUP-MOODY                                |             |             |           |           |             |             |            |              |
| POPULATION BY SPONSOR SERVICE BRANCH                     |             |             |           |           |             |             |            |              |
| SPONSOR  | ACTIVE D    | DEPS OF A   | MED ELIG  | DEPS OF N | RETIRED     | DEPS OF R   | SURVIVOR   | TOTAL        |
| ARMY   | 1           | 407         | 13        | 33        | 637         | 826         | 172        | 2089         |
| NAVY   | 0           | 80          | 0         | 2         | 334         | 355         | 93         | 864          |
| AFLOAT   | 0           | 82          | N/A       | N/A       | N/A         | N/A         | N/A        | 82           |
| USMC   | 0           | 34          | 0         | 4         | 82          | 111         | 18         | 249          |
| USAF   | 3913        | 5441        | 0         | 3         | 1710        | 2521        | 301        | 13889        |
| USCG   | 0           | 3           | 0         | 0         | 16          | 16          | 3          | 38           |
| OTHER  | 0           | 0           | 0         | 0         | 0           | 0           | 10         | 10           |
| <b>TOTAL</b>   | <b>3914</b> | <b>6047</b> | <b>13</b> | <b>42</b> | <b>2779</b> | <b>3829</b> | <b>597</b> | <b>17221</b> |
| RAPS POPULATION PROJECTION REPORT JUN 1, 1994            |             |             |           |           |             |             |            |              |
| FY 96 BASED UPON 93 BASELINE V 6.01 03/30/94 13:35:03    |             |             |           |           |             |             |            |              |
| RETAINED HISTORICAL CATCHMENT AREAS BRAC III.03 03/15/94 |             |             |           |           |             |             |            |              |
| 347TH MEDICAL GROUP-MOODY                                |             |             |           |           |             |             |            |              |
| POPULATION BY SPONSOR SERVICE BRANCH                     |             |             |           |           |             |             |            |              |
| SPONSOR  | ACTIVE D    | DEPS OF A   | MED ELIG  | DEPS OF N | RETIRED     | DEPS OF R   | SURVIVOR   | TOTAL        |
| ARMY   | 1           | 403         | 13        | 31        | 640         | 825         | 177        | 2090         |
| NAVY   | 0           | 83          | 0         | 2         | 335         | 356         | 96         | 872          |
| AFLOAT   | 0           | 86          | N/A       | N/A       | N/A         | N/A         | N/A        | 86           |
| USMC   | 0           | 33          | 0         | 4         | 83          | 110         | 18         | 248          |
| USAF   | 4005        | 5563        | 0         | 3         | 1707        | 2511        | 307        | 14096        |
| USCG   | 0           | 3           | 0         | 0         | 15          | 17          | 3          | 38           |
| OTHER  | 0           | 0           | 0         | 0         | 0           | 0           | 10         | 10           |
| <b>TOTAL</b>   | <b>4006</b> | <b>6171</b> | <b>13</b> | <b>40</b> | <b>2780</b> | <b>3819</b> | <b>611</b> | <b>17440</b> |

347TH MEDICAL GROUP, MOODY AFB, GA  
POPULATION BY SPONSOR'S SERVICE BRANCH

| RAPS POPULATION PROJECTION REPORT JUN 1, 1994            |             |             |           |           |             |             |            |              |
|--|-------------|-------------|-----------|-----------|-------------|-------------|------------|--------------|
| FY 97 BASED UPON 93 BASELINE V 6.01 03/30/94             |             |             |           |           |             | 13:35:03    |            |              |
| RETAINED HISTORICAL CATCHMENT AREAS BRAC III.03 03/15/94 |             |             |           |           |             |             |            |              |
| 347TH MEDICAL GROUP-MOODY                                |             |             |           |           |             |             |            |              |
| POPULATION BY SPONSOR SERVICE BRANCH                     |             |             |           |           |             |             |            |              |
| SPONSOR  | ACTIVE D    | DEPS OF A   | MED ELIG  | DEPS OF N | RETIRED     | DEPS OF R   | SURVIVOR   | TOTAL        |
| ARMY   | 1           | 393         | 13        | 31        | 641         | 824         | 182        | 2085         |
| NAVY   | 0           | 75          | 0         | 2         | 337         | 354         | 99         | 867          |
| AFLOAT   | 0           | 78          | N/A       | N/A       | N/A         | N/A         | N/A        | 78           |
| USMC   | 0           | 31          | 0         | 4         | 83          | 111         | 18         | 247          |
| USAF   | 3846        | 5351        | 0         | 3         | 1708        | 2509        | 314        | 13731        |
| USCG   | 0           | 3           | 0         | 0         | 16          | 17          | 3          | 39           |
| OTHER  | 0           | 0           | 0         | 0         | 0           | 0           | 11         | 11           |
| <b>TOTAL</b>   | <b>3847</b> | <b>5931</b> | <b>13</b> | <b>40</b> | <b>2785</b> | <b>3815</b> | <b>627</b> | <b>17058</b> |
| RAPS POPULATION PROJECTION REPORT JUN 1, 1994            |             |             |           |           |             |             |            |              |
| FY 98 BASED UPON 93 BASELINE V 6.01 03/30/94             |             |             |           |           |             | 13:35:03    |            |              |
| RETAINED HISTORICAL CATCHMENT AREAS BRAC III.03 03/15/94 |             |             |           |           |             |             |            |              |
| 347TH MEDICAL GROUP-MOODY                                |             |             |           |           |             |             |            |              |
| POPULATION BY SPONSOR SERVICE BRANCH                     |             |             |           |           |             |             |            |              |
| SPONSOR  | ACTIVE D    | DEPS OF A   | MED ELIG  | DEPS OF N | RETIRED     | DEPS OF R   | SURVIVOR   | TOTAL        |
| ARMY   | 1           | 394         | 13        | 31        | 643         | 825         | 187        | 2094         |
| NAVY   | 0           | 75          | 0         | 2         | 340         | 356         | 102        | 875          |
| AFLOAT   | 0           | 78          | N/A       | N/A       | N/A         | N/A         | N/A        | 78           |
| USMC   | 0           | 31          | 0         | 4         | 84          | 111         | 18         | 248          |
| USAF   | 3846        | 5350        | 0         | 3         | 1711        | 2513        | 321        | 13744        |
| USCG   | 0           | 3           | 0         | 0         | 16          | 17          | 3          | 39           |
| OTHER  | 0           | 0           | 0         | 0         | 0           | 0           | 11         | 11           |
| <b>TOTAL</b>   | <b>3847</b> | <b>5931</b> | <b>13</b> | <b>40</b> | <b>2794</b> | <b>3822</b> | <b>642</b> | <b>17089</b> |

347TH MEDICAL GROUP, MOODY AFB, GA  
POPULATION BY SPONSOR'S SERVICE BRANCH

| RAPS POPULATION PROJECTION REPORT JUN 1, 1994            |             |             |           |           |             |             |            |              |
|--|-------------|-------------|-----------|-----------|-------------|-------------|------------|--------------|
| FY 99 BASED UPON 93 BASELINE V 6.01 03/30/94             |             |             |           |           |             | 13:35:03    |            |              |
| RETAINED HISTORICAL CATCHMENT AREAS BRAC III.03 03/15/94 |             |             |           |           |             |             |            |              |
| 347TH MEDICAL GROUP-MOODY                                |             |             |           |           |             |             |            |              |
| POPULATION BY SPONSOR SERVICE BRANCH                     |             |             |           |           |             |             |            |              |
| SPONSOR  | ACTIVE D    | DEPS OF A   | MED ELIG  | DEPS OF N | RETIRED     | DEPS OF R   | SURVIVOR   | TOTAL        |
| ARMY   | 1           | 394         | 13        | 31        | 648         | 828         | 192        | 2107         |
| NAVY   | 0           | 76          | 0         | 2         | 342         | 358         | 106        | 884          |
| AFLOAT   | 0           | 78          | N/A       | N/A       | N/A         | N/A         | N/A        | 78           |
| USMC   | 0           | 31          | 0         | 4         | 85          | 112         | 19         | 251          |
| USAF   | 3846        | 5350        | 0         | 3         | 1716        | 2520        | 328        | 13763        |
| USCG   | 0           | 3           | 0         | 0         | 17          | 17          | 3          | 40           |
| OTHER  | 0           | 0           | 0         | 0         | 0           | 0           | 11         | 11           |
| <b>TOTAL</b>   | <b>3847</b> | <b>5932</b> | <b>13</b> | <b>40</b> | <b>2808</b> | <b>3835</b> | <b>659</b> | <b>17134</b> |



INSTALLATION WORKSHEET  
Moody AFB, Georgia

PURPOSE: To document the answer to BRAC 95 Joint Cross-Service Group (Medical) Data Call question number LA.1.d.

SECTION 1. MISSION.

A. Population

(1) Military Population

(d) Projected Changes in Military Population: If you anticipate any other changes in your military population through the year 2001, provide specifics about the change: What, When, Numbers Impacted.

SOURCE: Lt Col Bruce P. Heseltine, SGA, Hospital Administrator at 347th Medical Group, Moody AFB, GA (DSN: 460-372) and DMIS documents.

METHOD: Ascertained based on all available DMIS documents projected thru FY '99 that the military strength of Moody AFB is to remain stable at 3,800 - 3,900 personnel.

CONCLUSION: There are no changes anticipated in Moody AFB's military population through the year 2001.

Preparer: I certify the above information is accurate and complete to the best of my knowledge and belief.

*R* Richard D. Thomas Date 10 June 94  
Signature  
RICHARD D. THOMAS, CAPT, SGAH, 460-4621

MAJCOM Reviewer: I certify the above information is accurate and complete to the best of my knowledge and belief.

Jerry P. Westwater Date 10 June 94  
Signature  
Jerry P. Westwater, Major, SGAH, DSN: 574-7874  
Typed Name, Rank, Office Symbol, DSN Number

**INSTALLATION WORKSHEET**  
Moody AFB, Georgia

**PURPOSE:** To document the answer to BRAC 95 Joint Cross-Service Group (Medical) Data Call question number I.A.2.

**SECTION 1. MISSION.**

**A. Population**

(2) All facilities - Total Military and Civilian Population in Area: Provide the U. S. Census population for your 40-mile catchment area.

**SOURCE:** As identified in the Medical Data Call, U. S. Census data was used for county projections.


**METHOD:** DMIS did not have the necessary information to determine the population of the catchment area by zip code. No local source of population by zip code could be located. The medical databases available to the facility only count military beneficiaries by zip code not the entire population of an area. Census data was available for counties and these figures were used. In order to determine the population, a 40 mile radius circle was drawn around the base on a map of the region. This circle revealed which counties were inside the catchment area and which were only partly inside the area. The standard used to determine the county population was if the county was 50% or more within the catchment area then the entire population of the county would be counted. Tift and Colquitt counties were included because their major population areas were inside the circle. However, because some of their smaller towns were outside the circle; only half of their population was counted as a conservative estimate.

**CONCLUSION:**


The population for the catchment area by county is:

|              |                |
|--------------|----------------|
| Madison      | 16,569         |
| Hamilton     | 10,930         |
| Lowndes      | 75,981         |
| Berrien      | 14,153         |
| Lanier       | 5,531          |
| Brooks       | 15,398         |
| Echols       | 2,334          |
| Cook         | 13,456         |
| Atkinson     | 6,213          |
| Clinch       | 6,160          |
| Colquitt     | 18,322         |
| Tift         | 17,499         |
| <b>TOTAL</b> | <b>202,546</b> |

Preparer: I certify the above information is accurate and complete to the best of my knowledge and belief.

 Richard D. Thomas Date 8 June 94  
Signature  
RICHARD D. THOMAS, CAPT, SGAH, 460-4621

MAJCOM Reviewer: I certify the above information is accurate and complete to the best of my knowledge and belief.

 Jerry P. Westwater Date 9 June 94  
Signature  
Jerry P. Westwater Major, SGAH, DSN: 574-7874  
Typed Name, Rank, Office Symbol, DSN Number

**INSTALLATION WORKSHEET**  
Moody AFB, Georgia

**PURPOSE:** To document the answer to BRAC 95 Joint Cross-Service Group (Medical) Data Call question number I.B.1.a.

**SECTION 1. MISSION.**

**B. Civilian Catchment Information - (Hospital and Non-Lead Agent Medical Centers Only Complete This - Clinics and Keesler, Lackland, Travis, and Wright-Patterson are N/A):**

**(1) Catchment Area Community Hospitals.**

**(a) Please list in the table below all the community hospitals in your local 40 mile catchment area. Include other Department of Defense and federal hospitals, as well as all civilians hospitals. Community hospitals are as defined in the AHA's Hospital Statistics or Hospital Guide publications (e.g. short term with average lengths of stay of less than 30 days, general, medical/surgical institutions).**

**SOURCE:** The 1993 American Hospital Association Guide to the Health Care Field

**METHOD:** Data was extracted from the Guide by examining the sections on the community hospitals that are within our catchment area. This information can be found on pages A100, A102, and A113 through A125. This information was reviewed and entered into the table.

CONCLUSION:

Hospital Catchment Area is defined as sets of zip codes emanating from the center of the MTF within a radius of 40 miles. If you are required to use another boundary, please define the geographical region and the reason for its use.

| HOSPITAL NAME                    | CITY, COUNTY, STATE    | OWNER-SHIP | DISTANCE FROM MTF | DRIVING TIME FROM MTF | BEDS                   | OCCUPANCY RATE | JCAHO ACCREDITED (YES/NO) | RELATIONSHIPS | UNIQUE FEATURES                 |
|----------------------------------|------------------------|------------|-------------------|-----------------------|------------------------|----------------|---------------------------|---------------|---------------------------------|
| Berrien County Hospital          | Nashville, Berrien, GA | Private    | 20                | 25                    | 167 (59 Hospital beds) | N/A            | Yes                       | None          | None                            |
| Brooks County Hospital           | Quitman, Brooks, GA    | Private    | 30                | 35                    | 35                     | 34.3%          | No                        | None          | ER, Outpatient Surgery          |
| Louis Smith Memorial Hospital    | Lakeland, Lanier, GA   | Private    | 10                | 10                    | 102 (40 Hospital beds) | 65.7%          | Yes                       | None          | ER, Outpatient Surgery          |
| Madison County Memorial Hospital | Madison, Madison, FL   | Private    | 40                | 55                    | 42                     | N/A            | No                        | None          | None                            |
| Memorial Hospital of Adel        | Adel, Cook, GA         | Private    | 22                | 30                    | 155 (60 Hospital beds) | 83.2           | No                        | None          | ER, CT scan, Outpatient surgery |
| Smith Hospital                   | Hahira, Lowndes, GA    | Private    | 10                | 12                    | 71                     | N/A            | No                        | None          | N/A                             |

|                                   |                        |        |    |    |     |       |     |                         |                                      |
|-----------------------------------|------------------------|--------|----|----|-----|-------|-----|-------------------------|--------------------------------------|
| Clinch Memorial Hospital          | Homerville, Clinch, GA | Public | 35 | 40 | 48  | 25.0% | No  | None                    | ER, CT scan, Outpatient surgery      |
| Colquitt Regional Medical Center  | Moultrie, Colquitt, GA | Public | 35 | 40 | 155 | 37.4% | Yes | None                    | ER, CT scan, Outpatient surgery      |
| Hamilton County Memorial Hospital | Jasper, Hamilton, FL   | Public | 40 | 50 | 42  | N/A   | No  | None                    | N/A                                  |
| South Georgia Medical Center      | Valdosta, Lowndes, GA  | Public | 12 | 15 | 288 | 62.8% | Yes | Yes (Ambulance support) | ER, CT scan, MRI, Outpatient surgery |
| Tift General Hospital             | Tifton, Tift, GA       | Public | 35 | 40 | 168 | 56.0% | Yes | No                      | ER, CT scan, MRI, Outpatient surgery |

Preparer: I certify the above information is accurate and complete to the best of my knowledge and belief.

*Richard D. Thomas* Date 8 JUNE 94  
 RICHARD D. THOMAS, CAPT, SGAH, 460-4621

MAJCOM Reviewer: I certify the above information is accurate and complete to the best of my knowledge and belief.

*Jerry P. Westwater* Date 9 JUNE 94  
 Signature

Jerry P. Westwater, Major, SGAH, ASN: 574-7874  
 Typed Name, Rank, Office Symbol, DSN Number

INSTALLATION WORKSHEET  
Moody AFB, GA

PURPOSE: To document the answer to BRAC 95 Joint Cross-Service Group (Medical) Data  
Call question number I.B.1.b.

SECTION 1. MISSION

B. Civilian Catchment Information - (Hospitals and Non-Lead Agent Medical Centers Only  
Complete This - Clinics and Keesler, Lackland, Travis and Wright-Patterson are N/A):

(1) Catchment Area Community Hospitals

(b) Discuss the availability of public transportation, or other issues, such as geographical  
barriers or weather conditions.

SOURCE: Mike Casom, City Manager, Mayor's Office, City of Valdosta, Ga. His phone  
number is 912/333-1800.

METHOD: Confirmed by telephone conversation with Mike Casom in the City Manager's  
office that no public transportation existed in the local area and that there were no significant  
geographical barriers or weather conditions.

CONCLUSION: There is no public transportation system available in the local area.  
Geographical barriers and weather conditions excluding a natural disaster such as a tornado, have  
little or no impact on the availability of health care in the local area.

Preparer: I certify the above information is accurate and complete to the best of my knowledge  
and belief.

*Richard D. Thomas* Date 8 June 94  
Signature

RICHARD D. THOMAS, CAPT, SGAH, 460-4621

MAJCOM Reviewer: I certify the above information is accurate and complete to the best of my  
knowledge and belief.

*Bradley Hermonais* Date 8 JUN 1994  
Signature

*Bradley Hermonais Capt, SGAH, 574-7804 ext 2254*  
Typed Name, Rank, Office Symbol, DSN Number

INSTALLATION WORKSHEET  
Moody AFB, GA

PURPOSE: To document the answer to BRAC 95 Joint Cross-Service Group (Medical) Data  
Call question number 1.B.2.a.

SECTION 1. MISSION

B. Civilian Catchment Information - (Hospitals and Non-Lead Agent Medical Centers Only  
Complete This - Clinics and Keesler, Lackland, Travis and Wright-Patterson are N/A):

(2) Catchment Area Civilian Providers:

(a) Complete the following table for the civilian providers that are currently practicing  
within your 40 mile catchment area. If you are compelled to use another boundary, please define  
the geographical region and the reason for its use.

SOURCE: 1993 Medicare Unique Physician Identification Number Public Use File as  
referenced in the Region III Health Plan (draft of 18 Feb 94)

METHOD: Information needed for this section was obtained by using the Region III Health  
Plan (dated 18 Feb 1994) which had data from the 1993 Medicare Unique Physician Identifier  
Number Public Use File.

CONCLUSION:

| PROVIDER TYPE:                       | AS OF 18 FEB 94   |
|--------------------------------------|-------------------|
| PRIMARY CARE                         |                   |
| GENERAL AND FAMILY PRACTITIONERS     | 175               |
| INTERNAL MEDICINE                    | 50 <del>255</del> |
| PEDIATRICS (INCLUDE PED SPECIALTIES) | 6                 |
| OBSTETRICS AND GYNECOLOGY            | 24                |
| PHYSICIAN EXTENDERS                  | 45                |
| SPECIALTY CARE                       | 197               |

Remark: Specialty care defined to consist of medical specialties, surgical specialties, orthopedic  
surgery, physical medicine/rehab and psychiatry as listed in the plan.

Preparer: I certify the above information is accurate and complete to the best of my knowledge  
and belief.

*Richard D Thomas* Date 8 June 94  
Signature

RICHARD D. THOMAS, CAPT, SGAH, 460-4621

MAJCOM Reviewer: I certify the above information is accurate and complete to the best of my  
knowledge and belief.

*Jerry P. Westwater* Date 9 June 94  
Signature  
Jerry P. Westwater Major, SGAH, DSN: 574-7874  
Typed Name, Rank, Office Symbol, DSN Number



## INSTALLATION WORKSHEET

Moody AFB, Georgia

**PURPOSE:** To document the answer to BRAC 95 Joint Cross-Service Group (Medical) Data Call question number I.B.2.b.

### SECTION I. MISSION.

**B. Civilian Catchment Information - (Hospital and Non-Lead Agent Medical Centers Only Complete This - Clinics and Keesler, Lackland, Travis, and Wright-Patterson are N/A):**

**(2) Catchment Area Civilian Providers:**

**(b) Discuss the availability/accessibility of civilian providers, especially for key services required of the MTF population (e.g., obstetrics/gynecology). That is, while there may be an adequate number of PCPs in the community, are they able to accommodate increased workload in needed specialty areas should the MTF cease inpatient operations (e.g., accepting new patients, waiting times for routine and follow-up appointments, etc.)?**

**SOURCE:** Source documents are CHAMPUS-Select North Florida Health Care Provider Directory, CHAMPUS-Select South Georgia Health Care Provider Directory, Participating Provider Listing (from 347th Med Gp/SGAHB). Personnel interviewed are Ms. Jerniggan (CHAMPUS-Select, 1-912/241-8742), Ms. Glawson (Health Benefits Advisor, 460-4936).

**METHOD:** Reviewed the source documents mentioned earlier and interviewed representatives from CHAMPUS-Select and the local Health Benefits Office.

### CONCLUSION:

**1) General and Family Practitioners - Current access and availability is good. If in-patient services ceased, current service in this specialty could be absorbed by the community hospitals. However, if the base closed, the number of general or family practice providers in this area accepting CHAMPUS is inadequate to absorb the estimated 6,800 retirees and family left in the area for care.**

**2) Internal Medicine, Pediatrics and OB/GYN - There are adequate numbers of provider in these specialties in the area. Access and availability are good. If in-patient services ceased, current service in these specialties could be absorbed by the community. Information based on the current in-patient numbers by specialty and the number of providers and medical facilities in the area.**

**3) Specialty Care - Adequate numbers of providers in most specialties are available in the area with the following exceptions:**

- a) Pediatrics Sub-specialties
- b) Nephrology
- c) Endocrinology
- d) Rheumatology

Preparer: I certify the above information is accurate and complete to the best of my knowledge and belief.

*Richard D Thomas* Date *3 June 94*  
RICHARD D. THOMAS, CAPT, SGAH, 460-4621

MAJCOM Reviewer: I certify the above information is accurate and complete to the best of my knowledge and belief.

*Bradley Herromans*  
Signature

*Bradley Herromans Capt. SERA 574-7874 ext 2254*  
Typed Name, Rank, Office Symbol, DSN Number

**INSTALLATION WORKSHEET**  
Moody AFB, Georgia

**PURPOSE:** To document the answer to BRAC 95 Joint Cross-Service Group (Medical) Data Call question number I.B.2.c.

**SECTION 1. MISSION.**

**B. Civilian Catchment Information - (Hospital and Non-Lead Agent Medical Centers Only Complete This - Clinics and Keesler, Lackland, Travis, and Wright-Patterson are N/A):**

(2) Catchment area Civilian Providers.

(c) Are there any specialties in your area that do not accept CHAMPUS assignment (list by specialty)? If so, do these providers balance-bill CHAMPUS patients?

**SOURCE:** Source documents are CHAMPUS-Select North Florida Health Care Provider Directory, CHAMPUS-Select South Georgia Health Care Provider Directory, Participating Provider Listing (from 347th Med Gp/SGAHB). Personnel interviewed are Ms. Jernigian (CHAMPUS-Select, 1-912/241-8742), Ms. Glawson (Health Benefits Advisor, 460-4936).

**METHOD:** Reviewed the source documents mentioned earlier and interviewed representatives from CHAMPUS-Select and the local Health Benefits Office.

**CONCLUSION:**

1) The only medical service not accepting CHAMPUS is the sole provider of pathology services in the local area. This company provides the local hospitals with pathology services. They do balance-bill CHAMPUS patients.

2) There are other specialties in which we have limited numbers of CHAMPUS providers. These are:

- a) Pulmonary - 1 provider
- b) Dermatology - 1 provider
- c) ENT - 1 group of providers (2)

Preparer: I certify the above information is accurate and complete to the best of my knowledge and belief.

*Richard D Thomas* Date 3 June 94  
Signature  
RICHARD D. THOMAS, CAPT, SGAH, 460-4621

MAJCOM Reviewer: I certify the above information is accurate and complete to the best of my knowledge and belief.

*Bradley Herremans* Date 8 JUN 1994  
Signature

*Bradley Herremans, Capt, SGAH, 574-7874 ext. 2254*  
Typed Name, Rank, Office Symbol, DSN Number

**INSTALLATION WORKSHEET**  
Moody AFB, Georgia

**PURPOSE:** To document the answer to BRAC 95 Joint Cross-Service Group (Medical) Data Call question number II.A.

**SECTION 2. FACILITIES**

Complete the attached Base Medical Facilities Listing and Overall Assessment of Base Medical Facilities forms. Forms should be completed by facility management staff. If necessary provide explanatory notes on the back of the data forms. After completing the forms retain a copy for base files.

**SOURCE:** The source used was the USAF Real Property Inventory Change Report (HAF-LEE (AR)) - 7115. The report was dated 27 May 1994 and is maintained by the base real estate office. The point of contact at the office is Ms. Gloria Luke and her phone number is DSN 460-3612.

**METHOD:** As identified in the Medical Data Call, the base real estate office was contacted and we received the appropriate information for our facility.

**CONCLUSION:**

BRAC 95 Joint Cross-Service Group for MTFs and GME Data Call. Complete as specified. If you use a source other than identified in the questions, state your source and rationale.

**Base Medical Facilities Listing**

Prepared by: Capt Richard D. Thomas Phone #: DSN 460-4621 Date: 2 June 1994

MAJCOM: Air Combat Command Base: Moody AFB, GA

Organization: 347th Medical Group

| Bldg No. | Category Code | Category Description | Gross Square Feet (as of 27 May 94) | Year Constructed | Condition Code & Date of Report |
|----------|---------------|----------------------|-------------------------------------|------------------|---------------------------------|
| 893      | 510125        | Med Comd & Admin     | 2501                                | 1993             | 1                               |
| 894      | 510125        | Med Comd & Admin     | 120                                 | 1990             | 1                               |
| 895      | 510125        | Med Comd & Admin     | 120                                 | 1990             | 1                               |
| 896      | 510125        | Med Comd & Admin     | 120                                 | 1989             | 1                               |
| 897      | 510125        | Med Comd & Admin     | 120                                 | 1989             | 1                               |
| 898      | 510411        | AF Clinic            | 8407                                | 88/90/94         | 1                               |
| 900      | 510001        | Composite Med        | 61,433                              | 1967             | 1                               |

|      |        |                      |      |      |   |
|------|--------|----------------------|------|------|---|
| 905  | 510411 | AF Clinic            | 2506 | 1983 | 1 |
| 906  | 510125 | Med Comd & Admin     | 3220 | 1987 | 1 |
| 909  | 510713 | Material Services    | 5600 | 1986 | 1 |
| 970  | 442758 | Wrhs Sup & Equip BSE | 2579 | 1953 | 1 |
| 3123 | 510411 | AF Clinic (Leased)   | 4000 | 1989 | 1 |
|      |        |                      |      |      |   |

Preparer: I certify the above information is accurate and complete to the best of my knowledge and belief.

*\* Richard D Thomas* Date 3 June 94  
 Signature  
 RICHARD D. THOMAS, CAPT, SGAH, DSN 460-4621

MAJCOM Reviewer: I certify the above information is accurate and complete to the best of my knowledge and belief.

*Bradley Harmons*  
 Signature

*Bradley Harmons, Capt, SGAH, 574-7874 ext 2254*  
 Typed Name, Rank, Office Symbol, DSN Number

**INSTALLATION WORKSHEET**  
Moody AFB, Georgia

**PURPOSE:** To document the answer to BRAC 95 Joint Cross-Service Group (Medical) Data Call question number II.B.

**SECTION 2. FACILITIES**

**B. Definitions of fields on the Overall Assessment of Base Medical Facilities form:**

**Total Gross Square Feet -** Sum of the total gross square feet of all medial space on Base Medical Facilities Listing.

**JCAHO Life Safety Management Score -** Score received (1-5) on latest JCAHO Survey. If your MTF does not pursue JCAHO accreditation put "N/A" here.

**Date of JCAHO Survey -** Cite the last date the JCAHO completed a full accreditation survey.

25-26 July 1991

**Facility Condition Assessment -** The facility condition assessment is a subjective assessment by the staff completing the form of the condition of each medical function listed. Assess the percent (from 0-100) capacity by space in all the buildings for a given function which is Adequate, Substandard, or Inadequate for the designated use. For Parking and Buildings Systems, assess the percentage (from 1-100) of the existing which is Adequate, Substandard, or Inadequate for meeting the estimated requirement.

**% Adequate is defined as** capable of supporting the designated function without a need for capital improvements.

**% Substandard is defined as** currently having deficiencies which prohibit or severely restrict, or will prohibit or severely restrict the within the next 5 years due to expected deterioration, the designated use. However, the deficiencies can be economically corrected by capital improvements or repairs to meet the requirements of the designated function.

**% Inadequate is defined as** having deficiencies due to physical deterioration, functional inadequacy or hazardous location or situation which prohibits or severely restricts, or will prohibit or severely restrict the within next 5 years due to expected deterioration, the designated use. The deficiencies can not be economically corrected by capital improvements or repairs to meet the requirements of the designated function.

**SOURCE:** The following personnel were contacted by Capt Thomas on 1 June 1994 as sources to answer this questioned as directed by the Medical Data Call.

- 1) Parking-- Mr Baker (SGAG) 460-3274
- 2) Administration-- Lt Col Heselstine (SGA) 460-3772
- 3) Central Sterile Supply-- SSgt Wright (SGHSS) 460-3621
- 4) Dental-- Col Wilson (SGD) 460-4304
- 5) Emergency Services-- Col Carbone (SGN) 460-3891
- 6) Food Services-- TSgt Arnes (SGAF) 460-3194
- 7) Laboratories-- Capt Jimmerson (SGHL) 460-3887
- 8) Logistics-- Capt Ashmore (SGAL) 460-3193
- 9) Inpatient Nursing Unit-- Maj O'Rourke (SGNM) 460-3241
- 10) Labor/Delivery/Nursing-- Maj Emmick (SGNO) 460-3247
- 11) Outpatient Clinic-- Maj Emmick (SGNO) 460-3247
- 12) Pharmacy-- Lt Col Walker (SGHP) 460-3221
- 13) Radiology-- TSgt Hill (SGHR) 460-3622
- 14) Surgical Suite-- Capt Abernathy (SGHSS) 460-3622
- 15) Administration Mr Baker (SGAG) 460-3274

**METHOD:** As directed by the Medical Data Call, staff personnel (OICs or NCOICs) were contacted in each section to determine a subjective assessment of the condition of each medical function listed.



CONCLUSION:

II.B.

BRAC 95 Joint Cross-Service Group for MTFs and GME Data Call. Complete as specified. If you use a source other than identified in the questions, state your source and rationale.

Prepared by: Capt Richard D. Thomas Phone #: DSN: 460-4621 Date: 1 June 1994

MAJCOM: Air Combat Command Base: Moody AFB

Organization: 347th Medical Group/SGAH

Total Gross Square Feet of Base Medical Facilities: 90,726

JCAHO Life Safety Management Score: \*\* Date of JCAHO Survey: 25-22 July 91

\*\* According to our Director of Quality Services, the hospital received full accreditation by JCAHO on 6 April 1992, but the facility was not given a numerical score for Life Safety Management.

AFSG  
→ (202) 767-555  
Chief Durnez was informed by phone that this equals a numerical score of 1. Paperwork to follow  
C. Durnez  
DODIG  
11/3/94

Overall Facility Condition Assessment

| Function/System             | % Adequate | % Substandard | % Inadequate |
|-----------------------------|------------|---------------|--------------|
| 1) Parking                  | 100 ✓      | ✓             |              |
| 2) Administration           | 85 ✓       | 15 ✓          |              |
| 3) Central Sterile Services | 65 ✓       | 35 ✓          |              |
| 4) Dental                   | 50 ✓       | 50 ✓          |              |
| 5) Emergency Services       | 50 ✓       | 50 ✓          |              |
| 6) Food Services            | 75 ✓       | 25 ✓          |              |
| 7) Laboratories             | 50 ✓       | 50 ✓          |              |
| 8) Logistics                | 90 ✓       | 10 ✓          |              |
| 9) Inpatient Nursing Units  | 100 ✓      | ✓             |              |
| 10) Labor/Delivery/Nursery  | 25 ✓       | 75 ✓          |              |
| 11) Outpatient Clinic       | 40 ✓       | 60 ✓          |              |
| 12) Pharmacy                | 40 ✓       | 60 ✓          |              |
| 13) Radiology               | 50 ✓       | 50 ✓          |              |
| 14) Surgical Suite          | 80 ✓       | 20 ✓          |              |
| 15) Building                |            |               |              |
| a) Structural/Seismic:      | 100        |               |              |
| b) HVAC:                    | 100        |               |              |
| c) Plumbing:                | 75         | 25            |              |
| d) Electrical Service:      | 90         | 10            |              |
| e) Electrical Distribution: | 100        |               |              |
| f) Emergency Power:         | 100        |               |              |

Preparer: I certify the above information is accurate and complete to the best of my knowledge and belief.

*Richard D. Thomas* Date 6 June 94  
RICHARD D. THOMAS, CAPT, SGAH 460-4621

MAJCOM Reviewer: I certify the above information is accurate and complete to the best of my knowledge and belief.

Jerry P. Westwater  
Signature

Jerry P. Westwater, Major, SGAH, DSN: 574-7874  
Typed Name, Rank, Office Symbol, DSN Number

INSTALLATION WORKSHEET

Moody AFB, GA

PURPOSE: To document the answer to BRAC 95 Joint Cross-Service Group (Medical) Data Call question number IIIA.

SECTION 3. CONTINGENCY/MOBILIZATION (Hospitals and Medical Centers Only)  
Complete This. Clinics are N/A):

A. Provide the distance, in driving miles, that your facility is located from any military or civilian airfield that can accommodate a C-9 aircraft. (Minimum "C-9 capable" runway is 5,500 ft.)

SOURCE: The person contacted was Lt Col Emmick, Director, Medical Readiness, 347th Medical Group, Moody AFB, GA. His phone number is DSN 460-3978.


METHOD: Lt Col Emmick was contacted for the needed information on the runway capability at Moody AFB, GA and map mileage was extracted.

CONCLUSION: The airfield on base can accommodate a C-9 aircraft. The driving distance from the hospital to the flight line is 0.8 mile.

Preparer: I certify the above information is accurate and complete to the best of my knowledge and belief.

 Date 3 June 94  
RICHARD D. THOMAS, CAPT, SGAH, 460-4621

MAJCOM Reviewer: I certify the above information is accurate and complete to the best of my knowledge and belief.

 Date 8 JUN 1994  
Signature  
Bradley Herzmans, Capt, SGAH, 574-7874  
Typed Name, Rank, Office Symbol, DSN Number

INSTALLATION WORKSHEET  
Moody AFB, GA

PURPOSE: To document the answer to BRAC 95 Joint Cross-Service Group (Medical) Data Call question number III.B.

SECTION 3. CONTINGENCY/MOBILIZATION (Hospitals and Medical Centers Only)  
Complete This. Clinics are N/A):

B. Designed Operational Capability (DOC) Statement Tasking: What are your facility's DOC Statement tasking (as-of 30 Sep 94)? Be sure to include all strategic offensive/defensive, deployment, and sustainment requirements (i.e. federal coordinating center, casualty reception hospital, blood donor center, aeromedical staging facility, medical support to alternate wartime headquarters, etc).

SOURCE: The source document was the 347th Medical Group's Designed Operational Capability (DOC) Statement from HQ ACCASGX, dated 30 Nov 1993. The person contacted was Lt Col Emrnick, Director, Medical Readiness, 347th Medical Group, Moody AFB, GA. His phone number is DSN 460-3978.

METHOD: As directed by the Medical Data Call, the DOC statement was examined and the assigned taskings were noted and extracted for this report.

CONCLUSION:

The following are the assigned taskings for the 347th Medical Group as of 1 June 1994:

|       |                         |       |                         |
|-------|-------------------------|-------|-------------------------|
| FFGK5 | (50 bed ATH, Core)      | FFGK2 | (50 bed ATH, Augment 1) |
| FFGK4 | (50 bed ATH, Augment 2) | FFGLE | (2-E Patient Retrieval) |
| FFGK6 | (Surgical)              | FFGLE | (ATCs) -- 4 units       |

Preparer: I certify the above information is accurate and complete to the best of my knowledge and belief.

*R* Richard D Thomas Date 3 June 94  
Signature

RICHARD D. THOMAS, CAPT, SGAH, DSN 460-4621

MAJCOM Reviewer: I certify the above information is accurate and complete to the best of my knowledge and belief.

Bradley Herremans Date 8 JUN 1994  
Signature

Bradley Herremans, Capt, SGAH 574-7874 ext 2  
Typed Name, Rank, Office Symbol, DSN Number

INSTALLATION WORKSHEET  
Moody AFB, GA

PURPOSE: To document the answer to BRAC 95 Joint Cross-Service Group (Medical) Data Call question number III.C.

SECTION 3. CONTINGENCY/MOBILIZATION (Hospitals and Medical Centers Only Complete This. Clinics are N/A):

C. Operating Beds: Indicate the number of Operating Beds for your facility. (Source is Jan 94 Listing of Fixed Medical Treatment Facilities from HQ USAF/SGHM):

SOURCE: The source used was the Jan 94 Listing of Fixed Medical Treatment Facilities in the Resource Management Office, 347th Medical Group, Moody AFB, GA. The person contacted was MSgt Steele (DSN 460-3155).

METHOD: As directed by the Medical Data Call, the listing was examined and needed information was noted and extracted for this report.

CONCLUSION: The current number of operating beds for the 347th Medical Group is 10 (ten) beds.

Preparer: I certify the above information is accurate and complete to the best of my knowledge and belief.

*X* Richard D Thomas Date 3 June 94  
RICHARD D. THOMAS, CAPT, SGAH, 460-4621

MAJCOM Reviewer: I certify the above information is accurate and complete to the best of my knowledge and belief.

Budley Henderson Date 8 JUN 94  
Signature

Budley Henderson Capt SGAH, SSN-7824 ext 2254  
Typed Name, Rank, Office Symbol, DSN Number

INSTALLATION WORKSHEET  
Moody AFB, GA

PURPOSE: To document the answer to BRAC 95 Joint Cross-Service Group (Medical) Data Call question number III.D.

SECTION 3. CONTINGENCY/MOBILIZATION (Hospitals and Medical Centers Only Complete This. Clinics are N/A):

D. Bed Expansion Capacity: Annotate the total number of beds (as of 30 Sep 94) that can be used in nursing units or rooms designed for patient beds. Beds are spaced with 6 foot centers and 5 foot fronts (aisle space) and include embedded electrical and gas utility support for each bed. Space which cannot be converted within 12 hours overseas or 15 days in CONUS should not be considered in determining bed capacity. Beds must be set up and ready for use within 72 hours. Use of portable gas or electrical utilities is not considered.

SOURCE: The source used was the Report of Patients from the Resource Management Office, 347th Medical Group, Moody AFB, GA. The person contacted was MSgt Steele (DSN 460-3155).

METHOD: As directed by the Medical Data Call, the listing was examined and needed information was noted and extracted for this report.

CONCLUSION: According to the Report of Patients, the 347th Medical Group has a bed expansion capability of 67 MSNU/OBNU beds. However, that number could be achieved only if we were to empty offices, linen rooms, and other storage areas. In actual numbers, the hospital has 26 beds, 3 birthing beds, and 1 crib. If every possible room was used and two beds were placed in them then the facility would have room for 47 beds with a capability to reach 67 if a third bed was placed in certain rooms. This would be done only under wartime conditions or in the event of a natural disaster.

Preparer: I certify the above information is accurate and complete to the best of my knowledge and belief.

*R* Richard D. Thomas Date 8 June 94  
RICHARD D. THOMAS, CAPT, SGAH, 460-4621

MAJCOM Reviewer: I certify the above information is accurate and complete to the best of my knowledge and belief.

Jerry P. Westwater Date 9 June 94  
Signature  
Jerry P. Westwater, Major, SGAH, DSN: 574-2874  
Typed Name, Rank, Office Symbol, DSN Number

## AIR STAFF CORRECTION WORKSHEET

**PURPOSE:** To provide corrected answer to question 4 of the Medical Data Call, Moody AFB.

**SOURCE:** Air Staff calculation using methodology provided in Data Call.

**METHOD:** During the course of completing this Data Call, MAJCOMs and facilities asked for clarification on terminology and sources cited in the questionnaire. After reviewing the inputs, we determined that there was too much room for misinterpretation and errors. To ensure consistency in the data, the Air Staff calculated MTF cost for each facility using consistent sources and methodology. This Air Staff determined result will be used for the Joint Group process.

**CONCLUSION:** MTF cost for Moody AFB is \$6651.68.

**MAJCOM CONCURS:** Phyllis Morris, HQ ACC/SGAF.

**BASE CONCURS.**

I certify that the above information is accurate and complete to the best of my knowledge and belief.

**AIR STAFF REVIEWER:**

*Laura E. DuMez*

**DATE:** 27 Jun 94

Laura E. DuMez, CMSgt, USAF  
Medical Manpower Division  
Dir of Medical Programs and Resources  
Office of the AF Surgeon General

**INSTALLATION WORKSHEET**  
**Moody AFB, GA**

**PURPOSE:** To document the answer to BRAC 95 Joint Cross-Service Group (Medical) Data Call question number IV.A.

**SECTION 4. MTF COSTS (Hospitals and Medical Centers Only) - Calculation of MTF Cost per RWP (Relative Weighted Products)**

**SOURCE:** As directed by the Medical Data Call, DMIS and RCMAS were accessed to extract the needed data. Extraction was done on 2 June 1994.

**METHOD:** DMIS and RCMAS were accessed via modem and essential data was selected for this report. DMIS, also, faxed certain data needed for this report. After all data was gathered, the methodology in the Medical Data Call was followed to develop the following spreadsheet.



Conclusion: the following spreadsheet calculates the MTF cost per RWP (Relative Weighted Product)  
 COMPUTATION WORKSHEET TOTAL COST PER CAT III RWP  
 (347TH MEDICAL GROUP, MOODY AFB, GA)

|                                       |             |         |            |         |         |           |
|---------------------------------------|-------------|---------|------------|---------|---------|-----------|
| TOTAL MEPRS-A EXPENSE                 |             |         |            |         |         | 4,248,046 |
| LESS SELECTED MEPRS-E EXPENSE         |             |         |            |         |         | 49,441    |
| PLUS SELECTED MEPRS-F EXPENSE         |             |         |            |         |         | 25,309    |
| TOTAL CATIII + MEPRS                  |             |         |            |         |         | 4,223,914 |
| ADJUSTED TO BIOMETRICS                |             | MDISP   | COST/MDISP | BDISP   |         | 4,223,914 |
|                                       |             | 1322    |            | 1       | 1322    |           |
|                                       |             | TOT RWP | COST/RWP   | CAT II  |         |           |
|                                       |             |         |            | RWPS    |         |           |
| COST OF CAT II RWPS                   |             | 772.21  | 5469.90    | 202.04  |         | 1,105,139 |
| TOTAL EST'D CAT III INPATIENT EXPENSE |             |         |            |         |         | 3,118,775 |
| EST'D CATIII MEPRS INPATIENT COST     |             |         |            |         |         | 5,470     |
| TOTAL CAT III RWPS                    |             |         |            |         |         | 670.17    |
| UNADJUSTED UNIT COST                  |             |         |            |         |         | 5,470     |
| CONVERSION FACTOR                     | PER DAY TOT | TOT RWP | DAYS/RWP   | PER RWP |         |           |
|                                       | DAYS        |         |            |         |         |           |
| DMDC/MEPRS                            | 77.00       | 2739    | 570.17     | 4.80    | 369.89  | 369.89    |
| TOTAL COST TO DISTRIBUTE              |             |         |            |         |         | 5,840     |
| ADJUSTMENT CATEGORIES                 | CIV PAY     | MIL PAY | OTHER      |         | TOTAL   |           |
| INPATIENT FACTORS                     | 0.15        | 0.58    | 0.29       |         | 100%    |           |
| TOTAL COST DISTRIBUTED                | 875.97      | 3270.29 | 1693.54    |         | 5839.80 |           |

|   |         |         |         |         |         |
|---|---------|---------|---------|---------|---------|
| FY93 PAY RAISE FACTOR (3.7%)                  | 0.037   |         |         |         |         |
| CIVILIAN                                      |         | 32.41   |         |         | 32.41   |
| MILITARY                                      |         |         | 121.00  |         | 121.00  |
| SUBTOTAL                                      |         | 908.38  | 3391.29 | 1893.54 | 5993.21 |
| FY94 PAY RAISE FACTOR                         |         |         |         |         |         |
| CIVILIAN (3/4 OF 3.96%)                       | 0.03    | 27.25   |         |         | 27.25   |
| MILITARY (3/4 OF 2.2%)                        | 0.017   |         | 57.65   |         | 57.65   |
| SUBTOTAL                                      |         | 935.63  | 3448.94 | 1893.54 | 6078.11 |
| GOVT SHARE UNFUNDED<br>CIV RETIREMENT (14.7%) |         | 137.54  |         |         | 137.54  |
| SUBTOTAL                                      |         | 1073.17 | 3448.94 | 1893.54 | 6215.65 |
| ASSET USE CHARGE (4.0%)                       | 0.04    | 42.93   | 137.96  | 67.74   | 248.63  |
| SUBTOTAL                                      |         | 1116.10 | 3586.90 | 1761.28 | 6464.28 |
| DoD DEFLATOR                                  | 0.92336 |         |         | 146.19  | 146.19  |
|   | 1       |         |         |         |         |
| GRAND TOTAL COST PER RWP                      |         | 1116.10 | 3589.90 | 1907.47 | 6613.47 |

Preparer: I certify the above information is accurate and complete to the best of my knowledge and belief.


 Date 3 June 94  
 RICHARD D. THOMAS, CAPT, SGAH, 460-4621

MAJCOM Reviewer. I certify the above information is accurate and complete to the best of my knowledge and belief.

*Walter H. ...* Date **8 JUN 1994**  
Signature

*Walter H. ... Capt USAF - 7874 and 2254*  
Typed Name, Rank, Office Symbol, DSN Number

INSTALLATION WORKSHEET  
Moody AFB, GA

PURPOSE: To document the answer to BRAC 95 Joint Cross-Service Group (Medical) Data Call question number V.A.

SECTION 5. LOCAL ASSESSMENT: Provide your assessment of the following scenarios:

A. Assuming current DoD population levels, what impact would the reduction or closure of MTF inpatient capability have on your catchment area? Can the local community provide the necessary inpatient services?

SOURCE: 347th Medical Group (ACC) Management Summary (4th Quarter FY93), Local resources for obstetrical care from Archbold Memorial Hospital and South Georgia Medical Center.

METHOD: Review of MTF inpatient admissions for FY93 - Past experience with closure of OB, and willingness of local hospitals for more business over the last few years.

CONCLUSION: During FY93 the MTF had 927 admissions (Management Summary Report - 4th Quarter FY93). Of this number 242 resulted in births. The MTF's Obstetrical service has closed twice in the last year and one-half due to construction and lack of OB providers. Both of these times the service was closed for several months. The local community was very able to assume the obstetrical care of both active duty and CHAMPUS patients without problems. The remaining medical and surgical admissions could be absorbed by local hospitals in the area. The local community can easily absorb the in-patient workload if this MTF stopped providing in-patient service.

Preparer: I certify the above information is accurate and complete to the best of my knowledge and belief.

*Richard D. Thomas* Date 3 June 94  
RICHARD D. THOMAS, CAPT, SGAH, 460-4621

MAJCOM Reviewer: I certify the above information is accurate and complete to the best of my knowledge and belief.

*Bradley H. ...* Date 8 JUN 1994  
Signature

*Bradley H. ...*  
Typed Name, Rank, Office Symbol, DSN Number

INSTALLATION WORKSHEET  
Moody AFB, GA

**PURPOSE:** To document the answer to BRAC 95 Joint Cross-Service Group (Medical) Data Call question number V.B.

**SECTION 5. LOCAL ASSESSMENT:** Provide your assessment of the following scenarios:

**B.** Assuming no remaining active duty Air Force and their families, what impact would the closure of the entire MTF have on your catchment area? Can the local community provide the necessary services?

**SOURCE:** CHAMPUS-Select North Florida Health Care Provider Directory, CHAMPUS-Select South Georgia Health Care Provider Directory, Participating Provider Listing (from 347th Med Gp/SGAHB)

**METHOD:** The two CHAMPUS-Select directories and the 347th Med Gps directory were reviewed for CHAMPUS participation by local providers and this information was related to the number of remaining military beneficiaries assuming there were no active duty or active duty dependents in the local area.

**CONCLUSION:** The community currently has enough CHAMPUS providers in most specialties, to care for remaining beneficiaries following BRAC. There is however, only one family practice provider who has formally agreed to take CHAMPUS. This provider would be unable to provide care for the remaining retirees and their families. There are other family practice providers in the area, but most don't except CHAMPUS, and those that do will only except it on a case by case basis. Another potential problems will be those specialties in which there are only one provider or one group of providers in the catchment area. These specialties are:

- a) Pulmonary - 1 provider
- b) Dermatology - 1 provider
- c) ENT - 1 group of providers (2)

The CHAMPUS program is not liked locally by the providers. They feel the CHAMPUS allowable charge is too low. The main reason these providers continue to offer CHAMPUS is based on the number of CHAMPUS users. If this base stopped providing medical care, I believe many of the current CHAMPUS providers would drop their CHAMPUS status.

Preparer: I certify the above information is accurate and complete to the best of my knowledge and belief.

*R* Richard D Thomas Date 3 June 94  
RICHARD D. THOMAS, CAPT, SGAH, 460-4621

MAJCOM Reviewer: I certify the above information is accurate and complete to the best of my knowledge and belief.

Bradley Hermon Date 8 JUN 94  
Signature

Bradley Hermon, Capt, SGAH, 534-7874 ext 25  
Typed Name, Rank, Office Symbol, DSN Number

# Document Separator

## AIR STAFF CORRECTION WORKSHEET

**PURPOSE:** To provide additional information not requested in the original medical data call for Offutt AFB.

**SOURCE:** HQ AFMSA/SGSFW, Capt O'Brien, DSN 297-5554

**METHOD:** In Oct 94, the Joint Group asked for information concerning "Available Beds" in each MTF.

"Available Beds" are defined as: "the number of beds readily available in space designed for inpatient bed placement. The space will meet current accreditation standards and usually have suction, medical gas and nurse call capability. Bed space that has been permanently encumbered (requires construction to convert it to usable bed space) will not be considered. The space will normally have 140 to 200 square feet per bed. The Available Bed Capacity figure will at a minimum equal the operating beds at a facility plus other bed space meeting the above requirements as reported in the data calls."

HQ AFMSA/SGSFW conducted a survey in Nov 93 that collected information for "Normal Beds." The definition above approximates the definition for "Normal Beds" as specified in that survey. It was determined appropriate to use the data submitted by the MTFs in Nov 93 for "Normal Beds" to meet this late requirement for "Available Beds."

**CONCLUSION:** Available beds for Offutt AFB are 107.

**MAJCOM CONCURS:** Maj Adkins, HQ ACC/SGMT2, DSN 574-7874 x2183.

**BASE CONCURS.**

I certify that the above information is accurate and complete to the best of my knowledge and belief.

**AIR STAFF REVIEWER:** Laura E. Du Mez **DATE:** 28 Oct 94

Laura E. DuMez, CMSgt, USAF  
Medical Manpower Division  
Dir of Medical Programs and Resources  
Office of the AF Surgeon General



## AIR STAFF CORRECTION WORKSHEET

**PURPOSE:** To provide corrected answer to question 4 of the Medical Data Call,

Offutt AFB.

**SOURCE:** Air Staff calculation using methodology provided in Data Call adjusted per direction of the Joint Group.

**METHOD:** During the course of completing this Data Call, MAJCOMs and facilities asked for clarification on terminology and sources cited in the questionnaire. After reviewing the inputs, we determined that there was too much room for misinterpretation and errors. To ensure consistency in the data, the Air Staff calculated MTF cost for each facility using consistent sources and methodology. This Air Staff determined result was used for the Joint Group process.

After this calculation was done and the information provided to MAJCOMs, the methodology was altered by the Joint Group. The cost was adjusted by not deleting the CAT II RWP's (Para B(7)) and not adding payraises and inflation factors in Para C.

**CONCLUSION:** Adjusted MTF cost for Offutt AFB is \$ 3814.63 vice 4070.38.

**MAJCOM CONCURS:** Nijadkhs, HQ ACC ISCAT2. ASN 574 7874 X2183

**BASE CONCURS.**

I certify that the above information is accurate and complete to the best of my knowledge and belief.

**AIR STAFF REVIEWER:** Laura E. DuMez **DATE:** 24 Oct 94

Laura E. DuMez, CMSgt, USAF  
Medical Manpower Division  
Dir of Medical Programs and Resources  
Office of the AF Surgeon General

WORKSHEET  
Offutt AFB Nebraska

PURPOSE: To document answer to Medical Data Call question I.A.1.c.

SOURCE: As identified in the Medical Data Call.

METHOD: As identified in the Medical Data Call.

CONCLUSION:

| BENEFICIARY TYPE         | ACTUAL FY 1993 | PROJECTED 2001 |
|--------------------------|----------------|----------------|
| ACTIVE DUTY (AD)         | 9,671          | 9,473          |
| FAMILY MEMBERS<br>OF AD  | 18,241         | 17,230         |
| SUBTOTAL                 | 27,912         | 26,703         |
| RETIREES AND<br>FAMILIES | 21,056         | 21,043         |
| OTHERS                   | 2,144          | 2,233          |
| TOTAL                    | 51,112         | 49,979         |

Preparer: I certify the above information is accurate and complete to the best of my knowledge and belief.

Signature

Date 2 Jun 94

JAMES P. ASCHOFF, LT, SGAH, 271-9545, Offutt AFB NE

MAJCOM Reviewer: I certify the above information is accurate and complete to the best of my knowledge and belief.

Signature

Date 8 JUN 1994

Scott H. Herremans (Capt. SGAH) 271-9720 ext. 2254  
Typed Name, Rank, Office Symbol, DSN Number INSTALLATION

RAPS MODEL FY93 BASELINE POPULATION ESTIMATES MAY 25, 1994  
 V 6.01 03/30/94 13:29:31  
 RETAINED HISTORICAL CATCHMENT AREAS BRAC III.03 03/15/94

ENRLING BERQUIST HOSP-OFFUTT

POPULATION BY AGE/SEX

| AGE/SEX | ACTIVE DUTY | DEPS OF ACT DTY | MED ELG NG/RES | DEPS OF NG/RES | RETIRED | DEPS OF RETIRED | SURVIVR | TOTAL |
|---------|-------------|-----------------|----------------|----------------|---------|-----------------|---------|-------|
| 00-04/M | --          | 1898            | --             | 48             | --      | 116             | 5       | 2067  |
| 05-14/M | --          | 3128            | --             | 117            | --      | 971             | 29      | 4245  |
| 15-17/M | --          | 547             | --             | 26             | --      | 728             | 10      | 1311  |
| 18-24/M | 1799        | 382             | 91             | 21             | 9       | 1039            | 29      | 3370  |
| 25-34/M | 3939        | 187             | 132            | 6              | 77      | 23              | 9       | 4373  |
| 35-44/M | 2206        | 104             | 84             | 6              | 1122    | 23              | 6       | 3551  |
| 45-64/M | 233         | 44              | 44             | 3              | 5272    | 12              | 2       | 5610  |
| 65+ /M  | --          | 4               | --             | 0              | 1539    | 2               | 0       | 1545  |
| 00-04/F | --          | 1829            | --             | 50             | --      | 95              | 13      | 1987  |
| 05-14/F | --          | 3080            | --             | 90             | --      | 988             | 27      | 4185  |
| 15-17/F | --          | 517             | --             | 25             | --      | 666             | 18      | 1229  |
| 18-24/F | 523         | 1469            | 41             | 34             | 7       | 1029            | 51      | 3154  |
| 25-34/F | 633         | 2974            | 31             | 82             | 17      | 190             | 18      | 3945  |
| 35-44/F | 323         | 1807            | 16             | 63             | 89      | 1469            | 45      | 3812  |
| 45-64/F | 15          | 255             | 3              | 33             | 72      | 4484            | 377     | 5239  |
| 65+ /F  | --          | 16              | --             | 0              | 32      | 985             | 456     | 1489  |
| TOTAL   | 9671        | 18241           | 442            | 607            | 8236    | 12820           | 1095    | 51112 |

POPULATION BY SPONSOR SERVICE BRANCH

| SPONSOR SERVICE | ACTIVE DUTY | DEPS OF ACT DTY | MED ELG NG/RES | DEPS OF NG/RES | RETIRED | DEPS OF RETIRED | SURVIVR | TOTAL |
|-----------------|-------------|-----------------|----------------|----------------|---------|-----------------|---------|-------|
| ARMY            | 65          | 677             | 287            | 486            | 1141    | 1307            | 252     | 4215  |
| NAVY            | 382         | 585             | 150            | 74             | 804     | 997             | 140     | 3132  |
| AFLOAT          | 23          | 200             | --             | --             | --      | --              | --      | 223   |
| USMC            | 77          | 218             | 1              | 3              | 178     | 253             | 19      | 749   |
| USAF            | 9101        | 16495           | 4              | 44             | 6072    | 10225           | 670     | 42611 |
| USCG            | 22          | 52              | 0              | 0              | 38      | 35              | 4       | 151   |
| OTHER           | 1           | 14              | 0              | 0              | 3       | 3               | 10      | 31    |
| TOTAL           | 9671        | 18241           | 442            | 607            | 8236    | 12820           | 1095    | 51112 |

RAPS POPULATION PROJECTION REPORT JUN 8, 1994  
 FY99 BASED UPON FY93 BASELINE 08:50:52

V 6.01 03/30/94 RETAINED HISTORICAL CATCHMENT AREAS BRAC III.03 03/15/94

EHRLING BERQUIST HOSP-OFFUTT

POPULATION BY AGE/SEX

|         | ACTIVE<br>DUTY | DEPS OF<br>ACT DTY | MED ELG<br>NG/RES | DEPS OF<br>NG/RES | RETIRED | DEPS OF<br>RETIRED | SURVIVR | TOTAL |
|---------|----------------|--------------------|-------------------|-------------------|---------|--------------------|---------|-------|
|         | 1792           | --                 | 42                | --                | 113     | 5                  | 1952    |       |
|         | 2954           | --                 | 102               | --                | 942     | 29                 | 4027    |       |
| 7/M     | --             | 517                | --                | 23                | --      | 704                | 10      | 1254  |
| 18-24/M | 1769           | 362                | 80                | 19                | 10      | 997                | 29      | 3266  |
| 25-34/M | 3856           | 176                | 119               | 6                 | 68      | 22                 | 9       | 4256  |
| 35-44/M | 2134           | 98                 | 76                | 6                 | 1130    | 23                 | 6       | 3493  |
| 45-64/M | 226            | 42                 | 39                | 3                 | 4908    | 12                 | 2       | 5232  |
| 65+ /M  | --             | 4                  | --                | 0                 | 1961    | 2                  | 0       | 1967  |
| 00-04/F | --             | 1727               | --                | 44                | --      | 92                 | 13      | 1876  |
| 05-14/F | --             | 2910               | --                | 79                | --      | 958                | 27      | 3974  |
| 15-17/F | --             | 489                | --                | 25                | --      | 643                | 18      | 1175  |
| 18-24/F | 516            | 1386               | 36                | 30                | 8       | 988                | 51      | 3015  |
| 25-34/F | 620            | 2810               | 29                | 72                | 15      | 184                | 18      | 3748  |
| 35-44/F | 317            | 1707               | 15                | 56                | 89      | 1427               | 45      | 3656  |
| 45-64/F | 15             | 241                | 3                 | 29                | 68      | 4425               | 349     | 5130  |
| 65+ /F  | --             | 15                 | --                | 0                 | 41      | 1216               | 669     | 1941  |
| TOTAL   | 9473           | 17230              | 397               | 536               | 8298    | 12748              | 1280    | 49962 |

POPULATION BY SPONSOR SERVICE BRANCH

| SPONSOR<br>SERVICE | ACTIVE<br>DUTY | DEPS OF<br>ACT DTY | MED ELG<br>NG/RES | DEPS OF<br>NG/RES | RETIRED | DEPS OF<br>RETIRED | SURVIVR | TOTAL |
|--------------------|----------------|--------------------|-------------------|-------------------|---------|--------------------|---------|-------|
| ARMY               | 57             | 603                | 246               | 417               | 1227    | 1341               | 319     | 4210  |
| NAVY               | 339            | 513                | 146               | 72                | 842     | 1005               | 164     | 3081  |
| AFLOAT             | 20             | 176                | --                | --                | --      | --                 | --      | 196   |
| USMC               | 66             | 185                | 1                 | 3                 | 180     | 253                | 19      | 707   |
| USAF               | 8968           | 15687              | 4                 | 44                | 6004    | 10110              | 762     | 41579 |
| USCG               | 22             | 52                 | 0                 | 0                 | 60      | 36                 | 4       | 154   |
| OTHER              | 1              | 14                 | 0                 | 0                 | 5       | 3                  | 12      | 35    |
| TOTAL              | 9473           | 17230              | 397               | 536               | 8298    | 12748              | 1280    | 49962 |

INSTALLATION WORKSHEET  
Offutt AFB Nebraska

PURPOSE: To document answer to Medical Data Call question I.A.1.d.


SOURCE: As identified in the Medical Data Call.

METHOD: As identified in the Medical Data Call.


CONCLUSION:

No other anticipated changes.

Preparer: I certify the above information is accurate and complete to the best of my knowledge and belief.

  
Signature \_\_\_\_\_ Date 2 Jun 94  
JAMES P. ASCHOFF, LT, SGAH, 271-9545, Offutt AFB NE

MAJCOM Reviewer: I certify the above information is accurate and complete to the best of my knowledge and belief.

  
Signature \_\_\_\_\_ Date 8 JUN 1994  
Bradley Herremans, Capt, SGAH, 571-7874-2254  
Typed Name, Rank, Office Symbol, DSN Number INSTALLATION

INSTALLATION WORKSHEET

Offutt AFB Nebraska

PURPOSE: To document answer to Medical Data Call question I.A.2.

SOURCE: Greater Omaha Chamber of Commerce Research Department, Coordinated Care Program Data Analyses, Network Design, and Market Assessment Ehrling Bergquist Hospital July 1992.


METHOD: DMIS was unable to provide this information. Population total is the summation of the 4 major counties which make up the majority of the Catchment area.

CONCLUSION:

Local Total Population 618,300.

Preparer: I certify the above information is accurate and complete to the best of my knowledge and belief.

Signature




Date 2 Jun 94

JAMES P. ASCHOFF, LT, SGAH, 271-9545, Offutt AFB NE

MAJCOM Reviewer: I certify the above information is accurate and complete to the best of my knowledge and belief.

Signature



Date

8 JUN 1994

Bradley Herrmann, Capt, SGAH, 574-7774 ext 2254  
Typed Name, Rank, Office Symbol, DSN Number INSTALLATION

**INSTALLATION WORKSHEET**  
Offutt AFB Nebraska

PURPOSE: To document answer to Medical Data Call question I.B.i.a.


SOURCE: As identified in the Medical Data Call.

METHOD: As identified in the Medical Data Call.

**CONCLUSION:**


| Hospital                           | City, County, State              | Ownership                       | Distance from MTF | Driving time from MTF | Beds | Occupancy rate | JCARO Accreditation (YEARS) | Relationships               | Unique Features             |
|------------------------------------|----------------------------------|---------------------------------|-------------------|-----------------------|------|----------------|-----------------------------|-----------------------------|-----------------------------|
| Saint Joseph                       | Omaha, Douglas, NE               | Corporation                     | 12 miles          | 30 mins               | 273  | 64.6           | yes                         | None                        | CC/TC<br>HEM/OC<br>OT/NICU  |
| Archbishop Bergan Mercy            | Omaha, Douglas, NE               | Church                          | 10 miles          | 20 mins               | 360  | 76.3           | yes                         | External, ENT, eye, surgery | CC/HEM<br>CC/NICU           |
| Bishop Clinton Memorial Hosp       | Omaha, Douglas, NE               | non governmental not-for-profit | 10 miles          | 20 mins               | 273  | 72             | yes                         | MDJ prior agreement         | CC/OC<br>NICU               |
| Children's Memorial                | Omaha, Douglas, NE               | non governmental not-for-profit | 15 miles          | 30 mins               | 100  | 65             | yes                         | None                        | CC/PSYC<br>TC/ADA&<br>OC    |
| Immanuel Medical Center            | Omaha, Douglas, NE               | non governmental not-for-profit | 31 miles          | 45 mins               | 323  | 74.8           | yes                         | None                        | CC/PSYC<br>TC/ADA&<br>OC    |
| Jennie Edmiston Memorial           | Council Bluffs, Pottawattamie IA | non governmental not-for-profit | 15 miles          | 25 mins               | 230  | 51.7           | yes                         | None                        | CC/PSYC<br>AD/AS/OC         |
| Morisy                             | Council Bluffs, Pottawattamie IA | non governmental not-for-profit | 15 miles          | 25 mins               | 266  | 48.5           | yes                         | None                        | CC/PSYC<br>AD/AS/OC         |
| Methodist                          | Omaha, Douglas, NE               | non governmental not-for-profit | 15 miles          | 30 mins               | 355  | 56.6           | yes                         | None                        | CC/OC                       |
| Midlands Community                 | Papillion, Sarpy, NE             | non governmental not-for-profit | 8 miles           | 15 mins               | 160  | 33.1           | yes                         | External, ENT, eye, surgery | CC/PSYC<br>AD/AS/OC         |
| University of Nebraska Medical Ctr | Omaha, Douglas, NE               | State                           | 10 miles          | 20 mins               | 301  | 73.8           | yes                         | Family Practice             | CC/PSYC<br>TC/OC/OT<br>NICU |
| VA Medical Center                  | Omaha, Douglas, NE               | VA                              | 8 miles           | 17 mins               | 226  | 81.4           | yes                         | VA/DOD Sharing Agreement    | CC/PSYC<br>AD/AS/HEM<br>OC  |

Preparer: I certify the above information is accurate and complete to the best of my knowledge and belief.

  
 Signature \_\_\_\_\_ Date 2 Jun 94

JAMES P. ASCHOFF, LT, SGAH, 271-9545, Offutt AFB NE

MAJCOM Reviewer: I certify the above information is accurate and complete to the best of my knowledge and belief. **8 JUN 1994**

  
 Signature \_\_\_\_\_ Date \_\_\_\_\_  
*James P. Aschoff, Lt, SGAH, 271-9545, Offutt AFB NE*

Typed Name, Rank, Office Symbol, DSN Number, INSTALLATION  
 \_\_\_\_\_

**INSTALLATION WORKSHEET**  
Office AFB Nebraska

**PURPOSE:** To document answer to Medical Data Call question 1.B.1.a.

**SOURCE:** As Identified in the Medical Data Call.

**METHOD:** As Identified in the Medical Data Call.

**CONCLUSION:**

- \*ADAS-(Alcohol/Drug Abuse Svc) CC-(Cardiac Care)
- HBM-(Hemodialysis) NICU-(Neonatal ICU)
- OC-(Oncology) OTT-(Organ/tissue transplant)
- Psy C-(Psychiatric Care) TC-(Trauma Center)

| Hospital                           | City, County, State                                  | Ownership                       | Distance from MTF | Driving time from MTF | Beds | Occupancy rate | JCARO Accreditation (Y/N/ND) | Relationships                       | Unique Features         |
|------------------------------------|--|---------------------------------|-------------------|-----------------------|------|----------------|------------------------------|-------------------------------------|-------------------------|
| St. Joseph                         | Omaha, Douglas, NE                                   | Corporate                       | 12 miles          | 30 mins               | 275  | 64.6           | Yes                          | Niece                               | CC/TC/ HBM/OC/ OTT/NICU |
| Archdiocese of Omaha               | Omaha, Douglas, NE                                   | Church                          | 10 miles          | 30 mins               | 360  | 76.3           | Yes                          | Extensive (MNT, oncology, MRI) plus | OC/TC/ HBM/OC/ OTT/NICU |
| Blaisey Christus Memorial Hosp     | Omaha, Douglas, NE                                   | non governmental not-for-profit | 19 miles          | 20 mins               | 215  | 72             | Yes                          | None                                | OC/TC/ HBM/OC/ OTT/NICU |
| Children's Memorial                | Omaha, Douglas, NE                                   | non governmental not-for-profit | 15 miles          | 30 mins               | 300  | 45             | Yes                          | None                                | NICU                    |
| Immanuel Medical Center            | Omaha, Douglas, NE                                   | non governmental not-for-profit | 21 miles          | 45 mins               | 322  | 75.8           | Yes                          | None                                | OC/TC/ HBM/OC/ OTT/NICU |
| James Edmundson Memorial Mercy     | Council Bluffs, Pottawattamie IA, Omaha, Douglas, NE | non governmental not-for-profit | 15 miles          | 21 mins               | 310  | 51.7           | Yes                          | None                                | OC/TC/ HBM/OC/ OTT/NICU |
| Metropolitan                       | Pottawattamie IA, Omaha, Douglas, NE                 | non governmental not-for-profit | 15 miles          | 25 mins               | 266  | 40.5           | Yes                          | None                                | OC/TC/ HBM/OC/ OTT/NICU |
| Middlelands Community              | Omaha, Douglas, NE                                   | non governmental not-for-profit | 15 miles          | 30 mins               | 335  | 56.6           | Yes                          | None                                | OC/TC/ HBM/OC/ OTT/NICU |
| University of Nebraska Medical Ctr | Omaha, Douglas, NE                                   | non governmental not-for-profit | 8 miles           | 15 mins               | 160  | 33.1           | Yes                          | Extensive (MNT, oncology)           | OC/TC/ HBM/OC/ OTT/NICU |
| V.A. Medical Center                | Omaha, Douglas, NE                                   | VA                              | 10 miles          | 20 mins               | 314  | 71.8           | Yes                          | Family Practice                     | OC/TC/ HBM/OC/ OTT/NICU |
|                                    |  |                                 | 8 miles           | 17 mins               | 228  | 81.4           | Yes                          | VA/OC/ Billing Agreement            | OC/TC/ HBM/OC/ OTT/NICU |

Preparer: I certify the above information is accurate and complete to the best of my knowledge and belief.

Signature: *[Signature]* Date: 2 Jun 94

MAJCOM Reviewer: I certify the above information is accurate and complete to the best of my knowledge and belief. JAMES P. ASCHOFF, LT, SGAH, 271-9545, Office AFB NE

Signature: *[Signature]* Date: 8 JUN 1994

Typed Name, Rank, Office Symbol, DSN Number, JN Installation  
*[Signature]*  
 574-7874 ext 2254  
 JN Installation



INSTALLATION WORKSHEET  
Offutt AFB Nebraska

PURPOSE: To document answer to Medical Data Call question I.B.1.b.


SOURCE: Local Public Transportation Route Guides and Road Maps-Beneficiary Location Grid Map.

METHOD: Reviewed available maps vs. Transportation Access.

CONCLUSION:


Public Transportation is available throughout the Catchment area. Bus routes are convenient to all local Medical Facilities. Primary method of transportation is still auto. Construction of additional highway access to all points in the Catchment area continue and will help reduce driving times. Most facilities can be reached within 30 minutes by car. No geographical barriers exist; weather conditions during the winter present only limited problems of short duration.

Preparer: I certify the above information is accurate and complete to the best of my knowledge and belief.

 Date 2 JUN 84  
Signature

NORMAN B. SPECTOR, MAJOR, SGAA, 271-7312, Offutt AFB NE

MAJCOM Reviewer: I certify the above information is accurate and complete to the best of my knowledge and belief.

 Date 8 JUN 1984

Bradley Herremans, Capt, SFAH, 59Y-7874  
Typed Name, Rank, Office Symbol, DSN Number INSTALLATION

INSTALLATION WORKSHEET  
Offutt AFB Nebraska

PURPOSE: To document answer to Medical Data Call question I.B.2.a.

SOURCE: Creighton University Health/Sciences Library physician database (1993).


METHOD: Counted provider typed per the database.

CONCLUSION:

| PROVIDER TYPE                       | AS OF 30 SEP 94 |
|-------------------------------------|-----------------|
| PRIMARY CARE                        |                 |
| GENERAL AND FAMILY PRACTITIONERS    | 251             |
| INTERNAL MEDICINE                   | 255             |
| PEDIATRIC (INCLUDE PED SPECIALTIES) | 123             |
| OBSTETRICS AND GYNECOLOGY           | 85              |
| PHYSICIAN EXTENDERS                 | 107             |
| SPECIALTY CARE                      | 761             |


NOTE: Physician extenders number is an estimate based on the ratio of physician extenders in the state of Nebraska to the population.

Preparer: I certify the above information is accurate and complete to the best of my knowledge and belief.

 \_\_\_\_\_ Date 2 Jun 94  
Signature

JAMES P. ASCHOFF, LT, SGAH, 271-9545, Offutt AFB NE

MAJCOM Reviewer: I certify the above information is accurate and complete to the best of my knowledge and belief.

 \_\_\_\_\_ Date 8 JUN 1994  
Signature

Bradley Herriman, Capt, SERA 574-7874 ext 2251  
Typed Name, Rank, Office Symbol, DSN Number INSTALLATION

INSTALLATION WORKSHEET  
Offutt AFB Nebraska

**PURPOSE:** To document answer to Medical Data Call question I.B.2.b.


**SOURCE:** Nebraska Hospital Association Quick Census Reports, 14 Apr 94--American Hospital Association guide to the health care field 1993.

**METHOD:** Review of above documents and interview with Senior Health Benefits Advisor.

**CONCLUSION:**


Due to the location of Offutt AFB in close proximity to Omaha, the availability and accessibility to most types of civilian providers is exceptional. There are 15 hospitals, and associated staff, located in our local area. Included in this number are several specialty hospitals, the VA Medical Center and two medical schools. Inpatient Care access would be acceptable even without the presence of a Military MTF.

**Preparer:** I certify the above information is accurate and complete to the best of my knowledge and belief.

 Date 2 JUN 94  
Signature

NORMAN B. SPECTOR, MAJOR, SGAA, 271-7312, Offutt AFB NE

**MAJCOM Reviewer:** I certify the above information is accurate and complete to the best of my knowledge and belief.

 Date 8 JUN 94  
Signature

Bradley Herremans, Capt. SGAH 574-7894 ext 2254  
Typed Name, Rank, Office Symbol, DSN Number INSTALLATION

INSTALLATION WORKSHEET  
Offutt AFB Nebraska

PURPOSE: To document answer to Medical Data Call question I.B.2.c.


SOURCE: Current Health Care Finder and CHAMPUS provider listings, 21 Jan 94.

METHOD: Reviewed the available listings and interviewed Senior Health Benefits Advisor, Mrs. Tinsley.

CONCLUSION:


At the present time all specialties are available under CHAMPUS within our Catchment area. The presence of two medical schools and the assorted range of specialists ensures continued CHAMPUS availability.

Preparer: I certify the above information is accurate and complete to the best of my knowledge and belief.

 Date 8 JUN 94  
Signature

NORMAN B. SPECTOR, SGAA, 271-7312, Offutt AFB NE

MAJCOM Reviewer: I certify the above information is accurate and complete to the best of my knowledge and belief.

 Date 8 JUN 1994  
Signature

Bradley Herromans, Capt, 56A14, 574-7874 ext 2254  
Typed Name, Rank, Office Symbol, DSN Number: INSTALLATION

18



**INSTALLATION WORKSHEET**  
Offutt AFB Nebraska

**PURPOSE:** To document answer to Medical Data Call question ILB

**SOURCE:** As identified in the Medical Data Call.

**METHOD:** As identified in the Medical Data Call.


**CONCLUSION:**

JCAHO Life Safety Management Score 1 Date of JCAHO Survey: 19 Nov 93

OVERALL FACILITY CONDITION ASSESSMENT (TOTAL GROSS SQUARE FEET OF BASE MTF 284,930)


| FUNCTION/SYSTEM            | % ADEQUATE | % SUBSTANDARD | % INADEQUATE |
|----------------------------|------------|---------------|--------------|
| 1) PARKING                 | 100 ✓      |               |              |
| 2) ADMINISTRATION          | 90 ✓       | 10 ✓          |              |
| 3) CENTRAL STERILE SVC     | 60 ✓       | 40 ✓          |              |
| 4) DENTAL                  | 95 ✓       | 5 ✓           |              |
| 5) EMERGENCY SVC           | 70 ✓       | 30 ✓          |              |
| 6) FOOD SVC                | 90 ✓       | 10 ✓          |              |
| 7) LABORATORIES            | 95 ✓       | 5 ✓           |              |
| 8) LOGISTICS               | 80 ✓       | 20 ✓          |              |
| 9) INPT NURSING UNITS      | 90 ✓       | 10 ✓          |              |
| 10) LABOR/DELIVERY/NURSERY | 45 ✓       | 55 ✓          |              |
| 11) OUTPATIENT CLINIC      | 60 ✓       | 40 ✓          |              |
| 12) PHARMACY               | 80 ✓       | 20 ✓          |              |
| 13) RADIOLOGY              | 75 ✓       | 25 ✓          |              |
| 14) SURGICAL SUITE         | 40 ✓       | 60 ✓          |              |
| 15) BUILDING SYSTEMS       |            |               |              |
| a) Structural              | 95 ✓       | 5 ✓           |              |
| b) HVAC                    | 75 ✓       | 25 ✓          |              |
| c) Plumbing                | 75 ✓       | 25 ✓          |              |
| d) Electrical Sev          | 75 ✓       | 25 ✓          |              |
| e) Electrical Distribution | 75 ✓       | 25 ✓          |              |
| f) Emergency Power         | 60 ✓       | 40 ✓          |              |
|                            |            |               |              |
|                            |            |               |              |
|                            |            |               |              |
|                            |            |               |              |

**Preparer:** I certify the above information is accurate and complete to the best of my knowledge and belief.

  
 Signature \_\_\_\_\_ Date 8 JUN 1994

TERRY H. GREENWILL, SGAG, 271-7455, Offutt AFB NE

**MAJCOM Reviewer:** I certify the above information is accurate and complete to the best of my knowledge and belief.

  
 Signature \_\_\_\_\_ Date 8 JUN 1994  
 Bud W. Heermann, Capt, SCAM, 574-0200 ext 2254  
 Typed Name, Rank, Office Symbol, DSN Number INSTALLATION

INSTALLATION WORKSHEET  
Offutt AFB Nebraska

PURPOSE: To document answer to Medical Data Call question III.A.

SOURCE: As identified in the Medical Data Call.

METHOD: As identified in the Medical Data Call.

CONCLUSION:

Distance 3 miles.

Preparer: I certify the above information is accurate and complete to the best of my knowledge and belief.

*G. M. Hainline* Date 27 Jun 94

GREGORY M. HAINLINE, Capt, SGAX, 271-9543, Offutt AFB NE

MAJCOM Reviewer: I certify the above information is accurate and complete to the best of my knowledge and belief.

*Bradley Herrmans* Date 8 JUN 1994  
Signature

Bradley Herrmans, Capt, SGAX, 574-7874 ext 2254  
Typed Name, Rank, Office Symbol, DSN Number INSTALLATION

INSTALLATION WORKSHEET

Offutt AFB Nebraska

PURPOSE: To document answer to BRAC 95 Joint Cross-Svc Grp (Medical ) Data Call question III.B.

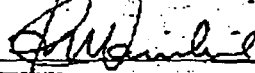
SOURCE: Designed Operational Capability Statement (DOC) Statement, Effective 30 Nov 93.

METHOD: The following are our DOC statement taskings as of 30 Sep 94:

CONCLUSION: The following are our DOC statement taskings as of 30 Sep 94:

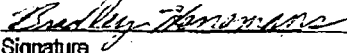
- UTC FFQC1, Aeromedical Evacuation Support
- UTC FFGK5, Air Transportable Hospital (ATH), 1st Increment
- UTC FFGK2, ATH, 2nd Increment
- UTC FFGK4, ATH, 3rd Increment
- UTC FFGK6, ATH, Surgical Augmentation Pkg
- UTC FFGK7, ATH, Orthopedic Augmentation Pkg
- UTC FFLGE, Air Transportable Clinic Equipment Pkg
- UTC FFGKA, ATH Equipment Pkg
- UTC HFNR50, Aircraft Reconstitution Team (ART)
- UTC 3R9ACS, Reconnaissance Support Team (RSTR)
- UTC 3DZ99A, National Emergency Airborne Command Post Reconstitution Team (NRT)
- UTC 3DZ99B, National Emergency Airborne Command Post Reconstitution Team (NRT)
- FFQC1, Flight Surgeon Augmentation
- FFLGE, Air Transportable Clinic Equipment Pkg
- CINC's (USSTRATCOM) Mobile Alternate Headquarters
- WRM Project BA, Biological Warfare/Chemical Warfare Antidotes
- WRM Project CB, Blood Donor Center Equipment/Supply Pkg
- WRM Project HA/HB, NRT Equipment/Supply Pkgs
- WRM Project HE, ART/RSTR Equipment/Supply Pkgs
- WRM Project UA, Anti-Malarial Program
- WRM Project WA, Hospital Expansion Program Equipment/Supply Pkg (For 123 beds)
- Federal Coordinating Center for the National Disaster Medical System

Preparer: I certify the above information is accurate and complete to the best of my knowledge and belief.

  
Signature \_\_\_\_\_ Date 2 Jun 94

GREGORY M. HAINLINE, Capt, SGAX, 271-9543, Offutt AFB NE

MAJCOM Reviewer: I certify the above information is accurate and complete to the best of my knowledge and belief.

  
Signature \_\_\_\_\_ Date 8 JUN 1994

Bradley J. Hennings Capt, SGAX, 574-7824 ext 2254  
Typed Name, Rank, Office Symbol, DSN Number INSTALLATION



INSTALLATION WORKSHEET  
Offutt AFB Nebraska

PURPOSE: To document answer to Medical Data Call question III.C.


SOURCE: As identified in the Medical Data Call.

METHOD: As identified in the Medical Data Call.

CONCLUSION:


50 BEDS.

Preparer: I certify the above information is accurate and complete to the best of my knowledge and belief.

  
Signature \_\_\_\_\_ Date 2 Jun 94

JAMES P. ASCHOFF, LT, SGAH, 271-9545, Offutt AFB NE

MAJCOM Reviewer: I certify the above information is accurate and complete to the best of my knowledge and belief.

  
Signature \_\_\_\_\_ Date 8 JUN 1994

Dudley F. ... Capt SGAH 574-7874 ext 2254  
Typed Name, Rank, Office Symbol, DSN Number INSTALLATION

INSTALLATION WORKSHEET  
Offutt AFB Nebraska

**PURPOSE:** To document answer to BRAC 95 Joint Cross-Svc Grp (Medical) Data Call question III.D.

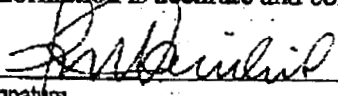
**SOURCE:** Designed Operational Capability Statement (DOC) Statement, Effective 30 Nov 93.

**METHOD:** The following are our DOC statement taskings as of 30 Sep 94:

**CONCLUSION:** The following are our DOC statement taskings as of 30 Sep 94:

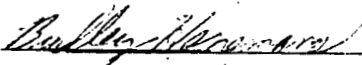
Expanded Beds: 123 BEDS.

**Preparer:** I certify the above information is accurate and complete to the best of my knowledge and belief.

  
Signature \_\_\_\_\_ Date 2 JUN 94

GREGORY M. HAINLINE, Capt, SGAX, 271-9543 Offutt AFB NE

**MAJCOM Reviewer:** I certify the above information is accurate and complete to the best of my knowledge and belief.

  
Signature \_\_\_\_\_ Date 8 JUN 1994

Bradley Herppmans, Capt, 5RAH 574-7824 ext 2254  
Typed Name, Rank, Office Symbol, DSN Number INSTALLATION

**AIR STAFF CORRECTION WORKSHEET**

**PURPOSE:** To provide corrected answer to question 4 of the Medical Data Call, Offutt AFB.

**SOURCE:** Air Staff calculation using methodology provided in Data Call.

**METHOD:** During the course of completing this Data Call, MAJCOMs and facilities asked for clarification on terminology and sources cited in the questionnaire. After reviewing the inputs, we determined that there was too much room for misinterpretation and errors. To ensure consistency in the data, the Air Staff calculated MTF cost for each facility using consistent sources and methodology. This Air Staff determined result will be used for the Joint Group process.

**CONCLUSION:** MTF cost for Offutt AFB is \$4070.38.

**MAJCOM CONCURS:** Phyllis Morris, HQ ACC/SGAF.

**BASE CONCURS.**

I certify that the above information is accurate and complete to the best of my knowledge and belief.

**AIR STAFF REVIEWER:**

*Laura E. DuMez*

**DATE:** 27 Jun 94

Laura E. DuMez, CMSgt, USAF  
Medical Manpower Division  
Dir of Medical Programs and Resources  
Office of the AF Surgeon General

### INSTALLATION WORKSHEET Offutt AFB Nebraska

PURPOSE: To document answer to Medical Data Call question IV.

SOURCE: Uniform Chart of Acc. Expense Assignment System  
Step down Schedule, MEPR-1.

METHOD: As identified in the Medical Data Call.

**CONCLUSION:**

|    | A                                  | B                           | C        | D          | E           | F       | G          |
|----|------------------------------------|-----------------------------|----------|------------|-------------|---------|------------|
| 1  | COMPUTATION WORKSHEET              | TOTAL COSTER CAT III RWP    |          |            |             |         |            |
| 2  |                                    | (LARGE ARMY MEDICAL CENTER) |          |            |             |         |            |
| 3  |                                    |                             |          |            |             |         |            |
| 4  | TOTAL MEPRS-A EXPENSE              |                             |          |            |             |         | 11,657,882 |
| 5  | LESS SELECTED MEPRS-E EXPENSE      |                             |          |            |             |         | -180,862   |
| 6  | PLUS SELECTED MEPRS-F EXPENSE      |                             |          |            |             |         | 86,848     |
| 7  |                                    |                             |          |            |             |         |            |
| 8  | TOTAL CAT III + MEPRS              |                             |          |            |             |         | 11,618,648 |
| 9  |                                    |                             | MD SP    | COST/MD SP | EDISP       |         |            |
| 10 | ADJUSTED TO BIOMETRICS             |                             | 5,212    | 3,244      | 6,184       |         | 11,478,007 |
| 11 |                                    |                             | TOT RWP  | COST/RWP   | CAT II RWPS |         |            |
| 12 | COST OF CAT II RWPS                |                             | 9,898    | 3,244      | 875.00      |         | 2,638,929  |
| 13 |                                    |                             |          |            |             |         |            |
| 14 | TOTAL ESTD CAT III INPATIENT EXP   |                             |          |            |             |         | 8,640,077  |
| 15 |                                    |                             |          |            |             |         |            |
| 16 | ESTD CAT III MEPRS INPATIENT COSTS |                             |          |            |             |         | 8,640,077  |
| 17 |                                    |                             |          |            |             |         |            |
| 18 | TOTAL CAT III RWPS                 |                             |          |            |             |         | 2,893      |
| 19 |                                    |                             |          |            |             |         |            |
| 20 | UNADJUSTED UNIT COST               |                             |          |            | CAT III     |         | 3,244      |
| 21 |                                    |                             |          |            |             |         |            |
| 22 | CONVERSION FACT                    | PER DAY                     | TOT DAYS | TOT RWP    | DAYS RWP    | PER RWP |            |
| 23 | DMDC/MEPRS                         | \$77.00                     | 11,884   | 2,893      | 4.49        | 345.73  | 346.78     |
| 24 |                                    |                             |          |            |             |         |            |
| 25 | TOTAL COST TO DISTRIBUTE           |                             |          |            |             |         | 3,590.22   |
| 26 |                                    |                             |          |            |             |         |            |
| 27 | ADJUSTMENT CATEGORIES              |                             | CIV PAY  | MIL PAY    | OTHER       |         | TOTAL      |
| 28 |                                    |                             |          |            |             |         |            |
| 29 | INPATIENT FACTOR                   |                             | 15.00%   | 53.00%     | 28.00%      |         | 100.00%    |
| 30 |                                    |                             |          |            |             |         |            |
| 31 | TOTAL COST DISTRIBUTE              |                             | 536.53   | 2,010.52   | 1,041       |         | 3,590.21   |
| 32 |                                    |                             |          |            |             |         |            |
| 33 | FY83 PAY RAISE FACTOR (3.7%)       | 0.037                       |          |            |             |         |            |
| 34 | CIVILIAN                           |                             | 18.83    |            |             |         | 18.83      |
| 35 | MILITARY                           |                             |          |            | 74.39       |         | 74.39      |
| 36 |                                    |                             |          |            |             |         |            |
| 37 | SUBTOTAL                           |                             | 658.40   | 2,084.91   | 1,041.16    |         | 3,684.58   |
| 38 |                                    |                             |          |            |             |         |            |
| 39 | FY84 PAY RAISE FACTOR              |                             |          |            |             |         |            |
| 40 | CIVILIAN (3/4 OF 3.80%)            | 0.03                        | 18.76    |            |             |         | 18.76      |
| 41 | MILITARY (3/4 OF 2.2%)             | 0.017                       |          | 35.44      |             |         | 35.44      |
| 42 |                                    |                             |          |            |             |         |            |
| 43 | SUBTOTAL                           |                             | 675.21   | 2,120.35   | 1,041.16    |         | 37,387.72  |
| 44 |                                    |                             |          |            |             |         |            |
| 45 | GOVT SHARE UNFUNDED                | 0.147                       |          |            |             |         |            |
| 46 | CIV RETIREMENT (14.7%)             |                             |          |            |             |         |            |
| 47 |                                    |                             |          |            |             |         |            |
| 48 | SUBTOTAL                           |                             | 645.07   | 2,120.35   | 1,041.16    |         | 3,808.58   |
| 49 |                                    |                             |          |            |             |         |            |
| 50 | ASSET USE CHARGE (4.0%)            | 0.04                        |          |            |             |         |            |
| 51 |                                    |                             | 25.8     | 84.81      | 41.85       |         | 162.26     |
| 52 |                                    |                             |          |            |             |         |            |
| 53 | SUBTOTAL                           |                             | 670.87   | 2,205.16   | 1,082.81    |         | 3,958.84   |
| 54 |                                    |                             |          |            |             |         |            |
| 55 | DoD DEPLATOR                       | 0.023361                    |          |            |             |         |            |
| 56 |                                    |                             |          |            |             | 89.87   | 89.87      |
| 57 |                                    |                             |          |            |             |         |            |
| 58 | GRAND TOTAL PER RWP                |                             | 670.87   | 2,205.16   | 1,172.88    |         | 4,048.71   |

Changes which will effect EBE and EBF:

1. Increased residency training by 50%
2. Three fulltime Residency support staff
3. Two fulltime clinical instructors

Preparer: I certify the above information is accurate and complete to the best of my knowledge and belief.

*Debie M. Kierstead* Date 2 Jun 94  
Signature

DEBIE M. KIERSTEAD, SGAM, 271-9135, Offutt AFB NE

MAJCOM Reviewer: I certify the above information is accurate and complete to the best of my knowledge and belief.

*Jerry P. Westwater* Date 10 Jun 94

Signature  
Jerry P. Westwater Major, SCAM, SSN: 574-78:  
Typed Name, Rank, Office Symbol, DSN Number, INSTALLATION

INSTALLATION WORKSHEET  
Offutt AFB Nebraska

PURPOSE: To document answer to Medical Data Call question V.A.


SOURCE: 1995 Business Analysis -- 14 April 94-Nebraska Hospital Association Quick Census report  
AHA Guide to the Health Care Field.

METHOD: Review of currently available data regarding local occupancy rates.

CONCLUSION:


Local medical facilities can absorb any or all of our current in-patient load. No one facility could handle the entire load, however multiple sources of care are available.

Preparer: I certify the above information is accurate and complete to the best of my knowledge and belief.

 Date 2 JUN 94  
Signature

NORMAN B. SPECTOR, MAJOR, SGAA, 271-7312, Offutt AFB NE

MAJCOM Reviewer: I certify the above information is accurate and complete to the best of my knowledge and belief.

 Date 8 JUN 1994  
Signature

Bradley Herrmann, Capt, SGAA, 52V-7874 ext 2254  
Typed Name, Rank, Office Symbol, DSN Number INSTALLATION

INSTALLATION WORKSHEET  
Offutt AFB Nebraska

PURPOSE: To document answer to Medical Data Call question V.B.

SOURCE: 1995 Business Analysis — 1993 AHA Guide to the Health Care Field — 21 Jan 94  
55th MG Health Care Finder Listing.

METHOD: Review of available documentation and discussions with Senior Health Benefits  
Advisor and Local facility CEO.

CONCLUSION:

Except for the increased cost to the beneficiary and the loss of a relatively accessible facility  
location there would be minimal impact on remaining beneficiaries. The local medical community  
can provide the full spectrum of required service.

Preparer: I certify the above information is accurate and complete to the best of my knowledge  
and belief.

*Norman B. Spector* Date 2 JUN 94  
Signature

NORMAN B. SPECTOR, MAJOR, SGAA, 271-7312 Offutt AFB NE

MAJCOM Reviewer: I certify the above information is accurate and complete to the  
best of my knowledge and belief.

*Bradley Hermanson* Date 8 JUN 1994  
Signature

Bradley Hermanson, Capt, SGAA, 594-7894 ext 2254  
Typed Name, Rank, Office Symbol, DSN Number INSTALLATION

# Document Separator

## AIR STAFF CORRECTION WORKSHEET

**PURPOSE:** To provide corrected answer to question 4 of the Medical Data Call, Patrick AFB.

**SOURCE:** Air Staff calculation using methodology provided in Data Call.

**METHOD:** During the course of completing this Data Call, MAJCOMs and facilities asked for clarification on terminology and sources cited in the questionnaire. After reviewing the inputs, we determined that there was too much room for misinterpretation and errors. To ensure consistency in the data, the Air Staff calculated MTF cost for each facility using consistent sources and methodology. This Air Staff determined result will be used for the Joint Group process.

**CONCLUSION:** MTF cost for Patrick AFB is \$4351.33.

**MAJCOM CONCURS:** Linda Osborn, HQ AFSPC/SGAB.

**BASE CONCURS.**

I certify that the above information is accurate and complete to the best of my knowledge and belief.

**AIR STAFF REVIEWER:**

*Laura E. DuMez*  
Laura E. DuMez, CMSgt, USAF

**DATE:** 27 Jun 94

Medical Manpower Division  
Dir of Medical Programs and Resources  
Office of the AF Surgeon General



PATRICK AFB

|    | A                                   | B        | C        | D          | E           | F        | G            |
|----|-------------------------------------|----------|----------|------------|-------------|----------|--------------|
| 1  | COMPUTATION WORKSHEET               |          |          |            |             |          |              |
| 2  | TOTAL COST PER CAT III RWP          |          |          |            |             |          |              |
| 3  |                                     |          |          |            |             |          |              |
| 4  | TOTAL MEPRS-A EXPENSE               |          |          |            |             |          | \$3,363,181  |
| 5  | LESS SELECTED MEPRS-E EXPENSE       |          |          |            |             |          | -\$55,847    |
| 6  | PLUS FINAL MEPRS-F EXPENSE          |          |          |            |             |          | \$90,628     |
| 7  |                                     |          |          |            |             |          |              |
| 8  | TOTAL CAT III+MEPRS                 |          |          |            |             |          | \$3,397,960  |
| 9  |                                     |          | MDISP    | COST/MDISP | BDISP       |          |              |
| 10 | ADJUSTED TO BIOMETRICS              |          | 1321     | \$2,572.26 | 1329        |          | \$3,377,506  |
| 11 |                                     |          | TOT RWP  | COST/RWP   | CATIII RWPS |          |              |
| 12 | COST OF CAT III SUBSET RWPS         |          | 1075     | \$3,141.87 | 401         |          | -\$1,259,890 |
| 13 |                                     |          |          |            |             |          |              |
| 14 | TOTAL EST'D CAT III INPATIENT EXP   |          |          |            |             |          | \$2,117,616  |
| 15 |                                     |          |          |            |             |          |              |
| 16 | EST'D CAT III MEPRS INPATIENT COSTS |          |          |            |             |          | \$2,117,616  |
| 17 |                                     |          |          |            |             |          |              |
| 18 | TOTAL CAT III RWPS                  |          |          |            |             |          | 674          |
| 19 |                                     |          |          |            |             |          |              |
| 20 | UNADJUSTED UNIT COST                |          |          |            |             |          | \$3,141.86   |
| 21 |                                     |          |          | CAT III    |             |          |              |
| 22 | CONVERSION FACTOR                   | PER DAY  | TOT DAYS | TOT RWP    | DAYS RWP    | PER RWP  |              |
| 23 | DMDC/MEPRS                          | \$77.00  | 3514     | 674        | 5.2137      | \$401.45 | \$401.45     |
| 24 |                                     |          |          |            |             |          |              |
| 25 | TOTAL COST TO DISTRIBUTE            |          |          |            |             |          | \$3,543.31   |
| 26 |                                     |          |          |            |             |          |              |
| 27 | ADJUSTMENT CATEGORIES               |          | CIVPAY   | MILPAY     | OTHER       |          | TOTAL        |
| 28 |                                     |          |          |            |             |          |              |
| 29 | INPATIENT FACTORS                   |          | 15%      | 56%        | 29%         |          | 100%         |
| 30 |                                     |          |          |            |             |          |              |
| 31 | TOTAL COST DISTRIBUTED              |          | \$531.50 | \$1,984.25 | \$1,027.56  |          | \$3,543.31   |
| 32 |                                     |          |          |            |             |          |              |
| 33 | FY93 PAY RAISE FACTOR (3.7%)        | 0.037    |          |            |             |          |              |
| 34 | CIVILIAN                            |          | \$19.67  |            |             |          | \$19.67      |
| 35 | MILITARY                            |          |          | \$73.42    |             |          | \$73.42      |
| 36 |                                     |          |          |            |             |          |              |
| 37 | SUBTOTAL                            |          | \$551.17 | \$2,057.67 | \$1,027.56  |          | \$3,636.40   |
| 38 |                                     |          |          |            |             |          |              |
| 39 | FY94 PAY RAISE FACTOR               |          |          |            |             |          |              |
| 40 | CIVILIAN (3/4 OF 3.96%)             | 0.03     | \$16.54  |            |             |          | \$16.54      |
| 41 | MILITARY (3/4 OF 2.2%)              | 0.017    |          | \$34.98    |             |          | \$34.98      |
| 42 |                                     |          |          |            |             |          |              |
| 43 | SUBTOTAL                            |          | \$667.71 | \$2,092.65 | \$1,027.56  |          | \$3,687.92   |
| 44 |                                     |          |          |            |             |          |              |
| 45 | GOV'T SHARE UNFUNDED                | 0.147    |          |            |             |          |              |
| 46 | CIV RETIREMENT (14.7%)              |          | \$83.45  |            |             |          | \$83.45      |
| 47 |                                     |          |          |            |             |          |              |
| 48 | SUBTOTAL                            |          | \$651.16 | \$2,092.65 | \$1,027.56  |          | \$3,771.37   |
| 49 |                                     |          |          |            |             |          |              |
| 50 | ASSET USE CHARGE (4.0%)             | 0.04     | \$26.05  | \$83.71    | \$41.10     |          | \$150.86     |
| 51 |                                     |          |          |            |             |          |              |
| 52 |                                     |          |          |            |             |          |              |
| 53 | SUBTOTAL                            |          | \$677.21 | \$2,176.36 | \$1,068.66  |          | \$3,922.23   |
| 54 |                                     |          |          |            |             |          |              |
| 55 | DOD DEFLATOR                        | 0.923361 |          |            | \$88.70     |          | \$88.70      |
| 56 |                                     |          |          |            |             |          |              |
| 57 |                                     |          |          |            |             |          |              |
| 58 | GRAND TOTAL COST PER RWP            |          | \$677.21 | \$2,176.36 | \$1,157.36  |          | \$4,010.93   |

**AIR STAFF CORRECTION WORKSHEET**

**PURPOSE:** To provide corrected answer to question 3D of the Medical Data Call, Patrick AFB.

**SOURCE:** Information provided by the facility, Mr Rick Brosseau DSN 854-8266 .

**METHOD:** In initially responding to the Data Call, the facility misinterpreted the question - number of expanded beds. They responded, correctly, that Patrick did not have an expansion mission. They indeed do have beds fitting the definition of expanded beds.

**CONCLUSION:** Number of expanded beds at Patrick AFB is 72.

**MAJCOM CONCURS:** Lt Col Geer, HQ AFSPC/SGAA, DSN 692-3042.

**BASE CONCURS.**

I certify that the above information is accurate and complete to the best of my knowledge and belief.

**AIR STAFF REVIEWER:** Laura E. DuMez DATE: 26 Oct 94

Laura E. DuMez, CMSgt, USAF  
Medical Manpower Division  
Dir of Medical Programs and Resources  
Office of the AF Surgeon General

## AIR STAFF CORRECTION WORKSHEET

**PURPOSE:** To provide additional information not requested in the original medical data call for Patrick AFB.

**SOURCE:** HQ AFMSA/SGSFW, Capt O'Brien, DSN 297-5554

**METHOD:** In Oct 94, the Joint Group asked for information concerning "Available Beds" in each MTF.

"Available Beds" are defined as: "the number of beds readily available in space designed for inpatient bed placement. The space will meet current accreditation standards and usually have suction, medical gas and nurse call capability. Bed space that has been permanently encumbered (requires construction to convert it to usable bed space) will not be considered. The space will normally have 140 to 200 square feet per bed. The Available Bed Capacity figure will at a minimum equal the operating beds at a facility plus other bed space meeting the above requirements as reported in the data calls."

HQ AFMSA/SGSFW conducted a survey in Nov 93 that collected information for "Normal Beds." The definition above approximates the definition for "Normal Beds" as specified in that survey. It was determined appropriate to use the data submitted by the MTFs in Nov 93 for "Normal Beds" to meet this late requirement for "Available Beds."

**CONCLUSION:** Available beds for Patrick AFB are 20.

**MAJCOM CONCURS:** Lt Col Geer, HQ AFSPC/SGAA, DSN 692-3042.

**BASE CONCURS.**

I certify that the above information is accurate and complete to the best of my knowledge and belief.

**AIR STAFF REVIEWER:**

*Laura E. DuMez*

**DATE:** 24 Oct 94

Laura E. DuMez, CMSgt USAF

Medical Manpower Division

Dir of Medical Programs and Resources

Office of the AF Surgeon General

**AIR STAFF CORRECTION WORKSHEET**

**PURPOSE:** To provide corrected answer to question 4 of the Medical Data Call,

Patrick AFB.

**SOURCE:** Air Staff calculation using methodology provided in Data Call adjusted per direction of the Joint Group.

**METHOD:** During the course of completing this Data Call, MAJCOMs and facilities asked for clarification on terminology and sources cited in the questionnaire. After reviewing the inputs, we determined that there was too much room for misinterpretation and errors. To ensure consistency in the data, the Air Staff calculated MTF cost for each facility using consistent sources and methodology. This Air Staff determined result was used for the Joint Group process.

After this calculation was done and the information provided to MAJCOMs, the methodology was altered by the Joint Group. The cost was adjusted by not deleting the CAT II RWP's (Para B(7)) and not adding payraises and inflation factors in Para C.

**CONCLUSION:** Adjusted MTF cost for Patrick AFB is \$ 1030.79 vice 1351.33.

**MAJCOM CONCURS:** Byron A. Dyer HQ AFSPC ISG AA. ODN 692-3042

**BASE CONCURS.**

I certify that the above information is accurate and complete to the best of my knowledge and belief.

**AIR STAFF REVIEWER:** Laura E. DuMez DATE: 24 Oct 94

Laura E. DuMez, CMSgt, USAF  
Medical Manpower Division  
Dir of Medical Programs and Resources  
Office of the AF Surgeon General

## INSTALLATION WORKSHEET

45 Medical Group, Patrick AFB, Florida

**PURPOSE:** To document the answer to question number: **Section 1.A.(1)(a)** - "identify the beneficiary population in your catchment area using RAPS data in the DMIS system." (By Age/Sex and by Service) and **Section 1.A.(1)(c)** - "Summarize the information in the table below and attach copies of the DMIS reports to this package."

**SOURCE:** RAPS data from the DMIS system

**METHOD:** Direct link to the DMIS computer and used the instructions provided. (Performed by Capt Reader, 45MG/SGAC, DSN 854-8453)

**CONCLUSIONS:** See attached sheets of printed out data from the DMIS system.  
Summary Table :

| <u>BENEFICIARY TYPE</u> | <u>ACTUAL FY93</u> | <u>PROJECTED FY99</u> |
|-------------------------|--------------------|-----------------------|
| Active Duty (AD)        | 3,466              | 3,315                 |
| Family Members of AD    | 7,822              | 7,241                 |
| <b>Subtotal</b>         | <b>11,288</b>      | <b>10,556</b>         |
| Retirees and Families   | 28,306             | 29,744                |
| Others                  | 2,612              | 3,279                 |
| <b>TOTAL</b>            | <b>42,206</b>      | <b>43,579</b>         |

NOTE: Patrick has a major influx of the "snowbird" population during the months of November through March. It is next to impossible to get a handle on the exact figure, but with our pharmacy on-line with CHCS for only about six weeks we already have over 60,000 beneficiaries registered and we continue to input approximately 200 beneficiaries per duty day.

I certify that the above information is accurate and complete to the best of my knowledge and belief.

Preparer: (Signature)



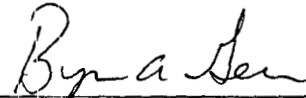
Date:

1 Jan 94

PATRICIA A. READER, 45MG/SGAC, DSN 854-8453

I certify that the above information is accurate and complete to the best of my knowledge and belief.

MAJCOM Reviewer:

  
BYRON A. GEER, LtCol, USAF, MSC  
Chief, Resource Management & Staffing  
Office of the C

Date:

09 JUN 1994

## RAPS MODEL FY93 BASELINE POPULATION ESTIMATES

MAY 20, 1994

V 6.01 03/30/94

RETAINED HISTORICAL CATCHMENT AREAS

16:01:46  
BRAC III.03 03/15/94

## 45th MEDICAL GROUP-PATRICK

## POPULATION BY SPONSOR SERVICE BRANCH

| SPONSOR<br>SERVICE | ACTIVE<br>DUTY | DEPS OF<br>ACT DTY | MED ELG<br>NG/RES | DEPS OF<br>NG/RES | RETIRED | DEPS OF<br>RETIRED | SURVIVR | TOTAL |
|--------------------|----------------|--------------------|-------------------|-------------------|---------|--------------------|---------|-------|
| ARMY               | 114            | 692                | 85                | 68                | 3071    | 3509               | 752     | 8291  |
| NAVY               | 138            | 315                | 0                 | 15                | 1969    | 2132               | 444     | 5013  |
| AFLOAT             | 65             | 204                | --                | --                | --      | --                 | --      | 269   |
| USMC               | 2              | 38                 | 0                 | 0                 | 331     | 379                | 79      | 829   |
| USAF               | 2921           | 6254               | 26                | 21                | 7124    | 9286               | 1086    | 26718 |
| USCG               | 225            | 319                | 0                 | 0                 | 215     | 272                | 25      | 1056  |
| OTHER              | 1              | 0                  | 0                 | 0                 | 9       | 9                  | 11      | 30    |
| TOTAL              | 3466           | 7822               | 111               | 104               | 12719   | 15587              | 2397    | 42206 |

RAPS POPULATION PROJECTION REPORT  
 FY94 BASED UPON FY93 BASELINE

MAY 20, 1994

16:01:46

01 03/30/94

RETAINED HISTORICAL CATCHMENT AREAS

BRAC III.03 03/15/94

## 45th MEDICAL GROUP-PATRICK

## POPULATION BY SPONSOR SERVICE BRANCH

| SPONSOR<br>SERVICE | ACTIVE<br>DUTY | DEPS OF<br>ACT DTY | MED ELG<br>NG/RES | DEPS OF<br>NG/RES | RETIRED | DEPS OF<br>RETIRED | SURVIVR | TOTAL |
|--------------------|----------------|--------------------|-------------------|-------------------|---------|--------------------|---------|-------|
| ARMY               | 109            | 667                | 80                | 63                | 3139    | 3543               | 794     | 8395  |
| NAVY               | 131            | 298                | 0                 | 15                | 2000    | 2153               | 468     | 5073  |
| AFLOAT             | 61             | 193                | --                | --                | --      | --                 | --      | 254   |
| USMC               | 2              | 35                 | 0                 | 0                 | 336     | 382                | 81      | 836   |
| USAF               | 2952           | 6121               | 26                | 21                | 7202    | 9311               | 1134    | 26767 |
| USCG               | 225            | 319                | 0                 | 0                 | 215     | 272                | 26      | 1057  |
| OTHER              | 1              | 0                  | 0                 | 0                 | 9       | 9                  | 11      | 30    |
| TOTAL              | 3481           | 7633               | 106               | 99                | 12909   | 15670              | 2514    | 42412 |

## RAPS POPULATION PROJECTION REPORT

MAY 20, 1994

FY95 BASED UPON FY93 BASELINE

16:01:46

01 03/30/94

RETAINED HISTORICAL CATCHMENT AREAS

BRAC III.03 03/15/94

## 45th MEDICAL GROUP-PATRICK

## POPULATION BY SPONSOR SERVICE BRANCH

| SPONSOR<br>SERVICE | ACTIVE<br>DUTY | DEPS OF<br>ACT DTY | MED ELG<br>NG/RES | DEPS OF<br>NG/RES | RETIRED | DEPS OF<br>RETIRED | SURVIVR | TOTAL |
|--------------------|----------------|--------------------|-------------------|-------------------|---------|--------------------|---------|-------|
| ARMY               | 104            | 635                | 78                | 60                | 3203    | 3570               | 836     | 8486  |
| NAVY               | 128            | 291                | 0                 | 15                | 2051    | 2176               | 490     | 5151  |
| AFLOAT             | 60             | 189                | --                | --                | --      | --                 | --      | 249   |
| USMC               | 2              | 35                 | 0                 | 0                 | 340     | 382                | 83      | 842   |
| USAF               | 2855           | 5916               | 27                | 21                | 7261    | 9319               | 1183    | 26502 |
| USCG               | 225            | 319                | 0                 | 0                 | 218     | 268                | 27      | 1057  |
| OTHER              | 1              | 0                  | 0                 | 0                 | 10      | 10                 | 12      | 33    |
| TOTAL              | 3375           | 7385               | 105               | 96                | 13083   | 15725              | 2631    | 42400 |



5.01 03/30/94 RAPS POPULATION PROJECTION REPORT MAY 20, 1994  
 FY96 BASED UPON FY93 BASELINE 16:01:46  
 RETAINED HISTORICAL CATCHMENT AREAS BRAC III.03 03/15/94

## 45th MEDICAL GROUP-PATRICK

## POPULATION BY SPONSOR SERVICE BRANCH

| SPONSOR<br>SERVICE | ACTIVE<br>DUTY | DEPS OF<br>ACT DTY | MED ELG<br>NG/RES | DEPS OF<br>NG/RES | RETIRED | DEPS OF<br>RETIRED | SURVIVR | TOTAL |
|--------------------|----------------|--------------------|-------------------|-------------------|---------|--------------------|---------|-------|
| ARMY               | 103            | 629                | 76                | 60                | 3257    | 3595               | 878     | 8598  |
| NAVY               | 136            | 304                | 0                 | 15                | 2089    | 2196               | 513     | 5253  |
| AFLOAT             | 64             | 197                | --                | --                | --      | --                 | --      | 261   |
| USMC               | 2              | 33                 | 0                 | 0                 | 343     | 384                | 85      | 847   |
| USAF               | 2923           | 6048               | 27                | 21                | 7315    | 9337               | 1231    | 26902 |
| USCG               | 225            | 319                | 0                 | 0                 | 220     | 269                | 27      | 1060  |
| OTHER              | 1              | 0                  | 0                 | 0                 | 10      | 10                 | 12      | 33    |
| TOTAL              | 3454           | 7530               | 103               | 96                | 13234   | 15791              | 2746    | 42954 |

RAPS POPULATION PROJECTION REPORT  
 FY97 BASED UPON FY93 BASELINE

MAY 20, 1994  
 16:01:46

01 03/30/94

RETAINED HISTORICAL CATCHMENT AREAS

BRAC III.03 03/15/94

45th MEDICAL GROUP-PATRICK

POPULATION BY SPONSOR SERVICE BRANCH

| SPONSOR<br>SERVICE | ACTIVE<br>DUTY | DEPS OF<br>ACT DTY | MED ELG<br>NG/RES | DEPS OF<br>NG/RES | RETIRED | DEPS OF<br>RETIRED | SURVIVR | TOTAL |
|--------------------|----------------|--------------------|-------------------|-------------------|---------|--------------------|---------|-------|
| ARMY               | 100            | 614                | 74                | 60                | 3305    | 3618               | 919     | 8690  |
| NAVY               | 122            | 274                | 0                 | 15                | 2124    | 2216               | 536     | 5287  |
| AFLOAT             | 57             | 178                | --                | --                | --      | --                 | --      | 235   |
| USMC               | 2              | 32                 | 0                 | 0                 | 345     | 386                | 87      | 852   |
| USAF               | 2806           | 5817               | 27                | 21                | 7374    | 9370               | 1278    | 26693 |
| USCG               | 225            | 319                | 0                 | 0                 | 223     | 271                | 28      | 1066  |
| OTHER              | 1              | 0                  | 0                 | 0                 | 11      | 10                 | 13      | 35    |
| TOTAL              | 3313           | 7234               | 101               | 96                | 13382   | 15871              | 2861    | 42858 |

RAPS POPULATION PROJECTION REPORT  
 FY98 BASED UPON FY93 BASELINE

MAY 20, 1994

16:01:46

01 03/30/94

RETAINED HISTORICAL CATCHMENT AREAS

BRAC III.03 03/15/94

## 45th MEDICAL GROUP-PATRICK

## POPULATION BY SPONSOR SERVICE BRANCH

| SPONSOR<br>SERVICE | ACTIVE<br>DUTY | DEPS OF<br>ACT DTY | MED ELG<br>NG/RES | DEPS OF<br>NG/RES | RETIRE<br>D | DEPS OF<br>RETIRE<br>D | SURVIVR | TOTAL |
|--------------------|----------------|--------------------|-------------------|-------------------|-------------|------------------------|---------|-------|
| ARMY               | 100            | 615                | 74                | 60                | 3349        | 3647                   | 958     | 8803  |
| NAVY               | 122            | 276                | 0                 | 15                | 2154        | 2236                   | 558     | 5361  |
| AFLOAT             | 58             | 179                | --                | --                | --          | --                     | --      | 237   |
| USMC               | 2              | 32                 | 0                 | 0                 | 349         | 389                    | 90      | 862   |
| USAF               | 2807           | 5818               | 27                | 21                | 7437        | 9420                   | 1325    | 26855 |
| USCG               | 225            | 319                | 0                 | 0                 | 225         | 272                    | 29      | 1070  |
| OTHER              | 1              | 0                  | 0                 | 0                 | 11          | 10                     | 13      | 35    |
| TOTAL              | 3315           | 7239               | 101               | 96                | 13525       | 15974                  | 2973    | 43223 |

RAPS POPULATION PROJECTION REPORT  
 FY99 BASED UPON FY93 BASELINE

MAY 20, 1994  
 16:01:46

01 03/30/94

RETAINED HISTORICAL CATCHMENT AREAS

BRAC III.03 03/15/94

45th MEDICAL GROUP-PATRICK

POPULATION BY SPONSOR SERVICE BRANCH

| SPONSOR<br>SERVICE | ACTIVE<br>DUTY | DEPS OF<br>ACT DTY | MED ELG<br>NG/RES | DEPS OF<br>NG/RES | RETIRED | DEPS OF<br>RETIRED | SURVIVR | TOTAL |
|--------------------|----------------|--------------------|-------------------|-------------------|---------|--------------------|---------|-------|
| ARMY               | 100            | 616                | 74                | 60                | 3392    | 3676               | 997     | 8915  |
| NAVY               | 122            | 277                | 0                 | 15                | 2183    | 2257               | 578     | 5432  |
| AFLOAT             | 58             | 179                | --                | --                | --      | --                 | --      | 237   |
| USMC               | 2              | 32                 | 0                 | 0                 | 354     | 391                | 92      | 871   |
| USAF               | 2807           | 5818               | 27                | 21                | 7497    | 9473               | 1371    | 27014 |
| USCG               | 225            | 319                | 0                 | 0                 | 226     | 274                | 30      | 1074  |
| OTHER              | 1              | 0                  | 0                 | 0                 | 11      | 10                 | 14      | 36    |
| TOTAL              | 3315           | 7241               | 101               | 96                | 13663   | 16081              | 3082    | 43579 |

RAPS MODEL FY93 BASELINE POPULATION ESTIMATES MAY 20, 1994  
 V 6.01 03/30/94 15:42:57  
 RETAINED HISTORICAL CATCHMENT AREAS BRAC III.03 03/15/94

## 45th MEDICAL GROUP-PATRICK

## POPULATION BY AGE/SEX

| AGE/SEX | ACTIVE<br>DUTY | DEPS OF<br>ACT DTY | MED ELG<br>NG/RES | DEPS OF<br>NG/RES | RETIRED | DEPS OF<br>RETIRED | SURVIVR | TOTAL |
|---------|----------------|--------------------|-------------------|-------------------|---------|--------------------|---------|-------|
| 00-04/M | --             | 729                | --                | 5                 | --      | 81                 | 3       | 818   |
| 05-14/M | --             | 1372               | --                | 17                | --      | 787                | 20      | 2196  |
| 15-17/M | --             | 225                | --                | 3                 | --      | 528                | 19      | 775   |
| 18-24/M | 555            | 183                | 30                | 1                 | 7       | 832                | 29      | 1637  |
| 25-34/M | 1380           | 67                 | 44                | 2                 | 54      | 22                 | 13      | 1582  |
| 35-44/M | 1058           | 39                 | 13                | 1                 | 940     | 23                 | 6       | 2080  |
| 45-64/M | 101            | 8                  | 7                 | 3                 | 6225    | 16                 | 3       | 6363  |
| 65+ /M  | --             | 4                  | --                | 0                 | 5235    | 22                 | 3       | 5264  |
| 00-04/F | --             | 724                | --                | 9                 | --      | 96                 | 5       | 834   |
| 05-14/F | --             | 1333               | --                | 15                | --      | 739                | 29      | 2116  |
| 15-17/F | --             | 238                | --                | 6                 | --      | 474                | 20      | 738   |
| 18-24/F | 98             | 631                | 7                 | 8                 | 0       | 880                | 34      | 1658  |
| 25-34/F | 173            | 1307               | 5                 | 18                | 6       | 210                | 23      | 1742  |
| 35-44/F | 98             | 821                | 3                 | 9                 | 45      | 1305               | 57      | 2338  |
| 45-64/F | 3              | 130                | 2                 | 7                 | 91      | 5782               | 584     | 6599  |
| 65+ /F  | --             | 11                 | --                | 0                 | 116     | 3790               | 1549    | 5466  |
| TOTAL   | 3466           | 7822               | 111               | 104               | 12719   | 15587              | 2397    | 42206 |

RAPS POPULATION PROJECTION REPORT  
 FY94 BASED UPON FY93 BASELINE

MAY 20, 1994

15:42:57

01 03/30/94

RETAINED HISTORICAL CATCHMENT AREAS

BRAC III.03 03/15/94

## 45th MEDICAL GROUP-PATRICK

## POPULATION BY AGE/SEX

| AGE/SEX | ACTIVE<br>DUTY | DEPS OF<br>ACT DTY | MED ELG<br>NG/RES | DEPS OF<br>NG/RES | RETIRE<br>D | DEPS OF<br>RETIRE<br>D | SURVIVR | TOTAL |
|---------|----------------|--------------------|-------------------|-------------------|-------------|------------------------|---------|-------|
| 00-04/M | --             | 713                | --                | 5                 | --          | 79                     | 3       | 800   |
| 05-14/M | --             | 1339               | --                | 16                | --          | 777                    | 20      | 2152  |
| 15-17/M | --             | 219                | --                | 3                 | --          | 522                    | 19      | 763   |
| 18-24/M | 558            | 178                | 28                | 1                 | 7           | 821                    | 29      | 1622  |
| 25-34/M | 1385           | 66                 | 42                | 2                 | 50          | 22                     | 13      | 1580  |
| 35-44/M | 1061           | 38                 | 12                | 1                 | 939         | 23                     | 6       | 2080  |
| 45-64/M | 102            | 8                  | 7                 | 3                 | 6096        | 16                     | 3       | 6235  |
| 65+ /M  | --             | 4                  | --                | 0                 | 5555        | 23                     | 3       | 5585  |
| 00-04/F | --             | 707                | --                | 9                 | --          | 95                     | 5       | 816   |
| 05-14/F | --             | 1300               | --                | 14                | --          | 730                    | 29      | 2073  |
| 15-17/F | --             | 232                | --                | 6                 | --          | 469                    | 20      | 727   |
| 18-24/F | 99             | 614                | 7                 | 8                 | 0           | 868                    | 34      | 1630  |
| 25-34/F | 174            | 1275               | 5                 | 17                | 6           | 207                    | 23      | 1707  |
| 35-44/F | 99             | 802                | 3                 | 8                 | 45          | 1291                   | 57      | 2305  |
| 54/F    | 3              | 127                | 2                 | 6                 | 89          | 5740                   | 573     | 6540  |
| /F      | --             | 11                 | --                | 0                 | 122         | 3987                   | 1677    | 5797  |
| TOTAL   | 3481           | 7633               | 106               | 99                | 12909       | 15670                  | 2514    | 42412 |

RAPS POPULATION PROJECTION REPORT  
 FY95 BASED UPON FY93 BASELINE

MAY 20, 1994

15:42:57

01 03/30/94

RETAINED HISTORICAL CATCHMENT AREAS

BRAC III.03 03/15/94

## 45th MEDICAL GROUP-PATRICK

## POPULATION BY AGE/SEX

| AGE/SEX      | ACTIVE<br>DUTY | DEPS OF<br>ACT DTY | MED ELG<br>NG/RES | DEPS OF<br>NG/RES | RETIRED      | DEPS OF<br>RETIRED | SURVIVR     | TOTAL        |
|--------------|----------------|--------------------|-------------------|-------------------|--------------|--------------------|-------------|--------------|
| 00-04/M      | --             | 688                | --                | 5                 | --           | 79                 | 3           | 775          |
| 05-14/M      | --             | 1295               | --                | 16                | --           | 766                | 20          | 2097         |
| 15-17/M      | --             | 212                | --                | 3                 | --           | 514                | 19          | 748          |
| 18-24/M      | 543            | 173                | 27                | 1                 | 7            | 807                | 29          | 1587         |
| 25-34/M      | 1344           | 63                 | 42                | 2                 | 49           | 22                 | 13          | 1535         |
| 35-44/M      | 1027           | 37                 | 12                | 1                 | 935          | 23                 | 6           | 2041         |
| 45-64/M      | 98             | 8                  | 7                 | 3                 | 5955         | 16                 | 3           | 6090         |
| 65+ /M       | --             | 4                  | --                | 0                 | 5870         | 24                 | 3           | 5901         |
| 00-04/F      | --             | 684                | --                | 8                 | --           | 93                 | 5           | 790          |
| 05-14/F      | --             | 1260               | --                | 14                | --           | 719                | 29          | 2022         |
| 15-17/F      | --             | 225                | --                | 5                 | --           | 462                | 20          | 712          |
| 18-24/F      | 96             | 594                | 7                 | 7                 | 0            | 853                | 34          | 1591         |
| 25-34/F      | 169            | 1234               | 5                 | 17                | 5            | 204                | 23          | 1657         |
| 35-44/F      | 95             | 775                | 3                 | 8                 | 45           | 1275               | 57          | 2258         |
| 45-64/F      | 3              | 122                | 2                 | 6                 | 86           | 5687               | 562         | 6468         |
| + /F         | --             | 11                 | --                | 0                 | 131          | 4181               | 1805        | 6128         |
| <b>TOTAL</b> | <b>3375</b>    | <b>7385</b>        | <b>105</b>        | <b>96</b>         | <b>13083</b> | <b>15725</b>       | <b>2631</b> | <b>42400</b> |

RAPS POPULATION PROJECTION REPORT  
 FY96 BASED UPON FY93 BASELINE

MAY 20, 1994  
 15:42:57

V 71 03/30/94

RETAINED HISTORICAL CATCHMENT AREAS

BRAC III.03 03/15/94

45th MEDICAL GROUP-PATRICK

POPULATION BY AGE/SEX

| AGE/SEX | ACTIVE<br>DUTY | DEPS OF<br>ACT DTY | MED ELG<br>NG/RES | DEPS OF<br>NG/RES | RETIRED | DEPS OF<br>RETIRED | SURVIVR | TOTAL |
|---------|----------------|--------------------|-------------------|-------------------|---------|--------------------|---------|-------|
| 00-04/M | --             | 702                | --                | 5                 | --      | 78                 | 3       | 788   |
| 05-14/M | --             | 1322               | --                | 16                | --      | 760                | 20      | 2118  |
| 15-17/M | --             | 217                | --                | 3                 | --      | 510                | 19      | 749   |
| 18-24/M | 555            | 176                | 27                | 1                 | 7       | 798                | 29      | 1593  |
| 25-34/M | 1375           | 64                 | 42                | 2                 | 48      | 22                 | 13      | 1566  |
| 35-44/M | 1052           | 38                 | 12                | 1                 | 932     | 23                 | 6       | 2064  |
| 45-64/M | 100            | 8                  | 6                 | 3                 | 5855    | 16                 | 3       | 5991  |
| 65+ /M  | --             | 4                  | --                | 0                 | 6121    | 25                 | 3       | 6153  |
| 00-04/F | --             | 696                | --                | 8                 | --      | 92                 | 5       | 801   |
| 05-14/F | --             | 1284               | --                | 14                | --      | 713                | 29      | 2040  |
| 15-17/F | --             | 229                | --                | 5                 | --      | 457                | 20      | 711   |
| 18-24/F | 98             | 604                | 6                 | 7                 | 0       | 844                | 34      | 1593  |
| 25-34/F | 173            | 1259               | 5                 | 17                | 5       | 202                | 23      | 1684  |
| 35-44/F | 98             | 791                | 3                 | 8                 | 45      | 1263               | 57      | 2265  |
| 45-64/F | 3              | 125                | 2                 | 6                 | 85      | 5653               | 552     | 6426  |
| /F      | --             | 11                 | --                | 0                 | 136     | 4335               | 1930    | 6412  |
| TOTAL   | 3454           | 7530               | 103               | 96                | 13234   | 15791              | 2746    | 42954 |



RAPS POPULATION PROJECTION REPORT  
 FY97 BASED UPON FY93 BASELINE

MAY 20, 1994  
 15:42:57

.01 03/30/94

RETAINED HISTORICAL CATCHMENT AREAS

BRAC III.03 03/15/94

## 45th MEDICAL GROUP-PATRICK

## POPULATION BY AGE/SEX

| AGE/SEX | ACTIVE<br>DUTY | DEPS OF<br>ACT DTY | MED ELG<br>NG/RES | DEPS OF<br>NG/RES | RETIRED | DEPS OF<br>RETIRED | SURVIVR | TOTAL |
|---------|----------------|--------------------|-------------------|-------------------|---------|--------------------|---------|-------|
| 00-04/M | --             | 674                | --                | 5                 | --      | 78                 | 3       | 760   |
| 05-14/M | --             | 1270               | --                | 16                | --      | 755                | 20      | 2061  |
| 15-17/M | --             | 207                | --                | 3                 | --      | 505                | 19      | 734   |
| 18-24/M | 536            | 168                | 26                | 1                 | 7       | 792                | 29      | 1559  |
| 25-34/M | 1316           | 62                 | 41                | 2                 | 47      | 21                 | 13      | 1502  |
| 35-44/M | 1008           | 35                 | 12                | 1                 | 928     | 23                 | 6       | 2013  |
| 45-64/M | 97             | 8                  | 6                 | 3                 | 5796    | 16                 | 3       | 5929  |
| 65+ /M  | --             | 4                  | --                | 0                 | 6329    | 25                 | 4       | 6362  |
| 00-04/F | --             | 670                | --                | 8                 | --      | 92                 | 5       | 775   |
| 05-14/F | --             | 1232               | --                | 14                | --      | 708                | 29      | 1983  |
| 15-17/F | --             | 220                | --                | 5                 | --      | 454                | 20      | 699   |
| 18-24/F | 94             | 581                | 6                 | 7                 | 0       | 839                | 34      | 1561  |
| 25-34/F | 166            | 1212               | 5                 | 17                | 5       | 201                | 23      | 1629  |
| 35-44/F | 93             | 761                | 3                 | 8                 | 45      | 1255               | 57      | 2222  |
| 45-64/F | 3              | 119                | 2                 | 6                 | 85      | 5645               | 547     | 6407  |
| + /F    | --             | 11                 | --                | 0                 | 140     | 4462               | 2049    | 6662  |
| TOTAL   | 3313           | 7234               | 101               | 96                | 13382   | 15871              | 2861    | 42858 |

RAPS POPULATION PROJECTION REPORT  
 FY98 BASED UPON FY93 BASELINE  
 RETAINED HISTORICAL CATCHMENT AREAS

MAY 20, 1994

15:42:57

BRAC III.03 03/15/94

## 45th MEDICAL GROUP-PATRICK

## POPULATION BY AGE/SEX

| AGE/SEX      | ACTIVE DUTY | DEPS OF ACT DTY | MED ELG NG/RES | DEPS OF NG/RES | RETIRED      | DEPS OF RETIRED | SURVIVR     | TOTAL        |
|--------------|-------------|-----------------|----------------|----------------|--------------|-----------------|-------------|--------------|
| 00-04/M      | --          | 674             | --             | 5              | --           | 78              | 3           | 760          |
| 05-14/M      | --          | 1270            | --             | 16             | --           | 754             | 20          | 2060         |
| 15-17/M      | --          | 209             | --             | 3              | --           | 504             | 19          | 735          |
| 18-24/M      | 536         | 168             | 26             | 1              | 7            | 791             | 29          | 1558         |
| 25-34/M      | 1318        | 62              | 41             | 2              | 47           | 21              | 13          | 1504         |
| 35-44/M      | 1008        | 36              | 12             | 1              | 929          | 23              | 6           | 2015         |
| 45-64/M      | 97          | 8               | 6              | 3              | 5767         | 16              | 3           | 5900         |
| 65+ /M       | --          | 4               | --             | 0              | 6498         | 26              | 4           | 6532         |
| 00-04/F      | --          | 671             | --             | 8              | --           | 92              | 5           | 776          |
| 05-14/F      | --          | 1233            | --             | 14             | --           | 707             | 29          | 1983         |
| 15-17/F      | --          | 220             | --             | 5              | --           | 454             | 20          | 699          |
| 18-24/F      | 94          | 581             | 6              | 7              | 0            | 836             | 34          | 1558         |
| 25-34/F      | 166         | 1212            | 5              | 17             | 5            | 201             | 23          | 1629         |
| 35-44/F      | 93          | 761             | 3              | 8              | 45           | 1253            | 57          | 2220         |
| 45-64/F      | 3           | 119             | 2              | 6              | 84           | 5650            | 545         | 6409         |
| 65+ /F       | --          | 11              | --             | 0              | 143          | 4568            | 2163        | 6885         |
| <b>TOTAL</b> | <b>3315</b> | <b>7239</b>     | <b>101</b>     | <b>96</b>      | <b>13525</b> | <b>15974</b>    | <b>2973</b> | <b>43223</b> |

RAPS POPULATION PROJECTION REPORT  
 FY99 BASED UPON FY93 BASELINE  
 RETAINED HISTORICAL CATCHMENT AREAS

MAY 20, 1994  
 15:42:57  
 BRAC III.03 03/15/94

## 45th MEDICAL GROUP-PATRICK

## POPULATION BY AGE/SEX

| AGE/SEX | ACTIVE<br>DUTY | DEPS OF<br>ACT DTY | MED ELG<br>NG/RES | DEPS OF<br>NG/RES | RETIRED | DEPS OF<br>RETIRED | SURVIVR | TOTAL |
|---------|----------------|--------------------|-------------------|-------------------|---------|--------------------|---------|-------|
| 00-04/M | --             | 674                | --                | 5                 | --      | 78                 | 3       | 760   |
| 05-14/M | --             | 1270               | --                | 16                | --      | 755                | 20      | 2061  |
| 15-17/M | --             | 209                | --                | 3                 | --      | 504                | 19      | 735   |
| 18-24/M | 536            | 169                | 26                | 1                 | 7       | 790                | 29      | 1558  |
| 25-34/M | 1318           | 62                 | 41                | 2                 | 47      | 21                 | 13      | 1504  |
| 35-44/M | 1008           | 36                 | 12                | 1                 | 938     | 23                 | 6       | 2024  |
| 45-64/M | 97             | 8                  | 6                 | 3                 | 5728    | 16                 | 3       | 5861  |
| 65+ /M  | --             | 4                  | --                | 0                 | 6662    | 26                 | 4       | 6696  |
| 00-04/F | --             | 671                | --                | 8                 | --      | 92                 | 5       | 776   |
| 05-14/F | --             | 1233               | --                | 14                | --      | 708                | 29      | 1984  |
| 15-17/F | --             | 220                | --                | 5                 | --      | 454                | 20      | 699   |
| 18-24/F | 94             | 581                | 6                 | 7                 | 0       | 835                | 34      | 1557  |
| 25-34/F | 166            | 1212               | 5                 | 17                | 5       | 201                | 23      | 1629  |
| 35-44/F | 93             | 762                | 3                 | 8                 | 45      | 1255               | 57      | 2223  |
| 45-64/F | 3              | 119                | 2                 | 6                 | 83      | 5651               | 543     | 6407  |
| /F      | --             | 11                 | --                | 0                 | 148     | 4672               | 2274    | 7105  |
| TOTAL   | 3315           | 7241               | 101               | 96                | 13663   | 16081              | 3082    | 43579 |

## INSTALLATION WORKSHEET

45 Medical Group, Patrick AFB, Florida

**PURPOSE:** To document the answer to question number: **Section 1.A.(1)(d)** - "Projected Changes in Military Population: If you anticipate any other changes in your military population through the year 2001, provide specifics about the changes - What, When, Numbers Impacted."


**SOURCE:** Mr. Andler, 45SW/MO, DSN 854-5005

**METHOD:** Personal Interview.

**CONCLUSIONS:** No known changes at this time.

I certify that the above information is accurate and complete to the best of my knowledge and belief.

Preparer: (Signature)


  
PATRICIA A. READER, 45MG/SGAC, DSN 854-8453

Date:

1 Jun 94

I certify that the above information is accurate and complete to the best of my knowledge and belief.

MAJCOM Reviewer:



Date:

09 JUN 1994BYRON A. GEER, LtCol, USAF, MSC  
Chief, Resource Management & Staffing

## INSTALLATION WORKSHEET

45 Medical Group, Patrick AFB, Florida

**PURPOSE:** To document the answer to question number: **Section 1.A.(2)** - "All Facilities - Total Military and Civilian Population in Area: Provide the U.S. Census population for your 40 mile catchment area."


**SOURCE:** 1990 Census of Population and Housing; Brevard County received from Brevard County Geographic Research Division, COM 407/633-2060

**METHOD:** Used Brevard County instead of actual Catchment area because a majority of the population in the catchment area lives in the county.

**CONCLUSIONS:** Local Total Population: 398,978


I certify that the above information is accurate and complete to the best of my knowledge and belief.

Preparer: (Signature)




PATRICIA A. READER, 45MG/SGAC, DSN 854-8453

Date:



I certify that the above information is accurate and complete to the best of my knowledge and belief.

MAJCOM Reviewer:

BYRON A. GEER, LtCol, USAF, MSC  
Chief, Resource Management & Staffing

Date:

09 JUN 1994

390 Census of Population and Housing  
 0 Florida  
 0 Brevard County

Page 1

## URBAN AND RURAL RESIDENCE

|                                  |         |
|----------------------------------|---------|
| Total population.....            | 398,978 |
| Urban population.....            | 366,463 |
| Percent of total population..... | 91.9    |
| Rural population.....            | 32,515  |
| Percent of total population..... | 8.1     |
| Farm population.....             | 226     |

## SCHOOL ENROLLMENT

|  |        |
|--|--------|
| Persons 3 years and over enrolled in school..... | 90,909 |
| Preprimary school.....                           | 7,291  |
| Elementary or high school.....                   | 55,740 |
| Percent in private school.....                   | 8.3    |
| College.....                                     | 27,878 |

## EDUCATIONAL ATTAINMENT

|   |         |
|---|---------|
| Persons 25 years and over.....              | 277,346 |
| Less than 9th grade.....                    | 14,336  |
| 9th to 12th grade, no diploma.....          | 34,651  |
| High school graduate.....                   | 84,039  |
| Some college, no degree.....                | 64,584  |
| Associates degree.....                      | 23,162  |
| Bachelor's degree.....                      | 38,795  |
| Master's or professional degree.....        | 17,779  |
| Percent high school graduate or higher..... | 82.3    |
| Percent bachelor's degree or higher.....    | 20.4    |

## RESIDENCE IN 1985

|                                      |         |
|--------------------------------------|---------|
| Persons 5 years and over.....        | 372,845 |
| Lived in same house.....             | 156,949 |
| Lived in different house in U.S..... | 206,762 |
| Same State.....                      | 124,439 |
| Same county.....                     | 97,811  |
| Different county.....                | 26,628  |
| Different State.....                 | 82,323  |
| Lived abroad.....                    | 9,134   |

## DISABILITY OF CIVILIAN NONINSTITUTIONALIZED PERSONS

|  |         |
|--|---------|
| Persons 16 to 64 years.....                  | 248,457 |
| With a mobility or self-care limitation..... | 8,908   |
| With a mobility limitation.....              | 4,870   |
| With a self-care limitation.....             | 5,976   |
| With a work disability.....                  | 21,900  |
| In labor force.....                          | 9,471   |
| Prevented from working.....                  | 10,220  |
| Persons 65 years and over.....               | 64,802  |
| With a mobility or self-care limitation..... | 9,949   |
| With a mobility limitation.....              | 7,652   |
| With a self-care limitation.....             | 6,003   |

## INSTALLATION WORKSHEET

45 Medical Group, Patrick AFB, Florida

**PURPOSE:** To document the answer to question number: **Section 1.B.(1)(a)** - "Civilian Catchment Information; Catchment Area Community Hospitals; Please list in the table below all the community hospitals in your local 40 mile catchment area."

**SOURCE:** Economic Analysis, Interim Working Session (11 March 94); prepared by Vector Research, Incorporated and Sherlock, Smith, & Adams, Inc. (Their primary source: AHA Guide to the Health Care Field, 1993 and 1992) and by personally calling each hospital to confirm JCAHO accreditation and number of beds. (Mrs Dowd, 45MG/SGAC, DSN 854-8453)

**METHOD:** Research and telephone calls.

**CONCLUSIONS:** Summary Table attached.

I certify that the above information is accurate and complete to the best of my knowledge and belief.

Preparer: (Signature)




PATRICIA A. READER, 45MG/SGAC, DSN 854-8453

Date:

2 June 94

I certify that the above information is accurate and complete to the best of my knowledge and belief.

MAJCOM Reviewer:

BYRON A. GEER, LtCol, USAF, MSC  
Chief, Resource Management & Staffing

Date:

30 JUN 1994

# INSTALLATION WORKSHEET

45 Medical Group, Patrick AFB, Florida


**PURPOSE:** To document the answer to question number: **Section 1.B.(1)(b)** - "Discuss the availability of public transportation, or other issues, such as geographical barriers, or weather conditions."

**SOURCE:** Lt Col Shepard, 45MG/SGA, DSN 854-8102

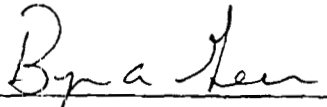
**METHOD:** Personal interview.

**CONCLUSIONS:** All are satisfactory. Most severe problem is hurricane activity which thankfully is predictable.

I certify that the above information is accurate and complete to the best of my knowledge and belief.

Preparer: (Signature)  Date: 1 Jun 94  
PATRICIA A. READER, 45MG/SGAC, DSN 854-8453

I certify that the above information is accurate and complete to the best of my knowledge and belief.

MAJCOM Reviewer:  Date: 25 JUN 1994

BYRON A. GEER, LtCol, USAF, MSC  
Chief, Resource Management & Staffing



**CATCHMENT AREA COMMUNITY HOSPITALS**  
45Medical Group, Patrick, AFB, Florida

QUESTION: Section I.B.(1)(a)

| HOSPITAL NAME                     | CITY, COUNTY, STATE          | OWNERSHIP | DRIVING DISTANCE FROM MTF | DRIVING TIME FROM MTF | BEDS | OCCUPANCY RATE | JCAHO ACCRDTD (YES/NO) | RELATIONSHIPS  | UNIQUE FEATURES |
|-----------------------------------|------------------------------|-----------|---------------------------|-----------------------|------|----------------|------------------------|----------------|-----------------|
| Cape Canaveral Hosp               | Cocoa Beach, Brevard, FL     | Private   | 10 miles                  | 20 minutes            | 128  | 68.0%          | Yes                    | CHAMPUS Select |                 |
| Wuestoff Hopsital                 | Rockledge, Brevard, FL       | Private   | 15 miles                  | 20 minutes            | 303  | 64.4           | Yes                    | CHAMPUS Select |                 |
| Circles of Care                   | Melbourne Brevard, FL        | Private   | 11 miles                  | 20 minutes            | 72   | 69.4           | Yes                    | CHAMPUS Select | Psych Rehab     |
| Holmes Reg Med Ctr                | Melbourne, Brevard, FL       | Private   | 15 miles                  | 25 minutes            | 488  | 75.2           | Yes                    | CHAMPUS Select | Area Truama Ctr |
| Sea Pines Rehab Hosp              | Melbourne, Brevard, FL       | Private   | 11 miles                  | 20 minutes            | 80   | 97.4           | Yes                    | CHAMPUS Select | Rehab           |
| Devereux Hosp & Children's Center | Melbourne, Brevard, FL       | Private   | 12 miles                  | 20 minutes            | 100  | 88.0           | Yes                    |                | child psych     |
| CPC Palm Bay Hosp                 | Palm Bay, Brevard, FL        | Private   | 20 miles                  | 30 minutes            | 60   | n/a            | Yes                    | CHAMPUS Select | Psych Treat     |
| Sebastian Hosptial                | Sebastian Brevard, FL        | Private   | 30 miles                  | 45 minutes            | 133  | 38.3           | Yes                    |                |                 |
| St. Cloud Hospital                | St. Cloud, Osceola, FL       | Private   | 42 miles                  | 60+ minutes           | 84   | 57.1           | Yes                    |                |                 |
| Indian River Mem Hospital         | Vero Beach, Indian River, FL | Private   | 44 miles                  | 60+ minutes           | 347  | 61.7           | Yes                    |                |                 |
| Treasure Coast Rehab Hospital     | Vero Beach, Indian River, FL | Private   | 44 miles                  | 60+ minutes           | 70   | 98.3           | Yes                    |                | Rehab           |
| Parrish Med Center                | Titusville, Brevard, FL      | Public    | 31 miles                  | 45 minutes            | 210  | 59.5           | Yes                    | CHAMPUS Select |                 |

Source: Information taken from the Economic Analysis Interim Working Seesion from 11 Mar 94 and by calling each hospital to confirm JCAHO accreditation and number of beds.

06/06/94

16:16

2107 494 8458

MANAGED CARE

020

# INSTALLATION WORKSHEET

45 Medical Group, Patrick AFB, Florida

**PURPOSE:** To document the answer to question number: **Section 1.B.(2)(a)** - "Complete the following table for civilian providers that are currently practicing within your 40 mile catchment area.

**SOURCE:** Brevard County Medical Society Directory, 1993-1994.\* (407) 632-8481  
Maj Parvin, 45MG/SGHF, DSN 854-8314

**METHOD:** Research.

|                     |                                       |                      |
|---------------------|---------------------------------------|----------------------|
| <b>CONCLUSIONS:</b> | <b>PROVIDER TYPE:</b>                 | <b>1993-1994*</b>    |
|                     | Primary Care                          |                      |
|                     | General and Family Practitioners      | 67                   |
|                     | Internal Medicine                     | 31                   |
|                     | Pediatrics (Includes Ped Specialties) | 19                   |
|                     | Obstetrics and Gynecology             | 31                   |
|                     | Physician Extenders                   | 80 (From Maj Parvin) |
|                     | Specialty Care                        | 297                  |

\* According to the Society, they have approximately 80% of all providers in the county listed.

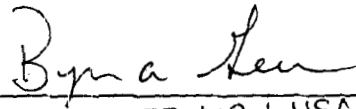
**NOTE:** The only source for this information was Brevard County Medical Society. No local or county agency I contacted had this type of information. (BCMS referred me to the Health Department who referred me to the Department of Professional Registration in Orlando. They gave me the Board of Medicine's number in Tallahassee. They did not return my phone call. I tried numerous County agencies with no success.) However, the area has ample providers to absorb our workload. Also, I used Brevard County information instead of the catchment area because it is representative of the area and it was the most available data.

I certify that the above information is accurate and complete to the best of my knowledge and belief.

Preparer: (Signature)   
PATRICIA A. READER, 45MG/SGAC, DSN 854-8453

Date: 3 June 94

I certify that the above information is accurate and complete to the best of my knowledge and belief.

MAJCOM Reviewer:   
BYRON A. GEER, LtCol, USAF, MSC  
Chief, Resource Management & Staffing

Date: 09 JUN 1994

# INSTALLATION WORKSHEET

45 Medical Group, Patrick AFB, Florida

**PURPOSE:** To document the answer to question number: **Section 1.B.(2)(b) - "Discuss the availability/accessibility of civilian providers, especially for key services required of the MTF population (e.g. ob/gyn)."**

**SOURCE:** SSgt Parker, 45MG/SGAC, DSN 854-8454  
Capt Reader, 45MG/SGAC. DSN 854-8453

**METHOD:** Personal interview.

**CONCLUSIONS:** The availability and accessibility of civilian providers is extremely good. All major specialties are well represented, especially with a regional medical center nearby.

I certify that the above information is accurate and complete to the best of my knowledge and belief.

Preparer: (Signature) *Patricia A. Reader* Date: 1 Jun 94  
PATRICIA A. READER, 45MG/SGAC, DSN 854-8453

I certify that the above information is accurate and complete to the best of my knowledge and belief.

MAJCOM Reviewer: *Byron A. Geer* Date: 10 JUN 1994  
BYRON A. GEER, LtCol, USAF, MSC  
Chief, Resource Management & Staffing

# INSTALLATION WORKSHEET

45 Medical Group, Patrick AFB, Florida

**PURPOSE:** To document the answer to question number: **Section 1.B.(2)(c)** - "Are there any specialties in your area that do not accept CHAMPUS assignment (list by specialty)? If so, do these providers balance-bill CHAMPUS patients?"

**SOURCE:** SSgt Parker, 45MG/SGAC, DSN 854-8454

**METHOD:** Personal Interview.

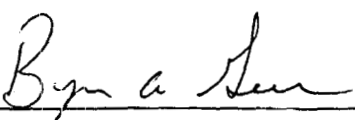
**CONCLUSIONS:** None.

I certify that the above information is accurate and complete to the best of my knowledge and belief.

Preparer: (Signature)   
PATRICIA A. READER, 45MG/SGAC, DSN 854-8453

Date: 3 June 94

I certify that the above information is accurate and complete to the best of my knowledge and belief.

MAJCOM Reviewer:   
BYRON A. GEER, LtCol, USAF, MSC  
Chief, Resource Management & Staffing

Date: 09 JUN 1994

## INSTALLATION WORKSHEET

45 Medical Group, Patrick AFB, Florida

**PURPOSE:** To document the answer to question number: **Section 2.** - "Complete the attached Base Medical Facilities Listing and Overall Assessment of Base Medical Facilities forms." **Section 2.A.** - Medical Facilities Listing

**SOURCE:** Real property records extracted May 1993 from WIMS data  
Researched & compiled by Mr. Brosseau, 45MG/SGAG, DSN 854-8266

**METHOD:** Research.

**CONCLUSIONS:** See attached listing.

I certify that the above information is accurate and complete to the best of my knowledge and belief.

Preparer: (Signature) \_\_\_\_\_

PATRICIA A. READER, 45MG/SGAC, DSN 854-8453

Date: \_\_\_\_\_

1 Jun 94

I certify that the above information is accurate and complete to the best of my knowledge and belief.

MAJCOM Reviewer: \_\_\_\_\_

BYRON A. GEER, LtCol, USAF, MSC  
Chief, Resource Management & Staffing

Date: \_\_\_\_\_

9 Jun 94

## Base Medical Facilities Listing

Prepared by: 45MG/SGAG - Mr. Brosseau Phone #: DSN 854-8266 Date: 27 May 94

MAJCOM: AFSPC Base: Patrick AFB, FL

Organization: 45th Medical Group

| Bldg. No. | Category Code | Category Description    | Gross Sq. Ft. (as of 30Sep94) | Year Constr. | Condition Code & Date of Report* |
|-----------|---------------|-------------------------|-------------------------------|--------------|----------------------------------|
| 1380      | 510001        | Composite Med.          | 74071                         | 1966         | 2-940046                         |
| 408       | 540243        | Dental Clinic**         | 6880                          | 1955         | 2-930099                         |
| 1371      | 540243        | Dental Clinic           | 12510                         | 1992         | 1-920000                         |
| 996       | 510713        | Material Services       | 12752                         | 1954         | 1-940067                         |
| 997       | 442515        | Medical Storage (WRM)   | 720                           | 1954         | 3-910000                         |
| 1375      | 510147        | Pharmacy                | 2400                          | 1988         | 1-930000                         |
| 1373      | 510125        | Medical Command & Admin | 3960                          | 1992         | 1-940066                         |
| 1366      | 510125        | Medical Command & Admin | 3105                          | 1993         | 1-940017                         |
| 1386      | 442257        | Hazard Storage BSE      | 402                           | 1977         | 1-910000                         |
| 1382      | 131111        | Comm Facility           | 45                            | 1985         | 1-910000                         |
| 935       | 442628        | Shed Sup & Equip BSE    | 100                           | 1955         | 1-910000                         |
| 1387      | 442258        | Stor Liq Oxygen         | 64                            | 1976         | 1-910000                         |
| 1388      | pending       | Vehicle Garage          | 720                           | 1993         | 1-pending                        |
| 1376      | 811149        | Elec Pwr Stn Bldg       | 804                           | 1985         | 1-930069                         |

Source: Real Property records extracted May 1994 from WIMS data

\* Date of report is date last modified (Voucher)

\*\* No longer dental, but still shows on CE records this way.

# INSTALLATION WORKSHEET

45 Medical Group, Patrick AFB, Florida

**PURPOSE:** To document the answer to question number: **Section 2.** - "Complete the attached Base Medical Facilities Listing and Overall Assessment of Base Medical Facilities forms." **Section 2.B.** - Overall Assessment of Base Medical Facilities

**SOURCE:** Researched & compiled by Mr. Brosseau, 45MG/SGAG, DSN 854-8266

**METHOD:** In the spirit of the definitions provided for evaluation: Subjective evaluation based on validated projects, work trends, and personal observation/evaluation.

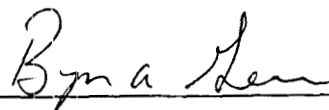
**CONCLUSIONS:** See attached table. We can sustain the mission as is, but can improve capabilities and services with our O&M/capital improvement plan.

I certify that the above information is accurate and complete to the best of my knowledge and belief.

Preparer: (Signature)   
PATRICIA A. READER, 45MG/SGAC, DSN 854-8453

Date: 1 Jun 94

I certify that the above information is accurate and complete to the best of my knowledge and belief.

MAJCOM Reviewer:   
BYRON A. GEER, LtCol, USAF, MSC  
Chief, Resource Management & Staffing

Date: 09 JUN 1994

## Overall Assessment of Base Medical Facilities

Prepared by: 45MG/SGAG - Mr. Brosseau Phone #: DSN 854-8266 Date: 27 May 94

MAJCOM: AFSPC Base: Patrick AFB, FL

Organization: 45th Medical Group

Total Gross Square Foot of Base Medical Facilities: 118,533 SF

JCAHO Life Safety Management Score: N/A Date of JCAHO Survey: N/A

### Overall Facility Condition Assessment

| Function/System             | % Adequate | % Substandard | % Inadequate |
|-----------------------------|------------|---------------|--------------|
| 1) Parking                  | 60✓        | 40✓           | 0✓           |
| 2) Administration           | 25✓        | 75✓           | 0✓           |
| 3) Central Sterile Services | 80✓        | 20✓           | 0✓           |
| 4) Dental                   | 100✓       | 0✓            | 0✓           |
| 5) Emergency                | 40✓        | 60✓           | 0✓           |
| 6) Food Services            | 45✓        | 55✓           | 0✓           |
| 7) Laboratories             | 50✓        | 50✓           | 0✓           |
| 8) Logistics                | 35✓        | 65✓           | 0✓           |
| 9) Inpatient Nursing Unit   | 30✓        | 70✓           | 0✓           |
| 10) Labor/Delivery/Nursery  | n/a✓       | n/a✓          | n/a✓         |
| 11) Outpatient Clinic       | 35✓        | 65✓           | 0✓           |
| 12) Pharmacy                | 60✓        | 40✓           | 0✓           |
| 13) Radiology               | 25✓        | 75✓           | 0✓           |
| 14) Surgical Suite          | 70✓        | 30✓           | 0✓           |
| 15) Building Systems        |            |               |              |
| a) Structural/Seismic:      | 90✓        | 10✓           | 0✓           |
| b) HVAC:                    | 15✓        | 85✓           | 0✓           |
| c) Plumbing:                | 25✓        | 75✓           | 0✓           |
| d) Electrical Service:      | 80✓        | 20✓           | 0✓           |
| e) Electrical Distribution: | *✓         | *✓            | *✓           |
| f) Emergency Power:         | 100✓       | 0✓            | 0✓           |

Source: In the spirit of the definitions provided for evaluation: Subjective evaluation based on validated projects, work trends, and personal observation/evaluation.

\* FCAD spreadsheet shows this element as 100% adequate. This was a judgement decision made by the AFSPC, based on the experience & the other related data above. He stated this element has a margin error & would change the FCAD raw data of 21.6 only slightly & thus would not change the raw score of 9. He also stated that there are repair projects planned for the



## INSTALLATION WORKSHEET

45 Medical Group, Patrick AFB, Florida

**PURPOSE:** To document the answer to question number: **Section 3.A.** - "Provide the distance, in driving miles, that your facility is located from any military or civilian airfield that can accommodate a C-9 aircraft."


**SOURCE:** Capt Reader, 45MG/SGAC, DSN 854-8453

**METHOD:** Personally drive the route from the Emergency Room to the passenger terminal.

**CONCLUSIONS:** Distance: 2.1 miles (military airfield)

I certify that the above information is accurate and complete to the best of my knowledge and belief.

Preparer: (Signature)

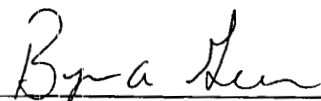
  
PATRICIA A. READER, 45MG/SGAC, DSN 854-8453

Date:

1 Jun 94

I certify that the above information is accurate and complete to the best of my knowledge and belief.

MAJCOM Reviewer:

  
BYRON A. GEER, LtCol, USAF, MSN  
Chief, Resource Management & Staffing  
Office of the Command Surgeon

Date:

09 JUN 1994

# INSTALLATION WORKSHEET

45 Medical Group, Patrick AFB, Florida

**PURPOSE:** To document the answer to question number: **Section 3.B.** - "Designed Operational Capability (DOC) Statement Taskings: What are your facility's DOC Statement taskings (as of 30 Sep 94)?"

**SOURCE:** Capt Chapdelaine, 45MG/SGAX, DSN 854-8232

**METHOD:** Personal interview.

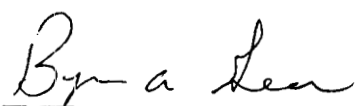
**CONCLUSIONS:** 80 personnel are marked for notional deployment for support of a 2E medical unit.

I certify that the above information is accurate and complete to the best of my knowledge and belief.

Preparer: (Signature)   
PATRICIA A. READER, 45MG/SGAC, DSN 854-8453

Date: 1 Jun 94

I certify that the above information is accurate and complete to the best of my knowledge and belief.

MAJCOM Reviewer:   
BYRON A. GEER, LtCol, USAF, IMSC  
Chief, Resource Management & Staffing

Date: 10 9 JUN 1994

# INSTALLATION WORKSHEET

45 Medical Group, Patrick AFB, Florida

**PURPOSE:** To document the answer to question number: **Section 3.C.** - "Operating Beds: Indicate the number of Operating Beds for your facility."

**SOURCE:** Jan 94 Listing of Fixed Medical Treatment Facilities from HQ USAF/SGHM

**METHOD:** Research.

**CONCLUSIONS:** Operating Beds: 15

I certify that the above information is accurate and complete to the best of my knowledge and belief.

Preparer: (Signature)   
PATRICIA A. READER, 45MG/SGAC, DSN 854-8453

Date: 1 Jan 94

I certify that the above information is accurate and complete to the best of my knowledge and belief.

MAJCOM Reviewer: 

BYRON A. GEER, LtCol, USAF, MSC  
Chief, Resource Management & Staffing

Date: 09 JUN 1994

JANUARY 1994

032  
002

MANAGED CARE

HQ AFSPACECOM/SG

06/06/94 16:25 407 494 8458  
06/01/94 07:07 719 554 9661

USAF FIXED MEDICAL TREATMENT FACILITIES

FACILITIES IN CONTINENTAL UNITED STATES  
(DOD REGIONS 1-11)

| Base/Location        | ST/<br>CO | ZIP/APD    | Rgn Medical Unit Designation | MAJ<br>CMD | Op/T<br>Beds | +/- | MTF<br>Code |
|----------------------|-----------|------------|------------------------------|------------|--------------|-----|-------------|
| Offutt AFB           | NE        | 68113-5300 | 8 55th Medical Group         | ACC        | 50           |     | 3151        |
| Packer AFB           | FL        | 32925-5300 | 3 45th Medical Group         | SPACE      | 15           |     | 1256        |
| Peterson AFB         | CO        | 80914-5300 | 8 21st Medical Group         | SPACE      |              |     | 0860        |
| Plattsburgh AFB      | NY        | 12903-5300 | 1 380th Medical Group        | AMC        | 7            | 2   | 3663        |
| Pope AFB             | NC        | 28308-5300 | 2 23rd Medical Squadron      | ACC        |              |     | 3752        |
| Randolph AFB         | TX        | 78150-5300 | 6 12th Medical Group         | AETC       | 4            |     | 4868        |
| Reese AFB            | TX        | 79489-5300 | 6 64th Medical Group         | AETC       |              |     | 4869        |
| Robins AFB           | GA        | 31098-5300 | 3 653rd Medical Group        | AFMC       | 15           |     | 1356        |
| Scott AFB            | IL        | 62225-5300 | 5 375th Medical Group        | AMC        | 95           | -25 | 1756        |
| Seymour Johnson AFB  | NC        | 27531-5300 | 2 4th Medical Group          | ACC        | 15           |     | 3753        |
| Shaw AFB             | SC        | 29152-5300 | 3 20th Medical Group         | ACC        | 25           | -5  | 4552        |
| Sheppard AFB         | TX        | 76311-5300 | 6 82nd Medical Group         | AETC       | 80           | -10 | 4871        |
| Tinker AFB           | OK        | 73145-5300 | 6 654th Medical Group        | AFMC       | 25           | 10  | 4052        |
| Travis AFB           | CA        | 94535-1800 | 10 60th Medical Group        | AMC        | 195          | -30 | 0664        |
| Tyndall AFB          | FL        | 32403-5300 | 4 325th Medical Group        | AETC       | 25           |     | 1258        |
| USAF Academy         | CO        | 80840-5300 | 8 54th Medical Group         | USAPA      | 55           |     | 0857        |
| Vance AFB            | OK        | 73705-5300 | 6 71st Medical Squadron      | AETC       | 20           |     | 4053        |
| Vandenberg AFB       | CA        | 93437-5300 | 9 30th Medical Group         | SPACE      |              |     | 0670        |
| Whiteman AFB         | NO        | 65305-5300 | 8 509th Medical Group        | ACC        | 15           |     | 2954        |
| Wright-Patterson AFB | OH        | 45433-5300 | 5 645th Medical Group        | AFMC       | 160          | -45 | 3954        |

INDICATES BASE CLOSURE/REALIGNMENT

033

003

JANUARY 1994

## USAF FIXED MEDICAL TREATMENT FACILITIES

| Date/Location            | ST/<br>CO | ZIP/APO    | Rgn | Medical Unit Designation        | HAJ<br>CMD | Op/T<br>Beds | +/-  | HTF<br>Code |
|--------------------------|-----------|------------|-----|---------------------------------|------------|--------------|------|-------------|
| LISTING BY MAJOR COMMAND |           |            |     |                                 |            |              |      |             |
| Andrews AFB              | MD        | 20331-5300 | 1   | 89th Medical Group              | AMC        | 185          | -25  | 2451        |
| Andrews AFB              | MD        | 20331-5300 | 1   | 10th Aeromedical Staging Flight | AMC        | T/75         |      |             |
| Charleston AFB           | SC        | 29404-5300 | 3   | 437th Medical Squadron          | AMC        |              |      | 4553        |
| Dover AFB                | DE        | 19902-5300 | 1   | 436th Medical Group             | AMC        | 20           |      | 1051        |
| Grand Forks AFB          | ND        | 58205-5300 | 8   | 319th Medical Group             | AMC        | 15           |      | 3851        |
| Grissom AFB *94          | IN        | 46971-5300 | 5   | 305th Medical Squadron          | AMC        |              |      | 1854        |
| Naimstrom AFB            | MT        | 59402-5300 | 8   | 43rd Medical Group              | AMC        |              |      | 3051        |
| March AFB                | CA        | 92518-5300 | 10  | 722nd Medical Group             | AMC        | 60           | -15  | 0659        |
| McChord AFB              | WA        | 98438-5300 | 11  | 62nd Medical Squadron           | AMC        |              |      | 5354        |
| McGuire AFB/Pt Dix       | NJ        | 08640-5300 | 1   | 438th Medical Group             | AMC        | 20           | -25  | 3453        |
| Plattsburgh AFB          | NY        | 12903-5300 | 1   | 380th Medical Group             | AMC        | 7            | 2    | 3663        |
| Scott AFB                | IL        | 62225-5300 | 5   | 375th Medical Group             | AMC        | 95           | -25  | 1756        |
| Scott AFB                | IL        | 62225-5300 | 5   | 1st Aeromedical Staging Flight  | AMC        | T/100        |      |             |
| Travis AFB               | CA        | 94535-1000 | 10  | 60th Medical Group              | AMC        | 195          | -30  | 0664        |
| Travis AFB               | CA        | 94535-5300 | 10  | 2nd Aeromedical Staging Flight  | AMC        | T/55         |      |             |
| AMC TOTAL                |           |            |     |                                 |            | 597          | -118 |             |
| F.E. Warren AFB          | WY        | 82005-5300 | 8   | 90th Medical Group              | SPACE      | 15           |      | 5652        |
| Patrick AFB              | FL        | 32925-5300 | 3   | 45th Medical Group              | SPACE      | 15           |      | 1256        |
| Peterson AFB             | CO        | 80914-5300 | 8   | 21st Medical Group              | SPACE      |              |      | 0860        |
| Vandenberg AFB           | CA        | 93437-5300 | 9   | 30th Medical Group              | SPACE      | 20           |      | 0670        |
| SPACE TOTAL              |           |            |     |                                 |            | 50           |      |             |
| USAF Academy             | CO        | 80840-5300 | 8   | 54th Medical Group              | USAF       | 55           |      | 0857        |
| Andersen AFB             | GU        | 96334-5300 |     | 633rd Medical Group             | PACAF      |              |      | GQ51        |
| Eielson AFB              | AK        | 99702-5300 |     | 354rd Medical Squadron          | PACAF      |              |      | 0251        |
| Elmendorf AFB            | AK        | 99506-5300 |     | 1rd Medical Group               | PACAF      | 75           |      | 0252        |
| Elmendorf AFB            | AK        | 99506-5300 |     | 19th Aeromedical Staging Flight | PACAF      | T/15         |      |             |
| Hickam AFB               | HI        | 96853-5300 | 12  | 15th Medical Group              | PACAF      |              |      | 1551        |

\* IF TES BASE CLOSURE/REALIGNMENT

MANAGED CARE

HQ AFSPACECOM/SG

407 494 8458

719 554 8661

06/06/94 16:26

08/01/94 07:07

# INSTALLATION WORKSHEET

45 Medical Group, Patrick AFB, Florida


**PURPOSE:** To document the answer to question number: **Section 3.D.** - "Bed Expansion Capacity: Announce the total number of beds (as of 30 Sep 94) that can be used in nursing units or rooms designed for patient beds.

**SOURCE:** Capt Chapdelaine, 45MG/SGAX, DSN 854-8232


**METHOD:** Personal interview

**CONCLUSIONS:** Expanded Beds: 0

I certify that the above information is accurate and complete to the best of my knowledge and belief.

Preparer: (Signature)  Date: 1 Jun 94  
PATRICIA A. READER, 45MG/SGAC, DSN 854-8453

I certify that the above information is accurate and complete to the best of my knowledge and belief.

MAJCOM Reviewer:  Date: 09 JUN 1994

BYRON A. GEER, LtCol, USAF, MSC  
Chief, Resource Management & Staffing

# INSTALLATION WORKSHEET

45 Medical Group, Patrick AFB, Florida

**PURPOSE:** To document the answer to question number: **Section 5.A.** - "Assuming current DOD population levels, what impact would the reduction or closure of MTF inpatient capability have on your catchment area? Can the local community provide the necessary inpatient services?"

**SOURCE:** Lt Col Shepard, 45MG/SGA, DSN 854-8102

**METHOD:** Personal interview.

**CONCLUSIONS:** **Impact:** With current, improper mix of staffing specialties little or no difficulty in closing inpatient services. If we could be properly staffed (i.e. OB/Gyn, respiratory therapy, etc) we could provide services for many while providing enormous savings of O&M and CHAMPUS budgets.

**Services available locally:** YES.

I certify that the above information is accurate and complete to the best of my knowledge and belief.

Preparer: (Signature)




PATRICIA A. READER, 45MG/SGAC, DSN 854-8453

Date:

1 Jan 94

I certify that the above information is accurate and complete to the best of my knowledge and belief.

MAJCOM Reviewer:



BYRON A. GEER, LtCol, USAF, MSC  
Chief, Resource Management & Staffing

Date:

# INSTALLATION WORKSHEET

45 Medical Group, Patrick AFB, Florida

**PURPOSE:** To document the answer to question number: **Section 5.B.** - "Assuming no remaining active duty Air Force and their families, what impact would the closure of the entire MTF have on your catchment area? Can the local community provide the necessary services?"

**SOURCE:** Lt Col Shepard, 45MG/SGA, DSN 854-8102

**METHOD:** Personal interview

**CONCLUSIONS:** **Impact:** Loss of services could result in sever financial hardships for some groups of beneficiaries. Many would not be able to afford medical care.

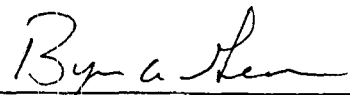
**Services available locally:** YES.

I certify that the above information is accurate and complete to the best of my knowledge and belief.

Preparer: (Signature)   
PATRICIA A. READER, 45MG/SGAC, DSN 854-8453

Date: 1 Jun 94

I certify that the above information is accurate and complete to the best of my knowledge and belief.

MAJCOM Reviewer: 

BYRON A. GEER, LtCol, USAF, MSC  
Chief, Resource Management & Staffing

Date: 09 JUN 1994



# Document Separator

FAX Cover Sheet



FROM: CMSgt DuMez  
HQ USAF/SGMM  
(202) 767-5550 or DSN 297-5550  
FAX 297-6208

DATE: 30 Nov 94

TIME:

TO: Cheri Givan  
C/O CNA

fax 703 756 2174

voice 703 681-0499

SUBJECT:

Reese civilians hosp & beds info

# of Pages 5

JOINT CROSS SERVICE QUESTIONNAIRE  
MEDICAL INSTALLATION WORKSHEET  
REBSE AFB, TX

ITEM NO. :

44 MEDICAL GROUP/SOUTH, 250 SOUTH STREET, REBSE AFB TX 79109-3600

✓ ①

METHODIST HOSPITAL

1 NOVEMBER 1994

CITY: LUBBUCK COUNTY: LUBBUCK STATE: TEXAS

OWNERSHIP: NORTHWEST TEXAS CONFERENCE, LUBBUCK METHODIST HOSPITAL SYSTEM

DISTANCE FROM REBSE: 15 MILES

DRIVE TIME: 20 - 25 MINUTES

NUMBER OF BEDS: 868

= 217

OCCUPANCY RATE: 75% 75%

JCAHO ACCREDITATION: YES

PROGRAM: HEALTH CARE FINDER CONTRACT

SPECIALITY AREA: METHODIST CHILDREN HOSPITAL, ASCO CARE, REGIONAL SERVICES/RURAL HEALTH NETWORK, METHODIST HOSPITAL SCHOOL OF NURSING, KNIFLING EDUCATION/CONFERENCE CENTER, ADULT EMERGENCY CENTER, CARDIAC SERVICES, CENTER FOR ORGAN TRANSPLANTATION, CHILDREN EMERGENCY CENTER, CRITICAL CARE SERVICES, HODGES CANCER CENTER, HODGES BREAST & EDUCATION CENTER, METHODIST DIAGNOSTIC IMAGING, LIFESTYLE CENTER, REHABILITATION INSTITUTE, SURGICAL SERVICES, SHORTSTAY SURGERY PROGRAM, WOMEN'S CENTER

POC: CHRIS SHAVER PHONE: 806-793-4170

✓ ②

LANE HEALTH CARE CENTER

CITY: LITTLEFIELD COUNTY: LANE STATE: TEXAS

OWNERSHIP: LANE COUNTY TAX SUPPORTED, MEMBER AMERICAN HOSPITAL ASSOCIATION

DISTANCE FROM REBSE: 95 MILES

DRIVE TIME: 40 - 45 MINUTES

NUMBER OF BEDS: 75

= 67

OCCUPANCY RATE: 11%

6 hosp  
575 beds

NUMBER OF BEDS: 75

= 67

575 beds

OCCUPANCY RATE: 11%

JOAHU ACCREDITATION: YES

PROGRAM: NONE

SPECIALTY AREA: ACUTE CARE HOSPITAL, 24 HOUR PHYSICIAN-STAFFED  
EMERGENCY ROOM, ON SERVICES, SWING BED CERTIFIED

POC: RANDALL YOUNG PHONE: 806-385-6411

3 LYNN COUNTY HOSPITAL  
CITY: TANOCA COUNTY: LYNN STATE: TEXAS

OWNERSHIP: COUNTY HOSPITAL

DISTANCE TO REESE: 40 MILES

DRIVE TIME: 45 MINUTES

NUMBER OF BEDS: 24

=21

OCCUPANCY RATE: 12%

JCAHO ACCREDITATION: NO

PROGRAM: NONE

SPECIALITY AREA: LEVEL 4 TRAUMA CENTER. ALL HIGH RISK PATIENTS ARE TRANSFERRED

POC: DONNA PHONE: 988-4638

30 BROWNFIELD REGIONAL MEDICAL CENTER

CITY: BROWNFIELD COUNTY: TERRY STATE: TEXAS

OWNERSHIP: TERRY COUNTY

DISTANCE FROM REESE: 40 MILES

DRIVE TIME: 45 MINUTES

NUMBER OF BEDS: 97 97

=87

OCCUPANCY RATE: ADULT & CHILDREN 10.02%, NEWBORN 6.15%

JCAHO ACCREDITATION: YES

PROGRAM: NONE

SPECIALITY AREA: SPECIAL CARE UNIT, LABOR AND DELIVERY, LEVEL 4 TRAUMA UNIT

POC: JEANNIE BENNETT. RN. DIRECTOR OF RESOURCES PHONE: 806-637-3551

⑤

HI-PLAINS HOSPITAL

CITY: HALE CENTER COUNTY: HALE STATE: TEXAS

OWNERSHIP: 501C3 - NOT FOR PROFIT

DISTANCE FROM REEVE: 42 MILES

DRIVE TIME: 45 MINUTES

NUMBER OF BEDS: 40 ACUTE, 44 LTC

OCCUPANCY RATE: 16.5%

JCAHO ACCREDITATION: YES

PROGRAM: NONE

SPECIALITY AREA: MEDICAL SURGICAL, OB, PRIMARY CARE

POC: MICHAEL KELLEN PHONE: 806-839-2471

limit  
count  
too far

4/5

UNIVERSITY MEDICAL CENTER

CITY: LUBBOCK COUNTY: LUBBOCK STATE: TEXAS

OWNERSHIP: LUBBOCK COUNTY HOSPITAL DISTRICT

DISTANCE FROM REEVE: 13 MILES

DRIVE TIME: 30 MINUTES

NUMBER OF BEDS: 365 365

OCCUPANCY RATE: 76.2%

JCAHO ACCREDITATION: YES

PROGRAM: HEALTH CARE FINDER CONTRACT, EXTERNAL PARTNERSHIP PROGRAM

SPECIALITY AREA: LEVEL 1 TRAUMA CENTER, REGIONAL BURN CENTER,  
MATERNAL IMU, BURN, PEDIATRIC ICU, SOUTHWEST CANCER CENTER,  
TRANSPLANT, -NONE HARKOW, KIDNEY, LIVER

POC: LINDA SCHULTE PHONE: 743-3362

= 109

CHARTER PLAINS HOSPITAL

CITY: LUBBOCK COUNTY: LUBBOCK STATE: TEXAS

OWNERSHIP: CHARTER MEDICAL CORPORATION

DISTANCE FROM REESE: 10 MILES

DRIVE TIME: 15 MINUTES

NUMBER OF BEDS: 80

OCCUPANCY RATE: 64%

JCAHO ACCREDITATION: YES

PROGRAM: HEALTH CARE FINDER CONTRACT

SPECIALITY AREA: ADULT AND ADOLESCENT PSYCHIATRIC CARE, DRUG & ALCOHOL REHABILITATION

POC: JIM SCHMIDT PHONE: 744-5503

*Psych  
Am't  
count*

SOUTH PARK HOSPITAL

CITY: LUBBOCK COUNTY: LUBBOCK STATE: TEXAS

OWNERSHIP: UNDA

DISTANCE FROM REESE: 15 MILES

DRIVE TIME: 22 MINUTES

NUMBER OF BEDS: 99

OCCUPANCY RATE: 25%

JCAHO ACCREDITATION: YES

PROGRAM: HEALTH CARE FINDER CONTRACT

SPECIALITY AREA: CUSTOM CARE UNIT, OB/GYN, LABOR AND DELIVERY, MEDICAL/SURGICAL, ER, ONCOLOGY

POC: BOB CORVELLO PHONE: 744-5507

REQUESTED INFORMATION NOT RECEIVED FROM:  
ST MARY OF THE PLAINS HOSPITAL  
HIGHLAND MEDICAL CENTER

*50*

*-74*

Should be:

5 hosp,  
554 beds

Not changed on spreadsheet  
at this late date b/c  
not effect score for this

**BRAC 95 JOINT CROSS SERVICE QUESTIONNAIRE  
FACILITIES**

- 1. **BASE:** Reese AFB TX
- 2. **QUESTION #:** B.
- 3. **SOURCE OF INFORMATION:** Civil Engineering Real Property Installed Equipment Listing, RCS-HAF-PRE(6A)7115 (28 Feb 1994)
- 4. **METHOD USED:** Instructions outlined in BRAC 95 Joint Cross Service Questionnaire for MTFs and GME Data Call
- 5. **CONCLUSION:** B; condition of facilities
- 6. **PREPARER:** I certify the above information is accurate and complete to the best of my knowledge and belief.

*Robin M. King*  
 ROBIN M. KING, Capt, USAF, MSC      DATE

- 7. **MAJCOM REVIEWER:** I certify the above information is accurate and complete to the best of my knowledge and belief.

*Michael W. Casey* 10 Jun 94  
 Michael W. Casey, Capt, AETC/SGAL, 487-



**BASE MEDICAL FACILITIES LISTING**

Prepared by: Mr. Jerry G. Jones Phone#: DDM 000-3270 Date: 31 May

MAJCOM: AETC Base: Reese AFB

Source: Civil Engineering Real Property Installed Equipment Listing, RCS-HAF-PRE(SA)7115 (28 Feb 1994)

Organization: 64th Medical Group, Building 1300, Composite Medical

Total Gross Square Foot of Base Medical Facilities: 65,163

JCAHO Life Safety Management Score: NA Date of JCAHO Survey: NA

**Overall Facility Condition Assessment**

Function/System:                    & Adequate   & Substandard   & Inadequa-

| Function/System             | Adequate | Substandard | Inadequate | Notes   |
|-----------------------------|----------|-------------|------------|---------|
| 1) Parking                  | 100✓     | 0✓          | 0✓         |         |
| 2) Administration           | 80✓      | 0✓          | 20✓        | B0      |
| 3) Central Sterile Services | 100✓     | 0✓          | 0✓         |         |
| 4) Dental                   | 100✓     | 0✓          | 0✓         |         |
| 5) Emergency Services       | NA✓      | NA✓         | NA✓        |         |
| 6) Food Services            | NA✓      | NA✓         | NA✓        |         |
| 7) Laboratories             | 80✓      | 0✓          | 20✓        | C1?     |
| 8) Logistics                | 100✓     | 0✓          | 0✓         |         |
| 9) Inpatient Nursing Units  | 100✓     | 0✓          | 0✓         |         |
| 10) Labor/Delivery/Nursery  | NA✓      | NA✓         | NA✓        |         |
| 11) Outpatient Clinic       | 80✓      | 0✓          | 20✓        | B1      |
| 12) Pharmacy                | 100✓     | 0✓          | 0✓         |         |
| 13) Radiology               | 100✓     | 0✓          | 0✓         |         |
| 14) Surgical Suite          | 100✓     | 0✓          | 0✓         |         |
| 15) Building Systems        |          |             |            |         |
| a) Structural/Seismic:      | 70✓      | 30✓         | 0✓         | A0?     |
| b) HVAC:                    | 80✓      | 20✓         | 0✓         | A0?     |
| c) Plumbing:                | 80✓      | 20✓         | 0✓         | A0?     |
| d) Electrical Service:      | 100✓     | 0✓          | 0✓         |         |
| e) Electrical Distribution: | 100✓     | 0✓          | 0✓         |         |
| f) Emergency Power:         | 50✓      | 0✓          | 50✓        | B07/C1? |

**AIR STAFF CORRECTION WORKSHEET**

**PURPOSE:** To provide additional information not requested in the original medical data call for Reese AFB.

**SOURCE:** HQ AFMSA/SGSFW, Capt O'Brien, DEN 297-5354

**METHOD:** In Oct 94, the Joint Group asked for information concerning "Available Beds" in each MTR.

"Available Beds" are defined as: "The number of beds readily available in space designed for inpatient bed placement. The space will meet current accreditation standards and usually have suction, medical gas and nurse call capability. Bed space that has been permanently encumbered (requires construction to convert it to usable bed space) will not be considered. The space will normally have 140 to 200 square feet per bed. The Available Bed Capacity figure will at a minimum equal the operating beds at a facility plus other bed space meeting the above requirements as reported in the data calls."

HQ AFMSA/SGSFW conducted a survey in Nov 93 that collected information for "Normal Beds." The definition above approximates the definition for "Normal Beds" as specified in that survey. It was determined appropriate to use the data submitted by the MTRs in Nov 93 for "Normal Beds" to meet this late requirement for "Available Beds."

**CONCLUSION:** Available beds for Reese AFB are 10. (10) *sed*

**MAJCOM CONCURS:**

*Steve Wingard, SSgt, USAF*  
SSgt Wingard, HQ AITC/SGARX, DEN 487-5027.

**BASE CONCURS:**

*Robin M. King*  
Capt Robin M. King, 64th Medical Group, Reese AFB TX  
DSN 838-3290

I certify that the above information is accurate and complete to the best of my knowledge and belief.

**AIR STAFF REVIEWER:**

*Laura E. Dumas* DATE: 24 Oct 94  
Laura E. Dumas, CMSgt, USAF  
Medical Manpower Division  
Dir of Medical Programs and Resources  
Office of the AF Surgeon General

### AIR STAFF CORRECTION WORKSHEET

**PURPOSE:** To provide corrected answer to question 4 of the Medical Data Call  
1111 AFB.

**SOURCE:** Air Staff calculation using methodology provided in Data Call adjustment direction of the Joint Group.

**METHOD:** During the course of completing this Data Call, MAJCOMs and SACs asked for clarification on terminology and sources cited in the questionnaire. After reviewing the inputs, we determined that there was too much room for misinterpretation and errors. To ensure consistency in the data, the Air Staff calculated MTF 80M monthly using consistent sources and methodology. This Air Staff determined it used for the Joint Group process.

After this calculation was done and the information provided to MAJCOM methodology was altered by the Joint Group. The cost was adjusted by not del. CAT II RWT's (Para 5(7)) and not adding pay raise and inflation factors in Para 5.

**CONCLUSION:** Adjusted MTF cost for 1111 AFB is 1,611,994

**MAJCOM CONCURS:** Richard P. Hayes

**BASE CONCURS:** Steven W. Lipscomb

STEVEN W. LIPSCOMB, MAJ, USAF  
Director, Resource Management

I certify that the above information is accurate and complete to the best of my knowledge and belief.

**AIR STAFF REVIEWER:** Laura S. Duma

DATE: 21 Oct 94

Laura S. Duma, OMSgt, USAF  
Medical Manpower Division  
Dir of Medical Programs and Resources  
Office of the AF Surgeon General

## AIR STAFF CORRECTION WORKSHEET

**PURPOSE:** To provide corrected answer to question 4 of the Medical Data Call,  
Case AFB.

**SOURCE:** Air Staff calculation using methodology provided in Data Call adjusted per direction of the Joint Group.

**METHOD:** During the course of completing this Data Call, MAJCOMs and facilities asked for clarification on terminology and sources cited in the questionnaire. After reviewing the inputs, we determined that there was too much room for misinterpretation and errors. To ensure consistency in the data, the Air Staff calculated MTF cost for each facility using consistent sources and methodology. This Air Staff determined result was used for the Joint Group process.

After this calculation was done and the information provided to MAJCOMs, the methodology was altered by the Joint Group. The cost was adjusted by not deleting the CAT II RWPs (Para B(7)) and not adding payraises and inflation factors in Para C.

**CONCLUSION:** Adjusted MTF cost for Case AFB is \$ 6139.94 ~~vice-~~  
1/A.

**MAJCOM CONCURS:** Sgt Whigard HQ AERC ISG AX DSN 487-5027

**BASE CONCURS.**

I certify that the above information is accurate and complete to the best of my knowledge and belief.

**AIR STAFF REVIEWER:** Laura E. DuMez **DATE:** 21 Oct 94

Laura E. DuMez, CMSgt, USAF  
Medical Manpower Division  
Dir of Medical Programs and Resources  
Office of the AF Surgeon General

**JOINT SERVICE QUESTIONNAIRE - MEDICAL  
REESE AIR FORCE BASE**

**SECTION 1 - MISSION:**

**A. Population.**

**(1) Military Population.**

(a) Clinics, Hospitals and Non-Lead Agent Medical Centers: Identify the beneficiary population in your catchment area.

ANSWER: See (c) below.

(b) Lead Agent Medical Centers:

ANSWER: N/A

(c) Regional Population Summary:

| BENEFICIARY TYPE     | ACTUAL FY 1993 | PROJECTED 2001 |
|----------------------|----------------|----------------|
| ACTIVE DUTY (AD)     | 1274           | 1223           |
| FAMILY MEMBERS OF AD | 2836           | 2608           |
| SUBTOTAL             | 4110           | 3831           |
| RETIRES AND FAMILIES | 5023           | 4709           |
| OTHERS               | 147            | 137            |
| TOTAL                | 9280           | 9081           |

(d) Projected changes in military population: If you anticipate any other changes in your military population through the year 2001, provide specifics about the change - What, When, Numbers Impacted.

ANSWER: Specific UPT training estimates are as follows:

| FY 94 | FY 95 | FY 96 | FY 97 | FY 98 | FY 99 | FY 00 | FY 01 |
|-------|-------|-------|-------|-------|-------|-------|-------|
| 322   | 337   | 276   | 258   | 267   | 304   | 335   | 348   |

(e) Clinics: If there is a significant difference in the beneficiary population between your 20-mile catchment area and a 40-mile area, please comment.

ANSWER: None.

(2) All Facilities: Total Military and Civilian Population in Area: Provide the US Census population for your 40-mile catchment area.

ANSWER: 250,783

B. Civilian Catchment Information. List all the community hospitals in your local 40 mile catchment area (this section does not apply to Lackland, Keesler, and bases supported by clinics (Randolph, Goodfellow, Vance and Reese)).

(1) Catchment Area Community Hospitals.

(a) Hospital Catchment Area: Defined as sets of zip codes emanating from the center of the MTF within a radius of 40 miles.

ANSWER: N/A

(b) Discuss the availability of public transportation, or other issues, such as geographical barriers, or weather conditions.

ANSWER: N/A

(2) Catchment Area Civilian Providers.

(a) Complete the following table for the civilian providers that are currently practicing within your 40-mile catchment area.

ANSWER: N/A

(b) Discuss the availability/accessibility of civilian providers, especially for key services required of the MTF population (e.g., obstetrics/gynecology). That is, while there may be an adequate number of PCPs in the community, are they able to accommodate increased workload in needed specialty areas should the MTF cease inpatient operations?

ANSWER: N/A

(c) Are there any specialties in your area that do not accept CHAMPUS assignment? If so, do these providers balance-bill CHAMPUS patients?

ANSWER: N/A

## SECTION 2 - FACILITIES

A. Complete the Base Medical Facilities Listing and Overall Assessment of Base Medical Facilities tables below:

| <b>Bldg No.</b> | <b>Category Code</b> | <b>Category Description</b> | <b>Gross Square Footage</b> | <b>Year Constructed</b> | <b>Condition Code &amp; Date of Report</b> |
|-----------------|----------------------|-----------------------------|-----------------------------|-------------------------|--|
| 1300            | 510001               | Composite Medical Facility  | 60,628                      | 1971                    | 1 (28 Feb 94)                              |
| 1301            | 510264               | Ambulance Shelter           | 1,285                       | 1978                    | 1 (28 Feb 94)                              |
| 1301            | 442515               | Medical Storage             | 500                         | 1978                    | 1 (28 Feb 94)                              |
| 35              | 530411               | Clinic/Aid Station          | 2,750                       | 1954                    | 3 (28 Feb 94)                              |

B. Overall Facility Condition Assessment.

| FUNCTION/SYSTEM             | % ADEQUATE | % SUBSTANDARD | % INADEQUATE |
|-----------------------------|------------|---------------|--------------|
| 1. Parking                  | 100        | 0             | 0            |
| 2. Administration           | 80         | 0             | 20           |
| 3. Central Sterile Services | 100        | 0             | 0            |
| 4. Dental                   | 100        | 0             | 0            |
| 5. Emergency Services       | N/A        |               |              |
| 6. Food Services            | N/A        |               |              |
| 7. Laboratories             | 80         | 0             | 20           |
| 8. Logistics                | 100        | 0             | 0            |
| 9. Inpatient Nursing        | 100        | 0             | 0            |
| 10. Labor/Delivery/Nursery  | N/A        |               |              |
| 11. Outpatient Clinic       | 80         | 0             | 20           |
| 12. Pharmacy                | 100        | 0             | 0            |
| 13. Radiology               | 100        | 0             | 0            |
| 14. Surgical Suite          | 100        | 0             | 0            |
| 15. Building Systems        |            |               |              |
| a. Structural/Seismic       | 70         | 30            | 0            |
| b. HVAC                     | 80         | 20            | 0            |
| c. Plumbing                 | 80         | 20            | 0            |
| d. Electrical Service       | 100        | 0             | 0            |
| e. Electrical Distribution  | 100        | 0             | 0            |
| f. Emergency Power          | 50         | 0             | 50           |

SECTION 3 - CONTINGENCY/MOBILIZATION:

A. Provide the distance, in driving miles, that your facility is located from any military or civilian airfield that can accommodate a C-9 aircraft.

ANSWER: N/A

B. Designed Operational Capability (DOC) Statement Taskings: What are your facility's DOC statement taskings?

ANSWER: N/A

C. Operational Beds: Indicate the number of operating beds for your facility.

ANSWER: N/A

D. Bed Expansion Capacity: Annotate the total number of beds that can be used in nursing units or rooms designed for patient beds.

ANSWER: N/A

SECTION 4 - MTF COSTS: Calculate the MTF cost per Relative Weighted Products (RWP).

ANSWER: N/A

SECTION 5 - LOCAL ASSESSMENT:

A. Assuming current DoD population levels, what impact would the reduction or closure of MTF inpatient capability have on your catchment area? Can the local community provide the necessary inpatient services?

ANSWER: N/A

B. Assuming no remaining active duty Air Force and their families, what impact would the closure of the entire MTF have on your catchment area? Can the local community provide the necessary services?

ANSWER: There are extensive medical facilities in the area. However, patients would experience some expense in the way of CHAMPUS deductibles, co-payments, and possible other insurance costs.



# Document Separator

## AIR STAFF CORRECTION WORKSHEET

**PURPOSE:** To provide additional information not requested in the original medical data call for Robins AFB.

**SOURCE:** HQ AFMSA/SGSFW, Capt O'Brien, DSN 297-5554

**METHOD:** In Oct 94, the Joint Group asked for information concerning "Available Beds" in each MTF.

"Available Beds" are defined as: "the number of beds readily available in space designed for inpatient bed placement. The space will meet current accreditation standards and usually have suction, medical gas and nurse call capability. Bed space that has been permanently encumbered (requires construction to convert it to usable bed space) will not be considered. The space will normally have 140 to 200 square feet per bed. The Available Bed Capacity figure will at a minimum equal the operating beds at a facility plus other bed space meeting the above requirements as reported in the data calls."

HQ AFMSA/SGSFW conducted a survey in Nov 93 that collected information for "Normal Beds." The definition above approximates the definition for "Normal Beds" as specified in that survey. It was determined appropriate to use the data submitted by the MTFs in Nov 93 for "Normal Beds" to meet this late requirement for "Available Beds."

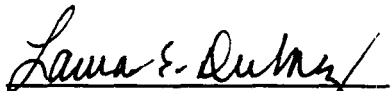
**CONCLUSION:** Available beds for Robins AFB are 31.

**MAJCOM CONCURS:** Capt Potter, HQ AFMC/SGAR, DSN 787-7224.

**BASE CONCURS.**

I certify that the above information is accurate and complete to the best of my knowledge and belief.

**AIR STAFF REVIEWER:**



**DATE:** 24 Oct 94

Laura E. DuMez, CMSgt, USAF

Medical Manpower Division

Dir of Medical Programs and Resources

Office of the AF Surgeon General

## AIR STAFF CORRECTION WORKSHEET

**PURPOSE:** To provide corrected answer to question 4 of the Medical Data Call,  
Robins AFB.

**SOURCE:** Air Staff calculation using methodology provided in Data Call adjusted per direction of the Joint Group.

**METHOD:** During the course of completing this Data Call, MAJCOMs and facilities asked for clarification on terminology and sources cited in the questionnaire. After reviewing the inputs, we determined that there was too much room for misinterpretation and errors. To ensure consistency in the data, the Air Staff calculated MTF cost for each facility using consistent sources and methodology. This Air Staff determined result was used for the Joint Group process.

After this calculation was done and the information provided to MAJCOMs, the methodology was altered by the Joint Group. The cost was adjusted by not deleting the CAT II RWP's (Para B(7)) and not adding payraises and inflation factors in Para C.

**CONCLUSION:** Adjusted MTF cost for Robins AFB is \$ 5497.74 vice 5864.69.

**MAJCOM CONCURS:** Capt Porter, HQ AFMC ISGAR. DSN 787-7224

**BASE CONCURS.**

I certify that the above information is accurate and complete to the best of my knowledge and belief.

**AIR STAFF REVIEWER:**

Laura E. DuMez  
Laura E. DuMez, CMSgt USAF  
Medical Manpower Division  
Dir of Medical Programs and Resources  
Office of the AF Surgeon General

**DATE:** 21 Oct 94

# INSTALLATION WORKSHEET

Robins AFB GA

**PURPOSE:** To document answer to question I. A. (1) (c)

**SOURCE:** 1Lt John P. Savage II, SGC, DSN 468-6824, Robins AFB GA. RAPS Population Projection Reports 3/15/94 (Copy attached).

**METHOD:** Answer was extracted from the RAPS Population Projection reports directly for 1993, combining the RAPS RETIRED and DEPS OF RETIRED categories for the "Retirees and Families" answer, and the RAPS MED ELG NG/RES, DEPS OF NG/RES, and SURVIVR, categories for the "Others" answer. Projections for year 2001 were based on the RAPS 1999 projections, with "Active Duty (AD)", and "Family Members of AD" 2001 projections the same as the RAPS provided 1999 projections. "Retirees and Families", and "Others" 2001 projections were computed with a straight-line projection, applying the average annual rate of change between 1993 and 1999 to the years 1999, and 2000 to produce a 2001 figure. These projections were computed based on guidance received from the DMIS hot line. The average annual change was computed by determining the change from 1999 to 1993 and dividing by the number of years (6). This change was added to the 1999 figure to determine the 2000 figure. The process was repeated to determine the 2001 figure. Please see installation worksheet for question I. A. (1) (d) for projected increases in military population not reported in RAPS. This increase will bring a corresponding increase to family members of AD.

**CONCLUSION:**

| Beneficiary Type      | Actual FY 1993 | Projected 2001 |
|-----------------------|----------------|----------------|
| Active Duty (AD)      | 4,211          | 3,978          |
| Family Members of AD  | 8,385          | 7,662          |
| Subtotal              | 12,596         | 11,640         |
| Retirees and Families | 15,529         | 15,536         |
| Others                | 1,742          | 1,978          |
| Total                 | 29,867         | 29,154         |

**Preparer:** I certify that the above information is accurate and complete to the best of my knowledge and belief.

Kerry M. Dexter Date: 03 June 1994

KERRY M. DEXTER, Maj, 653d Med Gp/SGAA, DSN 468-6824

**Concur:** Miguel A. Montalvo Date 03 June 1994

MIGUEL A. MONTALVO, Col, USAF, MC, FS  
Commander, 653d Medical Group

I certify that the above information is accurate and complete to the best of my knowledge and belief.

**MAJCOM Reviewer:** Charles E. Potter Date: 17 Jun 94

CHARLES E. POTTER, Capt, SGAP, DSN 787-7224

## INSTALLATION WORKSHEET

**Robins AFB GA**

**PURPOSE:** To document answer to question 1. A. (1) (d)

**SOURCE:** ILt John P. Savage II, SGC, DSN 468-6824, Robins AFB GA. Unclassified Joint Stars ACC Requirements Detail, and Point Paper on Air National Guard Membership and Entitlements with data for the B-1 program provided by 653 ABG/XPPB (copies attached).

**METHOD:** Answer was extracted from the Requirements Detail and Point Paper.

**CONCLUSION:** There are a number of projected changes which will effect the MTF. They are outlined in the following table:

| Change   | FY   | Gain | Cumulative net change |
|--|------|------|-----------------------|
| Joint Stars Build Up                           | 1994 | 196  | 196                   |
| Joint Stars Build Up                           | 1995 | 481  | 677                   |
| Joint Stars Build Up                           | 1996 | 195  | 872                   |
| Gain of B1 Wing                                | 1996 | 70*  | 942                   |
| Joint Stars Build Up                           | 1997 | 205  | 1,147                 |
| Joint Stars Build Up                           | 1998 | 407  | 1,554                 |
| Joint Stars Build Up                           | 1999 | 324  | 1,878                 |
| Joint Stars Build Up                           | 2000 | 332  | 2,210                 |
| Joint Stars Build Up                           | 2001 | 68   | 2,278                 |
| Restructuring of 19th Air Refueling Wing (AMC) | **   | **   |                       |

\* In addition to the AGR personnel there will be 1408 non EAD ANG personnel associated with the B1 Wing.

\*\* At the same time that Joint Stars is building up the 19th Air Refueling Wing will be drawing down. Drawn down projections are classified per 19th AREFW and therefore have not been included in this report

**Preparer:** I certify that the above information is accurate and complete to the best of my knowledge and belief.

*Kerry M. Dexter* Date: 03 June 1994

KERRY M. DEXTER, Maj, 653d Med Gp/SGAA, DSN 468-6824

**Concur:** *Miguel A. Montalvo* Date 03 June 1994

MIGUEL A. MONTALVO, Col, USAF, MC, FS  
Commander, 653d Medical Group

I certify that the above information is accurate and complete to the best of my knowledge and belief.

**MAJCOM Reviewer:** *Charles E. Potter* Date: 14 Jun 94  
CHARLES E. POTTER, Capt, SGAP, DSN 087-7224

# INSTALLATION WORKSHEET

Robins AFB GA

**PURPOSE:** To document answer to question 1. (A) (2)

**SOURCE:** 1Lt. John P. Savage II, SGC, DSN 468-6824, Robins AFB GA.; Data Profile 653rd Medical Group. Robins AFB, Vector Research, Inc., p. 2-5, 15 Sept 1993; Georgia Economic Profile, Georgia Department of Industry, Trade, and Tourism. (Copy Attached).

**METHOD:** Answer was extracted from Vector Research, Inc. documentation.

**CONCLUSION:** Catchment area population is 569,938.

**Preparer:** I certify that the above information is accurate and complete to the best of my knowledge and belief.

Kerry M. Dexter Date: 03 June 1994

KERRY M. DEXTER, Maj, 653d Med Gp/SGAA, DSN 468-6824

**Concur:** Miguel A. Montalvo Date 03 June 1994

MIGUEL A. MONTALVO, Col, USAF, MC, FS  
Commander, 653d Medical Group

I certify that the above information is accurate and complete to the best of my knowledge and belief.

**MAJCOM Reviewer:** Charles E. Potter Date: 14 June 94  
CHARLES E. POTTER, Capt, SGAP, DSN 787-7224

# INSTALLATION WORKSHEET

## Robins AFB GA

**PURPOSE:** To document answer to question 1. B. (1) (a)

**SOURCES:** 1Lt John P. Savage II, SGC, DSN 468-6824, Robins AFB GA. AHA Guide to the Health Care Field, 1993; Yellow Pages; Data Profile 653rd Medical Group, Robins AFB, Vector Research Inc., p. 2-5, 15 Sept 1993.

**METHOD:** Answer was extracted from AHA and yellow pages data (for non reporting facilities). Distance from MTF was extracted from the Vector report. Driving Time was computed based on distance and an assumed driving rate of 1.5 minutes per mile.

**CONCLUSION:** There are 17 hospitals within the Robins AFB Catchment area. They are as outlined in Attachment 1.

**Preparer:** I certify that the above information is accurate and complete to the best of my knowledge and belief.

Kerry M. Dexter Date: 03 June 1994

KERRY M. DEXTER, Maj, 653d Med Gp/SGAA, DSN 468-6824

**Concur:** Miguel A. Montalvo Date 03 June 1994

MIGUEL A. MONTALVO, Col, USAF, MC, FS  
Commander, 653d Medical Group

I certify that the above information is accurate and complete to the best of my knowledge and belief.

**MAJCOM Reviewer:** Charles E. Potter Date: 14 June 94  
CHARLES E. POTTER, Capt, SGAP, DSN 787-7224

Attachr  
1.B.(1)(a)

| Hospital Name                               | City, County, State        | Ownership                            | Drive    |      | Beds | Occupancy | JCAHO |
|---|----------------------------|--------------------------------------|----------|------|------|-----------|-------|
|   |                            |                                      | Distance | Time |      |           |       |
| Houston Medical Center                      | Warner Robins, Houston, GA | Hospital district or authority       | 3        | 5    | 185  | 67.2      | yes   |
| Perry Hospital                              | Perry, Houston, GA         | Hospital district or authority       | 12       | 18   | 45   | 55.6      | yes   |
| Medical Center of Central Georgia           | Macon, Bibb, GA            | Hospital district or authority       | 15       | 23   | 529  | 76        | yes   |
| Middle Georgia Hospital                     | Macon, Bibb, GA            | Corporation                          | 15       | 23   | 119  | 60.5      | yes   |
| Charter Northside Hospital                  | Macon, Bibb, GA            | Corporation                          | 16       | 24   | 103  | 42.7      | yes   |
| Charter Lake Hospital <i>Psych</i>          | Macon, Bibb, GA            | Corporation                          | 16       | 24   | 102  | 46.1      | yes   |
| HCA Coliseum <u>Psychiatric</u> Hospital    | Macon, Bibb, GA            | Corporation                          | 16       | 24   | 92   | 52.2      | yes   |
| Peach County Hospital                       | Ft. Valley, Peach, GA      | Hospital district or authority       | 16       | 24   | 75   | 16        | yes   |
| HCA Coliseum Medical Centers                | Macon, Bibb, GA            | Corporation                          | 16       | 24   | 257  | n/a       | yes   |
| Bleckley Memorial Hospital                  | Cochran, Bleckley, GA      | Hospital district or authority       | 22       | 33   | 41   | 22        | no    |
| Taylor Regional Hospital                    | Hawkinsville, Pulaski, GA  | Nongovernmental not for profit other | 25       | 38   | 55   | 60        | yes   |
| Monroe County Hospital                      | Forsyth, Monroe, GA        | Hospital district or authority       | 33       | 50   | 40   | 32.5      | no    |
| Flint River Community Hospital              | Montezuma, Macon, GA       | Corporation                          | 33       | 50   | 50   | 22        | no    |
| Central State Hospital <i>mental health</i> | Milledgeville, Baldwin, GA | State                                | 37       | 56   | 672  | n/a       | yes   |
| Oconee Regional Medical Center              | Milledgeville, Baldwin, GA | Hospital district or authority       | 38       | 57   | 145  | 38.6      | yes   |
| Dodge County Hospital                       | Eastman, Dodge, GA         | Hospital district or authority       | 38       | 57   | 94   | 51.1      | yes   |
| Dooly Medical Center                        | Vienna, Dooly, GA          | Hospital district or authority       | 38       | 57   | 38   | 31.6      | yes   |



Attach: 1  
 1.B.(1)(a)

| Hospital Name                     | Relationships | Unique Features (see attached key of facility codes)                                      |
|-----------------------------------|---------------|---|
| Houston Medical Center            | MOU           | 1,4,5,7,13,14,27,30,33-37,39,40,42-47,53,56,58,59,62,65-69,71-75,78,80,81,83,84           |
| Perry Hospital                    |               | 1,7,11,14,21,27-29,35,37,39,40,44,56,59,62,66-69,71,73,75,78,80-85                        |
| Medical Center of Central Georgia |               | 5,7,9-14,17,18,20,22,27-30,32-42,44-46,48-59,90-92,94,66-69,71-85                         |
| Middle Georgia Hospital           |               | 12,52,69*   |
| Charter Northside Hospital        |               | 1,13,14,27-29,33,34,35,38,39,53,54,56,58,59,61-63,66,69,71,73,75,82-84                    |
| Charter Lake Hospital             |               | 4,5,19,21,39,41,45,47,48,58,62,63,67,72,74,81,82  |
| HCA Cbliseum Psychiatric Hospital |               | 4,5,27-29,41-45,47,48,62,63,67,74,81,82   |
| Peach County Hospital             |               | 14*   |
| HCA Cbliseum Medical Centers      |               | 14,40,69,77*  |
| Bleckley Memorial Hospital        |               | 13,14,22,25,33-35,39,53,56,62,66,67,69,73,75,81   |
| Taylor Regional Hospital          |               | 7,11,14,22,27,31,33,35,37,39,40,53,56,58,61,66-69,71,73,75,80-84                          |
| Monroe County Hospital            |               | 1,13,14,25,33-35,39,62,66,69,71,75,78,83-85   |
| Flint River Community Hospital    |               | 1,14,27,28,35,39,53,54,56,62,69,73,75,83,84   |
| Central State Hospital            |               | 1,14,27,33-35,38,39,41-,43,45,46,51,54,56,60,62,67-69,71-76,78,83,84                      |
| Oconee Regional Medical Center    |               | 1,7,14,15,27,33,34,35,37,39,40,49,51,52,53,54,56,58,62,63,64,66,67,68,69,71,73,75,76,83-8 |
| Dodge County Hospital             |               | 14,22,25,27,28,33-35,37,39,45,46,53-56,66,69,73-75,80,81,83,84                            |
| Dooly Medical Center              |               | *   |

\*AHA nonreporting facility

## Unique Features Key

### Facility Codes

*Actually available within, and reported by, the institution*

#### (Numerical Order)

|    |  |    |   |    |  |
|----|--|----|---|----|--|
| 1  | General inpatient care for AIDS/ARC                  | 25 | Respite care                                  | 57 | Rehabilitation inpatient unit                          |
| 2  | AIDS/ARC unit  | 26 | Senior membership program                     | 58 | Rehabilitation outpatient unit                         |
| 3  | Specialized outpatient program for AIDS/ARC          | 27 | Patient education                             | 59 | Reproductive health services                           |
| 4  | Alcohol/drug abuse or dependency inpatient unit      | 28 | Community health promotion                    | 60 | Skilled nursing or other long-term care unit           |
| 5  | Alcohol/drug abuse or dependency outpatient services | 29 | Worksite health promotion                     | 61 | Single photon emission computerized tomography (SPECT) |
| 6  | Arthritis treatment center                           | 30 | Hemodialysis                                  | 62 | Organized social work services                         |
| 7  | Birthing room/LDRP room                              | 31 | Home health services                          | 63 | Outpatient social work services                        |
| 8  | Burn care unit                                       | 32 | Hospice                                       | 64 | Emergency department social work services              |
| 9  | Cardiac catheterization laboratory                   | 33 | Medical surgical or other intensive care unit | 65 | Sports medicine clinic/services                        |
| 10 | Open-heart surgery                                   | 34 | Histopathology laboratory                     | 66 | Hospital auxiliary                                     |
| 11 | Cardiac intensive care unit                          | 35 | Blood bank                                    | 67 | Patient representative services                        |
| 12 | Angioplasty  | 36 | Neonatal intensive care unit                  | 68 | Volunteer services department                          |
| 13 | Chronic obstructive pulmonary disease services       | 37 | Obstetrics unit                               | 69 | Outpatient surgery services                            |
| 14 | Emergency department                                 | 38 | Occupational health services                  | 70 | Organ/tissue transplant                                |
| 15 | Trauma center (certified)                            | 39 | Organized outpatient services                 | 71 | Orthopedic surgery                                     |
| 16 | Extracorporeal shock-wave lithotripter (ESWL)        | 40 | Pediatric acute inpatient unit                | 72 | Occupational therapy services                          |
| 17 | Fitness center                                       | 41 | Psychiatric child/adolescent services         | 73 | Physical therapy services                              |
| 18 | Genetic counseling/screening services                | 42 | Psychiatric consultation/liaison services     | 74 | Recreational therapy services                          |
| 19 | Adult day care program                               | 43 | Psychiatric education services                | 75 | Respiratory therapy services                           |
| 20 | Alzheimer's diagnostic/assessment services           | 44 | Psychiatric emergency services                | 76 | Speech therapy services                                |
| 21 | Comprehensive geriatric assessment                   | 45 | Psychiatric geriatric services                | 77 | Women's health center/services                         |
| 22 | Emergency response (geriatric)                       | 46 | Psychiatric inpatient unit                    | 78 | Health sciences library                                |
| 23 | Geriatric acute care unit                            | 47 | Psychiatric outpatient services               | 79 | Cardiac rehabilitation program                         |
| 24 | Geriatric clinics                                    | 48 | Psychiatric partial hospitalization program   | 80 | Non-invasive cardiac assessment services               |
|    |  | 49 | Megavoltage radiation therapy                 | 81 | Chaplaincy/Pastoral care services                      |
|    |  | 50 | Radioactive implants                          | 82 | Ethics committee                                       |
|    |  | 51 | Therapeutic radioisotope facility             | 83 | Mammography screening services                         |
|    |  | 52 | X-ray radiation therapy                       | 84 | Mammography diagnostic services                        |
|    |  | 53 | CT scanner                                    | 85 | Oncology services                                      |
|    |  | 54 | Diagnostic radioisotope facility              |    |  |
|    |  | 55 | Magnetic resonance imaging (MRI)              |    |  |
|    |  | 56 | Ultrasound                                    |    |  |

# INSTALLATION WORKSHEET

Robins AFB GA

**PURPOSE:** To document answer to question I. B. (1) (b)

**SOURCE:** 1Lt John P. Savage II, SGC, DSN 468-6824, Robins AFB GA. Warner Robins May 1994-95 Yellow Pages.

**METHOD:** The Yellow pages were searched to determine if there were any public transportation options. No public bus or train sources were indicated.

**CONCLUSION:** There is no established public transportation.

**Preparer:** I certify that the above information is accurate and complete to the best of my knowledge and belief.

Kerry M. Dexter Date: 03 June 1994

KERRY M. DEXTER, Maj, 653d Med Gp/SGAA, DSN 468-6824

**Concur:** Miguel A. Montalvo Date 03 June 1994

MIGUEL A. MONTALVO, Col, USAF, MC, FS  
Commander, 653d Medical Group

I certify that the above information is accurate and complete to the best of my knowledge and belief.

**MAJCOM Reviewer:** Charles E. Potter Date: 14 June 94  
CHARLES E. POTTER, Capt, SGAP, DSN 787-7224

# INSTALLATION WORKSHEET

Robins AFB GA

**PURPOSE:** To document answer to question 1. B. (2) (a)

**SOURCE:** 1Lt John P. Savage II, SGC, DSN 468-6824, Robins AFB GA. Catchment area hospital provided lists of physicians on staff.

**METHOD:** Answer was extracted from the provided staff lists. Totals by specialty were generated.

**CONCLUSION:** Civilian providers currently practicing:

| Provider Type:                        | As of 30<br>Sept. 94 | Accept CHAMPUS<br>Assignment |
|---------------------------------------|----------------------|------------------------------|
| Primary Care                          |                      |                              |
| General and Family Practitioners      | 144                  | 13                           |
| Internal Medicine                     | 96                   | 8                            |
| Pediatrics (includes Ped Specialties) | 74                   | 9                            |
| Obstetrics and Gynecology             | 100                  | 24                           |
| Physician Extenders                   | 25                   | not available                |
| Specialty Care                        | 849                  | 172                          |

**Preparer:** I certify that the above information is accurate and complete to the best of my knowledge and belief.

Kerry M. Dexter Date: 03 June 1994

KERRY M. DEXTER, Maj, 653d Med Gp/SGAA, DSN 468-6824

**Concur:** Miguel A. Montalvo Date 03 June 1994

MIGUEL A. MONTALVO, Col, USAF, MC, FS  
Commander, 653d Medical Group

I certify that the above information is accurate and complete to the best of my knowledge and belief.

**MAJCOM Reviewer:** Charles E. Potter Date: 14 June 94  
CHARLES E. POTTER, Capt, SGAP, DSN 787-7224

# INSTALLATION WORKSHEET

Robins AFB GA

**PURPOSE:** To document answer to question 1. B. (2) (b)

**SOURCE:** 1Lt John P. Savage II, SGC, DSN 468-6824, Robins AFB GA. Robins Catchment Area (FY '92) analysis completed 28 Jan 94 (copy attached). Letters on file regarding CHAMPUS rates and non-participation.

**METHOD:** Answer was determined based on the number of physicians in each specialty area accepting new patients, and the current staffing levels of the MTF. Professional judgment, based on the letters on file was used to draw the conclusion regarding physician unwillingness to accept new patients.

**CONCLUSION:** If this facility ceased inpatient operations the local medical community could, in a technical sense, accommodate the increased workload. However, due to declining CHAMPUS reimbursement rates there is a general unwillingness among local health care practitioners to accept new CHAMPUS eligible patients.

I certify that the above information is accurate and complete to the best of my knowledge and belief.

Preparer: Kerry M. Dexter Date: 03 June 1994

Maj KERRY M. DEXTER, SGAA, DSN 468-6824

Concur: Miguel A. Montalvo Date 03 June 1994

MIGUEL A. MONTALVO, Col, USAF, MC, FS  
Commander, 653d Medical Group

I certify that the above information is accurate and complete to the best of my knowledge and belief.

MAJCOM Reviewer: Charles E. Potter Date: 14 June 94  
CHARLES E. POTTER, Capt, SGAP, DSN 787-7224

# INSTALLATION WORKSHEET

Robins AFB GA


**PURPOSE:** To document answer to question 1. B. (2) (c)

**SOURCE:** 1Lt John P. Savage II, SGC, DSN 468-6824, Robins AFB GA. Health Care Finder Program Participants as of 1 Feb 94, 653d Med Gp Robins AFB GA; Warner Robins, GA Yellow Pages, May 1994.

**METHOD:** Answer was derived from a review of the Health Care Finder listing. Specialties reviewed were determined based on Warner Robins Yellow Pages physicians category headings. Specialties with no providers listed as accepting CHAMPUS in the finders program were considered to meet the criteria of the question.

**CONCLUSION:** Physicians in the specialties of Endocrinology, Neurology, Neurosurgery, Ophthalmologic Surgery, Rheumatology, Pulmonology, and the majority of Pediatric subspecialties no longer accept CHAMPUS assignment and do balance bill CHAMPUS patients.

**Preparer:** I certify that the above information is accurate and complete to the best of my knowledge and belief.

 Date: 03 June 1994

JOHN P. SAVAGE II, 1Lt, 653d Med Gp/SGC, DSN 468-6824

**Concur:**  Date 03 June 1994

MIGUEL A. MONTALVO, Col, USAF, MC, FS  
Commander, 653d Medical Group

I certify that the above information is accurate and complete to the best of my knowledge and belief.

**MAJCOM Reviewer:**  Date: 14 Jun 94  
CHARLES E. POTTER, Capt, SGAP, DSN/787-7224

# INSTALLATION WORKSHEET

Robins AFB GA

**PURPOSE:** To document answer to question 2. A.


**SOURCE:** Selected Inquiry by Organization Assigned, 653d CES.

**METHOD:** Answer was extracted from the Selected Inquiry by Organization Assigned, Base CE.

**CONCLUSION:**

| Bldg. No. | Category Code | Category Description    | Gross Square Feet | Year Constructed | Condition Code & Date of Report |
|-----------|---------------|-------------------------|-------------------|------------------|---------------------------------|
| 155       | 510411        | AF Clinic               | 2,935             | 1944             | 2, 31 May 94                    |
| 207       | 550145        | OCC Medicine Svc        | 33,275            | 1991             | 1, 31 May 94                    |
| 652       | 510713        | Material Services       | 11,700            | 1942             | 3, 31 May 94                    |
| 700       | 510001        | Composite Med           | 69,296            | 1967             | 1, 31 May 94                    |
| 701       | 510713        | Material Services       | 8,200             | 1981             | 1, 31 May 94                    |
| 917       | 530634        | Medical Food Inspection | 288               | 1972             | 1, 31 May 94                    |
| 930       | 740270        | Animal Clinic           | 964               | 1967             | 1, 31 May 94                    |
| 936       | 510411        | AF Clinic               | 2,889             | 1960             | 1, 31 May 94                    |

**Preparer:** I certify that the above information is accurate and complete to the best of my knowledge and belief.

 Date: 03 June 1994

ROBERT B. LOVE, Capt, 653d Med Gp/SGLG, DSN 468-5456

**Concur:**  Date 03 June 1994

MIGUEL A. MONTALVO, Col, USAF, MC, FS  
Commander, 653d Medical Group

I certify that the above information is accurate and complete to the best of my knowledge and belief.

**MAJCOM Reviewer:**  Date: 14 Jun 94  
CHARLES E. POTTER, Capt, SGAP, DSN 787-7224

## INSTALLATION WORKSHEET

**Robins AFB GA**

**PURPOSE:** To document answer to question 2. B.

**SOURCE:** Capt Robert B. Love, DSN 468-5456. Visual audit of MTF facilities, conducted on 2 June 1994. Interviews with clinic and departmental staff supervisors, conducted on 31 May 1994.

**METHOD:** Answer was determined from review of audit and interviews. Professional judgment, based on audit and interview data, was used to determine the percentages.

**CONCLUSION:** Total Gross Square Feet of Base Medical Facilities: 124,527

JCAHO Life Safety Management Score: 2 Date of JCAHO Survey: 940128, 940131, 940201

### Overall Facility Condition Assessment

| Function/System             | % Adequate | % Substandard | % Inadequate |
|-----------------------------|------------|---------------|--------------|
| 1) Parking                  | 76 ✓       | 24 ✓          | 0 ✓          |
| 2) Administration           | 90 ✓       | 10 ✓          | 0 ✓          |
| 3) Central Sterile Services | 95 ✓       | 5 ✓           | 0 ✓          |
| 4) Dental                   | 95 ✓       | 5 ✓           | 0 ✓          |
| 5) Emergency Services       | 95 ✓       | 5 ✓           | 0 ✓          |
| 6) Food Services            | 70 ✓       | 30 ✓          | 0 ✓          |
| 7) Laboratories             | 90 ✓       | 10 ✓          | 0 ✓          |
| 8) Logistics                | 100 ✓      | 0 ✓           | 0 ✓          |
| 9) Inpatient Nursing Units  | 80 ✓       | 20 ✓          | 0 ✓          |
| 10) Labor/Delivery/Nursery  | 95 ✓       | 5 ✓           | 0 ✓          |
| 11) Outpatient Clinic       | 95 ✓       | 5 ✓           | 0 ✓          |
| 12) Pharmacy                | 75 ✓       | 25 ✓          | 0 ✓          |
| 13) Radiology               | 90 ✓       | 10 ✓          | 0 ✓          |
| 14) Surgical Suite          | 80 ✓       | 20 ✓          | 0 ✓          |
| <b>15) Building Systems</b> |            |               |              |
| a) Structural/Seismic:      | 90 ✓       | 10 ✓          | 0 ✓          |
| b) HVAC:                    | 55 ✓       | 45 ✓          | 0 ✓          |
| c) Plumbing:                | 75 ✓       | 25 ✓          | 0 ✓          |
| d) Electrical Service:      | 20 ✓       | 80* ✓         | 0 ✓          |
| e) Electrical Distribution: | 20 ✓       | 80* ✓         | 0 ✓          |
| f) Emergency Power:         | 100 ✓      | 0 ✓           | 0 ✓          |

\* Both Electrical Service and Electrical Distribution will become 100% adequate after the funded Electrical project is completed. The project is scheduled for completion before the end of FY '95



Preparer: I certify that the above information is accurate and complete to the best of my knowledge and belief.

Robert B Love Date: 03 June 1994

ROBERT B LOVE, Capt, 653d Med Gp/SGLG, DSN 468-5456

Concur: Miguel A Montalvo Date 03 June 1994

MIGUEL A. MONTALVO, Col, USAF, MC, FS  
Commander, 653d Medical Group

I certify that the above information is accurate and complete to the best of my knowledge and belief.

MAJCOM Reviewer: Charles E Potter Date: 14 June 94  
CHARLES E. POTTER, Capt, SGAP, DSN 87-7224

# INSTALLATION WORKSHEET

Robins AFB GA

PURPOSE: To document answer to question 3. A.  
SOURCE: Street and Facility Guide to Robins Air Force Base Georgia.  
METHOD: Distance between the Airfield and the hospital was measured.  
CONCLUSION: Distance is 2 miles

Preparer: I certify that the above information is accurate and complete to the best of my knowledge and belief.

Kerry M. Dexter Date: 03 June 1994

KERRY M. DEXTER, Maj, 653d Med Gp/SGAA, DSN 468-6824

Concur: Miguel A. Montalvo Date 03 June 1994

MIGUEL A. MONTALVO, Col, USAF, MC, FS  
Commander, 653d Medical Group

I certify that the above information is accurate and complete to the best of my knowledge and belief.

MAJCOM Reviewer: Charles E. Potter Date: 14 June 94

CHARLES E. POTTER, Capt, SGAP, DSN 987-7224

# INSTALLATION WORKSHEET

Robins AFB GA

PURPOSE: To document answer to question 3. B.  
SOURCE: 653d Med Gp Designed Operational Capability (DOC) Statement.  
METHOD: Answer was extracted from the DOC Statement.  
CONCLUSION:

| Tasking                     | Personnel Assigned |
|-----------------------------|--------------------|
| Air Transportable Clinic    | 4                  |
| Blood Transshipment Center  | 6                  |
| Air Transportable Hospital  | 118                |
| In-Place Blood Donor Center | 6                  |
| Residual Medical            | 176                |
| Total                       | 310                |

Preparer: I certify that the above information is accurate and complete to the best of my knowledge and belief.

Kerry M. Dexter Date: 03 June 1994

KERRY M. DEXTER, Maj, 653d Med Gp/SGAA, DSN 468-6824

Concur: Miguel A. Montalvo Date 03 June 1994

MIGUEL A. MONTALVO, Col, USAF, MC, FS  
Commander, 653d Medical Group

I certify that the above information is accurate and complete to the best of my knowledge and belief.

MAJCOM Reviewer: Charles E. Potter Date: 14 June 94  
CHARLES E. POTTER, Capt, SGAP, DSN 787-7224

ADDENDUM TO SECTION 3B CONTINGENCY/MOBILIZATION

Date: 14 June 1994

MAJCOM: AFMC Base: Robins

Organization: 653rd Medical Group

This addendum is submitted due to changes which will occur in the unit's Designated Operational Capability and be in effect prior to 30 Sep 94.

| # | TASKING                       | COMMENT      |
|---|-------------------------------|--------------|
| 1 | Air Transportable Clinic      | 4 Personnel  |
| 1 | 50 Bed ATH Augmentation-1     | 38 Personnel |
| 1 | 50 Bed ATH Augmentation -2    | 29 Personnel |
| 1 | 50 Bed ATH Core               | 43 Personnel |
| 1 | 50 Bed Surg Augmentation Team | 8 Personnel  |
| 1 | Blood Transshipment Center    | 6 Personnel  |
| 1 | CONUS Blood Donor Center      |              |

I certify that the above information is accurate and complete to the best of my knowledge.



MICHELE JAKOBOSKI, Major, USAF, MSC, HQ AFMC/SGAP, DSN 787-7224  
MAJCOM Reviewer

# INSTALLATION WORKSHEET

Robins AFB GA

PURPOSE: To document answer to question 3. C.  
SOURCE: Jan 94 listing of Fixed Medical Treatment Facilities.  
METHOD: Answer was obtained from MAJCOM who referenced the Fixed MTF listing.  
CONCLUSION: Operating Beds: 15

Preparer: I certify that the above information is accurate and complete to the best of my knowledge and belief.

Kerry M. Dexter Date: 03 June 1994

KERRY M. DEXTER, Maj, 653d Med Gp/SGAA, DSN 468-6824

Concur: Miguel A. Montalvo Date 03 June 1994

MIGUEL A. MONTALVO, Col, USAF, MC, FS  
Commander, 653d Medical Group

I certify that the above information is accurate and complete to the best of my knowledge and belief.

MAJCOM Reviewer: Charles E. Potter Date: 14 June 94  
CHARLES E. POTTER, Capt, SGAP, DSN 787-7224

# INSTALLATION WORKSHEET

Robins AFB GA

PURPOSE: To document answer to question 3. D.  
SOURCE: Maj Kerry M. Dexter, DSN 468-6824. Physical inventory of inpatient beds available for use, conducted on 2 June 94.  
METHOD: Answer was determined from results of bed audit.  
CONCLUSION: Bed Expansion Capacity: 32

Preparer: I certify that the above information is accurate and complete to the best of my knowledge and belief.

Kerry M. Dexter Date: 03 June 1994

KERRY M. DEXTER, Maj, 653d Med Gp/SGAA, DSN 468-6824

Concur: Miguel A. Montalvo Date 03 June 1994

MIGUEL A. MONTALVO, Col, USAF, MC, FS -  
Commander, 653d Medical Group

I certify that the above information is accurate and complete to the best of my knowledge and belief.

MAJCOM Reviewer: Charles E. Potter Date: 14 Jun 94  
CHARLES E. POTTER, Capt, SGAP, DSN 787-7224

# INSTALLATION WORKSHEET

Robins AFB GA

PURPOSE: To document answer to question 4. B.  
SOURCE: MEPRS and RCMAS.  
METHOD: Answer was derived following the steps outlined as described in the Data call, pgs. 10-14.  
CONCLUSION: Category III Unadjusted Cost per RWP = \$4,868.94

Preparer: I certify that the above information is accurate and complete to the best of my knowledge and belief.

Kerry M. Dexter Date: 03 June 1994

KERRY M. DEXTER, Maj, 653d Med Gp/SGAA, DSN 468-6824

Concur: Miguel A. Montalvo Date 03 June 1994

MIGUEL A. MONTALVO, Col, USAF, MC, FS  
Commander, 653d Medical Group

I certify that the above information is accurate and complete to the best of my knowledge and belief.

MAJCOM Reviewer:

Charles E. Potter Date: 14 June 94  
CHARLES E. POTTER, Capt, SGAP, DSN 787-7224

## AIR STAFF CORRECTION WORKSHEET

**PURPOSE:** To provide corrected answer to question 4 of the Medical Data Call, Robins AFB.

**SOURCE:** Air Staff calculation using methodology provided in Data Call.

**METHOD:** During the course of completing this Data Call, MAJCOMs and facilities asked for clarification on terminology and sources cited in the questionnaire. After reviewing the inputs, we determined that there was too much room for misinterpretation and errors. To ensure consistency in the data, the Air Staff calculated MTF cost for each facility using consistent sources and methodology. This Air Staff determined result will be used for the Joint Group process.

**CONCLUSION:** MTF cost for Robins AFB is \$5864.69.

**MAJCOM CONCURS:** SSgt Holmes, HQ AFMC/SGAA.

**BASE CONCURS.**

I certify that the above information is accurate and complete to the best of my knowledge and belief.

**AIR STAFF REVIEWER:**

*Laura E. DuMez*

**DATE:** 27 Jun 94

Laura E. DuMez, CMSgt, USAF  
Medical Manpower Division  
Dir of Medical Programs and Resources  
Office of the AF Surgeon General



653d Medical Group  
Robins AFB GA

|    | A                                 | B                          | C        | D          | E          | F       | G           |
|----|-----------------------------------|----------------------------|----------|------------|------------|---------|-------------|
|    | COMPUTATION WORKSHEET             | TOTAL COST PER CAT III RWP |          |            |            |         |             |
| 2  |                                   |                            |          |            |            |         |             |
| 3  |                                   |                            |          |            |            |         |             |
| 4  | TOTAL MEPRS-A EXPENSE             |                            |          |            |            |         | \$4,096,169 |
| 5  | LESS SELECTED MEPRS-E EXPENSE     |                            |          |            |            |         | \$6,687     |
| 6  | PLUS SELECTED MEPRS-F EXPENSE     |                            |          |            |            |         | \$87,894    |
| 7  |                                   |                            |          |            |            |         |             |
| 8  | TOTAL CAT III+MEPRS               |                            |          |            |            |         | \$4,177,376 |
| 9  |                                   |                            | MDISP    | COST/MDISP | BDISP      |         |             |
| 10 | ADJUSTED TO BIOMETRICS            |                            | 1,291    | \$3,236    | 1,312      |         | \$4,245,328 |
| 11 |                                   |                            | TOT RWP  | COST/RWP   | CATII RWPS |         |             |
| 12 | COST OF CAT III RWPS              |                            | 871.92   | \$4,869    | 146.00     |         | \$710,865   |
| 13 |                                   |                            |          |            |            |         |             |
| 14 | TOTAL EST'D CAT III INPT EXPENSES |                            |          |            |            |         | \$3,534,462 |
| 15 |                                   |                            |          |            |            |         |             |
| 16 | EST'D CAT III MEPRS INPT COSTS    |                            |          |            |            |         | \$3,534,462 |
| 17 |                                   |                            |          |            |            |         |             |
| 18 | TOTAL CAT III RWPS                |                            |          |            |            |         | 725.92      |
| 19 |                                   |                            |          |            |            |         |             |
| 20 | UNADJUSTED UNIT COST              |                            |          |            |            |         | \$4,869     |
| 21 |                                   |                            |          | CAT III    |            |         |             |
| 22 | CONVERSION FACTOR                 | PER DAY                    | TOT DAYS | TOT RWP    | DAYS/RWP   | PER RWP |             |
| 23 | DMDC/MEPRS                        | \$77.00                    | 3,788    | 725.92     | 5.22       | \$402   | \$402       |
| 24 |                                   |                            |          |            |            |         |             |
| 25 | TOTAL COST TO DISTRIBUTE          |                            |          |            |            |         | \$5,271     |
| 26 |                                   |                            |          |            |            |         |             |
| 27 | ADJUSTMENT CATEGORIES             |                            | CIVPAY   | MILPAY     | OTHER      |         | TOTAL       |
| 28 |                                   |                            |          |            |            |         |             |
| 29 | INPATIENT FACTORS                 |                            | 15.00%   | 56.00%     | 29.00%     |         | 100.00%     |
| 30 |                                   |                            |          |            |            |         |             |
| 31 | TOTAL COST DISTRIBUTED            |                            | \$791    | \$2,952    | \$1,529    |         | \$5,271     |
| 32 |                                   |                            |          |            |            |         |             |
| 33 | FY93 PAY RAISE FACTOR (3.7%)      | 0.037                      |          |            |            |         |             |
| 34 | CIVILIAN                          |                            | \$29     |            |            |         | \$29        |
| 35 | MILITARY                          |                            |          | \$109      |            |         | \$109       |
| 36 |                                   |                            |          |            |            |         |             |
| 37 | SUBTOTAL                          |                            | \$820    | \$3,061    | \$1,529    |         | \$5,409     |
| 38 |                                   |                            |          |            |            |         |             |
| 39 | FY94 PAY RAISE FACTOR             |                            |          |            |            |         |             |
| 40 | CIVILIAN (3/4 OF 3.96%)           | 0.03                       | \$25     |            |            |         | \$25        |
| 41 | MILITARY (3/4 OF 2.2%)            | 0.017                      |          | \$52       |            |         | \$52        |
| 42 |                                   |                            |          |            |            |         |             |
| 43 | SUBTOTAL                          |                            | \$844    | \$3,113    | \$1,529    |         | \$5,486     |
| 44 |                                   |                            |          |            |            |         |             |
| 45 | GOVT SHARE UNFUNDED               | 0.147                      |          |            |            |         |             |
| 46 | CIV RETIREMENT (14.7%)            |                            | \$124    |            |            |         | \$124       |
| 47 |                                   |                            |          |            |            |         |             |
| 48 | SUBTOTAL                          |                            | \$969    | \$3,113    | \$1,529    |         | \$5,610     |
| 49 |                                   |                            |          |            |            |         |             |
| 50 | ASSET USE CHARGE (4.0%)           | 0.04                       |          |            |            |         |             |
| 51 |                                   |                            | \$39     | \$125      | \$61       |         | \$224       |
| 52 |                                   |                            |          |            |            |         |             |
| 53 | SUBTOTAL                          |                            | \$1,007  | \$3,237    | \$1,590    |         | \$5,834     |
| 54 |                                   |                            |          |            |            |         |             |
| 55 | DoD DEFLATOR                      | 1.083                      |          |            | \$132      |         | \$132       |
| 56 |                                   |                            |          |            |            |         |             |
| 57 |                                   |                            |          |            |            |         |             |
| 58 | GRAND TOTAL COST PER RWP          |                            | \$1,007  | \$3,237    | \$1,722    |         | \$5,966     |

# INSTALLATION WORKSHEET

Robins AFB GA

**PURPOSE:** To document answer to question 5. A.

**SOURCE:** 1Lt JOHN P. SAVAGE II, DSN 468-6824. AHA Guide to The Health Care Field, 1993; Economic Analysis 653rd Medical Group, Vector Research, Inc., 11 March 1994.

**METHOD:** The answer was derived from the census, operating bed and services capability data in the AHA guide, and analysis of the Vector Research, Inc. and internal Business Case Analysis (BCA) reports.

**CONCLUSION:** Based on catchment area medical facility inpatient data, if the MTFs inpatient capability was reduced or closed, the local community could absorb the impact. However, recent studies completed by Vector Research, Inc. and a recently completed internal BCA demonstrate that the establishment of a free standing clinic without inpatient capability would result in much higher total government costs when compared to maintaining an inpatient unit. The independent Vector Research Inc. study concluded that the total annual government cost for a freestanding clinic would be \$42.8 million (BOD FY '99 dollars). In contrast, expansion of services, while maintaining inpatient capability, would result in a total government cost of \$39.2 million.

**Preparer:** I certify that the above information is accurate and complete to the best of my knowledge and belief.

Kerry M. Dexter Date: 03 June 1994

KERRY M. DEXTER, Maj, 653d Med Gp/SGAA, DSN 468-6824

**Concur:** Miguel A. Montalvo Date 03 June 1994

MIGUEL A. MONTALVO, Col, USAF, MC, FS  
Commander, 653d Medical Group

I certify that the above information is accurate and complete to the best of my knowledge and belief.

**MAJCOM Reviewer:** Charles E. Potter Date: 14 June 94  
CHARLES E. POTTER, Capt, SGAP, DSN 787-7224

# INSTALLATION WORKSHEET

Robins AFB GA


**PURPOSE:** To document answer to question 5. B.

**SOURCE:** 1Lt JOHN P. SAVAGE II, DSN 468-6824. Report of Patients, workload FY '92 (copy attached); Interview with Mr. Walker, Chief of Pharmacy Services and AFMC Pharmacy Consultant.

**METHOD:** Based on information provided from the Report of Patients, MEPERS reports, workload reports, and interviews with Mr. Walker, professional judgment was used to draw the following conclusion.

**CONCLUSION:** Assuming no remaining active duty Air Force (AD) and AD family members, closure of the MTF would result in a significant negative impact on the retired, family members of retirees, and family members of deceased retirees populations. In FY '92 the MTF served this population group with 507 Inpatient admissions (35%). Retirees and their families constituted 42,375 of total MTF outpatient visits (26%). Additionally, approximately 80% (278,000) of the 348,000 prescriptions filled by the pharmacy are for this population. Closure of the MTF would necessitate the implementation of a Pharmacy Mail-Out program which would itself result in a \$4.9 million dollar increase in the total government cost. . Nonetheless, the local community could provide the necessary services but at a much higher cost to the government and beneficiary.

**Preparer:** I certify that the above information is accurate and complete to the best of my knowledge and belief.

 Date: 03 June 1994

JOHN P. SAVAGE II, 1Lt, 653d Med Gp/SGC, DSN 468-6824

**Concur:**  Date 03 June 1994

MIGUEL A. MONTALVO, Col, USAF, MC, FS  
Commander, 653d Medical Group

I certify that the above information is accurate and complete to the best of my knowledge and belief.

**MAJCOM Reviewer:**  Date: 14 June 94  
CHARLES E. POTTER, Capt, SGAP, DSN 787-7224

BRAC 95 Joint Cross-Service Group Data Call  
Summary

1. MISSION

A. Population

(1) Military Population

(a) Clinics, Hospitals and Non-Lead Agent Medical Centers

| Beneficiary Type      | Actual FY 1993 | Projected 2001 |
|-----------------------|----------------|----------------|
| Active Duty (AD)      | 4,211          | 3,978          |
| Family Members of AD  | 8,385          | 7,662          |
| Subtotal              | 12,596         | 11,640         |
| Retirees and Families | 15,529         | 15,536         |
| Others                | 1,742          | 1,978          |
| Total                 | 29,867         | 29,154         |

Please see I. A. (1) (d) for projected increases in military population not reported in RAPS

(d) Projected Changes in Military Population:

There are a number of projected changes which will effect the MTF. They are outlined in the following table:

| Change   | FY   | Gain | Cumulative net change |
|--|------|------|-----------------------|
| Joint Stars Build Up                           | 1994 | 196  | - 196                 |
| Joint Stars Build Up                           | 1995 | 481  | 677                   |
| Joint Stars Build Up                           | 1996 | 195  | 872                   |
| Gain of B1 Wing                                | 1996 | 70*  | 942                   |
| Joint Stars Build Up                           | 1997 | 205  | 1,147                 |
| Joint Stars Build Up                           | 1998 | 407  | 1,554                 |
| Joint Stars Build Up                           | 1999 | 324  | 1,878                 |
| Joint Stars Build Up                           | 2000 | 332  | 2,210                 |
| Joint Stars Build Up                           | 2001 | 68   | 2,278                 |
| Restructuring of 19th Air Refueling Wing (AMC) | **   | **   |                       |

\* In addition to the AGR personnel there will be 1408 non EAD ANG personnel associated with the B1 Wing.

\*\* At the same time that Joint Stars is building up the 19th Air Refueling Wing will be drawing down. Drawn down projections are classified per 19th AREFW and therefore have not been included in this report

(2) All Facilities - Total Military and Civilian Population in Area

Catchment area population is 569,938.

B. Civilian Catchment Information

(1) Catchment Area Community Hospitals

(a) Community Hospitals in catchment area

1.A.(1)(c).

| Hospital Name                     | City,County,State          | Ownership                            | Drive    |      | Beds | Occupancy | JCAHO |
|-----------------------------------|----------------------------|--------------------------------------|----------|------|------|-----------|-------|
|                                   |                            |                                      | Distance | Time |      |           |       |
| Houston Medical Center            | Warner Robins, Houston, GA | Hospital district or authority       | 3        | 5    | 185  | 67.2      | yes   |
| Perry Hospital                    | Perry, Houston, GA         | Hospital district or authority       | 12       | 18   | 45   | 55.6      | yes   |
| Medical Center of Central Georgia | Macon, Bibb, GA            | Hospital district or authority       | 15       | 23   | 529  | 76        | yes   |
| Middle Georgia Hospital           | Macon, Bibb, GA            | Corporation                          | 15       | 23   | 119  | 60.5      | yes   |
| Charter Northside Hospital        | Macon, Bibb, GA            | Corporation                          | 16       | 24   | 103  | 42.7      | yes   |
| Charter Lake Hospital             | Macon, Bibb, GA            | Corporation                          | 16       | 24   | 102  | 46.1      | yes   |
| HCA Coliseum Psychiatric Hospital | Macon, Bibb, GA            | Corporation                          | 16       | 24   | 92   | 52.2      | yes   |
| Peach County Hospital             | Ft. Valley, Peach, GA      | Hospital district or authority       | 16       | 24   | 75   | 16        | yes   |
| HCA Coliseum Medical Centers      | Macon, Bibb, GA            | Corporation                          | 16       | 24   | 257  | n/a       | yes   |
| Bleckley Memorial Hospital        | Cochran, Bleckley, GA      | Hospital district or authority       | 22       | 33   | 41   | 22        | no    |
| Taylor Regional Hospital          | Hawkinsville, Pulaski, GA  | Nongovernmental not for profit other | 25       | 38   | 55   | 60        | yes   |
| Monroe County Hospital            | Forsyth, Monroe, GA        | Hospital district or authority       | 33       | 50   | 40   | 32.5      | no    |
| Flint River Community Hospital    | Montezuma, Macon, GA       | Corporation                          | 33       | 50   | 50   | 22        | no    |
| Central State Hospital            | Milledgeville, Baldwin, GA | State                                | 37       | 56   | 672  | n/a       | yes   |
| Oconee Regional Medical Center    | Milledgeville, Baldwin, GA | Hospital district or authority       | 38       | 57   | 145  | 38.6      | yes   |
| Dodge County Hospital             | Eastman, Dodge, GA         | Hospital district or authority       | 38       | 57   | 94   | 51.1      | yes   |
| Dooly Medical Center              | Vienna, Dooly, GA          | Hospital district or authority       | 38       | 57   | 38   | 31.6      | yes   |

| Hospital Name                     | Relationships | Unique Features (see attached key of facility codes)                                      |
|-----------------------------------|---------------|---|
| Houston Medical Center            | MOU           | 1,4,5,7,13,14,27,30,33-37,39,40,42-47,53,56,58,59,62,65-69,71-75,78,80,81,83,84           |
| Perry Hospital                    |               | 1,7,11,14,21,27-29,35,37,39,40,44,56,59,62,66-69,71,73,75,78,80-85                        |
| Medical Center of Central Georgia |               | 5,7,9-14,17,18,20,22,27-30,32-42,44-46,48-59,90-92,94,66-69,71-85                         |
| Middle Georgia Hospital           |               | 12,52,69*   |
| Charter Northside Hospital        |               | 1,13,14,27-29,33,34,35,38,39,53,54,56,58,59,61-63,66,69,71,73,75,82-84                    |
| Charter Lake Hospital             |               | 4,5,19,21,39,41,45,47,48,58,62,63,67,72,74,81,82  |
| HCA Cbliseum Psychiatric Hospital |               | 4,5,27-29,41-45,47,48,62,63,67,74,81,82   |
| Peach County Hospital             |               | 14*   |
| HCA Cbliseum Medical Centers      |               | 14,40,69,77*  |
| Bleckley Memorial Hospital        |               | 13,14,22,25,33-35,39,53,56,62,66,67,69,73,75,81   |
| Taylor Regional Hospital          |               | 7,11,14,22,27,31,33,35,37,39,40,53,56,58,61,66-69,71,73,75,80-84                          |
| Monroe County Hospital            |               | 1,13,14,25,33-35,39,62,66,69,71,75,78,83-85   |
| Flint River Community Hospital    |               | 1,14,27,28,35,39,53,54,56,62,69,73,75,83,84   |
| Central State Hospital            |               | 1,14,27,33-35,38,39,41-43,45,46,51,54,56,60,62,67-69,71-76,78,83,84                       |
| Oconee Regional Medical Center    |               | 1,7,14,15,27,33,34,35,37,39,40,49,51,52,53,54,56,58,62,63,64,66,67,68,69,71,73,75,76,83-8 |
| Dodge County Hospital             |               | 14,22,25,27,28,33-35,37,39,45,46,53-56,66,69,73-75,80,81,83,84                            |
| Dooly Medical Center              |               | *   |

## Unique Features Key

### Facility Codes

*Actually available within, and reported by, the institution*

(Numerical Order)

|    |  |    |   |    |  |
|----|--|----|---|----|--|
| 1  | General inpatient care for AIDS/ARC                  | 25 | Respite care                                  | 57 | Rehabilitation inpatient unit                          |
| 2  | AIDS/ARC unit  | 26 | Senior membership program                     | 58 | Rehabilitation outpatient unit                         |
| 3  | Specialized outpatient program for AIDS/ARC          | 27 | Patient education                             | 59 | Reproductive health services                           |
| 4  | Alcohol/drug abuse or dependency inpatient unit      | 28 | Community health promotion                    | 60 | Skilled nursing or other long-term care unit           |
| 5  | Alcohol/drug abuse or dependency outpatient services | 29 | Worksite health promotion                     | 61 | Single photon emission computerized tomography (SPECT) |
| 6  | Arthritis treatment center                           | 30 | Hemodialysis                                  | 62 | Organized social work services                         |
| 7  | Birthing room/LDRP room                              | 31 | Home health services                          | 63 | Outpatient social work services                        |
| 8  | Burn care unit                                       | 32 | Hospice                                       | 64 | Emergency department social work services              |
| 9  | Cardiac catheterization laboratory                   | 33 | Medical surgical or other intensive care unit | 65 | Sports medicine clinic/services                        |
| 10 | Open-heart surgery                                   | 34 | Histopathology laboratory                     | 66 | Hospital auxiliary                                     |
| 11 | Cardiac intensive care unit                          | 35 | Blood bank                                    | 67 | Patient representative services                        |
| 12 | Angioplasty  | 36 | Neonatal intensive care unit                  | 68 | Volunteer services department                          |
| 13 | Chronic obstructive pulmonary disease services       | 37 | Obstetrics unit                               | 69 | Outpatient surgery services                            |
| 14 | Emergency department                                 | 38 | Occupational health services                  | 70 | Organ/tissue transplant                                |
| 15 | Trauma center (certified)                            | 39 | Organized outpatient services                 | 71 | Orthopedic surgery                                     |
| 16 | Extracorporeal shock-wave lithotripter (ESWL)        | 40 | Pediatric acute inpatient unit                | 72 | Occupational therapy services                          |
| 17 | Fitness center                                       | 41 | Psychiatric child/adolescent services         | 73 | Physical therapy services                              |
| 18 | Genetic counseling/screening services                | 42 | Psychiatric consultation/liaison services     | 74 | Recreational therapy services                          |
| 19 | Adult day care program                               | 43 | Psychiatric education services                | 75 | Respiratory therapy services                           |
| 20 | Alzheimer's diagnostic/assessment services           | 44 | Psychiatric emergency services                | 76 | Speech therapy services                                |
| 21 | Comprehensive geriatric assessment                   | 45 | Psychiatric geriatric services                | 77 | Women's health center/services                         |
| 22 | Emergency response (geriatric)                       | 46 | Psychiatric inpatient unit                    | 78 | Health sciences library                                |
| 23 | Geriatric acute care unit                            | 47 | Psychiatric outpatient services               | 79 | Cardiac rehabilitation program                         |
| 24 | Geriatric clinics                                    | 48 | Psychiatric partial hospitalization program   | 80 | Non-invasive cardiac assessment services               |
|    |  | 49 | Megavoltage radiation therapy                 | 81 | Chaplaincy/Pastoral care services                      |
|    |  | 50 | Radioactive implants                          | 82 | Ethics committee                                       |
|    |  | 51 | Therapeutic radioisotope facility             | 83 | Mammography screening services                         |
|    |  | 52 | X-ray radiation therapy                       | 84 | Mammography diagnostic services                        |
|    |  | 53 | CT scanner                                    | 85 | Oncology services                                      |
|    |  | 54 | Diagnostic radioisotope facility              |    |  |
|    |  | 55 | Magnetic resonance imaging (MRI)              |    |  |
|    |  | 56 | Ultrasound                                    |    |  |

**(b) Availability of public transportation**

There is no established public transportation.

**(2) Catchment Area Civilian Providers**

**(a) Currently practicing within catchment area**

| Provider Type:                        | As of 30<br>Sept. 94 | Accept CHAMPUS<br>Assignment |
|---------------------------------------|----------------------|------------------------------|
| Primary Care                          |                      |                              |
| General and Family Practitioners      | 144                  | 13                           |
| Internal Medicine                     | 96                   | 8                            |
| Pediatrics (includes Ped Specialties) | 74                   | 9                            |
| Obstetrics and Gynecology             | 100                  | 24                           |
| Physician Extenders                   | 25                   | not available                |
| Specialty Care                        | 849                  | 172                          |

**(b) Availability/accessibility of civilian providers**

If this facility ceased inpatient operations the local medical community could, in a technical sense, accommodate the increased workload. However, due to declining CHAMPUS reimbursement rates there is a general unwillingness among local health care practitioners to accept new CHAMPUS eligible patients.

**(c) Specialties that do not accept CHAMPUS assignment**

Physicians in the specialties of Endocrinology, Neurology, Neurosurgery, Ophthalmologic Surgery, Rheumatology, Pulmonology, and the majority of Pediatric subspecialties no longer accept CHAMPUS assignment and do balance bill CHAMPUS patients.

**2. FACILITIES**

**A. Base Medical Facilities Listing**

| Bldg. No. | Category Code | Category Description    | Gross Square Feet | Year Constructed | Condition Code & Date of Report |
|-----------|---------------|-------------------------|-------------------|------------------|---------------------------------|
| 155       | 510411        | AF Clinic               | 2,935             | 1944             | 2. 31 May 94                    |
| 207       | 550145        | OCC Medicine Svc        | 33,275            | 1991             | 1. 31 May 94                    |
| 652       | 510713        | Material Services       | 11,700            | 1942             | 3. 31 May 94                    |
| 700       | 510001        | Composite Med           | 69,296            | 1967             | 1. 31 May 94                    |
| 701       | 510713        | Material Services       | 8,200             | 1981             | 1. 31 May 94                    |
| 917       | 530634        | Medical Food Inspection | 288               | 1972             | 1. 31 May 94                    |
| 930       | 740270        | Animal Clinic           | 964               | 1967             | 1. 31 May 94                    |
| 936       | 510411        | AF Clinic               | 2,889             | 1960             | 1. 31 May 94                    |

**B. Overall Assessment of Base Medical Facilities**

Total Gross Square Feet of Base Medical Facilities: 124,527

JCAHO Life Safety Management Score: 2 Date of JCAHO Survey: 940128, 940131, 940201



Overall Facility Condition Assessment

| Function/System             | % Adequate | % Substandard | % Inadequate |
|-----------------------------|------------|---------------|--------------|
| 1) Parking                  | 76         | 24            | 0            |
| 2) Administration           | 90         | 10            | 0            |
| 3) Central Sterile Services | 95         | 5             | 0            |
| 4) Dental                   | 95         | 5             | 0            |
| 5) Emergency Services       | 95         | 5             | 0            |
| 6) Food Services            | 70         | 30            | 0            |
| 7) Laboratories             | 90         | 10            | 0            |
| 8) Logistics                | 100        | 0             | 0            |
| 9) Inpatient Nursing Units  | 80         | 20            | 0            |
| 10) Labor/Delivery/Nursery  | 95         | 5             | 0            |
| 11) Outpatient Clinic       | 95         | 5             | 0            |
| 12) Pharmacy                | 75         | 25            | 0            |
| 13) Radiology               | 90         | 10            | 0            |
| 14) Surgical Suite          | 80         | 20            | 0            |
| 15) Building Systems        |            |               |              |
| a) Structural/Seismic:      | 90         | 10            | 0            |
| b) HVAC:                    | 55         | 45            | 0            |
| c) Plumbing:                | 75         | 25            | 0            |
| d) Electrical Service:      | 20         | 80*           | 0            |
| e) Electrical Distribution: | 20         | 80*           | 0            |
| f) Emergency Power:         | 100        | 0             | 0            |

\* Both Electrical Service and Electrical Distribution will become 100% adequate after the funded Electrical project is completed. The project is scheduled for completion before the end of FY '95

**3. CONTINGENCY/MOBILIZATION**

**A. Distance from airfield**

Distance is 2 miles

**B. Designed Operational Capability Statement Taskings:**

| Tasking                     | Personnel Assigned |
|-----------------------------|--------------------|
| Air Transportable Clinic    | 4                  |
| Blood Transshipment Center  | 6                  |
| Air Transportable Hospital  | 118                |
| In-Place Blood Donor Center | 6                  |
| Residual Medical            | 176                |
| Total                       | 310                |

**C. Operating Beds:**

Operating Beds: 15

**D. Bed Expansion Capacity**

Bed Expansion Capacity: 32

**4. MTF COSTS**

**B. MTF Category III Unadjusted Cost Per RWP**

Category III Unadjusted Cost per RWP = \$4,868.94

**C. Burdening for add-ons and inflation**

MTF cost per RWP = \$5,965.71

**5. LOCAL ASSESSMENT**

**A. Assuming current DOD population levels, what impact would the reduction or closure of MTF inpatient capability have on your catchment area? Can the local community provide the necessary inpatient services?**

Based on catchment area medical facility inpatient data, if the MTFs inpatient capability was reduced or closed, the local community could absorb the impact. However, recent studies completed by Vector Research, Inc. and a recently completed internal BCA demonstrate that the establishment of a free standing clinic without inpatient capability would result in much higher total government costs when compared to maintaining an inpatient unit. The independent Vector Research Inc. study concluded that the total annual government cost for a freestanding clinic would be \$42.8 million (BOD FY '99 dollars). In contrast, expansion of services, while maintaining inpatient capability, would result in a total government cost of \$39.2 million.

**B. Assuming no remaining active duty Air Force and their families, what impact would the closure of the entire MTF have on your catchment area? Can the local community provide the necessary services?**

Assuming no remaining active duty Air Force (AD) and AD family members, closure of the MTF would result in a significant negative impact on the retired, family members of retirees, and family members of deceased retirees populations. In FY '92 the MTF served this population group with 507 Inpatient admissions (35%). Retirees and their families constituted 42,375 of total MTF outpatient visits (26%). Additionally, approximately 80% (278,000) of the 348,000 prescriptions filled by the pharmacy are for this population. Closure of the MTF would necessitate the implementation of a Pharmacy Mail-Out program which would itself result in a \$4.9 million dollar increase in the total government cost. Nonetheless, the local community could provide the necessary services but at a much higher cost to the government and beneficiary.

# Document Separator

## AIR STAFF CORRECTION WORKSHEET

**PURPOSE:** To provide additional information not requested in the original medical data call for Scott AFB.

**SOURCE:** HQ AFMSA/SGSFW, Capt O'Brien, DSN 297-5554

**METHOD:** In Oct 94, the Joint Group asked for information concerning "Available Beds" in each MTF.

"Available Beds" are defined as: "the number of beds readily available in space designed for inpatient bed placement. The space will meet current accreditation standards and usually have suction, medical gas and nurse call capability. Bed space that has been permanently encumbered (requires construction to convert it to usable bed space) will not be considered. The space will normally have 140 to 200 square feet per bed. The Available Bed Capacity figure will at a minimum equal the operating beds at a facility plus other bed space meeting the above requirements as reported in the data call."

HQ AFMSA/SGSFW conducted a survey in Nov 93 that collected information for "Normal Beds." The definition above approximates the definition for "Normal Beds" as specified in that survey. It was determined appropriate to use the data submitted by the MTFs in Nov 93 for "Normal Beds" to meet this late requirement for "Available Beds."

**CONCLUSION:** Available beds for Scott AFB are 120.

**MAJCOM CONCURS:** Major Hiley, HQ AMC ISG RP, DSN 576-2215

**BASE CONCURS:** David Fleury HQ 375 MeLby/SFSP, DSN 576-57392

I certify that the above information is accurate and complete to the best of my knowledge and belief.

DAVID A. FLEURQUIN, CAPT, USAF, MSC  
Chief, Resource Management Flight

**AIR STAFF REVIEWER:** Laura E. DuMez DATE: 26 Oct 94

Laura E. DuMez, CMSgt, USAF  
Medical Manpower Division  
Dir of Medical Programs and Resources  
Office of the AF Surgeon General

| AMC | BASE        | NORMAL(AVAILABLE) BEDS |
|-----|-------------|------------------------|
|     | ANDREWS     | 273                    |
|     | DOVER       | 39                     |
|     | FAIRCHILD   | 61                     |
|     | GRAND FORKS | 40                     |
|     | MCGUIRE     | 350 * Please verify    |
|     | SCOTT       | 120                    |
|     | TRAVIS      | 303                    |

### AIR STAFF CORRECTION WORKSHEET

**PURPOSE:** To provide corrected answer to question 4 of the Medical Data Call  
Scott AFB.

**SOURCE:** Air Staff calculation using methodology provided in Data Call adjusted per direction of the Joint Group.

**METHOD:** During the course of completing this Data Call, MAJCOMs and facilities asked for clarification on terminology and sources cited in the questionnaire. After reviewing the inputs, we determined that there was too much room for misinterpretation and errors. To ensure consistency in the data, the Air Staff calculated MTF cost for each facility using consistent sources and methodology. This Air Staff determined result was used for the Joint Group process.

After this calculation was done and the information provided to MAJCOMs, the methodology was altered by the Joint Group. The cost was adjusted by not deleting the CAT II RWP's (Para B(7)) and not adding payraises and inflation factors in Para C.

**CONCLUSION:** Adjusted MTF cost for Scott AFB is \$ 4845.16 vice ~~4961.23~~.

**MAJCOM CONCURS:** Hq Hiley HQ AAC ISG KP DSN 576-2205

**BASE CONCURS:** Del Fley 375 M2 6/5 AFB DSN 576-5392

I certify that the above information is accurate and complete to the best of my knowledge and belief.

DAVID A. FLEURQUIN, CAPT, USAF, MSC  
Chief, Resource Management Flight

**AIR STAFF REVIEWER:** Laura E. DuMez DATE: 21 Oct 94

Laura E. DuMez, CMSgt USAF  
Medical Manpower Division  
Dir of Medical Programs and Resources  
Office of the AF Surgeon General

# Document Separator



DEPARTMENT OF THE AIR FORCE  
HEADQUARTERS 375TH AIRLIFT WING (AMC)

101 JUN 1994

MEMORANDUM FOR HQ AMC/XP

FROM: 375 AW/CC  
101 Heritage Drive, Room 208  
Scott AFB IL 62225-5000

SUBJECT: 1995 Air Force Base Questionnaire, Data Call-  
INFORMATION MEMORANDUM

1. Attached are the data call installation worksheets for Scott AFB. I certify that the information is accurate and complete to the best of my knowledge and belief.
2. My points of contact for this project are Lt Col Wilkinson and Lt Miller, at DSN. 576-3513/3016.

*John D. Hopper Jr.*  
JOHN D. HOPPER, JR., Colonel, USAF  
Commander

| BENEFICIARY TYPE      | ACTUAL 1993 | PROJECTED 2001* |
|-----------------------|-------------|-----------------|
| ACTIVE DUTY (AD)      | 8,380       | 7,972           |
| FAMILY MEMBERS OF AD  | 18,005      | 16,594          |
| SUBTOTAL              | 26,385      | 24,566          |
| RETIREES AND FAMILIES | 28,548      | 28,838          |
| OTHERS                | 5,045       | 5,139           |
| TOTAL                 | 59,978      | 58,543          |

\* Per AMC/SGXP instruction, figures are the same as RAPS FY 99 figures.

The local population for Scott Medical Center's 40-mile catchment area (Military and Civilian) is 2,447,000.\*

\*This information was taken from a document sent to HQ AMC/SGXP, dated 30 Oct 92 and references US Dept of Commerce News, Washington, DC as a source.



RAPS POPULATION PROJECTION REPORT

MAY 26, 1994

FY98 BASED UPON FY93 BASELINE

08:56:29

03/30/94

RETAINED HISTORICAL CATCHMENT AREAS

BRAC 111.03 03/15/94

USAF MED CTR SCOTT

POPULATION BY AGE/SEX

| EX | ACTIVE DUTY | DEPS OF ACT DTY | MED ELG NG/RES | DEPS OF NG/RES | RETIRED | DEPS OF RETIRED | SURVIVR | TOTAL |
|----|-------------|-----------------|----------------|----------------|---------|-----------------|---------|-------|
| /M | --          | 1488            | --             | 83             | --      | 125             | 2       | 1698  |
| /M | --          | 2931            | --             | 276            | --      | 1261            | 46      | 4514  |
| /M | --          | 622             | --             | 87             | --      | 797             | 24      | 1530  |
| /M | 1078        | 501             | 184            | 90             | 35      | 1130            | 53      | 3071  |
| /M | 2675        | 194             | 120            | 23             | 136     | 22              | 14      | 2984  |
| /M | 2586        | 104             | 236            | 32             | 1518    | 28              | 12      | 4516  |
| /M | 507         | 43              | 180            | 13             | 6106    | 22              | 3       | 6874  |
| /M | --          | 10              | --             | 0              | 3942    | 20              | 3       | 3975  |
| /F | --          | 1430            | --             | 81             | --      | 125             | 9       | 1645  |
| /F | --          | 2688            | --             | 270            | --      | 1181            | 54      | 4193  |
| /F | --          | 594             | --             | 78             | --      | 770             | 38      | 1480  |
| /F | 340         | 1371            | 65             | 98             | 5       | 1203            | 65      | 3147  |
| /F | 559         | 2292            | 77             | 122            | 26      | 278             | 34      | 3368  |
| /F | 400         | 1882            | 112            | 206            | 119     | 1818            | 100     | 4637  |
| /F | 44          | 411             | 29             | 99             | 202     | 3383            | 600     | 6768  |
|    | --          | 26              | --             | 5              | 159     | 2290            | 1445    | 3925  |
| A  | 7969        | 16587           | 1003           | 1563           | 12248   | 16453           | 2502    | 58325 |

POPULATION BY SPONSOR SERVICE BRANCH

| OR CE | ACTIVE DUTY | DEPS OF ACT DTY | MED ELG NG/RES | DEPS OF NG/RES | RETIRED | DEPS OF RETIRED | SURVIVR | TOTAL |
|-------|-------------|-----------------|----------------|----------------|---------|-----------------|---------|-------|
|       | 659         | 2487            | 857            | 1246           | 3525    | 4353            | 1000    | 14137 |
|       | 229         | 627             | 8              | 92             | 1926    | 1977            | 376     | 5235  |
| AT    | 0           | 298             | --             | --             | --      | --              | --      | 298   |
|       | 114         | 364             | 1              | 19             | 540     | 636             | 89      | 1763  |
|       | 6602        | 12150           | 136            | 203            | 6057    | 9205            | 993     | 35352 |
|       | 343         | 658             | 1              | 3              | 193     | 276             | 23      | 1497  |
| TR    | 6           | 3               | 0              | 0              | 7       | 6               | 21      | 43    |
| L     | 7969        | 16587           | 1003           | 1563           | 12248   | 16453           | 2502    | 58325 |

## RAPS POPULATION PROJECTION REPORT

MAY 26, 1994

FY99 BASED UPON FY93 BASELINE

08:56:29

03/30/94 RETAINED HISTORICAL CATCHMENT AREAS BRAC 111.03 03/15/94

## USAF MED CTR SCOTT

## POPULATION BY AGE/SEX

| SEX | ACTIVE DUTY | DEPS OF ACT DTY | MED ELG NG/RES | DEPS OF NG/RES | RETIRED | DEPS OF RETIRED | SURVIVR | TOTAL |
|-----|-------------|-----------------|----------------|----------------|---------|-----------------|---------|-------|
| 4/M | --          | 1488            | --             | 83             | --      | 125             | 2       | 1698  |
| 4/M | --          | 2932            | --             | 276            | --      | 1262            | 46      | 4516  |
| 7/M | --          | 622             | --             | 87             | --      | 798             | 24      | 1531  |
| 4/M | 1078        | 501             | 184            | 90             | 35      | 1129            | 53      | 3070  |
| 4/M | 2476        | 194             | 120            | 23             | 137     | 22              | 14      | 2986  |
| 4/M | 2587        | 104             | 236            | 32             | 1531    | 23              | 12      | 4530  |
| 4/M | 508         | 44              | 180            | 13             | 6068    | 22              | 3       | 6838  |
| 4/M | --          | 10              | --             | 0              | 4042    | 21              | 3       | 4076  |
| 4/F | --          | 1432            | --             | 81             | --      | 125             | 9       | 1647  |
| 4/F | --          | 2689            | --             | 270            | --      | 1183            | 54      | 4196  |
| 7/F | --          | 594             | --             | 78             | --      | 770             | 38      | 1480  |
| 4/F | 340         | 1371            | 65             | 98             | 5       | 1202            | 65      | 3146  |
| 4/F | 539         | 2293            | 77             | 122            | 26      | 280             | 34      | 3571  |
| 4/F | 400         | 1883            | 112            | 206            | 120     | 1819            | 100     | 4640  |
| 4/F | 44          | 411             | 29             | 99             | 200     | 3324            | 596     | 6763  |
| 4/F | --          | 26              | --             | 5              | 163     | 2341            | 1520    | 4055  |
| 7F  | 7972        | 16594           | 1003           | 1563           | 12327   | 16511           | 2573    | 58543 |

## POPULATION BY SPONSOR SERVICE BRANCH


| SPR | ACTIVE DUTY | DEPS OF ACT DTY | MED ELG NG/RES | DEPS OF NG/RES | RETIRED | DEPS OF RETIRED | SURVIVR | TOTAL |
|-----|-------------|-----------------|----------------|----------------|---------|-----------------|---------|-------|
| Y   | 671         | 2493            | 857            | 1246           | 3555    | 4371            | 1030    | 14223 |
| Y   | 230         | 628             | 8              | 92             | 1945    | 1989            | 387     | 5279  |
| OAT | 0           | 298             | --             | --             | --      | --              | --      | 298   |
| C   | 114         | 364             | 1              | 19             | 542     | 637             | 91      | 1762  |
| F   | 6608        | 12150           | 136            | 203            | 6082    | 9231            | 1019    | 35429 |
| G   | 343         | 658             | 1              | 3              | 196     | 277             | 24      | 1502  |
| ER  | 6           | 3               | 0              | 0              | 7       | 6               | 22      | 44    |
| AL  | 7972        | 16594           | 1003           | 1563           | 12327   | 16511           | 2573    | 58543 |

INSTALLATION WORKSHEET

Scott AFB IL

PURPOSE: To document answer to question: Section 1A(1)(b)  
SOURCE: HQ AMC/SG  
METHOD: 18 May Briefing to 375th Medical Group by Col Linda Stierle, HQ AMC/SGN  
CONCLUSION: Does not apply Scott Medical Center is not a lead agent. See attached map Health Services Region

I certify that the above information is accurate and complete to the best of my knowledge and belief.



Preparer: Capt David A. Fleurquin, 375th Medical Group, DSN 576-7392 Date: 1 Jun 94

I certify that the above information is accurate and complete to the best of my knowledge and belief.



MAJCOM Reviewer:

JERRY G. ANDERSON, MAJ, USAF, MSG  
CHIEF, FINANCIAL PLANS & BIostatistics  
OFFICE OF THE COMMAND SURGEON

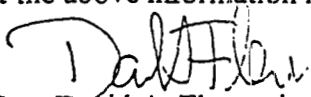


INSTALLATION WORKSHEET

Scott AFB IL

PURPOSE: To document answer to question: Section 1A(1)(e)  
SOURCE: Brac 95 Joint Cross Service Group (Medical) Data Call, Instructions  
METHOD: Exclusion. Question only applies to clinics.  
CONCLUSION: IAW AFR 168-4, Scott is defined as a Medical Center, thus this question does not apply.


I certify that the above information is accurate and complete to the best of my knowledge and belief.



Preparer: Capt David A. Fleurquin, 375th Medical Group, DSN 576-7392 Date: 1 Jun 94

I certify that the above information is accurate and complete to the best of my knowledge and belief.

MAJCOM Review:



JERRY G. ANDERSON, MAJ, USAF, MSC  
CHIEF, FINANCIAL PLANS & BIostatistics  
OFFICE OF THE COMMAND SURGEON

## Section C—Facilities

7. How Patients Are Referred. Patients referred to the closest Uniformed Services University of the Health Sciences (USHS) facility having the required capability, regardless of military service affiliation. Uniformed Services University of the Health Sciences hospitals are shown in the map in figure 2-1. If the services of a closer Army or Navy referral facility are not available, use Air Force hospitals and medical centers.

### 2-8. Medical Centers:

a. An Air Force medical center is a large hospital designated by the Surgeon General, USAF and staffed and equipped to provide medical and dental care for authorized personnel; the widest range of specialized and consultative support for MTFs; postgraduate education in health professions; and physical evaluation board referral service. A medical center performs three principal functions: patient service, education, and research. In the first function, the experience of its staff and the variety of its support equipment and other resources provide a capability for definitive care to patients referred by smaller facilities in the area, patients from other area medical centers, and patients regulated from worldwide sources by the Armed Services Medical Regulating Office (ASMRO). In the second function, it conducts an extensive education program in health care sciences and a consultant program for hospitals. In the third function, it carries out health research projects necessary to support the education program (AFR 169-6).

b. The Surgeon General, USAF has designated these MTFs as medical centers:

- (1) David Grant USAF Medical Center.
- (2) USAF Medical Center Keesler.
- (3) Malcolm Grow USAF Medical Center.
- (4) USAF Medical Center Scott.
- (5) Wilford Hall USAF Medical Center.
- (6) USAF Medical Center Wright-Patterson.
- (7) 7100 Medical Center (Wiesbaden, Germany).
- (8) 13th Medical Center Clark (R.P.)

## Section D—Activation or Inactivation of Medical Treatment Facilities

9. Fixed Medical Treatment Facilities. As used in this section, a fixed MTF excludes temporary facilities, detachments and operating lo-

cations of a parent medical facility, and medical aid stations.

a. HQ USAF must approve the following:

(1) Activation or inactivation of fixed MTFs. Geographical separation alone is not a reason to activate a subordinate treatment facility as a fixed facility.

(2) Classification (or changing classification) of medical facilities.

(3) Curtailing of medical services by MTFs. Curtailment is defined as a reduction of medical support to one or more categories of beneficiaries by MTF executive management. Curtailments exceeding 30 days require notification to, and if greater than 90 days, approval from HQ USAF/SG (see c and d below for specific reporting guidance).

b. MAJCOMs request authority to activate or inactivate a fixed MTF as required by AFRs 26-2 and 27-16. Concurrent with meeting the AFR 27-16 requirement, a letter is sent to HQ USAF/SGHA to determine the medical capability and manning status. Send a request to change the classification of a fixed MTF to HQ USAF/SGHA. Each request must contain the following information, as appropriate:

- (1) Type and location of medical facility.
- (2) Approximate date of activation, change of classification, or other action.
- (3) Justification for change.
- (4) Proposed unit manpower document (UMD) by functional code and Air Force specialty code.
- (5) Revised fund requirement by program element (PE) and element of expense (EEIC).
- (6) Revised supply and equipment requirement.

c. HQ USAF/SG must approve in advance all proposed curtailments of medical specialty services which are expected to last more than 90 days. The MTF requests authority through its MAJCOM/SG to HQ USAF/SGP with an information copy to HQ USAF/SGH. The clinical consultants review the request and provide a recommendation to HQ USAF/SGH for staffing and final decision by HQ USAF/SG. Each request must contain the following information:

(1) Service to be curtailed. Include effective date and estimated period of curtailment for each clinical specialty.

(2) Beneficiary categories affected (active duty, active duty dependent, retiree, dependent of retiree, etc.)

(3) Estimated number of patients (by patient categories of "active duty" and "other") to

INSTALLATION WORKSHEET

Scott AFB IL

PURPOSE: To document answer to question: Section 1A(2)  
SOURCE: Belleville Office of Economics and Development.  
METHOD: Called the data center.(217)-782-1381  
CONCLUSION: Local Total population 2,447,000

I certify that the above information is accurate and complete to the best of my knowledge and belief.



Preparer: Capt David A. Fleurquin, 375th Medical Group, DSN 576-7392 Date: 1 Jun 94

I certify that the above information is accurate and complete to the best of my knowledge and belief.

MAJCOM Reviewer:



JERRY G. ANDERSON, MAJ, USAF, MSC  
CHIEF, FINANCIAL PLANS & BIOSTATISTICS  
OFFICE OF THE COMMAND SURGEON

BRAC 95 Joint Cross-Service Group for MTFs and GME Data Call. Complete as specified. If you use a source other than identified in the questions, state your source and rationale.

If you are an outpatient facility you will need to retrieve FY 93 and future year data using actual FY 92 until RAPS includes clinic catchment areas in the actual FY 93 data files. Use the following steps:

1. Select RAPS (option 5) from the main menu
2. Select 1 - Population projection
3. Select 1 - Population projection based on FY 92
- Step 4. Select 2 - BRAC with retained historical catchment areas
- Step 5. Enter 93,94,95,96,97,98,99 (up to the latest available year)
- Step 6. Select 1 - Beneficiary population by age/sex  
(For second report Select 3 - for Beneficiary population by sponsor service)
- Step 7. Select 0 - no explanation (unless you want a printed explanation of options)
- Step 8. Select 4 - PRISM clinics (this adjusts a 20 mile radius around your facility for any overlapping catchment areas - for more information about the options, enter a ?)
- Step 9. Select 1 - Individual catchment areas
- Step 10. Enter your DMIS id

When the report is complete, return to the main menu

Select option 4 - VAX commands

To view the report type pop.out

To ensure that your view is not overwritten if you decide to download it, after viewing the file type rename pop.out new name, substituting your new file name.

To download the report type Kermit

At the Kermit prompt type send pop.out (or the new file name)

If you are using Procomm, press page down, select kermit and return. If you are using another communications package or need additional assistance in downloading, contact your local systems manager.

(c) Summarize the information in the table below and attach copies of the DMIS reports to this package.

| BENEFICIARY TYPE     | ACTUAL FY 1993 | PROJECTED 2001 |
|----------------------|----------------|----------------|
| ACTIVE DUTY (AD)     | 8380           | 7972           |
| FAMILY MEMBERS OF AD | 18,005         | 16,594         |
| SUBTOTAL             | 26,385         | 24,566         |
| RETIRES AND FAMILIES | 28,540         | 28,838         |
| OTHERS               | 5,045          | 5,139          |
| TOTAL                | 59,978         | 58,543         |

\*Footnote  
Projected 2001 figures are the same as FY 99 figures. IAW my Doral directions.

NOTE: If there are special populations at your base (e.g. students, transients, etc) that you think may not be adequately addressed in the standard population counts, please report these and cite the source for your data.

(d) Projected Changes in Military Population: If you anticipate any other changes in your military population through the year 2001, provide specifics about the change - What, When, Numbers Impacted.

(e) Clinics - If there is a significant difference in the beneficiary population between your 20-mile catchment area and a 40-mile area, please comment.

(2) All Facilities - Total Military and Civilian Population in Area: Provide the U.S. Census population for your 40 mile catchment area. The DMIS hotline (1-800-627-DMIS) has both the Census data and the Catchment Area mapping capability to determine these numbers. You can request your area census population from them.

Local Total Population 2,447,000

1,902  
17-782-1381  
Mr. Center

can't give abilities  
- Local library  
- City of Columbia Planning



INSTALLATION WORKSHEET

Scott AFB IL

PURPOSE: To document answer to question: Section 1B(1)(a)

SOURCE: St Louis Area Hospitals: An Industry's Financial Overview, "St Louis Business Health Coalition, Apr 94, Pg 16.

METHOD: Telephonically requested information at each facility.

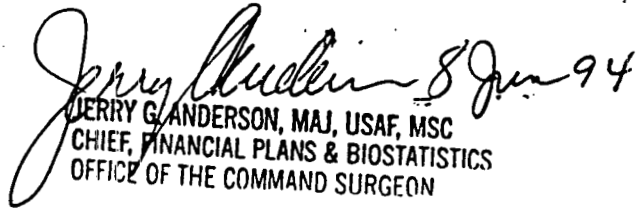
CONCLUSION: See attached (4) pages.

I certify that the above information is accurate and complete to the best of my knowledge and belief.

  
Preparer: Cast David A. Fleurquin, 375th Medical Group, DSN 576-7392 Date: 1 Jun 94

I certify that the above information is accurate and complete to the best of my knowledge and belief.

MAJCOM Reviewer

  
JERRY G. ANDERSON, MAJ, USAF, MSC  
CHIEF, FINANCIAL PLANS & BIostatISTICS  
OFFICE OF THE COMMAND SURGEON

|                                      | State 2                     |   | from MTF 4 |    |     | Rate 1 | 3   | ES 2  |
|--------------------------------------|-----------------------------|---|------------|----|-----|--------|-----|---|
| Alexian Brothers Hospital            | St. Louis, St. Louis, MO    | Alexian Brothers, NFP                         | 25         | 35 | 142 | 62.9   | Yes | ortho, geriatric, psychiatry  |
| Barnes Hospital                      | St. Louis, St. Louis, MO    | BJC Health System, NFP                        | 25         | 35 | 974 | 66.0   | Yes | neurointensive care transplantation, cardiology   |
| Barnes Hospital-St. Peters           | St. Peters, St. Charles, MO | BJC Health System, NFP                        | 60         | 75 | 105 | 48.3   | Yes |   |
| Barnes Hospital-West County          | St. Louis, St. Louis, MO    | BJC Health System, NFP                        | 50         | 60 | 85  | 28.4   | Yes | asthma center, sports medicine  |
| Bethesda General Hospital            | St. Louis, St. Louis, MO    | Bethesda Health Group of St. Louis, Inc., NFP | 25         | 35 | 94  | 34.4   | Yes | epilepsy treatment center, skilled nursing/extended care, neurorehabilitation             |
| Cardinal Glennon Children's Hospital | St. Louis, St. Louis, MO    | IDN network, NFP                              | 25         | 35 | 190 | 74.2   | Yes | pediatric rehab, pulmonary medicine, adolescent medicine, neurosciences, neonatal, trauma |
| Christian Hospital NE & NW           | St. Louis, St. Louis, MO    | BJC Health System, NFP                        | 50         | 60 | 595 | 69.1   | Yes | Schizophrenia Treatment Education Program   |
| Deaconess Medical Center             | St. Louis, St. Louis, MO    | Deaconess Health System, NFP                  | 25         | 35 | 527 | 50.4   | Yes | hemodialysis, sexual dysfunction treatment  |
| Deaconess Hospital-West              | Des Peres, St. Louis, MO    | Deaconess Health System, NFP                  | 45         | 55 | 250 | 30.9   | Yes |   |
| DePaul Health Center                 | Bridgeton, St. Louis, MO    | IDN network, NFP                              | 50         | 60 | 475 | 58.5   | Yes | pain center   |
| Incarinate Word Hospital             | St. Louis, St. Louis, MO    | Incarinate Word Health System, NFP            | 25         | 35 | 232 | 48.0   | Yes | home care, Alzheimer's hospice, geropsychiatry, medical rehab                             |
| Jefferson Memorial Hospital          | Crystal City, Jefferson, MO | community, NFP                                | 40         | 50 | 210 | 51.5   | Yes | skilled nursing, home health care, hospice  |

| 1 | ame 1                                   | City, County,<br>State 2           | Ownership 3                     | MTF 4 | Driving<br>Time<br>from<br>MTF 4 | Beds<br>1 | Occupancy<br>Rate 1 | JCAHO<br>3 | Relationships             | Features 2   |
|---|---|------------------------------------|---------------------------------|-------|----------------------------------|-----------|---------------------|------------|---------------------------|--|
|   | The Jewish Hospital of<br>St. Louis     | St. Louis, St. Louis,<br>MO        | BJC Health System,<br>NFP       | 25    | 35                               | 433       | 72.3                | Yes        | Cardiology<br>Partnership | cardiology,<br>oncology,<br>women's health,<br>research  |
|   | Lutheran Medical Center                 | St. Louis, St. Louis,<br>MO        | National Medical<br>Enterprises | 25    | 35                               | 274       | 50.6                | Yes        |                           | continent ostomy<br>center, hand and<br>microvascular<br>surgery, eating<br>disorders, sinus<br>and headache<br>center |
|   | Missouri Baptist Medical<br>Center      | Town and Country,<br>St. Louis, MO | BJC Health System,<br>NFP       | 40    | 50                               | 341       | 65.1                | Yes        |                           | orthopedics,<br>cardiology, cancer   |
|   | Missouri Baptist Hospital-<br>Sullivan  | Sullivan, Crawford,<br>MO          | BJC Health System,<br>NFP       | 60    | 75                               | 81        | 21.6                | No         |                           |  |
|   | St. Anthony's Medical<br>Center         | St. Louis, St. Louis,<br>MO        | NFP                             | 55    | 70                               | 746       | 69.5                | Yes        |                           |  |
|   | St. John's Mercy Medical<br>Center      | Creve Coeur, St.<br>Louis, MO      | NFP                             | 40    | 50                               | 707       | 62.7                | Yes        |                           | obstetrics, cancer   |
|   | St. John's Mercy<br>Hospital-Washington | Washington, Franklin,<br>MO        | NFP                             | 60    | 75                               | 134       | 48.2                | Yes        |                           |  |
|   | St. Joseph Health Center                | St. Charles, St.<br>Charles, MO    | IDN network, NFP                | 60    | 75                               | 322       | 50.6                | Yes        |                           | digestive<br>diseases,<br>pulmonary,<br>behavioral<br>medicine   |
|   | St. Joseph Hospital West                | Lake St. Louis, St.<br>Charles, MO | IDN network, NFP                | 65    | 85                               | 89        | 28.9                | Yes        |                           | same as above  |
|   | St. Joseph Hospital-<br>Kirkwood        | Kirkwood, St. Louis,<br>MO         | IDN network, NFP                | 45    | 60                               | 206       | 56.4                | Yes        |                           | sleep center,<br>chest pain center,<br>Family Birthplace   |

4

| Name                                | City, County, State         | Ownership                                | MFF | Driving Time from MTF | Beds | Occupancy Rate | JCAHO | Relationship | Features  |
|-------------------------------------|-----------------------------|--|-----|-----------------------|------|----------------|-------|--------------|---|
| St. Louis Children's Hospital       | St. Louis, St. Louis, MO    | Children's Health Services, NFP          | 25  | 35                    | 235  | 79.4           | Yes   |              | multidisciplinary diagnostic center, cleft palate/craniofacial institute, newborn medicine, transplantation for infants/children, electrophysiology and interventional cardiac cath |
| St. Louis Regional Medical Center   | St. Louis, St. Louis, MO    | St. Louis Regional Health Care Corp, NFP | 30  | 40                    | 220  | 72.4           | Yes   |              | preterm labor, premature babies   |
| St. Louis University Medical Center | St. Louis, St. Louis, MO    | IDN network, NFP                         | 25  | 35                    | 316  | 92.3           | Yes   |              | allergy and immunology, infectious diseases, School of Public Health, transplantation, cardiology   |
| St. Luke's Hospital                 | Chesterfield, St. Louis, MO | community, NFP                           | 50  | 60                    | 386  | 60.7           | Yes   |              | oncology (radium seed implants and stem cell rescue), obstetrics, pediatrics  |
| St. Mary's Health Center            | St. Louis, St. Louis, MO    | IDN network, NFP                         | 30  | 40                    | 401  | 64.3           | Yes   |              | high-risk prenatal/maternal care, Journeys program for adult children of dysfunctional families, postpartum depression  |
| Vencor Hospital                     | St. Louis, St. Louis, MO    | Vencor, Inc.                             | 25  | 35                    | 60   | 90             | Yes   |              | complex wound mgt., catastrophically ill, mechanical ventilation, dialysis  |
| Allon Memorial Hospital             | Alton, Madison, IL          | BJC Health System, NFP                   | 30  | 35                    | 194  | 40.5           | Yes   |              |   |


6

INSTALLATION WORKSHEET

Scott AFB IL

PURPOSE: To document answer to question: Section 1A(1)(a), (c), (d)  
SOURCE: HQ AMC/SGXP, dated 30 Oct 92, reference US Dept of Commerce News, Washington DC.  
METHOD: Copied From  
CONCLUSION: See attached

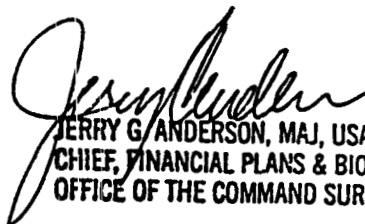
I certify that the above information is accurate and complete to the best of my knowledge and belief.



Preparer: Capt David A. Fleurquim, 375th Medical Group, DSN 576-7392 Date: 1 Jun 94

I certify that the above information is accurate and complete to the best of my knowledge and belief.

MAJCOM Reviewer:



JUN 1994  
JERRY G. ANDERSON, MAJ, USAF, MSC  
CHIEF, FINANCIAL PLANS & BIostatistics  
OFFICE OF THE COMMAND SURGEON

| Name                                  | City, County, State       | Ownership  | Year<br>of<br>Construction<br>MT, | Driving<br>Time<br>from<br>MTF | Beds | Occupancy<br>Rate | JCAHO | Relationship | Unique Features  |
|---------------------------------------|---------------------------|--|-----------------------------------|--------------------------------|------|-------------------|-------|--------------|--|
| Memorial Hospital of Belleville       | Belleville, St. Clair, IL | Protestant Memorial Medical Center, Inc., NFP        | 10                                | 20                             | 346  | 62.9              | Yes   |              | open heart surgery, diagnostic imaging                                       |
| Oliver C. Anderson Hospital           | Maryville, Bond, IL       | SW IL Health Facilities, Inc., NFP                   | 25                                | 35                             | 130  | 41.9              | Yes   |              |  |
| St. Anthony's Health Center           | Alton, Madison, IL        | Sisters of St. Francis of the Martyr St. George, NFP | 30                                | 35                             | 177  | 61.5              | Yes   |              | expanded ICU, laminar flow surgical suite, cholesterol treatment ctr, cancer |
| St. Elizabeth's Hospital-Belleveille  | Belleville, St. Clair, IL | NFP  | 07                                | 15                             | 375  | 66.7              | Yes   |              | sleep/wake disorders, work hardening programs                                |
| St. Elizabeth's Hospital-Granite City | Granite City, Madison, IL | Sisters of Divine Providence, NFP                    | 25                                | 35                             | 305  | 54.9              | Yes   |              |  |
| St. Mary's Hospital-East              | St. Louis, St. Clair, IL  | Ancilla Systems, Inc., NFP                           | 20                                | 30                             | 115  | 76.8              | Yes   |              |  |
| Wood River Township Hospital          | Edwardsville, Madison, IL | township (public), NFP                               | 25                                | 35                             | 134  | 31.6              | Yes   |              | inpatient physical rehab, skilled nursing, hospice                           |

1 "St. Louis Area Hospitals: An Industry's Financial Overview," St. Louis Area Business Health Coalition, April 1994, pg. 16.

2 "1993 Guide to St. Louis Area Hospitals," The Hospital Association of Metropolitan St. Louis.

3 Telephonically requested the information at each facility using the 1993 Guide to St. Louis Area Hospitals.

4 Estimated

7

INSTALLATION WORKSHEET

Scott AFB IL


PURPOSE: To document answer to question: Section 1B(1)(b)

SOURCE: Welcome to Scott Air Force Base, "Home of the 375th Airlift Wing" Welcome Package.

METHOD: Copied pages.

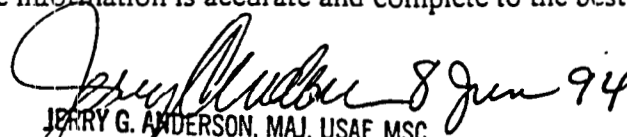
CONCLUSION: A full spectrum of transportation is available in this local area, and there is no adverse (constant) weather conditions. Please see the attached copies for the specific Communities.

I certify that the above information is accurate and complete to the best of my knowledge and belief.

  
Preparer: Capt David A. Fleurquin, 375th Medical Group, DSN 576-7392 Date: 1 Jun 94

I certify that the above information is accurate and complete to the best of my knowledge and belief.

MAJCOM Reviewer:

 8 Jun 94  
JERRY G. ANDERSON, MAJ, USAF, MSC  
CHIEF, FINANCIAL PLANS & BIOSTATISTICS  
OFFICE OF THE COMMAND SURGEON

# C ommunities


## BELLEVILLE

Belleville, county seat of St. Clair County, is located seven miles southwest of Scott AFB and is one of the oldest communities in the St. Louis metropolitan area.

Progressive government, quality education, outstanding health care and community participation continue to attract discerning people who choose to live here. Not just for its close proximity to the metropolitan facilities, but for a more important reason. They come to enjoy that special feeling of belonging, and a feeling of community pride and participation that expands the lives of Belleville families.

Belleville enjoys a steady, healthy growth that leaves barely a twinge of growing pains. Back in 1814, Belleville came into being ... a small community in the very heart of Mid-America.





It was chartered a city in 1814 with a population of 3,500 and grew steadily through the years to more than 42,785 by the 1990 census.

The first railroad built in Illinois was built in Belleville in 1836 and served mines in the area with six miles of roadway to the Mississippi River. The first macadamized road ever constructed in Illinois was built from Belleville to East St. Louis, a distance of 14 miles.

The first circulating library in the state of Illinois was organized in Belleville in 1836. This library has functioned continuously for more than 100 years, giving Belleville the distinction of having the oldest library in Illinois.

The rich farm lands of the Belleville area have consistently throughout the year provided economic stability and today play a vital part in the state, which leads the nation in agricultural exports.

Included in the Belleville school district are 24 public and parochial elementary schools, a private school, two junior high and four high schools. Belleville Area College is a community college with an enrollment of more than 4,000 full-time and 11,500 part-time students.

Belleville has 13 city parks with a total of 93 acres. Citizen's Park in west Belleville is the largest. The community has four private country clubs, 11 movie screens, five golf courses, one public swimming pool, a skating center, and five bowling centers.

An invitation is extended to Belleville residents in a virtual kaleidoscope of cultural enjoyment. Belleville is justly proud of its Philharmonic Society, founded in 1866, and second only to the New York Philharmonic in length of continuous activity. Community concerts and outstanding religious pageantry of the nation's largest outdoor Catholic Shrine, the National Shrine of Our Lady of the Snows, compliment the wide choice of recreational opportunities in and around our community.

## MASCOUTAH

Mascoutah, a community of more than 5,000 residents, is four miles southeast of Scott. This community is probably more directly influenced by Scott than any other nearby town because the base is included in the Mascoutah School District.

The Mascoutah Community Unit School District 19 has an enrollment of more than 3,000 students in kindergarten through 12th grade. Two elementary schools located adjacent to the base and one elementary school in Mascoutah have more than 1,800 students. A junior high and high school make up the bulk of the remaining enrollment. Also, the Holy Childhood of Jesus School offers academic and religious instructions up to the eighth grade.

The community has two parks - Scheme Park and Maple Park. Scheme Park has a swimming pool, several baseball diamonds, two lighted tennis courts and seven family-sized and three larger pavilions. Maple Park is equipped with outdoor basketball facilities and a ball-playing area.

With 21 organizations in town, there is something to suit almost everyone's taste. Organizations range from scouting programs and civic group to women's clubs and conservation groups.

Churches include: Bethel United Methodist Church, First Assembly of God, First Baptist Church, Holy Childhood of Jesus, St. John United Church of Christ, Mascoutah Church of Christ, Zion Lutheran and St. Martin of Tours Lutheran Church.

## O'FALLON

Conveniently located just four miles northwest of the base and situated on Interstate 64, O'Fallon provides quick access to downtown St. Louis (just 15 minutes) and to all the city has to offer in the way of entertainment. Interstate 64 also connects nearby with Interstate 70, Interstate 55, and Interstate 255 for intra-state access.

O'Fallon is recognized as the fastest growing city in Southern Illinois; the population has tripled in the past twenty years. According to the official 1990 census, the population is approximately 16,604.

Outstanding schools are the hallmark of O'Fallon. Every year O'Fallon boasts of several National Merit Scholars and we receive many more than the average appointments to the service academies.

A city supported library containing 20,000 volumes, with access to the entire Lewis and Clark library system's resources holds many award-winning children's programs throughout the year. A new library is now in it's planning stages of construction.

Churches representing every denomination are located in or near O'Fallon.

Several fine parks are located in O'Fallon including a 36 acre community park. Facilities include a swimming pool, basketball and tennis courts, baseball, softball and T ball diamonds, soccer and football fields, along with several outdoor pavilions.

A Community Center is currently under renovation with volunteer community efforts. The projected completion date is spring of 1994.

Sports enthusiasts will find golf, bowling, indoor tennis, fitness facilities, indoor softball, gymnastics, soccer and indoor batting cages, available close by.


You are invited to look at our community, feel the energy and excitement, and then become a part of it. You'll like our "New fashioned progress and old fashioned friendliness."

## FAIRVIEW HEIGHTS

A city incorporated by its residents in 1969, Fairview Heights has grown from 7,500 residents to almost 15,000. Within eight miles of Scott, the community has experienced a phenomenal business growth in the past decade.

A giant indoor shopping mall, St. Clair Square, and more than 300 commercial establishments, including some of the biggest department store names, are now situated where farmlands stood just a few short years ago.

The community has several other shopping centers, six banks, seven motels and more than 50 restaurants.



Fairview Heights has an expanded Longacre Park featuring 1 1/2 mile fitness trail, picnic pavilions, tennis courts, and an outstanding baseball diamond facility that features summer collegiate and American Legion baseball. This park also hosts a Salute to the Masters Art Fair in late September each year. In addition, the city has more than 125 acres of neighborhood parks.

Despite its increasing population and growing area of responsibility, Fairview Heights has maintained one of the most outstanding law enforcement agencies in the state.

You'll find Fairview Heights a unique community offering something for everyone, yet still maintaining its small-town friendliness.

## LEBANON

Lebanon is a quiet, residential community seven miles northeast of Scott AFB. Many of the residents, both military and civilian, work at the base.

Settled in the early 1800's, this town of 3,300 is noted for its old, well-established homes, many of which have been given the St. Clair County Historical Society's Landmark Award. The oldest surviving structure is the Mermaid Inn, built in 1830.

A large portion of the city was designated an historic district and placed on the National Register in 1978. Many antique and specialty shops as well as restaurants in the city reflect the Mid-Victorian architecture and support an unhurried living and shopping atmosphere for the resident and visitor. Downtown St. Louis is only 30 minutes away via I-64 or I-70.

Lebanon is widely known as the site of McKendree College, the oldest college in Illinois, founded in 1828. It is a four-year liberal art institution offering 30 major programs. The campus has old and new buildings among which are eight stately buildings of Federal as well as

Georgian Architecture. "Old Main" and "Bothwell Chapel" have been awarded Landmark plaques.

Lebanon is also the hometown of Craig Virgin, World Cross Country Champion in 1980-81, who is often seen training on town streets.

Recreational facilities in Lebanon include Horner Park and Lake, a bowling alley, public library, the Locust Hills Country Club and Clubhouse, and an 18-hole golf course. The Looking Glass Playhouse Community Theater is very active in town and includes many members from Scott AFB.

HELP for Mom is a preschool/day care center with morning and afternoon sessions. There are 10 churches, doctors, a dentist, optometric center and a chiropractic clinic with acupuncture.

Lebanon School District No. 9 operates three education centers: Lebanon Grade School, Summerfield Grade School and Lebanon High School. The district offers traditional courses and the high school has a comprehensive curriculum. A new ultra-modern high school was built in 1984-85. The student population is small and allows the faculty and staff to know and help each individual, which contributes to its being one of the best schools in the area. The district has a learning-disability program and can accommodate handicapped students.

## COLLINSVILLE

Its motto "Wide open spaces, close to city places," speaks for itself. The hospitality district of Southern Illinois is only minutes from downtown St. Louis, ideally located in the center of all activities and attractions, and is quickly accessible by major highway networks.

The Collinsville Hospitality District offers more than 1,100 rooms creating pleasant surroundings from family economy to sumptuous luxury; 400 seats in 40 restaurants serve cuisine from family style to gourmet fare. All of the support services and conveniences required for

## EAST ST. LOUIS

conventions or tourists in the safety and comfort of a hometown environment are available here. Our hospitality district offers a concentration of the area's finest lodging, dining and entertainment.

Collinsville is best known for the Cahokia Mounds historic site on the World Heritage List. Fairmount Park Race Track provides year-round horse racing, and Gateway Center Illinois' premiere convention center, which meets the needs of groups from 25 to 2,500. Collinsville is also known as the Horseradish Capital of the World. Two-thirds of the world's horseradish is grown here in the American Bottoms. An International Horseradish Festival is held the first Saturday of each May. Additionally, the annual Italian Fest attracts over 70,000 people on the third Friday and Saturday of September who share a fondness for Italian food, entertainment, grape stomps, bocce ball tournament, bike marathon, parades and street dancers. Collinsville is located only 10 miles from downtown St. Louis, 6 miles from Southern Illinois University at Edwardsville, 14 miles from Belleville Area College, and framed by four interstates and four highways including I-64, I-55, I-70, and I-255. Collinsville also boasts state championship teams in basketball, baseball and soccer and a superior school system.

East St. Louis is a city of approximately 55,000 people. It is located at the junction of Interstate 55 and 64, some 15 miles west of Scott, and is directly across the river from downtown St. Louis.

The first bridge erected to span the Mississippi River is still being used today to travel from East St. Louis to the metropolitan St. Louis area. Known as the Eads Bridge, it is one of the best known historical river bridges in the midwest. There is a new spirit in East St. Louis, which began in 1991 when the citizens elected a new mayor (Gordon D. Bush) to reform the city. Many exciting things have happened there in recent months.

In the summer of 1993, Arch Paddle Inc. completed construction on the largest riverboat casino in America, the Casino Queen, which sails several times a day from East St. Louis. The \$30 million enterprise has been a huge economic boom to the city. In addition to bringing 1,000 jobs to the city, it generates more than twice the revenues than those from annual real estate taxes throughout the city.

The Metro-Link Light Rail System connects East St. Louis to St. Louis Lambert Airport via two stations. The system opened in July, 1993. Phase Two will connect East St. Louis to Scott AFB. The president recently signed into law a bill which will further expand the existing Jefferson National Expansion Memorial to the East St.



Louis riverfront. The 100-acre park will also feature a Multi Cultural Ethnic Museum as the federal park is fully developed.

## CAHOKIA

The village of Cahokia, birthplace of the Midwest, had its beginning in May of 1699 with the founding of the Holy Family Mission by priests from Quebec, Canada. The village was incorporated as a municipality under an Illinois State Charter on March 28, 1927.

Cahokia is located in the geographic center of the U.S., along the Mississippi River and across the river from the St. Louis central business district.

It is a growing community of more than 19,000 people. The village contains a wide variety of housing stock among its 6,000 plus units. The diversity of housing covers the full range of housing types, from stately to mobile homes, split foyer to basic subdivision houses, and duplexes to multi-family homes.

Churches of all major denominations are available. Cahokia Unit School District 187 and Catholic parochial schools offer education for children in kindergarten through 12th grade. Higher education is available from Parks College of St. Louis University and an extension center of Belleville Area College located at Cahokia High School.

Cahokia offers several recreation opportunities to its residents. These include the Village Park Olympic size swimming pool, ice skating rink and Cahokia Youth Center which has various activities in-

the summer. The village provides a Summer Youth Program for its children utilizing the local school's facilities.

## NEW BADEN

New Baden is a town of 2,700, is located 5.1 miles east of Scott on Illinois Highway 161 with Interstate 64 at its doorstep. It is about 25 minutes from downtown St. Louis. Many of the residents are employed at the base, and an increasing number of military families are taking up residence in New Baden.

Students from New Baden enroll in Wesclin Community School District No. 33, St. George Elementary Schools for grades one through six, and the recently built New Baden Elementary School handles kindergarten through sixth grade. The Wesclin Junior-Senior High School, located between New Baden and Benton has an enrollment of 650 students.

The school district has a special education learning disability program in the elementary and secondary schools. Recreational and activity centers include the O.W. Billhartz Civic Center which houses the New Baden Public Library, a gymnasium and





eria. The center is open to the public for physical fitness, meetings and social and fund-raising activities.

The 41-acre New Baden Community Park has a swimming pool, tennis courts, ball diamonds, soccer and picnic facilities. New Baden is served by four fine churches: St. George Catholic, New Baden United Methodist, First Baptist of New Baden and the Zion United Church of Christ.

## EDWARDSVILLE

Edwardsville, which is about 20 miles northwest of Scott, had its beginnings in 1805 when Thomas Kirkpatrick, a North Carolinian, came into the Illinois Territory looking for a place to settle. He selected a ridge along a bluff overlooking Cahokia Creek and built a two-room log cabin.

By 1820, Edwardsville was a flourishing prairie town of some 60-70 houses and was the center of government for the area. The town's industry was geared toward agriculture and included saw and carding mills, tanneries, blacksmith shops and brick yards.

Today this town of 14,579 boasts eight public schools, one alternative school, and nine private parochial schools. Lewis and Clark, a two-year vocational school and Belleville Area College classes are available, as well as the four-year Southern Illinois University.

There are 41 churches, offering every denomination. Four major shopping areas, including Cottonwood Mall, provide residents with plenty of choices for purchasing any number of goods.

Edwardsville has two public golf courses - Oak Brook and Fox Creek and a recently renovated YMCA with a very strong program for far and singles.



## TROY

Troy is one of the oldest communities in Madison County, having been entered in the U.S. Land Office in 1814. Troy's growth started in the second half of the 19th century upon the arrival of a stage coach route running through Troy. The stage coach line was eventually replaced by St. Louis and Vandalia Railroad. However, Troy's biggest growth red between 1970 and 1980 due to the latest development in land portation, the interstate highway.

Troy is one of those fortunate cities located at the crossroads of two interstate highways: I-55 and I-70. Troy's location has been right in the path of America's transportation routes.

Today Troy's setting is one of the most unique in the St. Louis metro area. It is only 20 minutes to all the big city attractions—professional sports, theaters, museums, fine restaurants, etc., but the town itself retains its small town atmosphere. Troy offers affordable homes in every

price range, from a neat two-bedroom home in downtown Troy to a five-bedroom home on a lake front lot; or if you prefer privacy, Troy has many homes on tracts of various sizes.

Troy is located 12 miles north of the main gate of Scott Air Force Base. The commute to Scott is a very pleasant one with no traffic problems.

The Triad School District consists of grade schools, junior and senior high, with bus service to outlying areas, offering a complete curriculum, including industrial arts and agricultural programs, with all major sports. The town park offers lighted softball, baseball and soccer fields; lighted tennis courts and a fishing lake is also available. It is the home of Troy Soccer League, boys and girls baseball and softball. Almost every group and activity are available in Troy for both young and old. A Senior Citizens' Center was completed in 1980 with a complete program, including noon day lunches.



## ST. LOUIS

"GATEWAY TO THE WEST." St. Louis, the largest city in Missouri, is located on the bank of the Mississippi River, just below its confluence with the Missouri River. It's the center of a vast metropolitan area with a population of approximately 2.5 million people.

Because of its historic role in the nation's westward expansion, St. Louis is known as the Gateway to the West. Commemorating this role is the 630-foot stainless steel Gateway Arch, the nation's tallest man-made monument. The arch joins the Old Cathedral and the Old Courthouse as part of the 85-acre Jefferson National Expansion Memorial.



The city's rich cultural heritage can be traced to the picturesque Old World custom and traditions of the early settlers. Plays and operas were performed here by professional casts as early as 1837. The St. Louis Symphony, founded in 1880, the second oldest symphony in the nation; the St. Louis Philharmonic Orchestra; the St. Louis Opera Theatre, listed as the best regional opera company in the country, and many other fine organizations contribute to the area's cultural life.

The nationally-known St. Louis Municipal Opera performs during the summer at a 12,000-seat outdoor theater in Forest Park. The City Art Museum, St. Louis Science Center, and the internationally known St. Louis Zoo are also a part of Forest Park. Built on the site of the 1904 World's Fair, Forest Park is one of the largest urban parks in the nation.

Busch Memorial Stadium is home to the St. Louis Cardinals. The stadium is named for the owners of the Anheuser-Busch Brewery, which has its headquarters here. St. Louis is also the home of several other giant corporations' headquarters, including McDonnell Douglas Corp., General Dynamics Corp., Ralston Purina Corp., Monsanto Co., and Southwestern Bell Corp.

St. Louis ranks as the third largest rail hub, second largest port on inland waterways, and has the nation's sixth busiest airport.

A downtown mall, the St. Louis Centre, a redeveloped train station, Union Station, an historic market and ever-changing riverfront offer a great array of shopping, dining and entertainment. New and renovated hotels vie for increasing convention and tourism business.



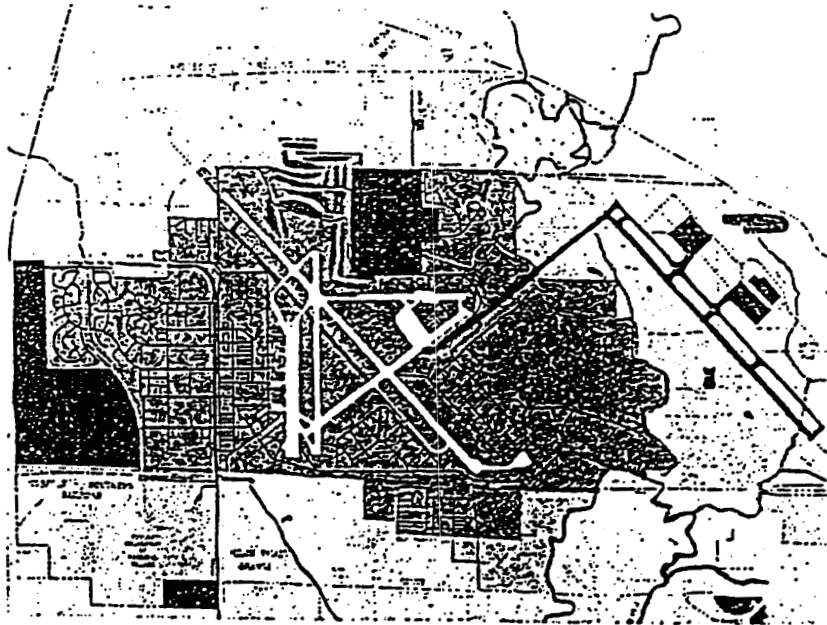
# LOOKING FORWARD

Scott's future is bright as the base continues to expand.

Construction is underway on a joint use airport for St. Clair County. The \$130 million project is scheduled to be completed in 1997. As part of the project, the Cardinal Creek housing area will be relocated on the Southeast end of the base.

Voters in the county recently approved plans to extend the St. Louis light rail Metrolink to the Scott joint use airport. When the system is completed, Metrolink will offer convenient transportation from Scott AFB to Lambert International Airport in St. Louis, with stops in between the greater St. Louis area.

Other improvements on the base continue, with the addition of a new dining facility, additional dormitories, a new maintenance facility, and a new child care center. These projects will improve the quality of life for Scott personnel.



ORANGE-  
YELLOW-

RED-

SCOTT TODAY  
PROPERTY TO BE ACQUIRED BY ST. CLAIR  
COUNTY FOR JOINT USE  
PROPOSED CONSTRUCTION



INSTALLATION WORKSHEET

Scott AFB IL

PURPOSE: To document answer to question: Section 1B(2)(a)

SOURCE: Ms Mary Jane King, Missouri Department of Health, Division of Health Resources, (314) 751-6279

METHOD: Answer was extracted from source data files.


CONCLUSION: The number of physicians in the Missouri portion of our catchment area is 5793, the number of physicians in Illinois is 829. Speciality mix in Illinois is not available. See attached worksheet.

I certify that the above information is accurate and complete to the best of my knowledge and belief.

  
Preparer: Capt David A. Fleurquin, 375th Medical Group, DSN 576-7392 Date: 1 Jun 94

I certify that the above information is accurate and complete to the best of my knowledge and belief.

MAJCOM Reviewer:

  
JERRY G. ANDERSON, MAJ, USAF, MSC  
CHIEF, FINANCIAL PLANS & BIostatISTICS  
OFFICE OF THE COMMAND SURGEON

... your service Group for MTFs and GME Data Call. Complete as specified. If you use a source other than identified in the questions, state your source and rationale.

28a

(b) Discuss the availability of public transportation, or other issues, such as geographical barriers, or weather conditions.

(2) Catchment Area Civilian Providers.

(a) Complete the following table for the civilian providers that are currently practicing within your 40 mile catchment area. If you are compelled to use another boundary, please define the geographical region and the reason for its use.

MISSOURI

| PROVIDER TYPE:                       | AS OF 30 SEP 94 |
|--------------------------------------|-----------------|
| PRIMARY CARE <sup>1</sup>            | 2175            |
| GENERAL AND FAMILY PRACTITIONERS     | 339             |
| INTERNAL MEDICINE                    | 1044            |
| PEDIATRICS (INCLUDE PED SPECIALTIES) | 499             |
| OBSTETRICS AND GYNECOLOGY            | 343             |
| PHYSICIAN EXTENDERS <sup>2</sup>     | 316             |
| SPECIALTY CARE <sup>3</sup>          | 3302            |

5993

<sup>1</sup> Includes general practitioners, family practice, internal medicine, general pediatrics, pediatric subspecialties, and obstetrics/gynecology.

<sup>2</sup> Includes physician assistants and nurse practitioners.

<sup>3</sup> All other physician providers not included in the primary care category. (Please indicate the SOURCE of your information, and date.)

(b) Discuss the availability/accessibility of civilian providers, especially for key services required of the MTF population (e.g., obstetrics/gynecology). That is, while there may be an adequate number of PCPs in the community, are they able to accommodate increased workload in needed specialty areas should the MTF cease inpatient operations (e.g., accepting new patients, waiting times for routine and follow up appointments, etc.)?

(c) Are there any specialties in your area that do not accept CHAMPUS assignment (list by specialty)? If so, do these providers balance-bill CHAMPUS patients?

INSTALLATION WORKSHEET

Scott AFB IL

PURPOSE: To document answer to question: Section 1B(2)(b)

SOURCE: <sup>M</sup> Mary Jane King, Missouri Department of Health, Division of Health Resources

METHOD: Source Data Files

CONCLUSION: Based on the number of providers outlined in 1B(2)(a), and without having surveyed all local providers, we are aware of only family practice as having reduced availability/accessibility.

I certify that the above information is accurate and complete to the best of my knowledge and belief.

*David A. Fleurquin*

Preparer: Capt David A. Fleurquin, 375th Medical Group, DSN 576-7392 Date: 1 Jun 94

I certify that the above information is accurate and complete to the best of my knowledge and belief.

MAJCOM Reviewer

*Jerry G. Anderson 8 Jun 94*  
JERRY G. ANDERSON, MAJ, USAF, MSC  
CHIEF, FINANCIAL PLANS & BIostatISTICS  
OFFICE OF THE COMMAND SURGEON

# INSTALLATION WORKSHEET

Scott AFB IL


PURPOSE: To document answer to question: Section 3D

SOURCE: HQ AMC/SGX and OPLAN 160-87, 1 Jan 94

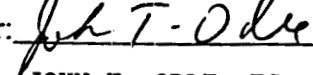
METHOD: Copied from the OPLAN 160-87, 1 Jan 94 and HQ AMC/SGX Letter Attached.

CONCLUSION: Expansion Beds - 348  
Expansion 1st Aeromedical Staging Facility - 250 beds  
Expansion Minimal Care Facility (Base dormitory) - 200 beds

I certify that the above information is accurate and complete to the best of my knowledge and belief.

  
Preparer: Capt David A. Fleurquin, 375th Medical Group, DSN 576-7392 Date: 1 Jun 94

I certify that the above information is accurate and complete to the best of my knowledge and belief.

MAJCOM Reviewer:  Date: 10 Jun 94  
JOHN T. ODLE, TSgt, USAF  
HQ AMC/SGXP DSN576-2205

201 bed  
f. Activate, occupy, and manage a 200 bed Minimal Care facility (Bldg 1911).

g. Function as a Casualty Reception Center (Aero Medical Evacuation Hub) for admission of casualties to the facility or dispersion to the VAMC or NDMS participating hospitals in the St Louis region.

h. Reduce or eliminate non-active duty outpatient services (e.g., Pediatrics, Family Practice, OB/GYN) to focus on treatment of military wartime casualties.

This plan provides the reader the basics for what will occur during a contingency operation. An organized approach to meeting the wartime mission is essential.

#### 4. ASSUMPTIONS:

a. All assigned personnel, less those mobilized, are available and trained in their respective specialities. All supplies are on hand in accordance with (IAW) applicable tables of allowances.

b. Augmentation and backfill personnel will meet operational needs. Appropriate units will be assigned to meet our wartime mission [ANNEX A (Base Mission Support); ANNEX J (Deployment)].

c. Patient treatment will be restricted to active duty military members only. All non-active duty personnel will be discharged/transferred IAW Annex B (Patient Dispersion). The VAMC and/or civilian hospitals will accept military casualties through activation and operation of the NDMS (ANNEX D).

d. Casualties can be expected as outlined in USAF WMP 1, Annex . The base population will fluctuate depending on the nature of the contingency.

e. Other assumptions will be included in each annex, if

5. MISSION: The mission of 375th Medical Group Scott is to ensure maximum wartime readiness by developing and operating a comprehensive, community-based health care system that maintains the health and morale of Air Force members, their families and other beneficiaries. During contingencies, health care resources must expand rapidly to provide medical support for Air Force operations worldwide. Mobilization/Deployment are key to this mission. The medical center is tasked:

a. To deploy medical personnel as directed by headquarters. Unit Type Codes UTCs which may deploy are FFEB10, FFER20, FFGK20, FFGK40, FFGKF0, FFQC10, FFQC1, and FFQC2. Total deploying personnel are in excess of 300.

b. To provide medical treatment support to active duty and authorized DOD employees in support of the wartime mission.

c. To terminate medical care for all non-active duty personnel except as required to perform the deployment mission.

d. To divest the medical center of all non-active duty inpatients either through discharge or transfer to local civilian hospitals.

e. To expand the inpatient bed compliment to <sup>348 (see letter)</sup> 391 operational beds.

f. To establish a 200 bed minimal care facility (recuperative care) for those patients no longer requiring critical care beds, but whose physical condition precludes transfer to a VA hospital (long-term patients), or placement on convalescent leave. Location of the minimal care facility is Bldg 1911, Dormitory Bldg.

g. To serve as the NDMS Federal Coordinating Center for the St. Louis region.

h. To establish six (6) operating rooms staffed 7-day/week, 12 hours per day.

i. To establish and operate a Blood Donor Center (BDC) within 72 hours. The BDC must have a capability to draw a minimum of twenty (20) units of blood per day surging to 100 units of blood per day when directed. 375th Medical Group Scott has the capability to draw and process blood for a thirty day period with available supplies. This blood can be used in support of disaster operations when deemed necessary by the medical center commander and approved by HQ AMC/SG.

j. To operate on a 72 hour workweek (each individual is scheduled to work 6 days a week x 12 hours a day during wartime surge). This workweek is at the discretion of the medical center commander. It may decrease to a 60 hour workweek during wartime emergency (WMP-2, Annex Z).

k. To maintain War Reserve Materiel (WRM). WRM codes B (Biological Warfare/Chemical Warfare Defense Agents), C (Blood Donor Center), U (Prophylaxis), S (ASF Expansion) and W (Medical Wartime Red Expansion).

l. To support mobility by operating an immunization station during wing (MPU) processing, pulling and staging medical records, and providing other related support as required by applicable OPlans.

~~OPERATIONS~~

a. Pre-deployment preparations:

(1) Individual folders on each mobility position are maintained by SGAX for medical group personnel. These folders contain:

- (a) Notification of selection for mobility
- (b) Mobility orientation briefing
- (c) Individual Requirements Checklist
- (d) AF Form 245 - Employment Locator and Processing Checklist

(e) DD Form 1934-Geneva Convention Card

(f) AF Form 52 - Chemical and Weapons Training Data

(g) AF Form 103 - Readiness Training Data

(h) ID Tag - All individuals assigned to mobility positions are responsible for knowing mobility requirements and maintaining accuracy and currency of their folders at all times.

(2) All deploying personnel will receive a medical intelligence briefing on their deployment location during the execution phase of mobility. The Medical Intelligence Officer (MIO) provides the briefing.

(3) All personnel will receive annual briefings on unclassified topics such as the echelons of care concept, pre-deployment planning, the Geneva Convention, etc. Mobility related training will be provided during Continuing Medical Readiness Training (CMRT). Training will ensure all personnel are familiar with the wartime mission and deployment.



DEPARTMENT OF THE AIR FORCE  
HEADQUARTERS AIR MOBILITY COMMAND (AMC)

19 Apr 94

MEMORANDUM FOR 375 Medical Group/SGAX

FROM: HQ AMC/SGXP  
502 Scott Drive Room 226  
Scott AFB IL 62225-5319

SUBJECT: DOC Statement Change

1. We have reviewed your request for modification of your bed expansion tasking from 391 beds down to 348 beds. Your request is approved.
2. This change may be incorporated into your planning documents immediately.
3. This change will be formally incorporated into the next revision of your Designed Operational Capability Statement.
4. Please direct questions to MSgt Hanzlik, DSN 576-2205.

A handwritten signature in black ink, appearing to read "Thomas J. Scripture", written over a circular stamp or seal.

THOMAS J. SCRIPTURE  
Lt Col, USAF, MSC  
Chief, AE and Medical Plans Branch  
Office of the Command Surgeon

cc:  
HQ USAF/SGHR

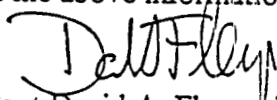


INSTALLATION WORKSHEET

Scott AFB IL

PURPOSE To document answer to question: Section 3C  
SOURCE: Listing of Fixed Medical Treatment Facilities from HQ USAF/SGHM  
METHOD: Taken from the above source.  
CONCLUSION: 95 peacetime operational beds.


I certify that the above information is accurate and complete to the best of my knowledge and belief.



Preparer: Capt David A. Fleurquin, 375th Medical Group, DSN 576-7392 Date: 1 Jun 94

I certify that the above information is accurate and complete to the best of my knowledge and belief.

MAJCOM Reviewer



JERRY G. ANDERSON, MAJ, USAF, MSC  
CHIEF, FINANCIAL PLANS & BIostatISTICS  
OFFICE OF THE COMMAND SURGEON

USAF FIXED MEDICAL TREATMENT FACILITIES

Jan 94

| Base/Location   | ST/<br>CO | ZIP/APO    | Rgn | Medical Unit Designation | MAJ<br>CMD | Op/T<br>Beds | +/- | MTF<br>Code |
|---|-----------|------------|-----|--------------------------|------------|--------------|-----|-------------|
| FACILITIES IN CONTINENTAL UNITED STATES<br>(DOD REGIONS 1-11) |           |            |     |                          |            |              |     |             |
| Offutt AFB  | NE        | 68113-5300 | 8   | 55th Medical Group       | ACC        | 50           |     | 3151        |
| Patrick AFB   | FL        | 32925-5300 | 3   | 45th Medical Group       | SPACE      | 15           |     | 1256        |
| Peterson AFB  | CO        | 80914-5300 | 8   | 21st Medical Group       | SPACE      |              |     | 0860        |
| Plattsburgh AFB   | NY        | 12903-5300 | 1   | 380th Medical Group      | AMC        | 7            | 2   | 3663        |
| Pope AFB  | NC        | 28308-5300 | 2   | 23rd Medical Squadron    | ACC        |              |     | 3752        |
| Randolph AFB  | TX        | 78150-5300 | 6   | 12th Medical Group       | AETC       |              |     | 4868        |
| Reese AFB   | TX        | 79489-5300 | 6   | 64th Medical Group       | AETC       | 4            |     | 4869        |
| Robins AFB  | GA        | 31098-5300 | 3   | 653rd Medical Group      | AFMC       | 15           |     | 1356        |
| Scott AFB   | IL        | 62225-5300 | 5   | 375th Medical Group      | AMC        | 95           | -25 | 1756        |
| Seymour Johnson AFB   | NC        | 27531-5300 | 2   | 4th Medical Group        | ACC        | 15           |     | 3753        |
| Shaw AFB  | SC        | 29152-5300 | 3   | 20th Medical Group       | ACC        | 25           | -5  | 4552        |
| Sheppard AFB  | TX        | 76311-5300 | 6   | 82nd Medical Group       | AETC       | 80           | -10 | 4871        |
| Tinker AFB  | OK        | 73145-5300 | 6   | 654th Medical Group      | AFMC       | 25           | 10  | 4052        |
| Travis AFB  | CA        | 94535-1800 | 10  | 60th Medical Group       | AMC        | 195          | -30 | 0664        |
| Tyndall AFB   | FL        | 32403-5300 | 4   | 325th Medical Group      | AETC       | 25           |     | 1258        |
| USAF Academy  | CO        | 80840-5300 | 8   | 54th Medical Group       | USAFA      | 55           |     | 0857        |
| Vance AFB   | OK        | 73705-5300 | 6   | 71st Medical Squadron    | AETC       |              |     | 4053        |
| Vandenberg AFB  | CA        | 93437-5300 | 9   | 30th Medical Group       | SPACE      | 20           |     | 0670        |
| Whiteman AFB  | MO        | 65305-5300 | 8   | 509th Medical Group      | ACC        | 15           |     | 2954        |
| Wright-Patterson AFB  | OH        | 45433-5300 | 15  | 645th Medical Group      | AFMC       | 160          | -45 | 3954        |

\* INDICATES BASE CLOSURE/REALIGNMENT

USAF FIXED MEDIC TMENT FACILITIES

n 94

| Base/Location | ST/<br>CO | ZIP/APO | Rgn | Medical Unit Designation | MAJ<br>CMD | Op/T<br>Beds | +/- | MTF<br>Code |
|---------------|-----------|---------|-----|--------------------------|------------|--------------|-----|-------------|
|---------------|-----------|---------|-----|--------------------------|------------|--------------|-----|-------------|

FACILITIES IN CONTINENTAL UNITED STATES  
(DOD REGIONS 1-11)

|              |    |            |    |                                 |      |       |  |  |
|--------------|----|------------|----|---------------------------------|------|-------|--|--|
| Andrews AFB  | MD | 20331-5300 | 1  | 10th Aeromedical Staging Flight | AMC  | T/75  |  |  |
| Keesler AFB  | MS | 39534-5300 | 4  | 6th Aeromedical Staging Flight  | AETC | T/50  |  |  |
| Lackland AFB | TX | 78236-5300 | 6  | 4th Aeromedical Staging Flight  | AETC | T/50  |  |  |
| Scott AFB    | IL | 62225-5300 | 5  | 1st Aeromedical Staging Flight  | AMC  | T/100 |  |  |
| Travis AFB   | CA | 94535-5300 | 10 | 2nd Aeromedical Staging Flight  | AMC  | T/55  |  |  |

CONUS Facilities deleted from  
last list -

Clinics - Chanute/Myrtle Beach  
Lackland Annex/Norton/Williams/Wurtsmith  
Hospitals - Bergstrom(15)/Carswell(60)  
Homestead(40)

CONUS RECAPITULATION

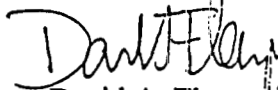
|                                    |       |      |
|------------------------------------|-------|------|
| 53 - Hospitals and Medical Centers | 2569  | -697 |
| 16 - Clinics                       |       |      |
| 5 - Aeromedical Staging Flights    | T/330 |      |

INSTALLATION WORKSHEET

Scott AFB IL

PURPOSE: To document answer to question: Section 1E(2)(c)  
SOURCE: Managed Care Department, 375TH Medical Group (Ms Kay Pruitt)  
METHOD: Called their office at extension 618-256-7699  
CONCLUSION: CHAMPUS assignment is an individual provider preference. There are not specialities that are not covered in our area by one or more providers, however, if a patient is sent to a provider that does not accept CHAMPUS, the patient is balance billed.


I certify that the above information is accurate and complete to the best of my knowledge and belief.



Preparer: Capt David A. Fleurquin, 375th Medical Group, DSN 576-7392 Date: 1 Jun 94

I certify that the above information is accurate and complete to the best of my knowledge and belief.

MAJCOM Reviewer



JERRY G. ANDERSON, MAJ, USAF, MSC  
CHIEF, FINANCIAL PLANS & BIOSTATISTICS  
OFFICE OF THE COMMAND SURGEON

# REVISED - 13 Jun 94

## INSTALLATION WORKSHEET

Scott AFB IL

PURPOSE: To document answer to question: Section 2A

SOURCE: Brac 95 Joint Cross Service Group (Medical) Data Call, instructions.

METHOD: Per the Brac 95 instruction sheet this section was completed by the Medical Facilities Management Office, 375TH MG/SGG.

CONCLUSION: See attached worksheet.

I certify that the above information is accurate and complete to the best of my knowledge and belief.

Preparer: Capt David A. Fleurquin, 375th Medical Group, DSN 576-7392 Date: 13 Jun 94

I certify that the above information is accurate and complete to the best of my knowledge and belief.

MAJCOM Reviewer: Stuart R Cowles Date: 13 JUN 94

<sup>MAJ</sup>  
 Stuart R Cowles, ~~CAPT~~ USAF, MSC  
 Chief, Med Log & FAC MGMT  
 Office of the Command Surgeon



# REVISED - 13 Jun 94

## INSTALLATION WORKSHEET

Scott AFB IL

PURPOSE: To document answer to question: Section 2 B

SOURCE: Brac 95 Joint Cross Service Group (Medical) Data Call, instructions

METHOD: Per the Brac 95 instruction sheet this section was completed by the Medical Facilities Management Office, 375TH MG/SGG.

CONCLUSION: See attached.

I certify that the above information is accurate and complete to the best of my knowledge and belief.

Preparer: Capt David A. Fleurquin, 375th Medical Group, DSN 576-7392 Date: 13 Jun 94

I certify that the above information is accurate and complete to the best of my knowledge and belief.

MAJCOM Reviewer: Stuart R Cowles Date: 13 JUN 94

Stuart R Cowles <sup>MAJ</sup> ~~CAPT~~, USAF, MSC  
 Chief, Med Log & FAC MGMT  
 Office of the Command Surgeon

BRAC 95 Joint Cross-Service Group for AF and GME Data Call. **REVISED 13 Jun 94** Complete as specified. If you use a source other than identified in the questions, state your source and rationale.

*566*

Overall Assessment of Base Medical Facilities

Prepared by: Delores I Huckaby Phone #: 256-5110 Date: 5-26-94

MAJCOM: AMC Base: Scott AFB, IL

Organization: 375 Medical Group

Total Gross Square Feet of Base Medical Facilities: 372,488

JCAHO Life Safety Management Score: 331 Date of JCAHO Survey: 2-3 August 1993

*see attach*

Overall Facility Condition Assessment

| Function/System             | % Adequate          | % Substandard       | % Inadequate         |
|-----------------------------|---------------------|---------------------|----------------------|
| 1) Parking                  | 50% <sup>90</sup> ✓ | — ✓                 | ✓ 50% <sup>90</sup>  |
| 2) Administration           | 50% <sup>90</sup> ✓ | — ✓                 | ✓ 50% <sup>90</sup>  |
| 3) Central Sterile Services | 25% <sup>90</sup> ✓ | — ✓                 | ✓ 75% <sup>90</sup>  |
| 4) Dental                   | 75% <sup>90</sup> ✓ | — ✓                 | ✓ 25% <sup>90</sup>  |
| 5) Emergency Services       | — ✓                 | — ✓                 | ✓ 100% <sup>90</sup> |
| 6) Food Services            | 50% <sup>90</sup> ✓ | — ✓                 | ✓ 50% <sup>90</sup>  |
| 7) Laboratories             | — ✓                 | — ✓                 | ✓ 100% <sup>90</sup> |
| 8) Logistics                | — ✓                 | — ✓                 | ✓ 100% <sup>90</sup> |
| 9) Inpatient Nursing Units  | 25% <sup>90</sup> ✓ | — ✓                 | ✓ 75% <sup>90</sup>  |
| 10) Labor/Delivery/Nursery  | 25% <sup>90</sup> ✓ | — ✓                 | ✓ 75% <sup>90</sup>  |
| 11) Outpatient Clinic       | 25% <sup>90</sup> ✓ | — ✓                 | ✓ 75% <sup>90</sup>  |
| 12) Pharmacy                | 50% <sup>90</sup> ✓ | * — ✓               | * — ✓                |
| 13) Radiology               | 25% <sup>90</sup> ✓ | — ✓                 | ✓ 75% <sup>90</sup>  |
| 14) Surgical Suite          | — ✓                 | 25% <sup>90</sup> ✓ | ✓ 75% <sup>90</sup>  |
| 15) Building Systems        |                     |                     |                      |
| a) Structural/Seismic:      | — ✓                 | — ✓                 | ✓ 100% <sup>90</sup> |
| b) HVAC:                    | — ✓                 | — ✓                 | ✓ 100% <sup>90</sup> |
| c) Plumbing:                | — ✓                 | — ✓                 | ✓ 100% <sup>90</sup> |
| d) Electrical Service:      | — ✓                 | — ✓                 | ✓ 100% <sup>90</sup> |
| e) Electrical Distribution: | — ✓                 | — ✓                 | ✓ 100% <sup>90</sup> |
| f) Emergency Power:         | — ✓                 | — ✓                 | ✓ 100% <sup>90</sup> |

\* The other 50% was not included for this element. Correcting it to include would decrease the raw data of 39.2 by approximately 1/4 of a point & therefore would not change the mean score of 4. Per CAPT O'Brien AFSS 000104-5554

**REVISED - 13 Jun 94**

*Delores Huckaby 11/9/94*



## AIR STAFF CORRECTION WORKSHEET

**PURPOSE:** To provide corrected answer to question 2B of the Medical Data Call, Scott AFB.

**SOURCE:** JCAHO survey reports maintained in the Air Force Surgeon General office (SGPC).

**METHOD:** Compared information provided by the facility to reports on file in SGPC. Determined the facility did not report the latest JCAHO Life Safety Score.

**CONCLUSION:** JCAHO Life Safety Score is 1.

**MAJCOM CONCURS:** Maj Cowles, HQ AMC/SGA<sup>P</sup>

**BASE CONCURS.**

I certify that the above information is accurate and complete to the best of my knowledge and belief.

**AIR STAFF REVIEWER:**

*Laura E. DuMez*

DATE: 2 Aug 94

Laura E. DuMez, CMSgt, USAF  
Medical Manpower Division  
Dir of Medical Programs and Resources  
Office of the AF Surgeon General

INSTALLATION WORKSHEET

Scott AFB IL

PURPOSE: To document answer to question: Section 3. A

SOURCE: Air Mobility Commander Base Plan, Tab No. C-1, Master Planning Directive Scott AFB 71-8

METHOD: Measure.

CONCLUSION: Scott AFB, Illinois is "home" to the 375th Airlift Wing and bases (10) C9-A Aircraft. 0.5 miles is the distance from the Emergency Department to the Runway.

I certify that the above information is accurate and complete to the best of my knowledge and belief.

Preparer: Capt David A. Fleurquin, 375th Medical Group, DSN 576-7392 Date: 1 Jun 94

I certify that the above information is accurate and complete to the best of my knowledge and belief.

MAJCOM Reviewer: John T. Odle

Date: 10 Jun 94

JOHN T. ODLE, TSgt, USAF  
HQ AMC/SGXP DSN 576-2205

INSTALLATION WORKSHEET


Scott AFB IL

PURPOSE: To document answer to question: Section 3B  
SOURCE: OPLAN 160-87 Contingency Support Plan , 1 Jan 94  
METHOD: Copied from the source document.  
CONCLUSION: See attached 3 pages taken from the Contingency Support Plan.

I certify that the above information is accurate and complete to the best of my knowledge and belief.

  
Preparer: Capt David A. Fleurquin, 375th Medical Group, DSN 576-7392 Date: 1 Jun 94

I certify that the above information is accurate and complete to the best of my knowledge and belief.

MAJCOM Reviewer:  Date: 10 Jun 94  
JOHN T. ODLE, TSgt, USAF  
HQ AMC/SGXP DSN 576-2205

**AIR STAFF CORRECTION WORKSHEET**

**PURPOSE:** To provide corrected answer to Question Number 3B, Scott AFB Questionnaire

**SOURCE:** Designed Operational Capability (DOC) Statement; FY 96-01 Defense Health Program (DHP) Objective Memorandum (POM) Preparation Instructions; AMC/SGXP Ltr, dated 19 Apr 94, DOC Statement Change

**METHOD:** Review DOC statement and DHP POM guidance; validate with the MAJCOM readiness point of contact

**CONCLUSION:**

(1) Scott has statements that they will terminate medical care for all non-active duty personnel except as required to perform the deployed mission, and divest the medical center of all non-active duty inpatients through either discharge or transfer to local civilian hospitals. These statements should not be included as part of their unique missions. FY 96-01 Medical Program Guidance states the Services will provide health care to all eligible beneficiaries during any contingency operation. Some levels of service may be temporarily degraded until adequate backfill arrives at a facility.

(2) Scott is a designated Casualty Reception Hospital; however, they expand to 348 beds, not to 391 beds.

**MAJCOM CONCURS:** MSgt Dave Hanzlik, AMC/SGXP, DSN 576-2205

**BASE CONCURS**

I certify that the above information is accurate and complete to the best of my knowledge and belief.

/s/

**AIR STAFF REVIEWER:** MICHAEL S. JONES, Major, USAF, MSC DATE: 21 June 1994  
Medical Plans & Operations Manager  
Medical Readiness Division  
Directorate, Medical Programs & Resources  
Office of the Surgeon General

f. Activate, occupy, and manage a 200 bed Minimal Care Facility (Bldg 1911).

g. Function as a Casualty Reception Center (Aero-medical Evacuation Hub) for admission of casualties to the facility or dispersion to the VAMC or NDMS participating hospitals in the St Louis region.

h. Reduce or eliminate non-active duty outpatient services (e.g., Pediatrics, Family Practice, OB/GYN) to focus on treatment of military wartime casualties. This plan provides the reader the basics for what will occur during a contingency operation. An organized approach to meeting the wartime mission is essential.

#### 4. ASSUMPTIONS:

a. All assigned personnel, less those mobilized, are available and trained in their respective specialities. All supplies are on hand in accordance with (IAW) applicable tables of allowances.

b. Augmentation and backfill personnel will meet operational needs. Appropriate AF's will be assigned to meet our wartime mission [ANNEX A (Base Mission Support); ANNEX J (Deployment)].

c. Patient treatment will be restricted to active duty military members only. All non-active duty personnel will be discharged/transferred IAW Annex B (Patient Dispersion). The VAMC and/or civilian hospitals will accept military casualties through activation and operation of the NDMS (ANNEX D).

d. Casualties can be expected as outlined in USAF WMP 1, Annex . The base population will fluctuate depending on the nature of the contingency.

e. Other assumptions will be included in each annex, if

5. MISSION: The mission of 375th Medical Group Scott is to ensure maximum wartime readiness by developing and operating a comprehensive, community-based health care system that maintains the health and morale of Air Force members, their families and other beneficiaries. During contingencies, health care resources must expand rapidly to provide medical support for Air Force operations worldwide. Mobilization/Deployment are key to this mission. The medical center is tasked:

a. To deploy medical personnel as directed by headquarters. Unit Type Codes UTCs which may deploy are FFER10, FFER20, FFGK20, FFGK40, FFGKF0, FFQC10, FFQC1, and FFQC2. Total deploying personnel are in excess of 300.

b. To provide medical treatment support to active duty and authorized DOD employees in support of the wartime mission.

c. To terminate medical care for all non-active duty personnel except as required to perform the deployment mission.

d. To divest the medical center of all non-active duty inpatients either through discharge or transfer to local civilian hospitals.

e. To expand the inpatient bed compliment to <sup>348 (see letter)</sup> 351 operational beds.

f. To establish a 200 bed minimal care facility (recuperative care) for those patients no longer requiring critical care beds, but whose physical condition precludes transfer to a VA hospital (long-term patients), or placement on convalescent leave. Location of the minimal care facility is Bldg 1911, Dormitory Bldg.

g. To serve as the NDMS Federal Coordinating Center for the St. Louis region.

h. To establish six (6) operating rooms staffed 7-day/week, 12 hours per day.

i. To establish and operate a Blood Donor Center (BDC) within 72 hours. The BDC must have a capability to draw a minimum of twenty (20) units of blood per day surging to 100 units of blood per day when directed. 375th Medical Group Scott has the capability to draw and process blood for a thirty day period with available supplies. This blood can be used in support of disaster operations when deemed necessary by the medical center commander and approved by HQ AMC/SG.

j. To operate on a 72 hour workweek (each individual is scheduled to work 6 days a week x 12 hours a day during wartime surge). This workweek is at the discretion of the medical center commander. It may decrease to a 60 hour workweek during wartime emergency (WMP-2, Annex Z).

INSTALLATION WORKSHEET

Scott AFB IL

PURPOSE: To document answer to question: Section 4 B e 4C  
SOURCE: Brac 95 Joint Cross Service Group (Medical) Data Call, instructions.  
METHOD: Per the Brac 95 instruction sheet, this section was completed by the Medical Resource Management Office using the methods on pages 10-16.  
CONCLUSION: See attached worksheet

I certify that the above information is accurate and complete to the best of my knowledge and belief.

*David Fleurquin*  
Preparer: Capt David A. Fleurquin, 375th Medical Group, DSN 576-7392 Date: 1 Jun 94

I certify that the above information is accurate and complete to the best of my knowledge and belief.

MAJCOM Review:

*Jerry G. Anderson* 8 Jun 94  
JERRY G. ANDERSON, MAJ, USAF, MSC  
CHIEF, FINANCIAL PLANS & BIostatISTICS  
OFFICE OF THE COMMAND SURGEON

## AIR STAFF CORRECTION WORKSHEET

**PURPOSE:** To provide corrected answer to question 4 of the Medical Data Call, Scott AFB.

**SOURCE:** Air Staff calculation using methodology provided in Data Call.

**METHOD:** During the course of completing this Data Call, MAJCOMs and facilities asked for clarification on terminology and sources cited in the questionnaire. After reviewing the inputs, we determined that there was too much room for misinterpretation and errors. To ensure consistency in the data, the Air Staff calculated MTF cost for each facility using consistent sources and methodology. This Air Staff determined result will be used for the Joint Group process.

**CONCLUSION:** MTF cost for Scott AFB is \$4961.23.

**MAJCOM CONCURS:** Barbara Clark, HQ AMC/SGAR.

**BASE CONCURS.**

I certify that the above information is accurate and complete to the best of my knowledge and belief.

**AIR STAFF REVIEWER:**

*Laura E. DuMez*

**DATE:** 27 Jun 94

Laura E. DuMez, CMSgt, USAF  
Medical Manpower Division  
Dir of Medical Programs and Resources  
Office of the AF Surgeon General



| A  | B                                   | D                                | E          | F           | G        |            |
|----|-------------------------------------|----------------------------------|------------|-------------|----------|------------|
| 1  | COMPUTATION WORKSHEET               | TOTAL COST PER CAT III RWP       |            |             |          |            |
| 2  |                                     | 375th MEDICAL GROUP SCOTT AFB IL |            |             |          |            |
| 3  |                                     |                                  |            |             |          |            |
| 4  | TOTAL MEPRS - A EXPENSE             |                                  |            |             |          | 26,518,699 |
| 5  | LESS SELECTED MEPRS - E EXPENSE     |                                  |            |             |          | -1,286,186 |
| 6  | PLUS SELECTED MEPRS- F EXPENSE      |                                  |            |             |          | 270,631    |
| 7  |                                     |                                  |            |             |          |            |
| 8  | TOTAL CAT III - MEPRS               |                                  |            |             |          | 25,503,144 |
| 9  |                                     | MDISP                            | COST/MDISP | BDISP       |          |            |
| 10 | ADJUSTED TO BIOMETRICS              | 7,517                            | 3392.73    | 7508        |          | 26,229,936 |
| 11 |                                     | TOT RWP                          | COST/RWP   | CAT II RWPS |          |            |
| 12 | COST OF CAT III SUBSET RWPS         | 6654.0898                        | 3,941.93   | 27          |          | -106,432   |
| 13 |                                     |                                  |            |             |          |            |
| 14 | TOTAL EST'D CAT III INPATIENT EXP   |                                  |            |             |          | 26,123,504 |
| 15 |                                     |                                  |            |             |          |            |
| 16 | EST'D CAT III MEPRS INPATIENT COSTS |                                  |            |             |          | 26,123,504 |
| 17 |                                     |                                  |            |             |          |            |
| 18 | TOTAL CAT III RWPS                  |                                  |            |             |          | 6654.0898  |
| 19 |                                     |                                  |            |             |          |            |
| 20 | UNADJUSTED UNIT COST                |                                  |            |             |          | 3957.99    |
| 21 |                                     | CAT III                          |            |             |          |            |
| 22 | CONVERSION FACTOR                   | PER DAY                          | TOT DAYS   | TOT RWP     | DAYS/RWP | PER RWP    |
| 23 | DMDC/MEPRS                          | 77.00                            | 36,274     | 6654.0898   | 5.3011   | 408.18     |
| 24 |                                     |                                  |            |             |          |            |
| 25 | TOTAL COST TO DISTRIBUTE            |                                  |            |             |          | 4366.17    |
| 26 |                                     |                                  |            |             |          |            |
| 27 | ADJUSTMENT CATEGORIES               |                                  | CIV PAY    | MILPAY      | OTHER    | TOTAL      |
| 28 |                                     |                                  |            |             |          |            |
| 29 | INPATIENT FACTORS                   |                                  | 15.00%     | 56.00%      | 29.00%   | 100.00%    |
| 30 |                                     |                                  |            |             |          |            |
| 31 | TOTAL COST DISTRIBUTED              |                                  | 654.93     | 2445.06     | 1266.19  | 4366.18    |
| 32 |                                     |                                  |            |             |          |            |
| 33 | FY93 PAY RAISE FACTOR (3.7%)        | 0.037                            |            |             |          |            |
| 34 | CIVILIAN                            |                                  | 24.23      |             |          | 24.23      |
| 35 | MILITARY                            |                                  |            | 90.47       |          | 90.47      |

|    |                          |          |        |          |         |         |
|----|--------------------------|----------|--------|----------|---------|---------|
| 36 |                          |          |        |          |         |         |
| 37 | SUBTOTAL                 |          | 679.16 | 2,535.53 | 1266.19 | 4480.88 |
| 38 |                          |          |        |          |         |         |
| 39 | FY94 PAY RAISE FACTOR    |          |        |          |         |         |
| 40 | CIVILIAN (3/4 OF 3.96%)  | 0.0297   | 20.17  |          |         | 20.17   |
| 41 | MILITARY (3/4 OF 2.2%)   | 0.0165   |        | 41.84    |         | 41.84   |
| 42 |                          |          |        |          |         |         |
| 43 | SUBTOTAL                 |          | 699.33 | 2577.39  | 1266.19 | 4542.91 |
| 44 |                          |          |        |          |         |         |
| 45 | GOVT SHARE UNFUNDED      | 0.147    |        |          |         |         |
| 46 | CIV RETIREMENT (14.7%)   |          | 102.80 |          |         | 102.80  |
| 47 |                          |          |        |          |         |         |
| 48 | SUBTOTAL                 |          | 802.13 | 2577.39  | 1266.19 | 4645.71 |
| 49 |                          |          |        |          |         |         |
| 50 | ASSET USE CHARGE (4.0%)  | 0.04     |        |          |         |         |
| 51 |                          |          | 32.08  | 103.10   | 50.65   | 185.83  |
| 52 |                          |          |        |          |         |         |
| 53 | SUBTOTAL                 |          | 834.21 | 2680.49  | 1316.84 | 4831.54 |
| 54 |                          |          |        |          |         |         |
| 55 | DOD DEFLATOR             | 0.923361 |        |          |         |         |
| 56 |                          |          |        |          | 109.30  | 109.30  |
| 57 |                          |          |        |          |         |         |
| 58 | GRAND TOTAL COST PER RWP |          | 834.21 | 2680.49  | 1426.14 | 4940.84 |

INSTALLATION WORKSHEET

Scott AFB IL

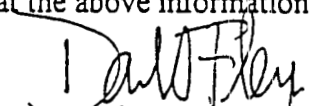
**PURPOSE:** To document answer to question: Section 5A

**SOURCE:** St Louis Area Business Health Coalition. An Industry's Financial overview Apr 94

**METHOD:** Abstracted from the source document.

**CONCLUSION:** St Louis area has excess bed capacity. Closure of inpatient activities could conceivably be absorbed by the local community. See attached.

I certify that the above information is accurate and complete to the best of my knowledge and belief.

  
Preparer: Capt David A. Fleurquin, 375th Medical Group, DSN 576-7392 Date: 1 Jun 94


I certify that the above information is accurate and complete to the best of my knowledge and belief.

MAJCOM Reviewer

 8 Jun 94  
JERRY G. ANDERSON, MAJ, USAF, MSC  
CHIEF, FINANCIAL PLANS & BIostatISTICS  
OFFICE OF THE COMMAND SURGEON

## Available Bed Days Declined More Slowly than Bed Days Used in 1992

### TOTAL AVAILABLE BED DAYS\* VS. TOTAL BED DAYS USED ST. LOUIS AREA HOSPITAL INDUSTRY 1983 - 1992



Health Care Financing Administration Medicare Cost Reports and audited financial statements.  
\* Available bed days is obtained by multiplying number of acute care beds available by 366 (except in leap years when the number is 366).

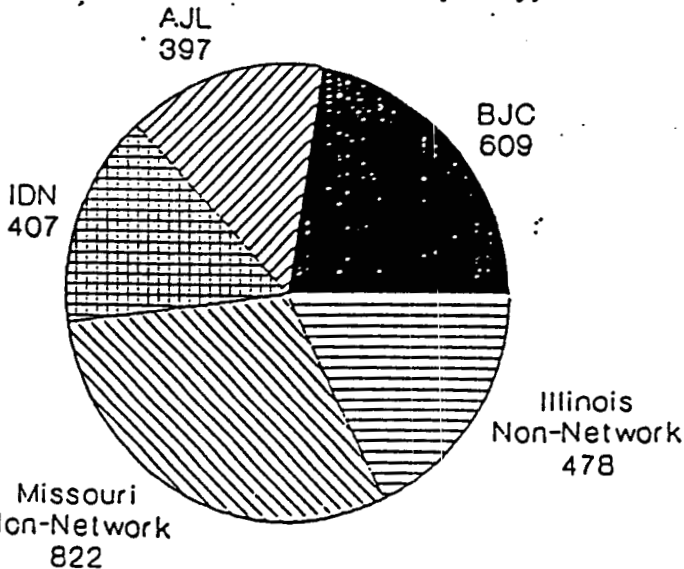
- The local hospital industry experienced a decline in the number of *bed days used* in 1992 even though there were 366 days in this leap year. Thus, there continues to be a decline in patient utilization when viewed on the basis of average daily occupancy. The number of *bed days used* declined 4% to 2,401,000 in 1992 from 2,504,000 in 1991.

- Simultaneously, the number of *available bed days* declined only 2.4% from 4,093,000 to 3,993,426, resulting in an increase in hospital excess capacity.

- There were 11,214 available beds in the metropolitan St. Louis market in 1991 compared to 10,911 available beds in 1992.

## Excess Capacity Increases in 1992

### EXCESS AVAILABLE BEDS IN 1992 PER NETWORK\* (Based on 80% Occupancy)



The average daily occupancy for 1992 for St. Louis area hospitals was 59.5%.

There were 2,713 total excess beds in the St. Louis area during 1992 versus 1,639 in 1991.

The chart to the right illustrates the number of excess beds within each of the newly formed hospital networks using 80% occupancy as the standard rate for full occupancy.

\* A hospital is considered to have no excess beds if it is 80% occupied.

## INSTALLATION WORKSHEET

Scott AFB IL

**PURPOSE:** To document answer to question: Section 5B

**SOURCE:** HQ AMC/SG briefing provided to the 375th Medical Group by Col Linda Sterlie HQ AMC/SGN

**METHOD:** Data extracted from her briefing.

**CONCLUSION:** More than 50 percent of our beneficiary population (retiree and dependents) would remain in the area and could be absorbed into the local health care systems including the St Louis area. However, the only military associated facility is the St Louis VA Medical Center Jefferson Barricks and probably could not absorb the entire population.


With the birth of the Health Care Reform Act - thus implementing Tri-Care for our military beneficiaries, health care could be provided in any medical treatment facility military or civilian, therefore health care could/should be available depending on the program purchased by our patients. See attached.

I certify that the above information is accurate and complete to the best of my knowledge and belief.

  
Preparer: Capt David A. Fleurquin, 375th Medical Group, DSN 576-7392 Date: 1 Jun 94

I certify that the above information is accurate and complete to the best of my knowledge and belief.

MAJCOM REVIEWER:

  
JERRY G. ANDERSON, MAJ, USAF, MSC  
CHIEF, FINANCIAL PLANS & BIostatISTICS  
OFFICE OF THE COMMAND SURGEON

# *DoD Healthcare Plan*

## *The Plan Prior to National Reform*

- **Active Duty Must Use Military System**
- **All Others Have Three Military Choices**
  - *“Tricare Prime”* Health Maintenance Organization (HMO)
  - *“Tricare Extra”* Preferred Provider Organization (PPO)
  - *“Tricare Standard”* Fee-For-Service Plan (CHAMPUS)
- **Phased-In Through 1997**

*HQ AMC Office of the Command Surgeon*

# *Tricare Prime (HMO)*

## *Key Features*

- **Uses Military Facility & Network**
- **CHAMPUS Benefit Plus Other Services**
- **Annual Enrollment Fee Plus Small Co-Pay**
- **No Deductibles**
- **Patient Access Through Primary Care Managers**
- **Controlled Referrals to Specialists**

*HQ AMC Office of the Command Surgeon*

# *Tricare Extra & Standard Key Features*

- **Tricare Extra (PPO)**
  - **Uses Military Facility and Civilian Network**
  - **Discounted Co-Pays When Using Network**
  - **Deductibles Apply**
- **Tricare Standard (Fee-For-Service Plan)**
  - **Standard CHAMPUS**
  - **Most Choice & Cost For Patient**

*HQ AMC Office of the Command Surgeon*



# *Proposed Tricare Costs*

- Care for Active Duty is Free
- Care for Others in Military Facility:
  - Outpatient is Free
  - Hospital Charges the Same as Today
- Civilian Care for Family Members of E-4 & Below:

| Tricare Plan | Enrollment Fee (Annual) | Deductible (Annual) | Outpatient Visit | Hospital Stay                     |
|--------------|-------------------------|---------------------|------------------|-----------------------------------|
| Prime        | \$ 0                    | \$ 0                | \$ 5             | Greater of \$9.30 per day or \$25 |
| Extra        | N/A                     | \$50 - \$150        | 15%              |                                   |
| Standard     | N/A                     | \$50 - \$150        | 20%              |                                   |

*HQ AMC Office of the Command Surgeon*

# *Proposed Tricare Costs*

- Care for Active Duty is Free
- Care for Others in Military Facility:
  - Outpatient is Free
  - Hospital Charges the Same as Today
- Civilian Care for Family Members of E-5 & Above:

| Tricare Plan | Enrollment Fee (Annual) | Deductible (Annual) | Outpatient Visit | Hospital Stay                     |
|--------------|-------------------------|---------------------|------------------|-----------------------------------|
| Prime        | \$ 35 - \$70            | \$ 0                | \$ 10            | Greater of \$9.30 per day or \$25 |
| Extra        | N/A                     | \$150 - \$300       | 15%              |                                   |
| Standard     | N/A                     | \$150 - \$300       | 20%              |                                   |

*HQ AMC Office of the Command Surgeon*

# *Proposed Tricare Costs*

- Care for Active Duty is Free
- Care for Others in Military Facility:
  - Outpatient is Free
  - Hospital Charges the Same as Today
- Civilian Care for Retirees, Their Family Members, and all Others:

| Tricare Plan | Enrollment Fee (Annual) | Deductible (Annual) | Outpatient Visit | Hospital Stay<br>Lesser of: |
|--------------|-------------------------|---------------------|------------------|-----------------------------|
| Prime        | \$ 50 - \$100           | \$ 0                | \$15             | \$125/day or 25%            |
| Extra        | N/A                     | \$150 - \$300       | 20%              | \$200/day or 25%            |
| Standard     | N/A                     | \$150 - \$300       | 25%              | 25%                         |

*HQ AMC Office of the Command Surgeon*

# *How It Will Work*

- **Twelve Regional Lead Agents**
  - Healthcare Plan For Region
  - Consolidate Purchasing Power
  - Supplemental Civilian Contracts
  - Coordinate Referrals
  - Monitor Quality, Access, Satisfaction
  - Accountable For CHAMPUS Budget
  - No Control Of Facility O&M Or Personnel
  - Funded By Capitation
  - Incentive Is To Enroll Beneficiaries
- **USAF Has Four Lead Agents**

*HQ AMC Office of the Command Surgeon*

# *Timing*

| <u>REGION</u> | <u>DATE</u> | <u>AMC BASES</u>                        |
|---------------|-------------|---|
| 1             | NOV 96      | ANDREWS, DOVER, McGUIRE,<br>PLATTSBURGH |
| 2             | MAY 97      |   |
| 3             | NOV 95      | CHARLESTON                              |
| 4             | NOV 95      |   |
| 5             | MAY 97      | SCOTT, GRISSOM                          |
| 6             | MAY 95      |   |
| 7             | MAY 96      |   |
| 8             | MAY 96      | GRAND FORKS, MALMSTROM,<br>McCONNELL    |
| 9             | FEB 94      | MARCH                                   |
| 10            | FEB 94      | TRAVIS                                  |
| 11            | SEP 94      | FAIRCHILD, McCHORD                      |
| 12            | FEB 94      |   |

*HQ AMC Office of the Command Surgeon*

# *After National Healthcare Reform*

- Active Duty Must Use Military System
- All Others Will Choose a Tricare Plan or a Competing Civilian Plan
- Competition Will Drive Service Improvements

| Tricare Product | Potential Competitor     |
|-----------------|--------------------------|
| Prime           | Kaiser Foundation HMO    |
| Extra           | Blue Cross & Blue Shield |
| Standard        | Prudential               |

*HQ AMC Office of the Command Surgeon*

# Document Separator

INSTALLATION WORKSHEET  
SHAW AFB, SOUTH CAROLINA

PURPOSE: To document the answer to BRAC 95 Joint Cons.-Service Group Medical Data Call  
Question Number I.A.1.d

SOURCE: Manpower Data File Report, dtd 19 May 94

METHOD: Contacted Mrs Peggy Shepard, Manpower, DSN 965-2126, who extracted Data from the  
report.

CONCLUSION: There are no changes anticipated in military population through the year 2001.

Preparer: I certify the above information is accurate and complete to the best of my knowledge and belief.

George G. Cox Date 8 Jun 94  
Signature  
GEORGE G. COX, GM-13, 20 CES/CBE, 965-2803

MAJCOM Reviewer: I certify the above information is accurate and complete to the  
best of my knowledge and belief.

Jerry P. Westwater Date 10 June 94  
Signature  
Jerry P. Westwater, Major, SG4H, DSN: 574-7874  
Typed Name, Rank, Office Symbol, DSN Number



INSTALLATION WORKSHEET  
SHAW AFB, SOUTH CAROLINA

**PURPOSE:** To document the answer to BRAC 95 Joint Cross-Service Group Medical Data Call Question Number I.A.2.

**SOURCE:** County Planning Office, Sumter, SC

**METHOD:** Telephone call to County Planning Office - Phone: (803)773-1555

**CONCLUSION:** Total military and civilian population in the catchment area is 388,000, based on 1990 actual census data. There is not a more recent data source nor is there a formal projection available for 1994.

Preparer: I certify the above information is accurate and complete to the best of my knowledge and belief.

William R. Renwick Date 9 Jun 94  
Signature

WILLIAM R. RENWICK, Lt Col, SGA, 965-2006

MAJCOM Reviewer: I certify the above information is accurate and complete to the best of my knowledge and belief.

Jerry P. Westwater Date 10 June 94  
Signature  
Jerry P. Westwater, Major, SGAH, ASN: 574-7874  
Typed Name, Rank, Office Symbol, DSN Number

INSTALLATION WORKSHEET  
SHAW AFB, SOUTH CAROLINA

PURPOSE: To document the answer to BRAC 95 Joint Cross Service Group  
Medical Data Call Question Number I.B.1.a.

SOURCE: American Hospital Association Guide to the Health Care  
Facilities - 1993 Edition

METHOD: Extracted from above reference

CONCLUSION: See attached table.

Preparer: I certify the above information is accurate and complete to the best of my knowledge and  
belief.

William R. Renwick Date 6 Jun 94  
Signature

WILLIAM R. RENWICK, Lt Col, SGA. 963-2006

MAJCOM Reviewer: I certify the above information is accurate and complete to the  
best of my knowledge and belief

Jerry P. Westwater Date 10 June 94  
Signature  
Jerry P. Westwater, Major, SGAH, DSN: 574-7874  
Typed Name, Rank, Office Symbol, DSN Number

I. B. I. d.

BMAC 93 Joint Cross-Service Group for HERS and GME Data Call Complete as specified. If you use a source other than Standard in the questions, state your source and rationale.

II. Critical Carement Information - (Hospital and Non-Lead Agent Medical Centers Only Complete Title, Charles and Keener, Inpatient, Trauma and Wight-Parkinson are N/A)

(1) Outpatient Area Community Hospital

(2) Please list in the table below all the community hospitals in your local 40 mile catchment area. Include other Department of Defense and federal hospitals, as well as all civil hospitals. Community hospitals are as defined in the AHA's Hospital Statistics or Hospital Billing guidelines (e.g. short term with average length of stay of less than 30 days, general, medical/surgical inpatient). Hospital Catchment Area is defined as set of zip codes emanating from the center of the MTR within a radius of 40 miles. If you are required to use another boundary, please define the geographical region and the reason for its use.

| HOSPITAL NAME     | CITY, COUNTY, STATE | OWNER/REF     | DISTANCE FROM MTR | DRIVING TIME FROM MTR | BEDS | OCCUPANCY RATE | JCAHO ACCREDITED (YES/NO) | Relation-Ship | Unique Position |
|-------------------|---------------------|---------------|-------------------|-----------------------|------|----------------|---------------------------|---------------|-----------------|
| Towne Regional    | Swain, S.C.         | New Scot, NFP | 13                | 15                    | 266  | 83.9%          | Yes                       |               |                 |
| Beaufort Medical  | Beaufort, N.C.      | New Scot, WFO | 38                | 45                    | 459  | 75.6           | Yes                       |               |                 |
| Prevalence Hosp   | Colonia, S.C.       | New Scot, WFO | 36                | 45                    | 221  | 81.0           | Yes                       |               |                 |
| Richland Regional | Colonia, S.C.       | New Scot, NFP | 40                | 50                    | 511  | 92.8           | Yes                       |               |                 |
| Medical Admin     | Swain, N.C.         | Swain, NFP    | 34                | 40                    | 543  | UNK            | Yes                       | Swain/Ref     | Heart           |
| St. Andrew's Hosp | Swain, N.C.         | Swain, NFP    | 30                | 40                    | 143  | 78.3           | Yes                       | Swain/Ref     | Heart           |

- 1 Hospital ownership/control, as defined by the American Hospital Association O.G. Hospital Statistics.
- 2 Distance in driving miles from your facility.
- 3 Staffed and licensed, short term in community beds as defined by the AHA (e.g. Hospital Statistics)
- 4 List any partnership, MOU contracts or other formal or informal relationships with the facility.
- 5 Services that would help meet the needs of your population, including: regional trauma center, burn center, emergency department, identified outpatient department, etc.

\* Swain is in Swain County  
Colonia is in Richland County

**INSTALLATION WORKSHEET  
SHAW AFB, SOUTH CAROLINA**

**PURPOSE:** To document the answer to BRAC 95 Joint Cross-Service Group Medical Data Call Question Number I.B.1.b.

**SOURCE:** Regional Transportation Authority, Sumter SC  
Phone: (803)775-9347

**METHOD:** Telephone calls

**CONCLUSION:** There is public transportation within the city of Sumter and the city of Columbia. Although there currently is no service from either city, plans are to begin service from Sumter to Shaw AFB in the summer 1994.

Preparer: I certify the above information is accurate and complete to the best of my knowledge and belief.

William R. Renwick Date 7 Jun 94  
Signature

WILLIAM R. RENWICK, Lt Col, SGA, 965-2006

MAJCOM Reviewer: I certify the above information is accurate and complete to the best of my knowledge and belief.

Jerry P. Westwater Date 10 Jun 94  
Signature  
Jerry P. Westwater Major, SGAH, ASN: 574-7874  
Typed Name, Rank, Office Symbol, DSN Number

INSTALLATION WORKSHEET  
SHAW AFB, SOUTH CAROLINA

PURPOSE: To document the answer to BRAC 95 Joint Cross-Service Group  
Medical Data Call Question Number I.B.2.a.

SOURCE: Research and Statistics, Board of Medical Examiners  
Columbia, SC.

METHOD: Telephone call to Joelle Snyder. Phone:(803)734-3826

| <u>PROVIDER TYPE</u>             | <u>AS OF 30 SEP 94</u> |
|----------------------------------|------------------------|
| Primary Care                     | 396                    |
| General and Family Practitioners | 133                    |
| Internal Medicine                | 108                    |
| Pediatrics                       | 87                     |
| OB/Gyn                           | 68                     |
| Physician Extenders              | 147                    |
| Specialty Care                   | 763                    |

*2910*

Preparer: I certify the above information is accurate and complete to the best of my knowledge and belief.

William R. Renwick Date 7 Jun 94  
Signature

WILLIAM R. RENWICK, Lt Col, SGA, 965-2006

MAJCOM Reviewer: I certify the above information is accurate and complete to the best of my knowledge and belief.

Jerry P. Westwater Date 10 Jun 94  
Signature  
Jerry P. Westwater, Major, SGAH, DSN: 574-7874  
Typed Name, Rank, Office Symbol, DSN Number

INSTALLATION WORKSHEET  
SHAW AFB, SOUTH CAROLINA

PURPOSE: To document the answer to BRAC 95 Joint Cross-Service Group  
Medical Data Call Question Number I.B.2.b.

SOURCE: Civilian provider offices

METHOD: Based on experience of 20th Medical Group Health Benefits Advisors,  
Ms Dorothy Feldman, in obtaining appointments for beneficiaries.  
Phone: DSN 965-3130

CONCLUSION: The availability/accessibility of civilian providers is more than adequate  
to meet patient's needs in the Sumter/Columbia area.

Preparer: I certify the above information is accurate and complete to the best of my knowledge and  
belief.

William R Renwick Date 7 Jun 94  
Signature

WILLIAM R. RENWICK, Lt Col, SGA, 965-2006

MAJCOM Reviewer: I certify the above information is accurate and complete to the  
best of my knowledge and belief.

Jerry P. Westwater Date 10 Jun 94  
Signature  
Jerry P. Westwater, Major, SGAH, DSN: 574-7874  
Typed Name, Rank, Office Symbol, DSN Number

INSTALLATION WORKSHEET  
SHAW AFB, SOUTH CAROLINA

**PURPOSE:** To document the answer to BRAC 95 Joint Cross-Service Group Medical Data Call Question Number I.B.2.c.

**SOURCE:** Civilian provider offices

**METHOD:** Based on experience of the 20th Medical Group Health Benefits Advisor, Ms Dorothy Feldman, in obtaining appointments for beneficiaries.  
Phone: DSN 965-3130

**CONCLUSION:** There are no pediatric neurologists in the attachment area who accept CHAMPUS assignment.

Preparer: I certify the above information is accurate and complete to the best of my knowledge and belief.

William R. Renwick Date 7 Jun 94  
Signature

WILLIAM R. RENWICK, Lt Col, SGA, 965-2006

MAJCOM Reviewer: I certify the above information is accurate and complete to the best of my knowledge and belief.

Jerry P. Westwater Date 10 June 94  
Signature  
Jerry P. Westwater, Major, SGA4, DSN: 574-7874  
Typed Name, Rank, Office Symbol, DSN Number

INSTALLATION WORKSHEET  
SHAW AFB, SOUTH CAROLINA

PURPOSE: To document the answer to BRAC 95 Joint Cross-Service Group  
Medical Data Call Question Number 11A.

SOURCE: Base Civil Engineering Real Property Records

METHOD: Extracted data from Real Property Records by telephone call to  
Mrs Barbara Smith, RPO, DSN: 965-2331

CONCLUSION: See attached

Preparer: I certify the above information is accurate and complete to the best of my knowledge and belief.

William R. Renwick Date 7 Jun 94  
Signature

WILLIAM R. RENWICK, Lt Col, SGA, 965-2006

MAJCOM Reviewer: I certify the above information is accurate and complete to the best of my knowledge and belief.

Jerry F. Westwater Date 10 June 94  
Signature  
Jerry F. Westwater Major, SGAH, DSN: 574-7874  
Typed Name, Rank, Office Symbol, DSN Number





INSTALLATION WORKSHEET  
SHAW AFB, SOUTH CAROLINA

PURPOSE: To document the answer to BRAC 95 Joint Cross-Service Group  
Medical Data Call Question Number II.B

SOURCE: Hospital Facility Management Records

METHOD: Extracted from existing records

CONCLUSION: See attached

Preparer: I certify the above information is accurate and complete to the best of my knowledge and belief.

William R Renwick Date 6 Jun 94  
Signature

WILLIAM R. RENWICK, Lt Col, SGA, 965-2006

MAJCOM Reviewer: I certify the above information is accurate and complete to the best of my knowledge and belief.

Jerry P. Westwater Date 10 JUN 94  
Signature  
Jerry P. Westwater, Major, SGA, ASN: 574-2874  
Typed Name, Rank, Office Symbol, DSN Number

BRAC 95 Joint Cross-Service Group for MTRs and GME Data Call. Complete or specified. If you use a source other than identified in the questions, state your source and rationale.

11.8.

Overall Assessment of Base Medical Facilities

Prepared by: Mr. Sam Atkins Phone #: DSN 965-3483 Date: 3 Jul 94

MAJCOM: ACC Base: Shaw AFB

Organization: 20th Medical Group

Total Gross Square Feet of Base Medical Facilities: 157,295

JCAHO Life Safety Management Score: \* Date of JCAHO Survey: 21-22 Jul 91

\* Per phone con w/ Chief Domez, AFSG, (203) 767-5554 this should be a 1. Paperwork to follow  
C. Livan  
0616  
11/9/90

| Function/System             | % Adequate | % Substandard | % Inadequate |
|-----------------------------|------------|---------------|--------------|
| 1) Parking                  | 100 ✓      |               |              |
| 2) Administration           | 80 ✓       |               | 20           |
| 3) Central Sterile Services | 100 ✓      |               |              |
| 4) Dental                   | 100 ✓      |               |              |
| 5) Emergency Services       | 100 ✓      |               |              |
| 6) Food Services            | 100 ✓      |               |              |
| 7) Laboratories             | 90 ✓       |               | 10           |
| 8) Logistics                | 75 ✓       |               | 25           |
| 9) Inpatient Nursing Units  | 100 ✓      |               |              |
| 10) Labor/Delivery/Nursery  | 100 ✓      |               |              |
| 11) Outpatient Clinic       | 75 ✓       |               | 25           |
| 12) Pharmacy                | 50 ✓       |               | 50           |
| 13) Radiology               | 75 ✓       |               | 25           |
| 14) Surgical Suite          | 100 ✓      |               |              |
| 15) Building Systems        |            |               |              |
| a) Structural/Seismic       |            |               |              |
| b) HVAC                     | 75 ✓       | 25 ✓          |              |
| c) Plumbing                 | 80 ✓       | 20 ✓          |              |
| d) Electrical Service       | 100 ✓      |               |              |
| e) Electrical Distribution  | 100 ✓      |               |              |
| f) Emergency Power          | 100 ✓      |               |              |

INSTALLATION WORKSHEET  
SHAW AFB, SOUTH CAROLINA

PURPOSE: To document the answer to BRAC 95 Joint Cross-Service Group  
Medical Data Call Question Number IIIA.

SOURCE: Vehicle odometer

METHOD: Actual measurement

CONCLUSION: Distance - .5 miles.

Preparer: I certify the above information is accurate and complete to the best of my knowledge and belief.

William R Kenwick Date 6 Jun 94  
Signature

WILLIAM R. KENWICK, LT COL, SGA, 963-2006

MAJCOM Reviewer: I certify the above information is accurate and complete to the best of my knowledge and belief.

Jerry P. Westwater Date 10 June 74  
Signature  
Jerry P. Westwater, Major, SGAFT, ASN: 574-7874  
Typed Name, Rank, Office Symbol, DSN Number

INSTALLATION WORKSHEET  
SHAW AFB, SOUTH CAROLINA

**PURPOSE:** To document the answer to BRAC 95 Joint Cross-Service Group Medical Data Call Question Number III.B.

**SOURCE:** Designed Operational Capability (DOC) Statement for the 20th Air Transportable Hospital, 20th Medical Group, 30 Nov 93

**METHOD:** Extracted from DOC Statement, Sections II and IV

**CONCLUSION:**

- 90 Bed Hospital Expansion
- 500 Bed Minimal Care Center
- Blood Donor Center
- 50 Bed Air Transportable Hospital
- 4 Air Transportable Clinics
- Second Echelon Patient Decontamination Team
- Second Echelon Patient Retrieval Team
- One HALO Team in support of AF/Army special operations

Preparer: I certify the above information is accurate and complete to the best of my knowledge and belief.

William R Renwick Date 9 July 94  
Signature

WILLIAM R. RENWICK, Lt Col, SGA, 965-2006

MAJCOM Reviewer: I certify the above information is accurate and complete to the best of my knowledge and belief.

Serry P. Westwater Date 10 June 94  
Signature  
Serry P. Westwater, Major, SGAH, DSN: 574-2874  
Typed Name, Rank, Office Symbol, DSN Number

INSTALLATION WORKSHEET  
SHAW AFB, SOUTH CAROLINA

PURPOSE: To document the answer to BRAC 95 Joint Cross-Service Group  
Medical Data Call Question Number III.C.

SOURCE: As identified in the Medical Data Call

METHOD: As identified in the Medical Data Call

CONCLUSION: Operating beds 25

Preparer: I certify the above information is accurate and complete to the best of my knowledge and belief.

William R. Renwick Date 6 Jun 94  
Signature

WILLIAM R. RENWICK, Lt Col, SGA, 965-2006

MAJCOM Reviewer: I certify the above information is accurate and complete to the best of my knowledge and belief.

Jerry P. Westwater Date 10 June 94  
Signature  
Jerry P. Westwater, Major, SGAH, DSN: 574-7874  
Typed Name, Rank, Office Symbol, DSN Number

INSTALLATION WORKSHEET  
SHAW AFB, SOUTH CAROLINA

PURPOSE: To document the answer to BRAC 95 Joint Cross-Service Group  
Medical Data Call Question Number III.D.

SOURCE: Base Real Property Records

METHOD: Extracted data from Real Property records

CONCLUSION: Expanded Beds - 90 (The hospital was originally constructed as a  
90 bed Facility).

Preparer: I certify the above information is accurate and complete to the best of my knowledge and  
belief.

William R. Renwick Date 7 Jun 94  
Signature

WILLIAM R. RENWICK, Lt Col, SGA, 965-2006

MAJCOM Reviewer: I certify the above information is accurate and complete to the  
best of my knowledge and belief.

Jerry P. Westwater Date 10 June 94  
Signature  
Jerry P. Westwater, Major, SGAH, DSN: 574-7874  
Typed Name, Rank, Office Symbol, DSN Number

## AIR STAFF CORRECTION WORKSHEET

**PURPOSE:** To provide corrected answer to question 4 of the Medical Data Call, Shaw AFB.

**SOURCE:** Air Staff calculation using methodology provided in Data Call.

**METHOD:** During the course of completing this Data Call, MAJCOMs and facilities asked for clarification on terminology and sources cited in the questionnaire. After reviewing the inputs, we determined that there was too much room for misinterpretation and errors. To ensure consistency in the data, the Air Staff calculated MTF cost for each facility using consistent sources and methodology. This Air Staff determined result will be used for the Joint Group process.

**CONCLUSION:** MTF cost for Shaw AFB is \$4490.39.

**MAJCOM CONCURS:** Phyllis Morris, HQ ACC/SGAF.

**BASE CONCURS.**

I certify that the above information is accurate and complete to the best of my knowledge and belief.

**AIR STAFF REVIEWER:**

*Laura E. DuMez*  
Laura E. DuMez, CMSgt, USAF  
Medical Manpower Division  
Dir of Medical Programs and Resources  
Office of the AF Surgeon General

**DATE:** 27 Jun 94



INSTALLATION WORKSHEET  
SHAW AFB, SOUTH CAROLINA

PURPOSE: To document the answer to BRAC 95 Joint Cross-Service Group  
Medical Data Call Question Number IV

SOURCE: As identified in the Medical Data Call

METHOD: As identified in the Medical Data Call

CONCLUSION: See attached worksheet.

Preparer: I certify the above information is accurate and complete to the best of my knowledge and belief.

William R Renwick Date 6 June 94  
Signature

WILLIAM R. RENWICK, Lt Col, SGA, 965-2006

MAJCOM Reviewer: I certify the above information is accurate and complete to the best of my knowledge and belief.

Serry P. Westwater Date 10 June 94  
Signature  
Serry P. Westwater, Major, SGAH, DSN: 574-7874  
Typed Name, Rank, Office Symbol, DSN Number

BRAC.XLS

| Computation Worksheet                     |         | Total Cost Per CATIII RWP |            |             |         |  |                   |
|---|---------|---------------------------|------------|-------------|---------|--|-------------------|
|   |         | 20th Medical Group        |            |             |         |  |                   |
| Total Meprs A Expense                     |         |                           |            |             |         |  | 6,733,678         |
| Less Selected Meprs E Expense             |         |                           |            |             |         |  | 1,150,301         |
| Plus Selected Meprs F Expense             |         |                           |            |             |         |  | 5,064             |
| <b>Total Cat III I Mepra</b>              |         |                           |            |             |         |  | <b>4,588,341</b>  |
|   |         | Mdisp                     | Cost/Mdisp | Bdisp       |         |  |                   |
| Adjusted To Biometrics                    |         | 2764                      |            | 2757        |         |  | 4,598,894         |
|   |         | Tot Rwp                   | Cost/Rwp   | Cat II Rwps |         |  |                   |
| Cost Of Cat II RWPS                       |         | 1619                      | 2,640.58   | 4,738.04    |         |  | 1,346,877         |
| <b>Total EST'D Cat III Inpatient EXP</b>  |         |                           |            |             |         |  | <b>4,588,341</b>  |
| <b>EST'D Cat III Meprs Inpatient Cost</b> |         |                           |            |             |         |  | <b>9,242,404</b>  |
| <b>Total Cat-III RWPS</b>                 |         |                           |            |             |         |  | <b>1,571.70</b>   |
| <b>Unadjusted Unit Cost</b>               |         |                           |            |             |         |  | <b>2,063.03</b>   |
|   |         |                           |            | Cat III     |         |  |                   |
| Conversion Factor                         | Per Day | Tot Days                  | Tot Rwp    | Days/Rwp    | Per Rwp |  |                   |
| DMDCAMEPRS                                | \$77.00 | 1,209                     | 1,571.70   | 1.3         | 100.1   |  | 100.1             |
| <b>Total Cost To Distribute</b>           |         |                           |            |             |         |  | <b>2163.13</b>    |
| <b>Assignment Categories</b>              |         | Civpay                    | Milpay     | Other       |         |  |                   |
| <b>Inpatient Factors</b>                  |         | 15%                       | 56%        | 29%         |         |  | 100%              |
| <b>Total Cost Distributed</b>             |         | \$324.47                  | \$1,211.35 | \$627.31    |         |  | <b>2,163.13</b>   |
| <b>FY93 Pay Raise Factor (3.7%)</b>       | 3.70%   |                           |            |             |         |  |                   |
| Civilian                                  |         | \$12.01                   |            |             |         |  | \$12.01           |
| Military                                  |         |                           | \$44.82    |             |         |  | \$44.82           |
| <b>Subtotal</b>                           |         | \$336.48                  | \$1,256.17 | \$627.31    |         |  | <b>\$2,219.96</b> |
| <b>FY94 Pay Raise Factor</b>              |         |                           |            |             |         |  |                   |
| Civilian (3/4 of 3.96%)                   | 0.03    | \$9.99                    |            |             |         |  | \$9.99            |
| Military (3/4 of 2.2%)                    | 0.017   |                           | \$20.73    |             |         |  | \$20.73           |
| <b>Subtotal</b>                           |         | \$346.47                  | \$1,276.90 | \$627.31    |         |  | <b>\$2,250.68</b> |
| <b>Gov't Share Unfunded</b>               | 0.147   |                           |            |             |         |  |                   |
| Civ Retirement (14.7%)                    |         | \$50.93                   |            |             |         |  | \$50.93           |
| <b>Subtotal</b>                           |         | \$397.40                  | \$1,276.90 | \$627.31    |         |  | <b>\$2,301.61</b> |

BRAC.XLS

|                                 |          |                 |                   |                 |                   |
|---------------------------------|----------|-----------------|-------------------|-----------------|-------------------|
| Asset Use Charge (4.0%)         | 0.04     |                 |                   |                 |                   |
|                                 |          | \$15.90         | \$51.08           | \$25.09         | \$92.07           |
| <b>Subtotal</b>                 |          | <b>\$413.30</b> | <b>\$1,327.98</b> | <b>\$652.40</b> | <b>\$2,393.68</b> |
| DoD Deflator                    | 0.823361 |                 |                   |                 |                   |
|                                 |          |                 |                   | \$54.15         | \$54.15           |
| <b>Grand Total Cost Per RWP</b> |          | <b>\$413.30</b> | <b>\$1,327.98</b> | <b>\$706.55</b> | <b>\$2,447.83</b> |

INSTALLATION WORKSHEET  
SHAW AFB, SOUTH CAROLINA

PURPOSE: To document the answer to BRAC 95 Joint Cross-Service Group  
Medical Data Call Question Number V.A.

SOURCE: Local civilian hospital management

METHOD: Conversation with Mr. Jay Cox, President/CEO, Tuomey Regional Medical  
Center. Phone: (803) 778-8600

CONCLUSION: The reduction or closure of MTF inpatient capability would have  
no significant impact on the catchment area. Necessary inpatient services  
are available and accessible in the local community.

Preparer: I certify the above information is accurate and complete to the best of my knowledge and  
belief.

William R. Renwick Date 7 Jun 94  
Signature

WILLIAM R. RENWICK, Lt Col, SGA, 965-2006

MAJCOM Reviewer: I certify the above information is accurate and complete to the  
best of my knowledge and belief.

Jerry P. Westwater Date 10 Jun 94  
Signature  
Jerry P. Westwater, Major, SGAH, ASN: 574-7874  
Typed Name, Rank, Office Symbol, DSN Number

INSTALLATION WORKSHEET  
SHAW AFB, SOUTH CAROLINA

PURPOSE: To document the answer to BRAC 95 Joint Cross-Service Group  
Medical Data Call Question Number V.B.

SOURCE: Local civilian hospital management

METHOD: Conversation with Mr. Jay Cox, President/CEO, Tuomey Regional  
Medical Center. Phone: (803) 778-8600

CONCLUSION: The closure of the entire MTF would have no significant impact on  
the catchment area. Necessary health services for beneficiaries in the  
area can be provided by the local community.

Preparer: I certify the above information is accurate and complete to the best of my knowledge and  
belief.

William R. Renwick Date 7 June 94  
Signature

WILLIAM R. RENWICK, Lt Col, SGA, 965-2006

MAJCOM Reviewer: I certify the above information is accurate and complete to the  
best of my knowledge and belief.

Jerry P. Westwater Date 10 June 94  
Signature  
Jerry P. Westwater, Major, SGAH, ASN: 574-7874  
Typed Name, Rank, Office Symbol, DSN Number

INSTALLATION WORKSHEET  
SHAW AFB, SOUTH CAROLINA

PURPOSE: To document the answer to BRAC 95 Joint Cross-Service Group  
Medical Data Call Question Number I.B.2.a.

SOURCE: Research and Statistics, Board of Medical Examiners  
Columbia, SC.

METHOD: Telephone call to Joelle Snyder. Phone:(803)734-3826

CONCLUSION:

| <u>PROVIDER TYPE</u>             | <u>AS OF 30 SEP 94</u> |
|----------------------------------|------------------------|
| Primary Care                     | 396                    |
| General and Family Practitioners | 133                    |
| Internal Medicine                | 108                    |
| Pediatrics                       | 87                     |
| OB/Gyn                           | 68                     |
| Physician Extenders              | 147                    |
| Specialty Care                   | 763                    |

} 396

Preparer: I certify the above information is accurate and complete to the best of my knowledge and belief.

William R. Renwick Date 7 Jun 94  
Signature

WILLIAM R. RENWICK, Lt Col, SGA, 965-2006

MAJCOM Reviewer: I certify the above information is accurate and complete to the best of my knowledge and belief.

Jerry P. Westwater Date 10 Jun 94  
Signature  
Jerry P. Westwater, Major, SGAH, DSN: 574-7874  
Typed Name, Rank, Office Symbol, DSN Number

## AIR STAFF CORRECTION WORKSHEET

**PURPOSE:** To provide additional information not requested in the original medical data call for Shaw AFB.

**SOURCE:** HQ AFMSA/SGSFW, Capt O'Brien, DSN 297-5554

**METHOD:** In Oct 94, the Joint Group asked for information concerning "Available Beds" in each MTF.

"Available Beds" are defined as: "the number of beds readily available in space designed for inpatient bed placement. The space will meet current accreditation standards and usually have suction, medical gas and nurse call capability. Bed space that has been permanently encumbered (requires construction to convert it to usable bed space) will not be considered. The space will normally have 140 to 200 square feet per bed. The Available Bed Capacity figure will at a minimum equal the operating beds at a facility plus other bed space meeting the above requirements as reported in the data calls."

HQ AFMSA/SGSFW conducted a survey in Nov 93 that collected information for "Normal Beds." The definition above approximates the definition for "Normal Beds" as specified in that survey. It was determined appropriate to use the data submitted by the MTFs in Nov 93 for "Normal Beds" (56) to meet this late requirement for "Available Beds." Coordination with MAJCOM and facility showed that the current number of available beds is 48.

**CONCLUSION:** Available beds for Shaw AFB are 48.

**MAJCOM CONCURS:** Maj Adkins, HQ ACC/SGMT2, DSN 574-7874 x2183.

**BASE CONCURS.**

I certify that the above information is accurate and complete to the best of my knowledge and belief.

**AIR STAFF REVIEWER:** Laura E. DuMez **DATE:** 28 Oct 94

Laura E. DuMez, CMSgt, USAF  
Medical Manpower Division  
Dir of Medical Programs and Resources  
Office of the AF Surgeon General

## AIR STAFF CORRECTION WORKSHEET

**PURPOSE:** To provide corrected answer to question 4 of the Medical Data Call,  
Shaw AFB.

**SOURCE:** Air Staff calculation using methodology provided in Data Call adjusted per direction of the Joint Group.

**METHOD:** During the course of completing this Data Call, MAJCOMs and facilities asked for clarification on terminology and sources cited in the questionnaire. After reviewing the inputs, we determined that there was too much room for misinterpretation and errors. To ensure consistency in the data, the Air Staff calculated MTF cost for each facility using consistent sources and methodology. This Air Staff determined result was used for the Joint Group process.

After this calculation was done and the information provided to MAJCOMs, the methodology was altered by the Joint Group. The cost was adjusted by not deleting the CAT II RWP (Para B(7)) and not adding payraises and inflation factors in Para C.

**CONCLUSION:** Adjusted MTF cost for Shaw AFB is \$ 423.19 vice 4490.39.

**MAJCOM CONCURS:** Maj Atkins, HQ AEC ISG M2 DSN 574-7874 x2113

**BASE CONCURS.**

I certify that the above information is accurate and complete to the best of my knowledge and belief.

**AIR STAFF REVIEWER:** Laura E. DuMez **DATE:** 24 Oct 94  
Laura E. DuMez, CMSgt, USAF  
Medical Manpower Division  
Dir of Medical Programs and Resources  
Office of the AF Surgeon General



INSTALLATION WORKSHEET  
SHAW AFB, SOUTH CAROLINA

PURPOSE: To document the answer to BRAC 95 Joint Cross-Service Group  
Medical Data Call Question Number I.A. I.c.

SOURCE: As identified in Medical Data Call.

METHOD: As identified in Medical Data Call.

| CONCLUSION: | <u>Beneficiary Type</u> | <u>Actual FY 1993</u> | <u>Projected 2001</u> |
|-------------|-------------------------|-----------------------|-----------------------|
|             | Active Duty (AD)        | 6,158                 | 6,162                 |
|             | Family Members of AD    | 10,854                | 10,434                |
|             | Subtotal                | 17,012                | 16,596                |
|             | Retirees & Families     | 9,975                 | 10,022                |
|             | Others                  | 1,110                 | 1,178                 |
|             | TOTAL                   | 28,097                | 27,796 <i>2w</i>      |

Preparer: I certify the above information is accurate and complete to the best of my knowledge and belief.

William R. Renwick Date 6 Jun 94  
Signature

WILLIAM R. RENWICK, Lt Col, SGA, 965-2006

MAICOM Reviewer: I certify the above information is accurate and complete to the best of my knowledge and belief.

Jerry P. Westwater Date 10 Jun 94  
Signature  
Jerry P. Westwater, Major, SGAH DSN: 574-7874  
Typed Name, Rank, Office Symbol, DSN Number

RAPS MODEL FY93 BASELINE POPULATION ESTIMATES MAY 31, 1994  
 V 6.01 03/30/94 13:59:35  
 RETAINED HISTORICAL CATCHMENT AREAS BRAC 111.03 03/15/94

363rd MED GRP-61AM  
 ( SOUTH CAROLINA SERVICE AREA )

POPULATION BY AGE/SEX

| AGE/SEX | ACTIVE DUTY | DEPS OF ACT DTY | MED ELG NG/RES | DEPS OF NG/RES | RETIRED | DEPS OF RETIRED | SURVIVR | TOTAL |
|---------|-------------|-----------------|----------------|----------------|---------|-----------------|---------|-------|
| 00-04/M | --          | 1215            | --             | 13             | --      | 49              | 7       | 1284  |
| 05-14/M | --          | 1805            | --             | 27             | --      | 378             | 20      | 2230  |
| 15-17/M | --          | 299             | --             | 11             | --      | 267             | 10      | 587   |
| 18-24/M | 1521        | 184             | 41             | 7              | 10      | 361             | 26      | 2150  |
| 25-34/M | 2342        | 101             | 42             | 3              | 31      | 11              | 3       | 2553  |
| 35-44/M | 1277        | 47              | 42             | 1              | 503     | 5               | 2       | 1877  |
| 45-64/M | 121         | 16              | 29             | 0              | 2678    | 6               | 1       | 2821  |
| 65+ /M  | --          | 3               | --             | 0              | 824     | 5               | 0       | 832   |
| 00-04/F | --          | 1112            | --             | 10             | --      | 34              | 9       | 1161  |
| 05-14/F | --          | 1726            | --             | 21             | --      | 424             | 28      | 2199  |
| 15-17/F | --          | 282             | --             | 4              | --      | 232             | 8       | 528   |
| 18-24/F | 312         | 598             | 4              | 10             | 0       | 391             | 29      | 1744  |
| 25-34/F | 118         | 1818            | 8              | 11             | 1       | 101             | 31      | 2110  |
| 35-44/F | 140         | 926             | 5              | 27             | 37      | 691             | 36      | 1772  |
| 45-64/F | 6           | 175             | 0              | 13             | 27      | 2372            | 289     | 2382  |
| 65+ /F  | --          | 18              | --             | 0              | 20      | 610             | 289     | 937   |
| TOTAL   | 6158        | 10854           | 171            | 163            | 4136    | 5839            | 776     | 28097 |

POPULATION BY SPONSOR SERVICE BRANCH

| SPONSOR SERVICE | ACTIVE DUTY | DEPS OF ACT DTY | MED ELG NG/RES | DEPS OF NG/RES | RETIRED | DEPS OF RETIRED | SURVIVR | TOTAL |
|-----------------|-------------|-----------------|----------------|----------------|---------|-----------------|---------|-------|
| ARMY            | 4           | 595             | 55             | 107            | 651     | 855             | 179     | 2446  |
| NAVY            | 0           | 124             | 0              | 4              | 284     | 356             | 72      | 640   |
| AFLOAT          | 0           | 101             | --             | --             | --      | --              | --      | 101   |
| USMC            | 17          | 108             | 0              | 0              | 78      | 110             | 30      | 333   |
| USAF            | 6157        | 9918            | 116            | 52             | 3111    | 4507            | 493     | 24334 |
| USCG            | 0           | 8               | 0              | 0              | 12      | 11              | 5       | 36    |
| OTHER           | 0           | 0               | 0              | 0              | 0       | 0               | 0       | 0     |
| TOTAL           | 6158        | 10854           | 171            | 163            | 4136    | 5839            | 776     | 28097 |

RAPD POPULATION PROJECTION REPORT MAY 31, 1994  
 FY04 BASED UPON FY93 BASELINE 13:59:55  
 V.6.01 03/30/94 RETAINED HISTORICAL CATCHMENT AREAS BRAC 111.03 03/15/94

363rd MED GRP-BRAW  
 ( SOUTH CAROLINA SERVICE AREA )

POPULATION BY AGE/SEX

| AGE/SEX | ACTIVE DUTY | DEPS OF ACT DTY | MED ELG HQ/RES | DEPS OF HQ/RES | RETIRED | DEPS OF RETIRED | SURVIVR | TOTAL |
|---------|-------------|-----------------|----------------|----------------|---------|-----------------|---------|-------|
| 00-04/M | --          | 1188            | --             | 13             | --      | 49              | 7       | 1257  |
| 05-14/M | --          | 1764            | --             | 25             | --      | 377             | 20      | 2186  |
| 15-17/M | --          | 293             | --             | 10             | --      | 266             | 10      | 579   |
| 18-24/M | 1538        | 179             | 40             | 7              | 10      | 359             | 26      | 2159  |
| 25-34/M | 2386        | 99              | 42             | 3              | 28      | 11              | 3       | 2372  |
| 35-44/M | 1290        | 44              | 42             | 1              | 509     | 3               | 2       | 1895  |
| 45-64/M | 123         | 14              | 28             | 0              | 2633    | 6               | 1       | 2807  |
| 65+ /M  | --          | 3               | --             | 0              | 889     | 5               | 0       | 897   |
| 00-04/F | --          | 1085            | --             | 9              | --      | 34              | 5       | 1133  |
| 05-14/F | --          | 1684            | --             | 20             | --      | 422             | 20      | 2156  |
| 15-17/F | --          | 279             | --             | 6              | --      | 231             | 0       | 520   |
| 18-24/F | 319         | 974             | 4              | 10             | 0       | 389             | 29      | 1721  |
| 25-34/F | 424         | 1902            | 8              | 13             | 0       | 92              | 23      | 2468  |
| 35-44/F | 141         | 905             | 5              | 26             | 37      | 600             | 36      | 1750  |
| 45-64/F | 5           | 170             | 0              | 12             | 27      | 2369            | 284     | 2868  |
| 65+ /F  | --          | 18              | --             | 0              | 20      | 452             | 312     | 1302  |
| TOTAL   | 6223        | 10603           | 160            | 155            | 4150    | 5867            | 794     | 27970 |

POPULATION BY SPONSOR SERVICE BRANCH

| SPONSOR SERVICE | ACTIVE DUTY | DEPS OF ACT DTY | MED ELG HQ/RES | DEPS OF HQ/RES | RETIRED | DEPS OF RETIRED | SURVIVR | TOTAL |
|-----------------|-------------|-----------------|----------------|----------------|---------|-----------------|---------|-------|
| ARMY            | 4           | 374             | 50             | 99             | 656     | 360             | 183     | 2428  |
| NAVY            | 0           | 117             | 0              | 4              | 287     | 360             | 74      | 842   |
| AFLD/AT         | 0           | 96              | --             | --             | --      | --              | --      | 96    |
| USMC            | 14          | 170             | 0              | 3              | 79      | 110             | 21      | 326   |
| USAF            | 6203        | 9708            | 119            | 52             | 3125    | 4526            | 504     | 24257 |
| USCG            | 0           | 3               | 0              | 0              | 12      | 11              | 5       | 36    |
| OTHER           | 0           | 0               | 0              | 0              | 0       | 0               | 7       | 7     |
| TOTAL           | 6223        | 10603           | 160            | 155            | 4159    | 5867            | 794     | 27970 |

2APS POPULATION PROJECTION REPORT MAY 31, 1994  
 FY95 BASED UPON FY93 BASELINE 13:59:33  
 V 6.01 03/30/94 RETAINED HISTORICAL CATCHMENT AREAS BRAC 111.03 03/15/94

363rd MED GRP-SHAM  
 ( SOUTH CAROLINA SERVICE AREA )

POPULATION BY AGE/SEX

| AGE/SEX | ACTIVE<br>DUTY | DEPS OF<br>ACT DTY | MED ELG<br>NO/RES | DEPS OF<br>NO/RES | RETIRED | DEPS OF<br>RETIRED | SURVIVR | TOTAL |
|---------|----------------|--------------------|-------------------|-------------------|---------|--------------------|---------|-------|
| 00-04/M | --             | 1146               | --                | 12                | --      | 48                 | 7       | 1213  |
| 05-14/M | --             | 1703               | --                | 23                | --      | 372                | 20      | 2120  |
| 15-17/M | --             | 283                | --                | 10                | --      | 262                | 10      | 565   |
| 18-24/M | 1487           | 176                | 39                | 7                 | 10      | 353                | 26      | 2096  |
| 25-34/M | 2306           | 93                 | 42                | 3                 | 27      | 11                 | 3       | 2487  |
| 35-44/M | 1248           | 44                 | 42                | 1                 | 508     | 3                  | 2       | 1850  |
| 45-64/M | 118            | 16                 | 29                | 0                 | 2572    | 6                  | 1       | 2742  |
| 65+ /M  | --             | 3                  | --                | 0                 | 928     | 3                  | 0       | 946   |
| 00-04/F | --             | 1069               | --                | 9                 | --      | 33                 | 5       | 1096  |
| 05-14/F | --             | 1629               | --                | 20                | --      | 417                | 28      | 2094  |
| 15-17/F | --             | 266                | --                | 3                 | --      | 228                | 8       | 507   |
| 18-24/F | 335            | 941                | 4                 | 9                 | 0       | 383                | 29      | 1671  |
| 25-34/F | 610            | 1836               | 8                 | 13                | 6       | 91                 | 23      | 2387  |
| 35-44/F | 137            | 874                | 5                 | 25                | 37      | 593                | 36      | 1787  |
| 45-64/F | 6              | 165                | 0                 | 12                | 26      | 2347               | 278     | 2834  |
| 65+ /F  | --             | 18                 | --                | 0                 | 22      | 683                | 336     | 1059  |
| TOTAL   | 6017           | 10242              | 169               | 151               | 4146    | 5837               | 812     | 27374 |

POPULATION BY SPONSOR SERVICE BRANCH

| SPONSOR<br>SERVICE | ACTIVE<br>DUTY | DEPS OF<br>ACT DTY | MED ELG<br>NO/RES | DEPS OF<br>NO/RES | RETIRED | DEPS OF<br>RETIRED | SURVIVR | TOTAL |
|--------------------|----------------|--------------------|-------------------|-------------------|---------|--------------------|---------|-------|
| ARMY               | 4              | 546                | 49                | 95                | 658     | 855                | 187     | 2394  |
| NAVY               | 3              | 115                | 0                 | 4                 | 288     | 361                | 76      | 844   |
| AFLOAT             | 0              | 93                 | --                | --                | --      | --                 | --      | 93    |
| USMC               | 15             | 98                 | 0                 | 0                 | 79      | 110                | 21      | 323   |
| USAF               | 5998           | 7362               | 120               | 52                | 3109    | 4500               | 516     | 23677 |
| USCG               | 0              | 8                  | 0                 | 0                 | 12      | 11                 | 5       | 36    |
| OTHER              | 0              | 0                  | 0                 | 0                 | 0       | 0                  | 7       | 7     |
| TOTAL              | 6017           | 10242              | 169               | 151               | 4146    | 5837               | 812     | 27374 |

RAPS POPULATION PROJECTION REPORT MAY 31, 1994  
 FY94 BASED UPON FY93 BASELINE 13:59:35  
 V 6.01 03/30/94 RETAINED HISTORICAL CATCHMENT AREAS BRAC 111.03 03/15/94

363rd MED BRP-SHAW  
 ( SOUTH CAROLINA SERVICE AREA )

POPULATION BY AGE/SEX

| AGE/SEX | ACTIVE DUTY | DEPS OF ACT DTY | MED ELG NG/RES | DEPS OF NG/RES | RETIRED | DEPS OF RETIRED | SURVIVR | TOTAL |
|---------|-------------|-----------------|----------------|----------------|---------|-----------------|---------|-------|
| 00-04/M | --          | 1168            | --             | 12             | --      | 48              | 7       | 1235  |
| 05-14/M | --          | 1736            | --             | 24             | --      | 366             | 20      | 2146  |
| 15-17/M | --          | 290             | --             | 10             | --      | 259             | 10      | 569   |
| 18-24/M | 1522        | 177             | 39             | 6              | 11      | 345             | 26      | 2126  |
| 25-34/M | 2368        | 97              | 41             | 3              | 27      | 11              | 3       | 2545  |
| 35-44/M | 1278        | 46              | 42             | 1              | 509     | 5               | 2       | 1883  |
| 45-64/M | 721         | 16              | 29             | 0              | 2674    | 6               | 1       | 2647  |
| 65+ /M  | --          | 3               | --             | 0              | 1065    | 6               | 0       | 1074  |
| 00-04/F | --          | 1067            | --             | 9              | --      | 33              | 5       | 1114  |
| 05-14/F | --          | 1659            | --             | 19             | --      | 410             | 28      | 2116  |
| 15-17/F | --          | 272             | --             | 5              | --      | 224             | 8       | 509   |
| 18-24/F | 312         | 956             | 4              | 9              | 0       | 574             | 29      | 1684  |
| 25-34/F | 219         | 1877            | 8              | 12             | 6       | 90              | 23      | 2429  |
| 35-44/F | 141         | 891             | 5              | 25             | 37      | 584             | 36      | 1719  |
| 45-64/F | 6           | 169             | 0              | 12             | 26      | 2334            | 268     | 2815  |
| 65+ /F  | --          | 14              | --             | 0              | 24      | 747             | 431     | 1217  |
| TOTAL   | 6162        | 10434           | 168            | 147            | 4181    | 5857            | 889     | 27838 |

POPULATION BY SPONSOR SERVICE BRANCH

| SPONSOR SERVICE | ACTIVE DUTY | DEPS OF ACT DTY | MED ELG NG/RES | DEPS OF NG/RES | RETIRED | DEPS OF RETIRED | SURVIVR | TOTAL |
|-----------------|-------------|-----------------|----------------|----------------|---------|-----------------|---------|-------|
| ARMY            | 4           | 530             | 48             | 91             | 673     | 862             | 203     | 2411  |
| NAVY            | 0           | 109             | 0              | 4              | 295     | 363             | 84      | 855   |
| AFLOAT          | 0           | 89              | --             | --             | --      | --              | --      | 89    |
| USMC            | 14          | 92              | 0              | 0              | 80      | 111             | 24      | 321   |
| USAF            | 6144        | 9606            | 20             | 52             | 3120    | 4510            | 565     | 24117 |
| USCG            | 0           | 8               | 0              | 0              | 13      | 11              | 6       | 38    |
| OTHER           | 0           | 0               | 0              | 0              | 0       | 0               | 7       | 7     |
| TOTAL           | 6162        | 10434           | 168            | 147            | 4181    | 5857            | 889     | 27838 |

MAY 31 '94 01:48PM VECTOR RESEARCH

P.5/14

RAPS POPULATION PROJECTION REPORT  
 FY96 BASED UPON FY93 BASELINE

MAY 31, 1994  
 13:59:35

U 6.01 03/30/94 RETAINED HISTORICAL CATCHMENT AREAS BRAC III.03 07/15/94

363rd MED GRP-SHAW  
 ( SOUTH CAROLINA SERVICE AREA )

POPULATION BY AGE/SEX

| AGE/SEX | ACTIVE DUTY | DEPS OF ACT DTY | MED ELG NG/RES | DEPS OF NG/RES | RETIRED | DEPS OF RETIRED | SURVIVR | TOTAL |
|---------|-------------|-----------------|----------------|----------------|---------|-----------------|---------|-------|
| 00-04/M | --          | 1170            | --             | 12             | --      | 48              | 7       | 1237  |
| 05-14/M | --          | 1739            | --             | 24             | --      | 368             | 20      | 2151  |
| 15-17/M | --          | 288             | --             | 10             | --      | 260             | 10      | 568   |
| 18-24/M | 1522        | 177             | 39             | 6              | 10      | 350             | 24      | 2130  |
| 25-34/M | 2362        | 97              | 42             | 3              | 27      | 11              | 3       | 2549  |
| 35-44/M | 1278        | 46              | 42             | 1              | 507     | 5               | 2       | 1881  |
| 45-64/M | 121         | 16              | 29             | 0              | 2529    | 6               | 1       | 2702  |
| 65+ /M  | --          | 3               | --             | 0              | 979     | 5               | 0       | 987   |
| 00-04/F | --          | 1067            | --             | 0              | --      | 33              | 9       | 1116  |
| 05-14/F | --          | 1662            | --             | 19             | --      | 413             | 28      | 2122  |
| 15-17/F | --          | 272             | --             | 5              | --      | 226             | 8       | 511   |
| 18-24/F | 312         | 958             | 4              | 9              | 0       | 377             | 29      | 1689  |
| 25-34/F | 419         | 1875            | 6              | 13             | 6       | 90              | 23      | 2434  |
| 35-44/F | 140         | 295             | 5              | 25             | 37      | 387             | 36      | 1725  |
| 45-64/F | 6           | 168             | 0              | 12             | 26      | 2334            | 274     | 2820  |
| 65+ /F  | --          | 17              | --             | 0              | 23      | 708             | 360     | 1108  |
| TOTAL   | 6160        | 10452           | 169            | 148            | 4144    | 5821            | 832     | 27726 |

POPULATION BY SPONSOR SERVICE BRANCH

| SPONSOR SERVICE | ACTIVE DUTY | DEPS OF ACT DTY | MED ELG NG/RES | DEPS OF NG/RES | RETIRED | DEPS OF RETIRED | SURVIVR | TOTAL |
|-----------------|-------------|-----------------|----------------|----------------|---------|-----------------|---------|-------|
| ARMY            | 4           | 541             | 49             | 92             | 660     | 854             | 191     | 2391  |
| NAVY            | 0           | 120             | 0              | 4              | 290     | 358             | 78      | 850   |
| AFLOAT          | 0           | 97              | --             | --             | --      | --              | --      | 97    |
| USMC            | 15          | 95              | 0              | 0              | 79      | 111             | 22      | 322   |
| USAF            | 6141        | 9591            | 120            | 52             | 3103    | 4487            | 528     | 24022 |
| USCC            | 0           | 0               | 0              | 0              | 12      | 11              | 4       | 37    |
| OTHER           | 0           | 0               | 0              | 0              | 0       | 0               | 7       | 7     |
| TOTAL           | 6160        | 10452           | 169            | 148            | 4144    | 5821            | 832     | 27726 |

RARE POPULATION PROJECTION REPORT  
FY97 BASED UPON FY93 BASELINE

MAY 31, 1994  
13:59:35

V.0.01 03/30/94 RETAIRED HISTORICAL CATCHMENT AREA UNAC 111.03 03/15/94

563RD MED GRP-SHAW  
( SOUTH CAROLINA SERVICE AREA )

POPULATION BY AGE/SEX

| AGE/SEX | ACTIVE DUTY | DEPS OF ACT DTY | MEP ELG NG/RES | DEPS OF NG/RES | RETIRED | DEPS OF RETIRED | SURVIVE | TOTAL |
|---------|-------------|-----------------|----------------|----------------|---------|-----------------|---------|-------|
| 00-04/M | --          | 1167            | --             | 12             | --      | 48              | 9       | 1236  |
| 05-14/M | --          | 1735            | --             | 24             | --      | 366             | 20      | 2145  |
| 15-17/M | --          | 290             | --             | 10             | --      | 259             | 10      | 569   |
| 18-24/M | 1522        | 176             | 39             | 6              | 18      | 347             | 36      | 2126  |
| 25-34/M | 2362        | 97              | 41             | 3              | 27      | 11              | 3       | 2544  |
| 35-44/M | 1278        | 46              | 42             | 1              | 504     | 3               | 2       | 1878  |
| 45-64/M | 121         | 16              | 29             | 0              | 2503    | 6               | 1       | 2674  |
| 65+ /M  | --          | 3               | --             | 0              | 1012    | 6               | 0       | 1021  |
| 00-04/F | --          | 1066            | --             | 9              | --      | 35              | 5       | 1113  |
| 05-14/F | --          | 1658            | --             | 19             | --      | 410             | 28      | 2115  |
| 15-17/F | --          | 272             | --             | 5              | --      | 225             | 8       | 510   |
| 18-24/F | 312         | 956             | 4              | 9              | 0       | 375             | 29      | 1685  |
| 25-34/F | 419         | 1871            | 8              | 12             | 6       | 90              | 23      | 2629  |
| 35-44/F | 141         | 800             | 1              | 25             | 37      | 584             | 36      | 1718  |
| 45-64/F | 6           | 169             | 0              | 12             | 26      | 2350            | 272     | 2815  |
| 65+ /F  | --          | 16              | --             | 0              | 25      | 728             | 382     | 1151  |
| TOTAL   | 6161        | 10428           | 168            | 147            | 4150    | 5823            | 852     | 27729 |

POPULATION BY SPONSOR SERVICE BRANCH

| SPONSOR SERVICE | ACTIVE DUTY | DEPS OF ACT DTY | MEP ELG NG/RES | DEPS OF NG/RES | RETIRED | DEPS OF RETIRED | SURVIVE | TOTAL |
|-----------------|-------------|-----------------|----------------|----------------|---------|-----------------|---------|-------|
| ARMY            | 3           | 528             | 38             | 91             | 663     | 855             | 195     | 2383  |
| NAVY            | 0           | 0               | 0              | 4              | 892     | 120             | 80      | 1044  |
| AFLDAT          | 0           | 58              | --             | --             | --      | --              | --      | 58    |
| USMC            | 14          | 92              | 0              | 0              | 79      | 111             | 23      | 319   |
| USAF            | 6144        | 9604            | 120            | 52             | 3103    | 4686            | 541     | 24050 |
| USCG            | 0           | 8               | 0              | 0              | 13      | 11              | 6       | 38    |
| OTHER           | 0           | 0               | 0              | 0              | 0       | 0               | 7       | 7     |
| TOTAL           | 6161        | 10428           | 168            | 147            | 4150    | 5823            | 852     | 27729 |

RAPS POPULATION PROJECTION REPORT MAY 31, 1996  
 FY98 BASED UPON FY93 BASELINE 13:59:35  
 V 6.01 03/30/94 RETAINED HISTORICAL CATCHMENT AREAS BRAC ICI.03 03/15/94

363RD MED GRP-BHAW  
 1 2441R CAROLINA SERVICE AREA :

POPULATION BY AGE/SEX

| AGE/SEX | ACTIVE DUTY | DEPS OF ACT DTY | MED ELG NG/RES | DEPS OF NG/RES | RETIRED | DEPS OF RETIRED | SURVIVR | TOTAL |
|---------|-------------|-----------------|----------------|----------------|---------|-----------------|---------|-------|
| 00-04/M | --          | 1168            | --             | 12             | --      | 48              | 7       | 1233  |
| 05-14/M | --          | 1736            | --             | 24             | --      | 365             | 20      | 2145  |
| 15-17/M | --          | 290             | --             | 10             | --      | 259             | 10      | 569   |
| 18-24/M | 1522        | 177             | 39             | 6              | 10      | 345             | 26      | 2125  |
| 25-34/M | 2363        | 97              | 41             | 2              | 27      | 11              | 3       | 2545  |
| 35-44/M | 1278        | 46              | 42             | 1              | 506     | 5               | 2       | 1880  |
| 45-54/M | 21          | 14              | 29             | 0              | 2400    | 4               | 1       | 2441  |
| 65+ /M  | --          | 3               | --             | 0              | 1039    | 6               | 0       | 1048  |
| 00-04/F | --          | 1066            | --             | 9              | --      | 33              | 5       | 1113  |
| 05-14/F | --          | 1658            | --             | 19             | --      | 409             | 29      | 2114  |
| 15-17/F | --          | 272             | --             | 5              | --      | 224             | 8       | 509   |
| 18-24/F | 312         | 956             | 6              | 9              | 0       | 375             | 29      | 1685  |
| 25-34/F | 419         | 1871            | 8              | 12             | 6       | 90              | 23      | 2429  |
| 35-44/F | 141         | 891             | 5              | 25             | 37      | 582             | 36      | 1717  |
| 45-54/F | 5           | 139             | 0              | 12             | 16      | 2333            | 271     | 2817  |
| 65+ /F  | --          | 16              | --             | 0              | 26      | 746             | 403     | 1191  |
| TOTAL   | 6162        | 10432           | 168            | 147            | 4167    | 5837            | 872     | 27785 |

POPULATION BY SPONSOR SERVICE BRANCH

| SPONSOR SERVICE | ACTIVE DUTY | DEPS OF ACT DTY | MED ELG NG/RES | DEPS OF NG/RES | RETIRED | DEPS OF RETIRED | SURVIVR | TOTAL |
|-----------------|-------------|-----------------|----------------|----------------|---------|-----------------|---------|-------|
| ARMY            | 4           | 529             | 48             | 91             | 669     | 858             | 200     | 2399  |
| NAVY            | 0           | 109             | 0              | 4              | 294     | 361             | 32      | 850   |
| AFLCANT         | 0           | 88              | --             | --             | --      | --              | --      | 88    |
| USMC            | 14          | 92              | 0              | 0              | 79      | 111             | 24      | 320   |
| USAF            | 6164        | 9606            | 120            | 52             | 3112    | 4496            | 553     | 24083 |
| USCG            | 0           | 8               | 0              | 0              | 13      | 11              | 6       | 38    |
| OTHER           | 0           | 0               | 0              | 0              | 0       | 0               | 7       | 7     |
| TOTAL           | 6162        | 10432           | 168            | 147            | 4167    | 5837            | 872     | 27785 |



# Document Separator

JOINT SERVICE QUESTIONNAIRE - MEDICAL  
INSTALLATION WORKSHEET  
SHEPPARD AFB, TX

**PURPOSE:** To correct the answer to question number 2.B.

**SOURCE:** JCAHO Survey

**METHOD:** Instructions outlined in the BRAC 95 Joint Service  
Questionnaire for MTFs and GME

**CONCLUSION:** Total Gross Square Feet of Base Medical Facilities  
325,297 sq. ft.

**Preparer:** I certify the above information is accurate and complete  
to the best of my knowledge and belief.

\_\_\_\_\_  
Signature/Date

\_\_\_\_\_  
Typed Name, Rank, Office Symbol, DSS

**MAJCOM Reviewer:** I certify the above information is accurate and  
complete to the best of my knowledge and belief.

*Michael W. Casey 14 Jul*  
\_\_\_\_\_  
Signature/Date

MICHAEL W. CASEY, Capt, AETC/SGAL,  
Typed Name, Rank, Office Symbol, DSS

JOINT SERVICE QUESTIONNAIRE - MEDICAL  
INSTALLATION WORKSHEET  
SHEPPARD AFB TX

PURPOSE: To document the answer to questions numbered 2.B.

SOURCE: JCAHO Survey

METHOD: Instructions outlined in the BRAC 95 Joint Service  
Questionnaire for MTFs and GME

CONCLUSION: See Overall Assessment of Base Medical Facility  
(Atch 5)

Preparer: I certify the above information is accurate and  
complete to the best of my knowledge and belief.

Albert L. Bledsoe 3 Jun 94  
Signature/Date

ALBERT L. BLEDSOE, Maj, SGAH, 736-3  
Typed Name, Rank, Office Symbol, DSN

MAJCOM Reviewer: I certify the above information is accurate  
complete to the best of my knowledge and belief.

Michael W. Casey 10 Jun 94  
Signature/Date

Michael W. Casey, Capt, AETC/SGAL, 487-4  
Typed Name, Rank, Office Symbol, DSN

**Overall Assessment of Base Medical Facilities**

Prepared by: 1Lt Bradley E. Balon Date: 1 Jun 94

Phone #: 676-6306 MAJCOM: AETC Base: Sheppard

Organization: 82d Medical Group

Total Gross Square Feet of Base Medical Facilities: 35

JCAHO Life Safety Management Score: 2

Date of JCAHO Survey: 1992

| FUNCTION/SYSTEM                | % ADEQUATE | % SUBSTANDARD | % INADEQUATE |
|--------------------------------|------------|---------------|--------------|
| 1) Parking                     | 95% ✓      | 5% ✓          | 0%           |
| 2) Administration              | 95% ✓      | 5% ✓          | 0%           |
| 3) Central Sterile Svcs        | 90% ✓      | 10% ✓         | 0%           |
| 4) Dental                      | 90% ✓      | 10% ✓         | 0%           |
| 5) Emergency Services          | 90% ✓      | 10% ✓         | 0%           |
| 6) Food Services               | 95% ✓      | 5% ✓          | 0%           |
| 7) Laboratories                | 90% ✓      | 10% ✓         | 0%           |
| 8) Logistics                   | 100% ✓     | 0% ✓          | 0%           |
| 9) Inpatient Nursing Units     | 85% ✓      | 15% ✓         | 0%           |
| 10) Labor/Delivery/<br>Nursery | 90% ✓      | 10% ✓         | 0%           |
| 11) Outpatient Clinic          | 90% ✓      | 10% ✓         | 0%           |
| 12) Pharmacy                   | 100% ✓     | 0% ✓          | 0%           |
| 13) Radiology                  | 95% ✓      | 5% ✓          | 0%           |
| 14) Surgical Suite             | 90% ✓      | 10% ✓         | 0%           |
| 15) Building Systems           |            |               |              |
| a) Structural/Seismic:         | 100%       | 0%            | 0%           |
| b) HVAC:                       | 60%        | 40%           | 0%           |
| c) Plumbing:                   | 60%        | 40%           | 0%           |
| d) Electrical Service:         | 100%       | 0%            | 0%           |
| e) Electrical<br>Distribution: | 95%        | 5%            | 0%           |

*Skoglund*

|                    |     |     |   |
|--------------------|-----|-----|---|
| f) Emergency Power | 90% | 10% | ( |
| g) Communications  | 90% | 10% | ( |

**AIR STAFF COLLECTION WORKSHEET**

**PURPOSE:** To provide additional information as requested in the original collection data call for Sheppard AFB.

**REFERENCE:** HQ AFMMA/SGSPW, Capt O'Boyle, DEN 217-5554

**REFERENCE:** IN LTR #4, THE JCSB LTRP ASKS FOR INFORMATION CONCERNING "Available Beds" in each MTF.

"Available Beds" are defined as: "the number of beds readily available in space designed for inpatient bed placement. The space will meet current accreditation standards and usually have suction, medical gas and nurse call capability. Bed space that has been permanently encumbered (requires construction to convert it to usable bed space) will not be considered. The space will normally have 140 to 200 square feet per bed. The Available Bed Capacity figure will at a minimum equal the operating beds at a facility plus other bed space meeting the above requirements as reported in the data calls."

HQ AFMMA/SGSPW conducted a survey in Nov 93 that collected information for "Normal Beds." The definition above approximates the definition for "Normal Beds" as specified in that survey. It was determined appropriate to use the data submitted by the MTFs in Nov 93 for "Normal Beds" to meet this late requirement for "Available Beds."

**CONCLUSION:** Available beds for Sheppard AFB are 197. (197)

**MAJCOM CONCURE:** John W. Galt, Sr, Lt Col USAF  
 882 W. 2nd St, Hq ABTC/GARR, DEN 487-5027.

**BASE CONCURE:** Thomas L. Rampy, Lt Col USAF, NC

I certify that the above information is accurate and complete to the best of my knowledge and belief.

**AIR STAFF REVIEWER:** James E. Decker **DATE:** 24 Oct 94  
 Lt Col James E. Decker, USAF  
 Medical Manpower Division  
 Dir of Medical Programs and Resources  
 Office of the AF Surgeon General

### AIR STAFF CORRECTION WORKSHEET

**PURPOSE:** To provide corrected answer to question 4 of the Medical Data Call  
Signal AFB:

**SOURCE:** Air Staff calculation using methodology provided in Data Call and direction of the Joint Group.

**METHOD:** During the course of completing this Data Call, MAJCOMs and I asked for clarification on terminology and answers cited in the questionnaire. As reviewing the inputs, we determined that there was too much room for misinterpretation and error. To ensure consistency in the data, the Air Staff calculated MTF cost facility using consistent sources and methodology. This Air Staff determined result for the Joint Group process.

After this calculation was done and the information provided to MAJCOM methodology was altered by the Joint Group. The cost was adjusted by not adding CAT II RWFs (Para B(7)) and not adding personnel and inflation factors to Para

**CONCLUSION:** Adjusted MTF cost for Signal AFB is 111.4  
138.76

MAJCOM CONCURS

*Richard L. Bond*

REGINALD L. BOND, Maj, USA  
Director, Medical Resource

BASE CONCURS

*Reginald L. Bond*

I certify that the above information is accurate and complete to the best of my  
and belief

AIR STAFF REVIEWER:

*Laura E. DeMa*

DATE: 21 Oct

Laura E. DeMa, CNS, USAF  
Medical Manpower Division  
Dir of Medical Programs and Resources  
Office of the AF Surgeon General

## AIR STAFF CORRECTION WORKSHEET

**PURPOSE:** To provide corrected answer to question 4 of the Medical Data Call,  
Sheppard AFB.

**SOURCE:** Air Staff calculation using methodology provided in Data Call adjusted per direction of the Joint Group.

**METHOD:** During the course of completing this Data Call, MAJCOMs and facilities asked for clarification on terminology and sources cited in the questionnaire. After reviewing the inputs, we determined that there was too much room for misinterpretation and errors. To ensure consistency in the data, the Air Staff calculated MTF cost for each facility using consistent sources and methodology. This Air Staff determined result was used for the Joint Group process.

After this calculation was done and the information provided to MAJCOMs, the methodology was altered by the Joint Group. The cost was adjusted by not deleting the CAT II RWP (Para B(7)) and not adding payraises and inflation factors in Para C.

**CONCLUSION:** Adjusted MTF cost for Sheppard AFB is \$ 5183.98 vice 5518.71.

**MAJCOM CONCURS:** Ssgt Wingard, HQ AERC ISG ARX. OSN 487-5027

**BASE CONCURS.**

I certify that the above information is accurate and complete to the best of my knowledge and belief.

**AIR STAFF REVIEWER:** Laura E. DuMez **DATE:** 21 Oct 94

Laura E. DuMez, CMSgt, USAF  
Medical Manpower Division  
Dir of Medical Programs and Resources  
Office of the AF Surgeon General



**JOINT SERVICE QUESTIONNAIRE - MEDICAL  
SHEPPARD AIR FORCE BASE**

**SECTION 1 - MISSION:**

**A. Population.**

**(1) Military Population.**

**(a) Clinics, Hospitals and Non-Lead Agent Medical Centers:** Identify the beneficiary population in your catchment area.

**ANSWER:** See (c) below.

**(b) Lead Agent Medical Centers:**

**ANSWER:** N/A

**(c) Regional Population Summary:**

| <b>BENEFICIARY TYPE</b> | <b>ACTUAL FY 1993</b>  | <b>PROJECTED 2001</b>  |
|-------------------------|------------------------|------------------------|
| ACTIVE DUTY (AD)        | 6196                   | 5821                   |
| FAMILY MEMBERS OF AD    | 7264                   | 6599                   |
| SUBTOTAL                | 13460                  | 12420                  |
| RETIRES AND FAMILIES    | 8092                   | 8081                   |
| OTHERS                  | 772                    | 969                    |
| <b>TOTAL</b>            | <del>35784</del> 22324 | <del>33890</del> 21470 |

**(d) Projected changes in military population:** If you anticipate any other changes in your military population through the year 2001, provide specifics about the change - What, When, Numbers Impacted.

**ANSWER:** Our military population is expected to increase approximately 15% between FY94 and FY95. However, there are no significant projected changes in the military population from FY95 through the year 2001. Specific UPT training estimates are as follows:

| <b>FY 94</b> | <b>FY 95</b> | <b>FY 96</b> | <b>FY 97</b> | <b>FY 98</b> | <b>FY 99</b> | <b>FY 00</b> | <b>FY 01</b> |
|--------------|--------------|--------------|--------------|--------------|--------------|--------------|--------------|
| 372          | 395          | 418          | 444          | 444          | 444          | 444          | 444          |

**(e) Clinics:** If there is a significant difference in the beneficiary population between your 20-mile catchment area and a 40-mile area, please comment.

**ANSWER:** There are approximately 4,000 beneficiaries residing outside the 20-mile catchment area.

(2) All Facilities: Total Military and Civilian Population in Area: Provide the US Census population for your 40-mile catchment area.

ANSWER: 118,310

B. Civilian Catchment Information. List all the community hospitals in your local 40-mile catchment area (this section does not apply to Lackland, Keesler, and bases supported by clinics (Randolph, Goodfellow, Vance and Reese)).

(1) Catchment Area Community Hospitals.

(a) Hospital Catchment Area: Defined as sets of zip codes emanating from the center of the MTF within a radius of 40 miles.

| HOSPITAL NAME                | CITY, COUNTY, STATE        | OWNER-SHIP                             | DIST  | DRIVE TIME | BEDS | OCC RATE | JCAHO | RELATION-SHIP | FEAT URES |
|------------------------------|----------------------------|--|-------|------------|------|----------|-------|---------------|-----------|
| Bethania Regional HC Center  | Wichita Falls, Wichita, TX | Sisters of the Holy Family of Nazareth | 5 mi  | 10 min     | 258  | 59       | YES   | MOU           | 1         |
| Wichita General Hospital     | Wichita Falls, Wichita, TX | City/County                            | 3 mi  | 8 min      | 220  | 57       | YES   | MOU           | 2         |
| Red River Hospital           | Wichita Falls, Wichita, TX | Private                                | 3 mi  | 5 min      | 66   | N/A      | YES   | MOU           | 3 Psych   |
| Wichita Falls Rehab Hospital | Wichita Falls, Wichita, TX | Private                                | 10 mi | 15 min     | 60   | 51       | YES   | MOU           | 4 Rehab   |
| Wichita State Hospital       | Wichita Falls, Wichita, TX | State                                  | 15 mi | 25 min     | 390  | 77       | YES   | MOU           | 5 Psych   |
| Clay County Hospital         | Henrietta, Clay, TX        | County                                 | 20 mi | 30 min     | 32   | 29       | NO    | MOU           | 6         |

N/A = Not Available

2 201

NOTES:

1. Complete Medical/Surgical Treatment of Digestive Disorders, Laparoscopic Gallbladder Surgery, Nutritional Counseling, 24-hour Emergency Services, Comprehensive Cardiac Diagnosis and Treatment.

2. 24-Hour Emergency Care, OB, Newborn, and Pediatric, In/Out-Patient Surgery, Intensive Care Unit, Cardiac Care Unit, Pain Management-Acute and Chronic, Rehabilitation Center.

3. Crisis Assessment and Referral Service, Adult/Adolescent Psychiatric Care, Chemical Dependency Treatment.

4. Head Injury Treatment, Spinal Cord Injury Treatment, Amputation, Stroke, Arthritis, Orthopedic Disorders, Neurological Disorders, Chronic Pain Management.

5. Inpatient Psychiatric Care.

6. Level-4 Trauma Center, Hospital-Based Home Health Agency.

(b) Discuss the availability of public transportation, or other issues, such as geographical barriers, or weather conditions.

ANSWER: The city of Wichita Falls has a population of approximately 100,000. Mass Transit Authority (city bus) and several local taxi companies are the only public transportation available. There are no significant geographical barriers and weather conditions are pleasant with mild winters and hot summers.

(2) Catchment Area Civilian Providers.

(a) Complete the following table for the civilian providers that are currently practicing within your 40-mile catchment area.

| PROVIDER TYPE:                | AS OF 30 SEP 94 |
|-------------------------------|-----------------|
| Primary Care                  | ?               |
| General & Family Practitioner | 36              |
| Internal Medicine             | 12              |
| Pediatrics                    | 17              |
| Obstetrics                    | 26              |
| Physician Extenders           | 21              |
| Specialty Care                | 194             |

(b) Discuss the availability/accessibility of civilian providers, especially for key services required of the MTF population (e.g., obstetrics/gynecology). That is, while there may be an adequate number of PCPs in the community, are they able to accommodate increased workload in needed specialty areas should the MTF cease inpatient operations?

ANSWER: The availability/accessibility of civilian providers for key services required of the MTF population is adequate and is a very essential source of medical care for our eligible beneficiaries. However, local Primary Care Physicians will not be able to accommodate increased workload in needed specialty areas should the MTF cease inpatient operations. A few providers may be able to accept new patients but waiting times for routine follow-up appointments will take much longer.

(c) Are there any specialties in your area that do not accept CHAMPUS assignment? If so, do these providers balance-bill CHAMPUS patients?

ANSWER: There are two specialties (Cardiology and OB/GYN) in our catchment area that may discontinue accepting CHAMPUS assignment. A meeting was held during May 1994 to discuss CHAMPUS allowance and Medicare. Currently, the CHAMPUS allowable for these

services are less than the Medicare reimbursement. I'm convinced as long as the CHAMPUS allowable doesn't fall below Medicare these providers will continue to accept CHAMPUS assignment.

## SECTION 2 - FACILITIES

A. Complete the Base Medical Facilities Listing and Overall Assessment of Base Medical Facilities tables below:

| Bldg No. | Category Code | Category Description                      | Gross Square Footage | Year Constructed | Condition Code & Date of Report |
|----------|---------------|---|----------------------|------------------|---------------------------------|
| 1200     | 510001        | Hospital                                  | 315,935              | 1963             | 1 (28 Feb 94)                   |
| 1202     | 811149        | Hospital Emergency Generator              | 597                  | 1970             | 1 (28 Feb 94)                   |
| 1209     | 510713        | Biohazard Storage                         | 429                  | 1975             | 1 (28 Feb 94)                   |
| 1214     | 442257        | Liquid Oxygen Storage                     | 683                  | 1974             | 1 (28 Feb 94)                   |
| 1215     | 890123        | A/C Plant Building                        | 4,615                | 1982             | 1 (28 Feb 94)                   |
| 1216     | 510176        | Bioenvironmental Engineering              | 1680                 | 1987             | 1 (28 Feb 94)                   |
| 00061    | 530634        | Veterinary Services (Med Food Inspection) | 1,358                | 1979             | 1 (28 Feb 94)                   |

B. Overall Facility Condition Assessment.

| FUNCTION/SYSTEM             | % ADEQUATE | % SUBSTANDARD | % INADEQUATE |
|-----------------------------|------------|---------------|--------------|
| 1. Parking                  | 95         | 5             | 0            |
| 2. Administration           | 95         | 5             | 0            |
| 3. Central Sterile Services | 90         | 10            | 0            |
| 4. Dental                   | 90         | 10            | 0            |
| 5. Emergency Services       | 90         | 10            | 0            |
| 6. Food Services            | 95         | 5             | 0            |
| 7. Laboratories             | 90         | 10            | 0            |
| 8. Logistics                | 100        | 0             | 0            |
| 9. Inpatient Nursing        | 85         | 15            | 0            |
| 10. Labor/Delivery/Nursery  | 90         | 10            | 0            |
| 11. Outpatient Clinic       | 90         | 10            | 0            |
| 12. Pharmacy                | 100        | 0             | 0            |
| 13. Radiology               | 95         | 5             | 0            |
| 14. Surgical Suite          | 90         | 10            | 0            |
| 15. Building Systems        |            |               |              |
| a. Structural/Seismic       | 100        | 0             | 0            |
| b. HVAC                     | 60         | 40            | 0            |
| c. Plumbing                 | 60         | 40            | 0            |
| d. Electrical Service       | 100        | 0             | 0            |
| e. Electrical Distribution  | 95         | 5             | 0            |
| f. Emergency Power          | 90         | 10            | 0            |
| g. Communications           | 90         | 10            | 0            |

**SECTION 3 - CONTINGENCY/MOBILIZATION:**

A. Provide the distance, in driving miles, that your facility is located from any military or civilian airfield that can accommodate a C-9 aircraft.

ANSWER: Approximately 1/2 mile.

B. Designed Operational Capability (DOC) Statement Taskings: What are your facility's DOC statement taskings?

ANSWER: FFGKE - 125-Bed Expansion Unit (53 Personnel)  
FFGK5 - 50-Bed Med Core, ATH (43 Personnel)  
FFGK2 - 50-Bed Med Aug1, ATH (38 Personnel)  
FFGK6 - 50-Bed Surg Aug, ATH (8 Personnel)  
FFGK4 - 50-Bed Med Aug2, ATH (29 Personnel)  
FFGK7 - 50-Bed Surg/Ortho Aug, ATH (10 Pers.)

- Withhold from mobility selected personnel to satisfy 60% of the total manpower requirement in support of a Blood Donor Center.
- Withhold from mobility two Flight Surgeons and three Aeromedical Technicians to provide support to the Undergraduate Pilot Training mission.
- Provider personnel to support base mobility processing.
- Support Accelerated PIM processing.
- Expand the capacity of the facility to operate 3 primary operating rooms and 318 acute care beds as a designated casualty reception hospital.
- Provide continued support to the base population.

C. Operational Beds: Indicate the number of operating beds for your facility.

ANSWER: Operating beds - 80

D. Bed Expansion Capacity: Annotate the total number of beds that can be used in nursing units or rooms designed for patient beds.

ANSWER: Expanded Beds - 318. It should be noted that 189 of the 318 are designated for patients requiring inpatient psychiatric care.

**SECTION 4 - MTF COSTS: Calculate the MTF cost per Relative Weighted Products (RWP).**

ANSWER: ~~\$4,707~~

## AIR STAFF CORRECTION WORKSHEET

**PURPOSE:** To provide corrected answer to question 4 of the Medical Data Call, Sheppard AFB.

**SOURCE:** Air Staff calculation using methodology provided in Data Call.

**METHOD:** During the course of completing this Data Call, MAJCOMs and facilities asked for clarification on terminology and sources cited in the questionnaire. After reviewing the inputs, we determined that there was too much room for misinterpretation and errors. To ensure consistency in the data, the Air Staff calculated MTF cost for each facility using consistent sources and methodology. This Air Staff determined result will be used for the Joint Group process.

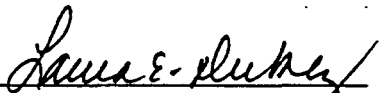
**CONCLUSION:** MTF cost for Sheppard AFB is \$5518.71.

**MAJCOM CONCURS:** MSgt Keyes, HQ AETC/SGAC.

**BASE CONCURS.**

I certify that the above information is accurate and complete to the best of my knowledge and belief.

**AIR STAFF REVIEWER:**



**DATE:** 27 Jun 94

Laura E. DuMez, CMSgt, USAF  
Medical Manpower Division  
Dir of Medical Programs and Resources  
Office of the AF Surgeon General

**SECTION 5 - LOCAL ASSESSMENT:**

A. Assuming current DoD population levels, what impact would the reduction or closure of MTF inpatient capability have on your catchment area? Can the local community provide the necessary inpatient services?

ANSWER: The reduction or closure of this MTF's inpatient capability will have a substantial impact on our catchment area. We are still currently seeing a significant number of Carswell patients since base closure in 1992. Although Ft. Sill Army Reservation is approximately 50 miles north of Sheppard AFB, it does not have the capability to absorb our beneficiary population. The local community can not provide the necessary inpatient services.

B. Assuming no remaining active duty Air Force and their families, what impact would the closure of the entire MTF have on your catchment area? Can the local community provide the necessary services?

ANSWER: If all active duty Air Force and their families left Sheppard AFB and the MTF closed, there would be a substantial impact on our catchment area. Without the MTF the local community cannot provide the necessary services to our remaining eligible beneficiary population.

# Document Separator



## AIR STAFF CORRECTION WORKSHEET

**PURPOSE:** To provide additional information not requested in the original medical data call for Tinker AFB.

**SOURCE:** HQ AFMSA/SGSFW, Capt O'Brien, DSN 297-5554

**METHOD:** In Oct 94, the Joint Group asked for information concerning "Available Beds" in each MTF.

"Available Beds" are defined as: "the number of beds readily available in space designed for inpatient bed placement. The space will meet current accreditation standards and usually have suction, medical gas and nurse call capability. Bed space that has been permanently encumbered (requires construction to convert it to usable bed space) will not be considered. The space will normally have 140 to 200 square feet per bed. The Available Bed Capacity figure will at a minimum equal the operating beds at a facility plus other bed space meeting the above requirements as reported in the data calls."

HQ AFMSA/SGSFW conducted a survey in Nov 93 that collected information for "Normal Beds." The definition above approximates the definition for "Normal Beds" as specified in that survey. It was determined appropriate to use the data submitted by the MTFs in Nov 93 for "Normal Beds" to meet this late requirement for "Available Beds."

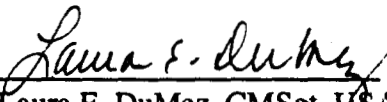
**CONCLUSION:** Available beds for Tinker AFB are 65.

**MAJCOM CONCURS:** Capt Potter, HQ AFMC/SGAR, DSN 787-7224.

**BASE CONCURS.**

I certify that the above information is accurate and complete to the best of my knowledge and belief.

**AIR STAFF REVIEWER:**

  
Laura E. DuMez, CMSgt, USAF  
Medical Manpower Division  
Dir of Medical Programs and Resources  
Office of the AF Surgeon General

**DATE:** 24 Oct 94

1

## AIR STAFF CORRECTION WORKSHEET

**PURPOSE:** To provide corrected answer to question 4 of the Medical Data Call,  
Tinker AFB.

**SOURCE:** Air Staff calculation using methodology provided in Data Call adjusted per direction of the Joint Group.

**METHOD:** During the course of completing this Data Call, MAJCOMs and facilities asked for clarification on terminology and sources cited in the questionnaire. After reviewing the inputs, we determined that there was too much room for misinterpretation and errors. To ensure consistency in the data, the Air Staff calculated MTF cost for each facility using consistent sources and methodology. This Air Staff determined result was used for the Joint Group process.

After this calculation was done and the information provided to MAJCOMs, the methodology was altered by the Joint Group. The cost was adjusted by not deleting the CAT II RWP (Para B(7)) and not adding payraises and inflation factors in Para C.

**CONCLUSION:** Adjusted MTF cost for Tinker AFB is \$ 5349.34 vice 5702.97.

**MAJCOM CONCURS:** Capt Parker, HQ AMC ISGA. 787-7224

**BASE CONCURS.**

I certify that the above information is accurate and complete to the best of my knowledge and belief.

**AIR STAFF REVIEWER:** Laura E. DuMez DATE: 21 Oct 94

Laura E. DuMez, CMSgt, USAF  
Medical Manpower Division  
Dir of Medical Programs and Resources  
Office of the AF Surgeon General

**BASE REALIGNMENT AND CLOSURE 1995  
JOINT CROSS-SERVICE GROUP DATA CALL**

654th Medical Group  
Tinker AFB OK 73145-8102

*Prepared by:*

*Capt Michael S. Carlton, USAF, MSC, CHE  
Lt Dale A. Moilanen, USAF, MSC*

7 June 1994

**INSTALLATION WORKSHEET**

**654th Medical Group**

**Tinker AFB, OK**

**PURPOSE:** To document the answer to BRAC 95 question number 1A(1)(a).

**SOURCE:** Resource Analysis and Planning System (RAPS).


**METHOD:** Logged on to Defense Medical Information System (DMIS), Resource Analysis and Planning System (RAPS) to obtain Military Beneficiary Population information. Produced population reports by Age/Sex and Sponsor Service. (See attached)

**CONCLUSION:** Total beneficiary population in catchment area: 54,439

**Preparer:** I certify the above information is accurate and complete to the best of my knowledge and belief.

 Date: 7 JUN 1994  
DALE A. MOILANEN, 1Lt, SGC, DSN 884-5403

**MAJCOM Reviewer:** I certify the above information is accurate and complete to the best of my knowledge and belief.

 Date: 14 Jun 94  
CHARLES E. POTTER, Capt, SGAP, DSN 787-7224

6.01 03/30/94

RAPS MODEL FY93 BASELINE POPULATION ESTIMATES

JUN 1, 1994

14:31:01

RETAINED HISTORICAL CATCHMENT AREAS

BRAC III.03 03/15/94

654th MEDICAL GROUP-TINKER

POPULATION BY AGE/SEX

| AGE/SEX | ACTIVE DUTY | DEPS OF ACT DTY | MED ELG NG/RES | DEPS OF NG/RES | RETIRED | DEPS OF RETIRED | SURVIVR | TOTAL |
|---------|-------------|-----------------|----------------|----------------|---------|-----------------|---------|-------|
| 00-04/M | --          | 1882            | --             | 50             | --      | 105             | 3       | 2040  |
| 05-14/M | --          | 2535            | --             | 146            | --      | 905             | 29      | 3615  |
| 15-17/M | --          | 412             | --             | 38             | --      | 621             | 23      | 1094  |
| 18-24/M | 1911        | 338             | 152            | 35             | 20      | 964             | 67      | 3487  |
| 25-34/M | 3502        | 163             | 137            | 7              | 98      | 34              | 15      | 3956  |
| 35-44/M | 1759        | 76              | 172            | 6              | 1154    | 26              | 12      | 3205  |
| 45-64/M | 192         | 38              | 128            | 9              | 6613    | 11              | 4       | 6995  |
| 65+ /M  | --          | 9               | --             | 0              | 3291    | 8               | 1       | 3309  |
| 00-04/F | --          | 1693            | --             | 37             | --      | 110             | 5       | 1845  |
| 05-14/F | --          | 2403            | --             | 120            | --      | 869             | 36      | 3428  |
| 15-17/F | --          | 446             | --             | 37             | --      | 585             | 29      | 1097  |
| 18-24/F | 430         | 1686            | 42             | 69             | 3       | 949             | 54      | 3233  |
| 25-34/F | 547         | 2713            | 30             | 79             | 12      | 216             | 20      | 3617  |
| 35-44/F | 191         | 1296            | 24             | 117            | 57      | 1511            | 58      | 3254  |
| 45-64/F | 14          | 258             | 14             | 60             | 120     | 5860            | 674     | 7000  |
| 65+ /F  | --          | 26              | --             | 0              | 73      | 2191            | 974     | 3264  |
| TOTAL   | 8546        | 15974           | 699            | 810            | 11441   | 14965           | 2004    | 54439 |

RAPS POPULATION PROJECTION REPORT  
 FY94 BASED UPON FY93 BASELINE

JUN 1, 1994  
 14:31:01

6.01 03/30/94

RETAINED HISTORICAL CATCHMENT AREAS

BRAC III.03 03/15/94

654th MEDICAL GROUP-TINKER

POPULATION BY AGE/SEX

| AGE/SEX | ACTIVE DUTY | DEPS OF ACT DTY | MED ELG NG/RES | DEPS OF NG/RES | RETIRED | DEPS OF RETIRED | SURVIVR | TOTAL |
|---------|-------------|-----------------|----------------|----------------|---------|-----------------|---------|-------|
| 00-04/M | --          | 1831            | --             | 47             | --      | 103             | 3       | 1984  |
| 05-14/M | --          | 2469            | --             | 138            | --      | 887             | 29      | 3523  |
| 15-17/M | --          | 402             | --             | 36             | --      | 609             | 23      | 1070  |
| 18-24/M | 1922        | 329             | 143            | 33             | 21      | 946             | 67      | 3461  |
| 25-34/M | 3501        | 159             | 128            | 7              | 91      | 34              | 15      | 3935  |
| 35-44/M | 1762        | 75              | 161            | 6              | 1132    | 26              | 12      | 3174  |
| 45-64/M | 194         | 37              | 118            | 9              | 6466    | 11              | 4       | 6839  |
| 65+ /M  | --          | 9               | --             | 0              | 3485    | 8               | 1       | 3503  |
| 00-04/F | --          | 1646            | --             | 35             | --      | 108             | 5       | 1794  |
| 05-14/F | --          | 2339            | --             | 114            | --      | 852             | 36      | 3341  |
| 15-17/F | --          | 435             | --             | 34             | --      | 574             | 29      | 1072  |
| 18-24/F | 432         | 1639            | 39             | 65             | 3       | 932             | 54      | 3164  |
| 25-34/F | 549         | 2642            | 28             | 74             | 12      | 212             | 20      | 3537  |
| 35-44/F | 191         | 1264            | 23             | 110            | 56      | 1481            | 58      | 3183  |
| 45-64/F | 14          | 251             | 13             | 56             | 118     | 5807            | 663     | 6922  |
| 65+ /F  | --          | 26              | --             | 0              | 78      | 2301            | 1053    | 3458  |
| TOTAL   | 8565        | 15553           | 653            | 764            | 11462   | 14891           | 2072    | 53960 |

RAPS POPULATION PROJECTION REPORT

JUN 1, 1994

[FY95 BASED UPON FY93 BASELINE

14:31:01

✓ 6.01 03/30/94

RETAINED HISTORICAL CATCHMENT AREAS

BRAC III.03 03/15/94

654th MEDICAL GROUP-TINKER

POPULATION BY AGE/SEX

| AGE/SEX | ACTIVE<br>DUTY | DEPS OF<br>ACT DTY | MED ELG<br>NG/RES | DEPS OF<br>NG/RES | RETIRED | DEPS OF<br>RETIRED | SURVIVR | TOTAL |
|---------|----------------|--------------------|-------------------|-------------------|---------|--------------------|---------|-------|
| 00-04/M | --             | 1770               | --                | 46                | --      | 101                | 3       | 1920  |
| 05-14/M | --             | 2389               | --                | 134               | --      | 874                | 29      | 3426  |
| 15-17/M | --             | 387                | --                | 35                | --      | 600                | 23      | 1045  |
| 18-24/M | 1858           | 320                | 139               | 32                | 20      | 930                | 67      | 3366  |
| 25-34/M | 3390           | 153                | 125               | 7                 | 89      | 33                 | 15      | 3812  |
| 35-44/M | 1707           | 73                 | 157               | 5                 | 1127    | 26                 | 12      | 3107  |
| 45-64/M | 187            | 36                 | 115               | 8                 | 6316    | 11                 | 4       | 6677  |
| 65+ /M  | --             | 9                  | --                | 0                 | 3684    | 9                  | 1       | 3703  |
| 00-04/F | --             | 1591               | --                | 34                | --      | 107                | 5       | 1737  |
| 05-14/F | --             | 2262               | --                | 111               | --      | 841                | 36      | 3250  |
| 15-17/F | --             | 421                | --                | 33                | --      | 565                | 29      | 1048  |
| 18-24/F | 418            | 1585               | 38                | 63                | 3       | 917                | 54      | 3078  |
| 25-34/F | 532            | 2554               | 28                | 72                | 12      | 209                | 20      | 3427  |
| 35-44/F | 186            | 1224               | 22                | 107               | 56      | 1462               | 58      | 3115  |
| 45-64/F | 14             | 243                | 13                | 54                | 114     | 5752               | 648     | 6838  |
| 65+ /F  | --             | 25                 | --                | 0                 | 81      | 2411               | 1135    | 3652  |
| TOTAL   | 8292           | 15042              | 637               | 741               | 11502   | 14848              | 2139    | 53201 |

RAPS POPULATION PROJECTION REPORT  
 [FY96 BASED UPON FY93 BASELINE  
 RETAINED HISTORICAL CATCHMENT AREAS

JUN 1, 1994

14:31:01

5.01 03/30/94

BRAC III.03 03/15/94

654th MEDICAL GROUP-TINKER

[POPULATION BY AGE/SEX

| AGE/SEX      | ACTIVE DUTY | DEPS OF ACT DTY | MED ELG NG/RES | DEPS OF NG/RES | RETIRED      | DEPS OF RETIRED | SURVIVR     | TOTAL        |
|--------------|-------------|-----------------|----------------|----------------|--------------|-----------------|-------------|--------------|
| 00-04/M      | --          | 1807            | --             | 46             | --           | 100             | 3           | 1956         |
| 05-14/M      | --          | 2441            | --             | 133            | --           | 866             | 29          | 3469         |
| 15-17/M      | --          | 397             | --             | 34             | --           | 594             | 23          | 1048         |
| 18-24/M      | 1908        | 325             | 137            | 31             | 20           | 920             | 67          | 3408         |
| 25-34/M      | 3477        | 158             | 124            | 6              | 85           | 33              | 15          | 3898         |
| 35-44/M      | 1748        | 74              | 153            | 5              | 1126         | 25              | 12          | 3143         |
| 45-64/M      | 190         | 37              | 113            | 8              | 6210         | 11              | 4           | 6573         |
| 65+ /M       | --          | 9               | --             | 0              | 3841         | 9               | 1           | 3860         |
| 00-04/F      | --          | 1626            | --             | 34             | --           | 105             | 5           | 1770         |
| 05-14/F      | --          | 2311            | --             | 110            | --           | 833             | 36          | 3290         |
| 15-17/F      | --          | 430             | --             | 33             | --           | 559             | 29          | 1051         |
| 18-24/F      | 430         | 1614            | 37             | 63             | 3            | 906             | 54          | 3107         |
| 25-34/F      | 546         | 2610            | 27             | 71             | 11           | 207             | 20          | 3492         |
| 35-44/F      | 191         | 1249            | 21             | 106            | 56           | 1450            | 58          | 3131         |
| 45-64/F      | 14          | 249             | 13             | 54             | 114          | 5718            | 638         | 6800         |
| 65+ /F       | --          | 25              | --             | 0              | 86           | 2501            | 1214        | 3826         |
| <b>TOTAL</b> | <b>8504</b> | <b>15362</b>    | <b>625</b>     | <b>734</b>     | <b>11552</b> | <b>14837</b>    | <b>2208</b> | <b>53822</b> |



RAPS POPULATION PROJECTION REPORT  
 {FY97 BASED UPON FY93 BASELINE  
 RETAINED HISTORICAL CATCHMENT AREAS

JUN 1, 1994

14:31:01

v 6.01 03/30/94

BRAC III.03 03/15/94

654th MEDICAL GROUP-TINKER

(POPULATION BY AGE/SEX)

| AGE/SEX | ACTIVE<br>DUTY | DEPS OF<br>ACT DTY | MED ELG<br>NG/RES | DEPS OF<br>NG/RES | RETIRED | DEPS OF<br>RETIRED | SURVIVR | TOTAL |
|---------|----------------|--------------------|-------------------|-------------------|---------|--------------------|---------|-------|
| 00-04/M | --             | 1728               | --                | 45                | --      | 100                | 3       | 1876  |
| 05-14/M | --             | 2334               | --                | 131               | --      | 860                | 29      | 3354  |
| 15-17/M | --             | 380                | --                | 34                | --      | 591                | 23      | 1028  |
| 18-24/M | 1822           | 312                | 135               | 31                | 21      | 913                | 67      | 3301  |
| 25-34/M | 3317           | 150                | 121               | 6                 | 84      | 33                 | 15      | 3726  |
| 35-44/M | 1671           | 71                 | 152               | 5                 | 1120    | 25                 | 12      | 3056  |
| 45-64/M | 183            | 36                 | 111               | 8                 | 6148    | 11                 | 4       | 6501  |
| 65+ /M  | --             | 9                  | --                | 0                 | 3969    | 9                  | 1       | 3988  |
| 00-04/F | --             | 1553               | --                | 33                | --      | 104                | 5       | 1695  |
| 05-14/F | --             | 2212               | --                | 108               | --      | 827                | 36      | 3183  |
| 15-17/F | --             | 410                | --                | 33                | --      | 557                | 29      | 1029  |
| 18-24/F | 411            | 1546               | 37                | 62                | 3       | 901                | 54      | 3014  |
| 25-34/F | 520            | 2494               | 27                | 70                | 10      | 205                | 20      | 3346  |
| 35-44/F | 180            | 1200               | 21                | 104               | 56      | 1442               | 58      | 3061  |
| 45-64/F | 14             | 239                | 13                | 53                | 110     | 5708               | 632     | 6769  |
| 65+ /F  | --             | 25                 | --                | 0                 | 89      | 2575               | 1288    | 3977  |
| TOTAL   | 8118           | 14699              | 617               | 723               | 11610   | 14861              | 2276    | 52904 |

RAPS POPULATION PROJECTION REPORT  
 FY98 BASED UPON FY93 BASELINE  
 RETAINED HISTORICAL CATCHMENT AREAS

JUN 1, 1994  
 14:31:01  
 BRAC III.03 03/15/94

6.01 03/30/94

654th MEDICAL GROUP-TINKER

POPULATION BY AGE/SEX

| AGE/SEX | ACTIVE DUTY | DEPS OF ACT DTY | MED ELG NG/RES | DEPS OF NG/RES | RETIRED | DEPS OF RETIRED | SURVIVR | TOTAL |
|---------|-------------|-----------------|----------------|----------------|---------|-----------------|---------|-------|
| 00-04/M | --          | 1731            | --             | 45             | --      | 100             | 3       | 1879  |
| 05-14/M | --          | 2336            | --             | 131            | --      | 859             | 29      | 3355  |
| 15-17/M | --          | 380             | --             | 34             | --      | 590             | 23      | 1027  |
| 18-24/M | 1822        | 312             | 135            | 31             | 22      | 911             | 67      | 3300  |
| 25-34/M | 3320        | 150             | 121            | 6              | 84      | 33              | 15      | 3729  |
| 35-44/M | 1671        | 70              | 152            | 5              | 1121    | 25              | 12      | 3056  |
| 45-64/M | 184         | 36              | 111            | 8              | 6116    | 11              | 4       | 6470  |
| 65+ /M  | --          | 9               | --             | 0              | 4076    | 9               | 1       | 4095  |
| 00-04/F | --          | 1555            | --             | 33             | --      | 104             | 5       | 1697  |
| 05-14/F | --          | 2214            | --             | 108            | --      | 826             | 36      | 3184  |
| 15-17/F | --          | 410             | --             | 33             | --      | 555             | 29      | 1027  |
| 18-24/F | 411         | 1547            | 37             | 62             | 3       | 898             | 54      | 3012  |
| 25-34/F | 521         | 2497            | 27             | 70             | 10      | 205             | 20      | 3350  |
| 35-44/F | 180         | 1200            | 21             | 104            | 56      | 1439            | 58      | 3058  |
| 45-64/F | 14          | 239             | 13             | 53             | 110     | 5715            | 628     | 6772  |
| 65+ /F  | --          | 25              | --             | 0              | 90      | 2636            | 1361    | 4112  |
| TOTAL   | 8123        | 14711           | 617            | 723            | 11688   | 14916           | 2345    | 53123 |

RAPS POPULATION PROJECTION REPORT  
 FY99 BASED UPON FY93 BASELINE

JUN 1, 1994  
 14:31:01

v 6.01 03/30/94

RETAINED HISTORICAL CATCHMENT AREAS

BRAC III.03 03/15/94

654th MEDICAL GROUP-TINKER

POPULATION BY AGE/SEX

| AGE/SEX | ACTIVE<br>DUTY | DEPS OF<br>ACT DTY | MED ELG<br>NG/RES | DEPS OF<br>NG/RES | RETIRED | DEPS OF<br>RETIRED | SURVIVR | TOTAL |
|---------|----------------|--------------------|-------------------|-------------------|---------|--------------------|---------|-------|
| 00-04/M | --             | 1731               | --                | 45                | --      | 100                | 3       | 1879  |
| 05-14/M | --             | 2336               | --                | 131               | --      | 860                | 29      | 3356  |
| 15-17/M | --             | 380                | --                | 34                | --      | 590                | 23      | 1027  |
| 18-24/M | 1822           | 312                | 135               | 31                | 22      | 910                | 67      | 3299  |
| 25-34/M | 3320           | 151                | 121               | 6                 | 85      | 33                 | 15      | 3731  |
| 35-44/M | 1671           | 71                 | 152               | 5                 | 1131    | 25                 | 12      | 3067  |
| 45-64/M | 184            | 35                 | 111               | 8                 | 6078    | 11                 | 4       | 6431  |
| 65+ /M  | --             | 9                  | --                | 0                 | 4180    | 9                  | 1       | 4199  |
| 00-04/F | --             | 1556               | --                | 33                | --      | 104                | 5       | 1698  |
| 05-14/F | --             | 2215               | --                | 108               | --      | 827                | 36      | 3186  |
| 15-17/F | --             | 411                | --                | 33                | --      | 555                | 29      | 1028  |
| 18-24/F | 411            | 1547               | 37                | 62                | 3       | 894                | 54      | 3008  |
| 25-34/F | 521            | 2497               | 27                | 70                | 10      | 205                | 20      | 3350  |
| 35-44/F | 181            | 1201               | 21                | 104               | 56      | 1441               | 58      | 3062  |
| 45-64/F | 14             | 239                | 13                | 53                | 110     | 5716               | 625     | 6770  |
| 65+ /F  | --             | 25                 | --                | 0                 | 93      | 2695               | 1430    | 4243  |
| TOTAL   | 8124           | 14716              | 617               | 723               | 11768   | 14975              | 2411    | 53334 |

V 6.01 03/30/94

RAPS MODEL FY93 BASELINE POPULATION ESTIMATES

JUN 1, 1994

14:41:51

RETAINED HISTORICAL CATCHMENT AREAS BRAC III.03 03/15/94

654th MEDICAL GROUP-TINKER

POPULATION BY SPONSOR SERVICE BRANCH

| SPONSOR SERVICE | ACTIVE DUTY | DEPS OF ACT DTY | MED ELG NG/RES | DEPS OF NG/RES | RETIRED | DEPS OF RETIRED | SURVIVR | TOTAL |
|-----------------|-------------|-----------------|----------------|----------------|---------|-----------------|---------|-------|
| ARMY            | 256         | 1176            | 590            | 619            | 2746    | 3150            | 646     | 9183  |
| NAVY            | 372         | 749             | 30             | 60             | 1364    | 1504            | 255     | 4334  |
| AFLOAT          | 418         | 1055            | --             | --             | --      | --              | --      | 1473  |
| USMC            | 104         | 238             | 0              | 5              | 403     | 463             | 57      | 1270  |
| USAF            | 7304        | 12526           | 79             | 126            | 6783    | 9673            | 1022    | 37513 |
| USCG            | 31          | 80              | 0              | 0              | 125     | 154             | 9       | 399   |
| OTHER           | 61          | 150             | 0              | 0              | 20      | 21              | 15      | 267   |
| TOTAL           | 8546        | 15974           | 699            | 810            | 11441   | 14965           | 2004    | 54439 |

## RAPS POPULATION PROJECTION REPORT

JUN 1, 1994

FY94)BASED UPON FY93 BASELINE

14:41:51

V 6.01 03/30/94

RETAINED HISTORICAL CATCHMENT AREAS

BRAC III.03 03/15/94

654th MEDICAL GROUP-TINKER

## POPULATION BY SPONSOR SERVICE BRANCH

| SPONSOR SERVICE | ACTIVE DUTY | DEPS OF ACT DTY | MED ELG NG/RES | DEPS OF NG/RES | RETIRED | DEPS OF RETIRED | SURVIVR | TOTAL |
|-----------------|-------------|-----------------|----------------|----------------|---------|-----------------|---------|-------|
| ARMY            | 245         | 1134            | 543            | 570            | 2775    | 3150            | 675     | 9092  |
| NAVY            | 352         | 708             | 30             | 60             | 1370    | 1501            | 263     | 4284  |
| AFLOAT          | 396         | 998             | --             | --             | --      | --              | --      | 1394  |
| USMC            | 98          | 222             | 0              | 5              | 406     | 465             | 58      | 1254  |
| USAF            | 7382        | 12261           | 80             | 129            | 6769    | 9601            | 1052    | 37274 |
| USCG            | 31          | 80              | 0              | 0              | 123     | 153             | 9       | 396   |
| OTHER           | 61          | 150             | 0              | 0              | 19      | 21              | 15      | 266   |
| TOTAL           | 8565        | 15553           | 653            | 764            | 11462   | 14891           | 2072    | 53960 |

RAPS POPULATION PROJECTION REPORT  
 FY95) BASED UPON FY93 BASELINE

JUN 1, 1994

14:41:51

V 6.01 03/30/94

RETAINED HISTORICAL CATCHMENT AREAS

BRAC III.03 03/15/94

654th MEDICAL GROUP-TINKER

POPULATION BY SPONSOR SERVICE BRANCH

| SPONSOR SERVICE | ACTIVE DUTY | DEPS OF ACT DTY | MED ELG NG/RES | DEPS OF NG/RES | RETIRED | DEPS OF RETIRED | SURVIVR | TOTAL |
|-----------------|-------------|-----------------|----------------|----------------|---------|-----------------|---------|-------|
| ARMY            | 234         | 1079            | 525            | 547            | 2806    | 3159            | 703     | 9053  |
| NAVY            | 344         | 692             | 30             | 60             | 1382    | 1499            | 271     | 4278  |
| AFLOAT          | 387         | 975             | --             | --             | --      | --              | --      | 1362  |
| USMC            | 96          | 217             | 0              | 5              | 406     | 460             | 58      | 1242  |
| USAF            | 7139        | 11849           | 82             | 129            | 6767    | 9558            | 1081    | 36605 |
| USCG            | 31          | 80              | 0              | 0              | 121     | 151             | 10      | 393   |
| OTHER           | 61          | 150             | 0              | 0              | 20      | 21              | 16      | 268   |
| TOTAL           | 8292        | 15042           | 637            | 741            | 11502   | 14848           | 2139    | 53201 |

RAPS POPULATION PROJECTION REPORT  
 FY96<sup>7</sup> BASED UPON FY93 BASELINE  
 RETAINED HISTORICAL CATCHMENT AREAS

JUN 1, 1994

14:41:51

V 6.01 03/30/94

BRAC III.03 03/15/94

654th MEDICAL GROUP-TINKER

POPULATION BY SPONSOR SERVICE BRANCH

| SPONSOR SERVICE | ACTIVE DUTY | DEPS OF ACT DTY | MED ELG NG/RES | DEPS OF NG/RES | RETIRED | DEPS OF RETIRED | SURVIVR | TOTAL |
|-----------------|-------------|-----------------|----------------|----------------|---------|-----------------|---------|-------|
| ARMY            | 231         | 1069            | 515            | 540            | 2836    | 3166            | 732     | 9089  |
| NAVY            | 367         | 723             | 29             | 60             | 1392    | 1502            | 279     | 4352  |
| AFLOAT          | 413         | 1018            | --             | --             | --      | --              | --      | 1431  |
| USMC            | 93          | 209             | 0              | 5              | 407     | 461             | 60      | 1235  |
| USAF            | 7308        | 12113           | 81             | 129            | 6775    | 9537            | 1111    | 37054 |
| USCG            | 31          | 80              | 0              | 0              | 122     | 150             | 10      | 393   |
| OTHER           | 61          | 150             | 0              | 0              | 20      | 21              | 16      | 268   |
| TOTAL           | 8504        | 15362           | 625            | 734            | 11552   | 14837           | 2208    | 53822 |

V 6.01 03/30/94 RAPS POPULATION PROJECTION REPORT JUN 1, 1994  
 FY97 BASED UPON FY93 BASELINE 14:41:51  
 RETAINED HISTORICAL CATCHMENT AREAS BRAC III.03 03/15/94

654th MEDICAL GROUP-TINKER

POPULATION BY SPONSOR SERVICE BRANCH:

| SPONSOR SERVICE | ACTIVE DUTY | DEPS OF ACT DTY | MED ELG NG/RES | DEPS OF NG/RES | RETIRED | DEPS OF RETIRED | SURVIVR | TOTAL |
|-----------------|-------------|-----------------|----------------|----------------|---------|-----------------|---------|-------|
| ARMY            | 225         | 1043            | 506            | 529            | 2863    | 3182            | 761     | 9109  |
| NAVY            | 327         | 653             | 29             | 60             | 1406    | 1507            | 287     | 4269  |
| AFLOAT          | 368         | 919             | --             | --             | --      | --              | --      | 1287  |
| USMC            | 89          | 203             | 0              | 5              | 407     | 460             | 61      | 1225  |
| USAF            | 7017        | 11651           | 82             | 129            | 6794    | 9542            | 1142    | 36357 |
| USCG            | 31          | 80              | 0              | 0              | 120     | 150             | 10      | 391   |
| OTHER           | 61          | 150             | 0              | 0              | 20      | 20              | 15      | 266   |
| TOTAL           | 8118        | 14699           | 617            | 723            | 11610   | 14861           | 2276    | 52904 |



RAPS POPULATION PROJECTION REPORT  
 FY98 BASED UPON FY93 BASELINE

JUN 1, 1994  
 14:41:51

V 6.01 03/30/94

RETAINED HISTORICAL CATCHMENT AREAS BRAC III.03 03/15/94

654th MEDICAL GROUP-TINKER

POPULATION BY SPONSOR SERVICE BRANCH

| SPONSOR SERVICE | ACTIVE DUTY | DEPS OF ACT DTY | MED ELG NG/RES | DEPS OF NG/RES | RETIRED | DEPS OF RETIRED | SURVIVR | TOTAL |
|-----------------|-------------|-----------------|----------------|----------------|---------|-----------------|---------|-------|
| ARMY            | 225         | 1045            | 506            | 529            | 2892    | 3201            | 788     | 9186  |
| NAVY            | 329         | 656             | 29             | 60             | 1419    | 1513            | 296     | 4302  |
| AFLOAT          | 370         | 925             | --             | --             | --      | --              | --      | 1295  |
| USMC            | 89          | 203             | 0              | 5              | 410     | 461             | 61      | 1229  |
| USAF            | 7018        | 11652           | 82             | 129            | 6828    | 9569            | 1173    | 36451 |
| USCG            | 31          | 80              | 0              | 0              | 119     | 151             | 11      | 392   |
| OTHER           | 61          | 150             | 0              | 0              | 20      | 21              | 16      | 268   |
| TOTAL           | 8123        | 14711           | 617            | 723            | 11688   | 14916           | 2345    | 53123 |

RAPS POPULATION PROJECTION REPORT  
 FY99<sup>2</sup> BASED UPON FY93 BASELINE

JUN 1, 1994

14:41:51

V 6.01 03/30/94

RETAINED HISTORICAL CATCHMENT AREAS

BRAC III.03 03/15/94

654th MEDICAL GROUP-TINKER

POPULATION BY SPONSOR SERVICE BRANCH

| SPONSOR SERVICE | ACTIVE DUTY | DEPS OF ACT DTY | MED ELG NG/RES | DEPS OF NG/RES | RETIREED | DEPS OF RETIREED | SURVIVR | TOTAL |
|-----------------|-------------|-----------------|----------------|----------------|----------|------------------|---------|-------|
| ARMY            | 225         | 1047            | 506            | 529            | 2920     | 3219             | 815     | 9261  |
| NAVY            | 330         | 658             | 29             | 60             | 1431     | 1522             | 304     | 4334  |
| AFLOAT          | 370         | 926             | --             | --             | --       | --               | --      | 1296  |
| USMC            | 89          | 203             | 0              | 5              | 412      | 461              | 62      | 1232  |
| USAF            | 7018        | 11652           | 82             | 129            | 6863     | 9602             | 1203    | 36549 |
| USCG            | 31          | 80              | 0              | 0              | 121      | 150              | 11      | 393   |
| OTHER           | 61          | 150             | 0              | 0              | 21       | 21               | 16      | 269   |
| TOTAL           | 8124        | 14716           | 617            | 723            | 11768    | 14975            | 2411    | 53334 |

INSTALLATION WORKSHEET  
654th Medical Group  
Tinker AFB, OK

PURPOSE: To document the answer to BRAC 95 question number 1A(1)(b).

CONCLUSION: Not Applicable.

Preparer: I certify the above information is accurate and complete to the best of my knowledge and belief.

 Date: 7 JUN 1994  
DALE A. MOILANEN, 1Lt, SGC, DSN 884-5403

MAJCOM Reviewer: I certify the above information is accurate and complete to the best of my knowledge and belief.

 Date: 14 June 94  
CHARLES E. POTTER, Capt, SGAP, DSN 787-7224

## INSTALLATION WORKSHEET

654th Medical Group  
Tinker AFB, OK

PURPOSE: To document the answer to BRAC 95 question number 1A(1)(c).

SOURCE: Resource Analysis and Planning System (RAPS).

METHOD: Compiled data from RAPS reports regarding beneficiary population. Used formula provided by DMIS Hot-Line to calculate project beneficiary population for the year 2001. See attached for formula calculations.

### CONCLUSION:

#### Summarized information


| BENEFICIARY TYPE      | ACTUAL FY 1993 | PROJECTED 2001* |
|-----------------------|----------------|-----------------|
| ACTIVE DUTY (AD)      | 8,546          | 8,546           |
| FAMILY MEMBERS OF AD  | 15,974         | 15,050          |
| SUBTOTAL              | 24,520         | 23,596          |
| RETIREES AND FAMILIES | 26,406         | 26,645          |
| OTHERS                | 3,513          | 3,681           |
| TOTAL                 | 54,439         | 53,922          |

\* FORMULA FOR 2001 COMPUTATIONS WAS OBTAINED FROM DMIS

Preparer: I certify the above information is accurate and complete to the best of my knowledge and belief.

 Date: 7 JUN 1994  
DALE A. MOILANEN, 1Lt, SGC, DSN 884-5403

MAJCOM Reviewer: I certify the above information is accurate and complete to the best of my knowledge and belief.

 Date: 14 June 94  
CHARLES E. POTTER, Capt, SGAP, DSN 787-7224

FORMULA USED TO  
COMPUTE  
YEAR 2000/2001  
POPULATION PROJECTIONS

Active Duty Dependent Projection:

$$A = \text{AD Deps for FY93} = 15,974$$

$$B = \text{AD Deps projected for FY99} = 14,716$$

$$C = A - B = 15,974 - 14,716 = 1,258$$

$$D = C/A = 1,258/15,974 = .0787529$$

$$E = D/7 = .0787529/7 = .0112504$$

$$F = B \times E = 14,716 \times .0112504 = 165.56$$

$$G = B + F = 14,716 + 166 = 14,882 \text{ (Year 2000 Projection)}$$

$$H = G \times E = 14,881.56 \times .0112504 = 167.42$$

$$I = G + H = 14,882 + 167 = 15,049 \text{ (Year 2001 Projection)}$$

Retiree and Families Projection:

$$A = \text{Retirees \& Families for FY93} = 26,406$$

$$B = \text{Retirees \& Families projected for FY99} = 26,743$$

$$C = A - B = 26,406 - 26,743 = (337)$$

$$D = C/A = (337)/26,406 = (.0127622)$$

$$E = D/7 = (.0127622)/7 = (.0018231)$$

$$F = B \times E = 26,743 \times (.0018231) = (48.75)$$

$$G = B + F = 26,743 - 48.75 = 26,694 \text{ (Year 2000 Projection)}$$

$$H = G \times E = 26,694 \times (.0018231) = (48.67)$$

$$I = G + H = 26,694 - 48.67 = 26,645 \text{ (Year 2001 Projection)}$$

Others Projection:

$$A = \text{Others for FY93} = 3,513$$

$$B = \text{Others projected for FY99} = 3,751$$

654 MG/TINKER AFB/DSN: 884-5403

**Others Projection continued:**

$$C = A - B = 3,513 - 3,751 = (238)$$

$$D = C/A = (238)/3,513 = (.0677483)$$

$$E = D/7 = (.0677483)/7 = (.0096783)$$

$$F = B \times E = 3,751 \times (.0096783) = (36.3)$$

$$G = B + F = 3,751 - 36.3 = 3,715 \text{ (Year 2000 Projection)}$$

$$H = G \times E = 3,714.7 \times (.0096783) = (35.95)$$

$$I = G + H = 3,715 - 35.95 = 3,679 \text{ (Year 2001 Projection)}$$

**Source: DMIS Hot-line at 1-800-627-DMIS**

**INSTALLATION WORKSHEET**  
**654th Medical Group**  
**Tinker AFB, OK**

**PURPOSE:** To document the answer to BRAC 95 question number 1A(1)(d).

**SOURCE:** Oklahoma City Air Logistics Center Commander's Standup.


**METHOD:** Discussed potential for changes in military personnel strength for Tinker AFB with Colonel Bissell, 654th Medical Group Commander.

**CONCLUSION:** No change in military population projected at this time.

**Preparer:** I certify the above information is accurate and complete to the best of my knowledge and belief.

 Date: 7 JUN 1994  
DALE A. MOILANEN, 1Lt, SGC, DSN 884-5403

**MAJCOM Reviewer:** I certify the above information is accurate and complete to the best of my knowledge and belief.


 Date: 14 Jun 94  
CHARLES E. POTTER, Capt, SGAP, DSN 787-7224

**INSTALLATION WORKSHEET**  
**654th Medical Group**  
**Tinker AFB, OK**


PURPOSE: To document the answer to BRAC 95 question number 1A(1)(e).

CONCLUSION: Not Applicable.

Preparer: I certify the above information is accurate and complete to the best of my knowledge and belief.

 Date: 7 JUN 1994  
DALE A. MOILANEN, 1Lt, SGC, DSN 884-5403

MAJCOM Reviewer: I certify the above information is accurate and complete to the best of my knowledge and belief.

 Date: 14 June 94  
CHARLES E. POTTER, Capt, SGAP, DSN 787-7224



INSTALLATION WORKSHEET  
654th Medical Group  
Tinker AFB, OK

PURPOSE: To document the answer to BRAC 95 question number 1A(2).


SOURCE: Oklahoma Department of Commerce.

METHOD: Attempted to get census information from DMIS hotline as requested. Was informed that they did not have Oklahoma census information. Therefore, they could not provide the information requested. Contacted the Oklahoma Department of Commerce to get the total population for the areas that fall within our catchment area.

CONCLUSION: **Local Total Population: 958,839.**

 Date: 7 JUN 1994  
DALE A. MOILANEN, 1Lt, SGC, DSN 884-5403

MAJCOM Reviewer: I certify the above information is accurate and complete to the best of my knowledge and belief.

 Date: 14 Jun 94  
CHARLES E. POTTER, Capt, SGAP, DSN 787-7224

**INSTALLATION WORKSHEET**

**654th Medical Group**

**Tinker AFB, OK**

**PURPOSE:** To document the answer to BRAC 95 question number 1B(1)(a).

**SOURCE:** AHA Hospital Statistics - 93/4, AHA Guide to the Healthcare Field - 92, Tricare Region VI Business Case Analysis - 93.


**METHOD:** Referenced the above sources to obtain requested data concerning community hospitals in our local 40 mile catchment area.

**CONCLUSION:** See attached table.

**Preparer:** I certify the above information is accurate and complete to the best of my knowledge and belief.

 Date: 7 JUN 1994  
DALE A. MOILANEN, 1Lt, SGC, DSN 884-5403

**MAJCOM Reviewer:** I certify the above information is accurate and complete to the best of my knowledge and belief.

 Date: 14 June 94  
CHARLES E. POTTER, Capt, SGAP, DSN 787-7224

Community hospitals in local 40 mile catchment area.

654 MG/TINKER AFB/DSN: 884-5403

| HOSPITAL NAME | CITY, COUNTY, STATE   | OWNER SHIP (SEE NOTE 1) | DISTANCE FROM MTF (MILES) | DRIVING TIME FROM MTF (MINUTES) | BEDS | OCCUPANCY RATE (PERCENTAGE) | JCAHO ACCREDITED (YES/NO) | RELASHION-SHIP             | UNIQUE FEATURES               |
|---------------|-----------------------|-------------------------|---------------------------|---------------------------------|------|-----------------------------|---------------------------|----------------------------|-------------------------------|
| BAPTIST MC    | OKC,OK,OK             | 2                       | 19                        | 20                              | 577  | 72.9                        | YES                       |                            | BURN CTR/TRANSP               |
| BETHANY       | BETHANY, OK,OK        | 1                       | 16                        | 23                              | 88   | 63.6                        | YES                       |                            | FAM MED                       |
| ONE & JOINT   | OKC,OK,OK             | 2                       | 10                        | 17                              | 102  | 45.1                        | YES                       |                            | ORTHOPEDIC/REH AB             |
| CHILDRENS     | OKC,OK,OK             | 1                       | 9                         | 15                              | 183  | 64.3                        | YES                       |                            | PEDIATRICS                    |
| DEACONESS     | OKC,OK,OK             | 2                       | 20                        | 26                              | 250  | 70                          | YES                       |                            | FAM PRACT/<br>OSTEOPATHIC     |
| EDMOND REG    | EDMOND,OK, OK         | 3                       | 20                        | 25                              | 99   | 38.8                        | YES                       |                            | GEN MED/<br>ACUTE CARE        |
| HILLCREST HC  | OKC,OK,OK             | 2                       | 12                        | 22                              | 186  | 61.3                        | NO                        |                            | OSTEOPATHIC                   |
| MERCY         | OKC,OK,OK             | 2                       | 22                        | 30                              | 425  | 58.9                        | YES                       |                            | NEUROSURGERY/<br>CANCER       |
| MWC REG       | MWC,OK,OK             | 1                       | 5                         | 10                              | 186  | 76.3                        | YES                       | EXTERNAL PARTNERSHIP       | ACUTE CARE/<br>HEART          |
| NORMAN REG    | NORMAN, CLEVELAND, OK | 1                       | 20                        | 27                              | 236  | 66.9                        | YES                       |                            | GEN MED                       |
| HEALTH SOUTH  | OKC,OK,OK             | 3                       | 11                        | 18                              | 111  | 46                          | YES                       |                            | REHAB                         |
| ARKVIEW       | EL RENO, CANADIAN, OK | 1                       | 37                        | 50                              | 54   | 50                          | NO                        |                            | GEN MED                       |
| OK MED CTR    | OKC,OK,OK             | 1                       | 8                         | 15                              | 150  | 64.3                        | YES                       |                            | BONE MARROW/<br>TRANSPLANT    |
| MESBYTERIAN   | OKC,OK,OK             | 3                       | 8                         | 15                              | 376  | 61.7                        | YES                       | EXTERNAL PARTNERSHIP       | EYE TRAUMA/<br>BONE MARROW    |
| AV MED CTR    | OKC,OK,OK             | 2                       | 10                        | 15                              | 273  | 69.9                        | YES                       |                            | WOMEN'S HEALTH/<br>CANCER CTR |
| SANTHONY'S    | OKC,OK,OK             | 2                       | 10                        | 18                              | 456  | 73.6                        | YES                       |                            | GEN MED/ MENTAL HEALTH        |
| MA MED CTR    | OKC,OK,OK             | 4                       | 9                         | 15                              | 277  | 73.4                        | YES                       | RESOURCE SHARING AGREEMENT | GEN MED                       |
| LOGAN MC      | GUTHRIE, LOGAN, OK    | 1                       | 30                        | 45                              | 50   | 48                          | YES                       |                            | GEN MED                       |
| DONAHUE       | OKC,OK,OK             | 1                       | 8                         | 15                              | 51   | 64.3                        | YES                       |                            | REHAB                         |

| HOSPITAL NAME         | CITY, COUNTY, STATE       | OWNER-SHIP (SEE NOTE 1) | DISTANCE FROM MTF (MILES) | DRIVING TIME FROM MTF (MINUTES) | BEDS | OCCUPANCY RATE (PERCENTAGE) | JCAHO ACCREDITED (YES/NO) | RELATIONSHIP | UNIQUE FEATURES            |
|-----------------------|---------------------------|-------------------------|---------------------------|---------------------------------|------|-----------------------------|---------------------------|--------------|----------------------------|
| RIFKIN MEMORIAL       | NORMAN, CLEVELAND, OK     | 1                       | 20                        | 27                              | 242  | 99.6                        | YES                       |              | PSYCHIATRIC, (ADULTS ONLY) |
| HIGH POINTE           | OKC, OK, OK               | 3                       | 9                         | 15                              | 36   | NOT AVAILABLE               | NOT AVAILABLE             |              | PSYCHIATRIC                |
| MISSION HILL MEMORIAL | SHAWNEE, POTTAWATOMIE, OK | 1                       | 35                        | 45                              | 54   | 53.6                        | YES                       |              | GEN MED                    |
| LAKE CREST            | SHAWNEE, POTTAWATOMIE, OK | 3                       | 34                        | 45                              | 34   | NOT AVAILABLE               | YES                       |              | PSYCHIATRIC                |
| SHAWNEE MC            | SHAWNEE, POTTAWATOMIE, OK | 2                       | 27                        | 39                              | 106  | 45.3                        | YES                       |              | GEN MED                    |
| WILLOWVIEW            | SPENCER, OK, OK           | 2                       | 10                        | 15                              | 68   | 55.9                        | YES                       |              | PSYCHIATRIC                |
| PURCELL MUNICIPAL     | PURCELL, MCCLAIN, OK      | 1                       | 35                        | 45                              | 42   | NOT AVAILABLE               | NO                        |              | GEN MED                    |

NOTES

CLASSIFICATION OF OWNERSHIP:

- (1) GOVERNMENTAL, NON FEDERAL
- (2) NONGOVERNMENTAL, NOT FOR PROFIT
- (3) INVESTER-OWNED (FOR PROFIT)
- (4) GOVERNMENT, FEDERAL
- (5) OSTEOPATHIC

13/17

**INSTALLATION WORKSHEET**

**654th Medical Group**

**Tinker AFB, OK**


**PURPOSE:** To document the answer to BRAC 95 question number 1B(1)(b).

**SOURCE:** Southwestern Bell Yellow Pages.


**METHOD:** Referenced the Southwestern Bell Yellow Pages to obtain requested information concerning public transportation availability.

**CONCLUSION:** Public transportation sources for the greater Oklahoma City metropolitan area include the Metro Transit Bus System and 13 privately owned taxicab companies. There are no geographical barriers in accessing the Oklahoma City metro area or Tinker Air Force Base. Weather conditions are not considered a barrier to accessing medical care. Overall, weather conditions are generally moderate.

**Preparer:** I certify the above information is accurate and complete to the best of my knowledge and belief.

 Date: 7 JUN 1994  
DALE A. MOILANEN, 1Lt, SGC, DSN 884-5403

**MAJCOM Reviewer:** I certify the above information is accurate and complete to the best of my knowledge and belief.

 Date: 14 June 94  
CHARLES E. POTTER, Capt, SGAP, DSN 787-7224

See Attached change

INSTALLATION WORKSHEET  
654th Medical Group  
Tinker AFB, OK

PURPOSE: To document the answer to BRAC 95 question number 1B(2)(a).

SOURCE: Oklahoma State Department of Health, Select Health Data Report, 1992.

METHOD: Obtained source reports from the Oklahoma State Department of Health. Isolated data for geographical areas of interest. Computed totals as requested.

CONCLUSION: Civilian Providers currently practicing within the 40 mile catchment area.

| PROVIDER TYPE:                       | AS OF 30 SEP 94 |
|--------------------------------------|-----------------|
| PRIMARY CARE                         | 832             |
| GENERAL AND FAMILY PRACTITIONERS     | 332             |
| INTERNAL MEDICINE                    | 262             |
| PEDIATRICS (INCLUDE PED SPECIALTIES) | 132             |
| OBSTETRICS AND GYNECOLOGY            | 106             |
| PHYSICIAN EXTENDERS                  | 88*             |
| SPECIALTY CARE                       | 1398            |

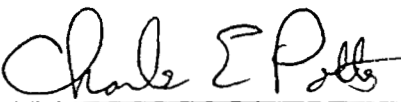
NOTE

\*Figure does not include Nurse Practitioners due to information nonavailability.

Preparer: I certify the above information is accurate and complete to the best of my knowledge and belief.

  
Date: 7 JUN 1994  
DALE A. MOILANEN, 1Lt, SGC, DSN 884-5403

MAJCOM Reviewer: I certify the above information is accurate and complete to the best of my knowledge and belief.

  
Date: 14 June 94  
CHARLES E. POTTER, Capt, SGAP, DSN 787-7224

**INSTALLATION WORKSHEET**  
Tinker AFB, OK

**PURPOSE:** To document the answer to BRAC 95 question number 1B(2)(a).

**SOURCE:** Oklahoma State Department of Health, Select Health Data Report, 1992.

**METHOD:** Obtained source reports from the Oklahoma State Department of Health. Isolated data for geographical areas of interest. Computed totals as requested.


**CONCLUSION:** Civilian Providers currently practicing within the 40 mile catchment area.

| PROVIDER TYPE:                       | AS OF 30 SEP 94 |
|--------------------------------------|-----------------|
| <b>PRIMARY CARE</b>                  | <b>863</b>      |
| GENERAL AND FAMILY PRACTITIONERS     | 358             |
| INTERNAL MEDICINE                    | 264             |
| PEDIATRICS (INCLUDE PED SPECIALTIES) | 135             |
| OBSTETRICS AND GYNECOLOGY            | 106             |
|                                      |                 |
| <b>PHYSICIAN EXTENDERS</b>           | <b>92*</b>      |
|                                      |                 |
| <b>SPECIALTY CARE</b>                | <b>1403</b>     |

**NOTE**

\*Figure does not include Nurse Practitioners due to information nonavailability.

Preparer: I certify the above information is accurate and complete to the best of my knowledge and belief.

  
 Date: JUN 15 1994  
 DALE A. MOILANEN, 1Lt, SGC, DSN 884-5403

MAJCOM Reviewer: I certify the above information is accurate and complete to the best of my knowledge and belief.

  
 Date: 15 June 94

CHARLES E. POTTER  
 CAPT, USAF, MSC  
 SGAP, DSN 787-7224

**INSTALLATION WORKSHEET**

**654th Medical Group**

**Tinker AFB, OK**

**PURPOSE:** To document the answer to BRAC 95 question number IB(2)(b).

**SOURCE:** 654th Medical Group Referrals Office and Health Benefits Advisor (HBA).

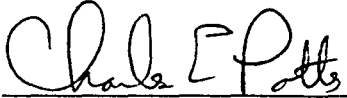
**METHOD:** Discussed with both referrals personnel and HBA the availability/accessibility of civilians providers to patients either referred or disengaged to the local medical community.

**CONCLUSION:** As a general statement, most provider specialties in the area can accomodate any increase in workload from patients referred or disengaged from the 654th Medical Group. Typical waiting times for new patient and routine appointments are three (3) to five (5) days. Typical waiting time for followup appointments is one (1) week. Specialties which have in the past had limited access are Pediatric Orthopedics and Pediatric Neurology.

**Preparer:** I certify the above information is accurate and complete to the best of my knowledge and belief.

 Date: 7 JUN 1994  
DALE A. MOILANEN, 1Lt, SGC, DSN 884-5403

**MAJCOM Reviewer:** I certify the above information is accurate and complete to the best of my knowledge and belief.

 Date: 14 Jun 94  
CHARLES E. POTTER, Capt, SGAP, DSN 787-7224



**INSTALLATION WORKSHEET**  
**654th Medical Group**  
**Tinker AFB, OK**

PURPOSE: To document the answer to BRAC 95 question number 1B(2)(c).

SOURCE: 654th Medical Group Health Benefits Advisor (HBA).

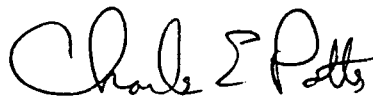
METHOD: Asked HBA to identify any medical specialties in the local area which does not have at least one provider who accepts CHAMPUS assignment. Also inquired as to whether providers who do not accept CHAMPUS assignment balance-bill CHAMPUS patients.

CONCLUSION: **No specialties were identified in the catchment area which do not have at least one provider that accepts CHAMPUS assignment.**

Preparer: I certify the above information is accurate and complete to the best of my knowledge and belief.

 Date: 7 JUN 1994  
DALE A. MOILANEN, 1Lt, SGC, DSN 884-5403

MAJCOM Reviewer: I certify the above information is accurate and complete to the best of my knowledge and belief.

 Date: 14 Jun 94  
CHARLES E. POTTER, Capt, SGAP, DSN 787-7224

**INSTALLATION WORKSHEET**  
**654th Medical Group**  
**Tinker AFB, OK**

**PURPOSE:** To document the answer to BRAC 95 question number 2A.

**SOURCE:** USAF Real Property Inventory Change Report HAF-LEE(AR) 7115.

**METHOD:** Obtained data from report for all medical facilities owned by the 654th Medical Group.

**CONCLUSION:** See attached table.

**Preparer:** I certify the above information is accurate and complete to the best of my knowledge and belief.

*Gerald B Barnett* Date: 7 JUN 1994  
GERALD B. BARNETT, GS-09, SGG, DSN 884-8314

**MAJCOM Reviewer:** I certify the above information is accurate and complete to the best of my knowledge and belief.

*Charles E Potter* Date: 14 June 94  
CHARLES E. POTTER, Capt, SGAP, DSN 787-7224

Definitions of fields on the Base Medical Facilities Listing:

*Bldg. No.* - Number assigned to the building by the Base Civil Engineer.

*Category Code* - Category code that matches the primary medical use of the building.

*Category Description* - Description of the medical function which matches the category code selected.

*Gross Square Feet* - The total gross square feet of the medical use space in the building (as of 30 Sep 94).

*Year Constructed* - Year original building construction was completed.

*Condition Code* - Condition code assigned to the building by the Base Civil Engineer as part of the latest available RCS-HAF-PRE(SA) 7115 "Worldwide Medical Facilities Report".

*Condition Code 1* - Excellent.

*Condition Code 2* - Usable, but needs repairs.

### Base Medical Facilities Listing

Prepared by: Mr Gerald Barnett Phone #: DSN 884-8314

Date: 2 Jun 94

MAJCOM: AFMC Base: Tinker Air Force Base Organization: 654th Medical Group

| Bldg. No. | Category Code | Category Description           | Gross Square Feet | Year Constructed | Condition Code & Date of Report |
|-----------|---------------|--------------------------------|-------------------|------------------|---------------------------------|
| 5800      | 442515        | WRM Storage                    | 8000              | 1986             | 1 - Jun 93                      |
| 5801      | 510001        | Composite Medical Facility     | 154850            | 1959/1980        | 2 - Jun 93                      |
| 5807      | 510175        | Flight Surg Clinic             | 4208              | 1987             | 1 - Jun 93                      |
| 5808      | 811149        | Emergency Generator Bldg       | 1447              | 1981             | 1 - Jun 93                      |
| 5810      | 510264        | Ambulance Shelter              | 1127              | 1981             | 1 - Jun 93                      |
| 3001      | 550145        | Occupational Medicine Service  | 8784              | 1943             | 1 - Jun 93                      |
| 3005      | 510264        | Ambulance Shelter              | 225               | 1972             | 1 - Jun 93                      |
| 2121      | 550145        | Aid Station                    | 783               | 1943             | 1 - Jun 93                      |
| 201W      | 510176        | Bioenvironmental Engineering   | 5938              | 1982             | 1 - Jun 93                      |
| 5910      | 510411        | Mental Health Clinic           | 5540              | 1960             | 1 - Jun 93                      |
| 702       | 530634        | Veterinary Clinic              | 1104              | 1974             | 1 - Jun 93                      |
| 478       | 510147        | Satellite Pharmacy             | 440               | 1969             | 1 - Jun 93                      |
| 477       | 530634        | Food Inspection                | 200               | 1979             | 1 - Jun 93                      |
| 244       | 510176        | Military Public Health/Tricare | 8082              | 1943             | 1 - Jun 93                      |
| 1         | 550145        | Aid Station                    | 660               | 1988             | 1 - Jun 93                      |

**INSTALLATION WORKSHEET**  
**654th Medical Group**  
**Tinker AFB, OK**

**PURPOSE:** To document the answer to BRAC 95 question number 2B.

**SOURCE:** 654th Medical Group Commander's Facility Assessment Report, 1993.

**METHOD:** Utilized Commander's Facility Assessment for previously identified deficiencies and overall assessment of medical facilities. Also considered any new deficiencies or fixes which have taken place since the time of the report.

**CONCLUSION:** See attached table.

**Preparer:** I certify the above information is accurate and complete to the best of my knowledge and belief.

*Gerald B Barnett*      Date: 7 JUN 1994  
GERALD B. BARNETT, GS-09, SGG, DSN 884-8314

**MAJCOM Reviewer:** I certify the above information is accurate and complete to the best of my knowledge and belief.

*Charles E Potter*      Date: 14 Jun 94  
CHARLES E. POTTER, Capt, SGAP, DSN 687-7224

Definitions of fields on the Overall Assessment of Base Medical Facilities form:

*Total Gross Square Feet* - Sum of the total gross square feet of all medical space on Base Medical Facilities Listing.

*JCAHO Life Safety Management Score* - Score received <sup>1</sup>(1-5) on latest JCAHO Survey.

*Date of JCAHO Survey* - Date the JCAHO completed full accreditation survey.

*Facility Condition Assessment* - The facility condition assessment is a subjective assessment by the staff completing the form of the condition of each medical function listed. Percentage (0-100) of capacity by space in all the buildings for a given function which is Adequate, Substandard, or Inadequate for the designated use.

*% Adequate* - is defined as capable of supporting the designated function without a need for capital improvements.

*% Substandard* - is defined as currently having deficiencies which prohibit or severely restrict, or will prohibit or severely restrict within the next five (5) years due to expected deterioration, the designated use. However, the deficiencies can be economically corrected by capital improvements or repairs to meet the requirements of the designated function.

*% Inadequate* - is defined as having deficiencies due to physical deterioration, functional inadequacy, or hazardous location or situation which prohibits or severely restricts, or will prohibit or severely restrict within the next five (5) years due to expected deterioration, the designated use. These deficiencies cannot be economically corrected by capital improvements or repairs to meet the requirements of the designated function.

see  
attached  
worksheet

**Air Staff Correction Work Sheet**

**PURPOSE:** To provide correct response to Joint Medical Working Group Questionnaire Section 2 Facilities - Base Medical Facilities Listing for Tinker AFB.

**SOURCE:** Joint Commission on Accreditation of Health Care Organizations survey reports.

**METHOD:** Logic

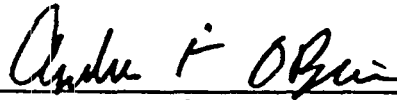
**CONCLUSION:** The Life Safety Management score should be a 1 versus the 3 reported. The initial JCAHO survey accomplished in Mar 93 provided a score of 3, however, a focused survey on life safety management accomplished in Oct 93 showed correction of the deficiency and scored the facility a 1 for Life Safety management.

**MAJCOM:** MAJCOM representative Capt Potter, AFMC/SGAL, concurs with change.

**BASE:** Mr. Halverson, 7MG/SGAL, Concurs with change.

I certify that the above information is accurate and complete to the best of my knowledge and belief.

Air Staff Reviewer



Date: 27 Jun 94

ANDREW F. O'BRIEN, CAPT, USAF, BSC  
Analyst, Medical Facilities Programs  
Office of the Surgeon General

**Overall Assessment of Base Medical Facilities**

Prepared by: Mr Gerald Barnett                      Phone #: DSN 884-8314                      Date: 2 Jun 94

MAJCOM: AFMC    Base: Tinker Air Force Base    Organization: 654th Medical Group

Total Gross Square Feet of Base Medical Facilities: 201,388

JCAHO Life Safety Management Score: 3    Date of JCAHO Survey: 16 Jul 93

| Function/System             | % Adequate | % Substandard | % Inadequate |
|-----------------------------|------------|---------------|--------------|
| 1) Parking                  | 73%✓       | 27%✓          | 0%✓          |
| 2) Administration           | 73%✓       | 18%✓          | 9%✓          |
| 3) Central Sterile Services | 100%✓      | 0%✓           | 0%✓          |
| 4) Dental                   | 100%✓      | 0%✓           | 0%✓          |
| 5) Emergency Services       | 100%✓      | 0%✓           | 0%✓          |
| 6) Food Services            | 0%✓        | 100%✓         | 0%✓          |
| 7) Laboratories             | 100%✓      | 0%✓           | 0%✓          |
| 8) Logistics                | 100%✓      | 0%✓           | 0%✓          |
| 9) Inpatient Nursing Units  | 0%✓        | 100%✓         | 0%✓          |
| 10) Labor/Delivery/Nursery  | 0%✓        | 100%✓         | 0%✓          |
| 11) Outpatient Clinic       | 50%✓       | 25%✓          | 25%✓         |
| 12) Pharmacy                | 50%✓       | 0%✓           | 50%✓         |
| 13) Radiology               | 50%✓       | 0%✓           | 50%✓         |
| 14) Surgical Suite          | 0%✓        | 100%✓         | 0%✓          |
| 15) Building Systems        |            |               |              |
| a) Structural/Seismic       | 87%        | 0%            | 13%          |
| b) HVAC                     | 58%        | 25%           | 17%          |
| c) Plumbing                 | 68%✓       | ✓ 16%         | ✓ 16%        |
| d) Electrical Service       | 100%✓      | ✓ 0%          | ✓ 0%         |
| e) Electrical Distribution  | 65%✓       | ✓ 21%         | ✓ 14%        |
| f) Emergency Power          | 100%       | 0%            | 0%           |

*(See Assessment Computation Worksheet attached)*

**NOTE: Military Construction Project (MCP) to be completed in Oct-Nov 95 will correct all Life Safety Code violations identified to JCAHO inspector.**

OVERALL FACILITY ASSESSMENT  
OF  
BASE MEDICAL FACILITIES

| <u>Parking</u>   | <u>Admin</u>        | <u>CSS</u>      | <u>Dental</u>    |
|------------------|---------------------|-----------------|------------------|
| 5801             | 5801                | 5801            | 5801             |
| 5807             | 5807                |                 |                  |
| 3001*            | 3001*               |                 |                  |
| 2121             | 2121                |                 |                  |
| 201W*            | 201W*               |                 |                  |
| 5910             | 5910                |                 |                  |
| 702              | 702**               |                 |                  |
| 478              | 478                 |                 |                  |
| 477              | 477                 |                 |                  |
| 244*             | 244                 |                 |                  |
| 1                | 1                   |                 |                  |
| 11 Bldgs         | 11 Bldgs            | 1 Bldg          | 1 Bldg           |
| 8 Ad             | 8 Ad                | 1 Ad            | 1 Ad             |
| 3 Sub            | 2 Sub               | 0 Sub           | 0 Sub            |
| 0 Inad           | 1 Inad              | 0 Inad          | 0 Inad           |
| <br>             |                     |                 |                  |
| <u>Emer Svc</u>  | <u>Food Svc</u>     | <u>Lab</u>      | <u>Logistics</u> |
| 5801             | 5801                | 5801            | 5801             |
| 1 Bldg           | 1 Bldg              | 1 Bldg          | 1 Bldg           |
| 1 Ad             | 0 Ad                | 1 Ad            | 1 Ad             |
| 0 Sub            | 1 Sub               | 0 Sub           | 0 Sub            |
| 0 Inad           | 0 Inad              | 0 Inad          | 0 Inad           |
| <br>             |                     |                 |                  |
| <u>Inpt Nurs</u> | <u>Lab/Dev/Nurs</u> | <u>Outpt Cl</u> | <u>Pharmacy</u>  |
| 5801*            | 5801*               | 5801*           | 5801             |
|                  |                     | 3001**          | 478**            |
|                  |                     | 2121            |                  |
|                  |                     | 1               |                  |
| 1 Bldg           | 1 Bldg              | 4 Bldgs         | 2 Bldgs          |
| 1 Ad             | 1 Ad                | 2 Ad            | 1 Ad             |
|                  |                     | 1 Sub           | 0 Sub            |
|                  |                     | 1 Inad          | 1 Inad           |



| <u>Radiology</u> | <u>Surg St</u> | <u>Struct/Sei</u> | <u>HVAC</u> |
|------------------|----------------|-------------------|-------------|
| 5801             | 5801*          | 5800              | 5800        |
| 3001**           |                | 5801              | 5801*       |
|                  |                | 5807**            | 5807**      |
|                  |                | 5808              | 3001        |
|                  |                | 5810              | 2121        |
|                  |                | 3001              | 201W*       |
|                  |                | 3005              | 5910        |
|                  |                | 2121              | 702**       |
|                  |                | 201W              | 478         |
|                  |                | 5910              | 477         |
|                  |                | 702**             | 244*        |
|                  |                | 478               | 1           |
|                  |                | 477               |             |
|                  |                | 244               |             |
|                  |                | 1                 |             |
| 2 Bldgs          | 1 Bldg         | 15 Bldgs          | 12 Bldgs    |
| 1 Ad             | 0 Ad           | 13 Ad             | 7 Ad        |
| 0 Sub            | 1 Sub          | 0 Sub             | 3 Sub       |
| 1 Inad           | 0 Inad         | 2 Inad            | 2 Inad      |

| <u>Plumbing</u> | <u>Elec Svc</u> | <u>Elec Dist</u> | <u>Emer Pwr</u> |
|-----------------|-----------------|------------------|-----------------|
| 5801*           | 5800            | 5800             | 5801            |
| 5807**          | 5801            | 5801*            |                 |
| 5810            | 5807            | 5807**           |                 |
| 3001            | 5808            | 5808             |                 |
| 2121            | 5810            | 5810             |                 |
| 201W            | 3001            | 3001             |                 |
| 5910*           | 2121            | 2121             |                 |
| 702**           | 201W            | 201W*            |                 |
| 478             | 5910            | 5910             |                 |
| 477             | 702             | 702**            |                 |
| 244             | 478             | 478              |                 |
| 1               | 477             | 477              |                 |
|                 | 244             | 244*             |                 |
|                 | 1               | 1                |                 |
| 12 Bldgs        | 14 Bldgs        | 14 Bldgs         | 1 Bldg          |
| 8 Ad            | 14 Ad           | 9 Ad             | 1 Ad            |
| 2 Sub           | 0 Sub           | 3 Sub            | 0 Sub           |
| 2 Inad          | 0 Inad          | 2 Inad           | 0 Inad          |

## NOTES

\* Identifies Substandard

\*\* Identifies Inadequate

**INSTALLATION WORKSHEET**  
**654th Medical Group**  
**Tinker AFB, OK**

**PURPOSE:** To document the answer to BRAC 95 question number 3A.

**SOURCE:** 654th Civil Engineering Squadron Fire Department.

**METHOD:** Contacted 654th CES/CEF and asked for distance from 654th Medical Group to Tinker AFB flightline.

**CONCLUSION:** Distance, in driving miles, that the 654th Medical Group is from an airfield that can accomodate a C-9 aircraft is 3.3 miles.

**Preparer:** I certify the above information is accurate and complete to the best of my knowledge and belief.

*Matthew C. Aupperle* Date: 7 JUN 1994  
MATTHEW C. AUPPERLE, SRA, SGAX, DSN 884-5722

**MAJCOM Reviewer:** I certify the above information is accurate and complete to the best of my knowledge and belief.

*Charles E. Potter* Date: 14 June 94  
CHARLES E. POTTER, Capt, SGAP, DSN 789-7224

**INSTALLATION WORKSHEET**  
**654th Medical Group**  
**Tinker AFB, OK**

**PURPOSE:** To document the answer to BRAC 95 question number 3B.

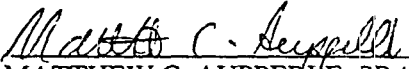
**SOURCE:** Designated Operational Capability (DOC) Statement.

**METHOD:** Referenced source document for taskings of 654th Medical Group.


**CONCLUSION: DOC Statement Taskings:**

- 1 Air Transportable Clinic with personnel, UTC FFDAB**
- 2 Air Transportable Clinics (equipment package only), UTC FFLGE**
- 1 Air Transportable Hospital (manpower package only), UTC FFGK**
- Casualty Treatment Hospital = 90 bed expansion mission**
- 45 Bed Minimal Care Facility**
- Establish Blood Donor Center (BDC), equipment in place**

**Preparer:** I certify the above information is accurate and complete to the best of my knowledge and belief.

 Date: 7 JUN 1994  
MATTHEW C. AUPPERLE, SRA, SGAX, DSN 884-5722

**MAJCOM Reviewer:** I certify the above information is accurate and complete to the best of my knowledge and belief.

 Date: 14 June 94  
CHARLES E. POTTER, Capt, SGAP, DSN 787-7224

### ADDENDUM TO SECTION 3B CONTINGENCY/MOBILIZATION

Date: 14 June 1994

MAJCOM: AFMC Base: Tinker

Organization: 654th Medical Group

This addendum is submitted due to changes which will occur in the unit's Designated Operational Capability and be in effect prior to 30 Sep 94.

| # | TASKING                              | COMMENT      |
|---|--------------------------------------|--------------|
| 1 | Air Transportable Clinic             | 4 Personnel  |
| 1 | 50 Bed ATH Augmentation-1            | 38 Personnel |
| 1 | 50 Bed ATH Augmentation -2           | 29 Personnel |
| 1 | 50 Bed ATH Core                      | 43 Personnel |
| 1 | 50 Bed Surg Augmentation Team        | 8 Personnel  |
| 1 | 50 Bed Ortho Augmentation Team       | 10 Personnel |
| 1 | Blood Transshipment Center           | 6 Personnel  |
| 2 | AES Aeromed Flight Surgeon Crew      | 2 Personnel  |
| 1 | CONUS Blood Donor Center             |              |
|   | Casualty Receiving Hospital          | 90 Beds      |
|   | Minimal/Convalescent Care Facility   | 45 Beds      |
| 1 | Optometry Package                    | 4 Personnel  |
| 2 | Air Transportable Clinic (Equipment) |              |
| 1 | Optometry Equipment                  |              |

I certify that the above information is accurate and complete to the best of my knowledge.



MICHELE JAKOBOSKI, Major, USAF, MSC, HQ AFMC/SGAP, DSN 787-7224

MAJCOM Reviewer

INSTALLATION WORKSHEET  
654th Medical Group  
Tinker AFB, OK

PURPOSE: To document the answer to BRAC 95 question number 3C.

SOURCE: Listing of Fixed Medical Treatment Facilities form HQ USAF/SGHM - Jan 94.

METHOD: Referenced source document for number of operating beds for 654th Medical Group.

CONCLUSION: **Operating Beds: 25.**

Preparer: I certify the above information is accurate and complete to the best of my knowledge and belief.

Matthew C. Aupperle Date: 7 JUN 1994  
MATTHEW C. AUPPERLE, SRA, SGAX, DSN 884-5722

MAJCOM Reviewer: I certify the above information is accurate and complete to the best of my knowledge and belief.

Charles E. Potter Date: 14 Jun 94  
CHARLES E. POTTER, Capt, SGAP, DSN 787-7224

INSTALLATION WORKSHEET  
654th Medical Group  
Tinker AFB, OK

PURPOSE: To document the answer to BRAC 95 question number 3D.

SOURCE: Designated Operational Capability (DOC) Statement.

METHOD: Referenced source document for bed expansion capacity for 654th Medical Group.

CONCLUSION: Bed Expansion Capacity: 90.

Preparer: I certify the above information is accurate and complete to the best of my knowledge and belief.

Matthew C. Aupperle Date: 7 JUN 1994  
MATTHEW C. AUPPERLE, SRA, SGAX, DSN 884-5722

MAJCOM Reviewer: I certify the above information is accurate and complete to the best of my knowledge and belief.

Charles E. Potter Date: 14 June 94  
CHARLES E. POTTER, Capt, SGAP, DSN 787-7224

**INSTALLATION WORKSHEET**  
**654th Medical Group**  
**Tinker AFB, OK**

**PURPOSE:** To document the answer to BRAC 95 question number 4A.

**SOURCE:** Defense Medical Information System (DMIS) and Retroactive Case Mix Analysis System (RCMAS).

**METHOD:** Referenced source MEPRS/RCMAS reports supplied by DMIS. Isolated selected cost data and applied to computation spreadsheet.

**CONCLUSION:** Computed RWP cost using DMIS sources.

**Preparer:** I certify the above information is accurate and complete to the best of my knowledge and belief.

*Michael S. Carlton* Date: 7 JUN 1994  
MICHAEL S. CARLTON, CAPT, SGM, DSN 884-8231

**MAJCOM Reviewer:** I certify the above information is accurate and complete to the best of my knowledge and belief.

*Charles E. Potter* Date: 14 June 94  
CHARLES E. POTTER, Capt, SGAP, DSN 787-7224

Data Sources - DMIS (Defense Medical Information System) and RCMAS (Retrospective Case Mix Analysis System):

| INPUT DATA (FY92)  | SOURCE    |
|--|-----------|
| 1. Total MEPRS - A Expenses (all accounts)                       | MEPRSA92  |
| 2. Total MEPRS-E Expenses (all accounts)                         | MEPRSE92  |
| 3. Total Expenses in EBE and EBF                                 | MEPRSE92  |
| 4. Total Expenses in FAA, FAH FAL, FDD, FDE<br>and FDF           | MEPRSF92  |
| 5. Total E Expenses in MEPRS - A                                 | MEPRS4A92 |
| 6. Total E Expenses in FAA and FAH                               | MEPRS4F92 |
| 7. Total E Expenses in FAL, FDD, FDE and FDF                     | MEPRS4F92 |
| 8. Ambulatory Work Units (AWU) and Inpatient<br>Work Units (IWU) | MEPRSWU92 |
| 9. Relative Weighted Products (RWP)                              | RCMAS-G   |



INSTALLATION WORKSHEET  
654th Medical Group  
Tinker AFB, OK

PURPOSE: To document the answer to BRAC 95 question number 4B.

SOURCE: Defense Medical Information System (DMIS) and Retroactive Case Mix Analysis System (RCMAS).

METHOD: Referenced source reports supplied by DMIS. Isolated selected cost data and applied to computation spreadsheet to determine MTF Category III Unadjusted Unit Cost per RWP.

CONCLUSION: MTF Category III Unadjusted Cost per RWP: ~~\$4,717.05~~

Preparer: I certify the above information is accurate and complete to the best of my knowledge and belief.

Michael S. Carlton Date: 7 JUN 1994  
MICHAEL S. CARLTON, CAPT, SGM, DSN 884-8231

MAJCOM Reviewer: I certify the above information is accurate and complete to the best of my knowledge and belief.

Charles E. Potter Date: 14 June 94  
CHARLES E. POTTER, Capt, SGAP, DSN 787-7224

## AIR STAFF CORRECTION WORKSHEET

**PURPOSE:** To provide corrected answer to question 4 of the Medical Data Call, Tinker AFB.

**SOURCE:** Air Staff calculation using methodology provided in Data Call.

**METHOD:** During the course of completing this Data Call, MAJCOMs and facilities asked for clarification on terminology and sources cited in the questionnaire. After reviewing the inputs, we determined that there was too much room for misinterpretation and errors. To ensure consistency in the data, the Air Staff calculated MTF cost for each facility using consistent sources and methodology. This Air Staff determined result will be used for the Joint Group process.

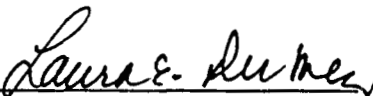
**CONCLUSION:** MTF cost for Tinker AFB is \$5702.97.

**MAJCOM CONCURS:** SSgt Holmes, HQ AFMC/SGAA.

**BASE CONCURS.**

I certify that the above information is accurate and complete to the best of my knowledge and belief.

**AIR STAFF REVIEWER:**

  
Laura E. DuMez, CMSgt, USAF  
Medical Manpower Division  
Dir of Medical Programs and Resources  
Office of the AF Surgeon General

**DATE:** 27 Jun 94

654TH Medical Group  
Tinker AFB, OK  
DSN:884-8231

| COMPUTATION WORKSHEET              |         | TOTAL COST PER CAT III RWP |            |              |                |
|------------------------------------|---------|----------------------------|------------|--------------|----------------|
| TOTAL MEPRS-A EXPENSE              |         |                            |            |              | \$5,845,581    |
| LESS SELECTED MEPRS-E EXPENSE      |         |                            |            |              | \$32,949       |
| PLUS SELECTED MEPRS-F EXPENSE      |         |                            |            |              | \$59,329       |
| TOTAL CAT III + MEPRS              |         |                            |            |              | \$5,871,961    |
|                                    |         | MDISP                      | COST/MDISP | BDISP        |                |
| ADJUSTED TO BIOMETRICS             |         | 2189                       |            | 2187         | \$5,866,596.03 |
|                                    |         | TOT RWP                    | COST/RWP   | CAT III SRWP |                |
| COST OF CAT II RWPS                |         | 1243.7                     | \$4,717.05 | 336.4        | \$1,586,815.62 |
| TOTAL ESTD CAT III INPATIENT EXP   |         |                            |            |              | \$4,279,780.41 |
| EST'D CAT III MEPRS INPATIENT COST |         |                            |            |              | \$4,279,780.41 |
| TOTAL CAT III RWPS                 |         |                            |            |              | 907.3          |
| UNADJUSTED UNIT COST               |         |                            |            |              | \$4,717.05     |
|                                    |         | CAT III                    | CAT III    |              |                |
| CONVERSION FACTOR                  | PER DAY | TOT DAYS                   | TOT RWP    | DAYS/RWP     | PER RWP        |
| DMDC/MEPRS                         | \$77    | 3773                       | 907.3      | 4.1585       | \$320.20       |
| TOTAL COST TO DISTRIBUTE           |         |                            |            |              | \$5,037.25     |
|                                    |         | CIVPAY                     | MILPAY     | OTHER        | TOTAL          |
| PATIENT FACTORS                    |         | 15.00%                     | 56.00%     | 29.00%       | 100.00%        |
| TOTAL COST DISTRIBUTED             |         | \$755.59                   | \$2,820.86 | \$1,460.80   | \$5,037.25     |
| FY93 PAY RAISE FACTOR (3.7%)       | 0.037   |                            |            |              |                |
| CIVILIAN                           |         | \$27.96                    |            |              | \$27.96        |
| MILITARY                           |         |                            | \$104.37   |              | \$104.37       |
| SUBTOTAL                           |         | \$783.55                   | \$2,925.23 | \$1,460.80   | \$5,169.58     |
| FY94 PAY RAISE FACTOR              |         |                            |            |              |                |
| CIVILIAN (3/4 OF 3.96%)            | 0.0297  | \$23.27                    |            |              | \$23.27        |
| MILITARY (3/4 OF 2.2%)             | 0.0165  |                            | \$48.27    |              | \$48.27        |
| SUBTOTAL                           |         | \$806.82                   | \$2,973.50 | \$1,460.80   | \$5,241.12     |
| FOVT SHAARE UNFUNDED               | 0.147   |                            |            |              |                |
| CIV RETIREMENT (14.7%)             |         | \$118.60                   |            |              | \$118.60       |
| SUBTOTAL                           |         | \$925.42                   | \$2,973.50 | \$1,460.80   | \$5,359.72     |
| ASSET USE CHARGE (4.0%)            | 0.04    |                            |            |              |                |
|                                    |         | \$37.02                    | \$118.94   | \$58.43      | \$214.39       |
| SUBTOTAL                           |         | \$962.44                   | \$3,092.44 | \$1,519.24   | \$5,574.11     |
| DEFLATOR 0.923361x                 | 0.083   |                            |            |              |                |
|                                    |         |                            |            | \$126.10     | \$126.10       |
| GRAND TOTAL COST PER RWP           |         | \$962.44                   | \$3,092.44 | \$1,645.33   | \$5,700.21     |

**INSTALLATION WORKSHEET**

**654th Medical Group**

**Tinker AFB, OK**

**PURPOSE:** To document the answer to BRAC 95 question number 4C.

**SOURCE:** Defense Medical Information System (DMIS) and Retroactive Case Mix Analysis System (RCMAS).

**METHOD:** Referenced source reports supplied by DMIS. Isolated selected cost data and applied to computation spreadsheet. Used conversion instructions supplied to determine the Defense Medical Data Center (DMDC)/MEPRS add-on and inflation rates for computing final MTF Cost per RWP.

**CONCLUSION:** MTF Cost per RWP: \$5,700.21

**Preparer:** I certify the above information is accurate and complete to the best of my knowledge and belief.

*Michael S. Carlton* Date: 7 JUN 1994  
MICHAEL S. CARLTON, CAPT, SGM, DSN 884-8231

**MAJCOM Reviewer:** I certify the above information is accurate and complete to the best of my knowledge and belief.

*Charles E. Potter* Date: 14 Jun 94  
CHARLES E. POTTER, Capt, SGAP, DSN 787-7224

654TH Medical Group  
Tinker AFB, OK  
DSN:884-8231

| COMPUTATION WORKSHEET              |         | TOTAL COST PER CAT III RWP |                    |              |          |                |
|------------------------------------|---------|----------------------------|--------------------|--------------|----------|----------------|
| TOTAL MEPRS-A EXPENSE              |         |                            |                    |              |          | \$5,845,581    |
| LESS SELECTED MEPRS-E EXPENSE      |         |                            |                    |              |          | \$32,949       |
| PLUS SELECTED MEPRS-F EXPENSE      |         |                            |                    |              |          | \$59,329       |
| TOTAL CAT III + MEPRS              |         |                            |                    |              |          | \$5,871,961    |
|                                    |         | MDISP                      | COST/MDISP         | BDISP        |          |                |
| ADJUSTED TO BIOMETRICS             |         | 2189                       |                    | 2187         |          | \$5,866,596.03 |
|                                    |         | TOT RWP                    | COST/RWP           | CAT III SRWP |          |                |
| COST OF CAT II RWPS                |         | 1243.7                     | \$4,717.05         | 336.4        |          | \$1,586,815.62 |
| TOTAL ESTD CAT III INPATIENT EXP   |         |                            |                    |              |          | \$4,279,780.41 |
| EST'D CAT III MEPRS INPATIENT COST |         |                            |                    |              |          | \$4,279,780.41 |
| TOTAL CAT III RWPS                 |         |                            |                    |              |          | 907.3          |
| UNADJUSTED UNIT COST               |         |                            |                    |              |          | \$4,717.05     |
| CONVERSION FACTOR                  | PER DAY | CAT III<br>TOT DAYS        | CAT III<br>TOT RWP | DAYS/RWP     | PER RWP  |                |
| DMDC/MEPRS                         | \$77    | 3773                       | 907.3              | 4.1585       | \$320.20 | \$320.20       |
| TOTAL COST TO DISTRIBUTE           |         |                            |                    |              |          | \$5,037.25     |
| ADJUSTMENT CATEGORIES              |         | CIVPAY                     | MILPAY             | OTHER        |          | TOTAL          |
| PATIENT FACTORS                    |         | 15.00%                     | 56.00%             | 29.00%       |          | 100.00%        |
| TOTAL COST DISTRIBUTED             |         | \$755.59                   | \$2,820.86         | \$1,460.80   |          | \$5,037.25     |
| FY93 PAY RAISE FACTOR (3.7%)       | 0.037   |                            |                    |              |          |                |
| CIVILIAN                           |         | \$27.96                    |                    |              |          | \$27.96        |
| MILITARY                           |         |                            | \$104.37           |              |          | \$104.37       |
| SUBTOTAL                           |         | \$783.55                   | \$2,925.23         | \$1,460.80   |          | \$5,169.58     |
| FY94 PAY RAISE FACTOR              |         |                            |                    |              |          |                |
| CIVILIAN (3/4 OF 3.96%)            | 0.0297  | \$23.27                    |                    |              |          | \$23.27        |
| MILITARY (3/4 OF 2.2%)             | 0.0165  |                            | \$48.27            |              |          | \$48.27        |
| SUBTOTAL                           |         | \$806.82                   | \$2,973.50         | \$1,460.80   |          | \$5,241.12     |
| FOVT SHAARE UNFUNDED               | 0.147   |                            |                    |              |          |                |
| CIV RETIREMENT (14.7%)             |         | \$118.60                   |                    |              |          | \$118.60       |
| SUBTOTAL                           |         | \$925.42                   | \$2,973.50         | \$1,460.80   |          | \$5,359.72     |
| ASSET USE CHARGE (4.0%)            | 0.04    |                            |                    |              |          |                |
|                                    |         | \$37.02                    | \$118.94           | \$58.43      |          | \$214.39       |
| SUBTOTAL                           |         | \$962.44                   | \$3,092.44         | \$1,519.24   |          | \$5,574.11     |
| DOD DEFLATOR 0.923361x             | 0.083   |                            |                    |              |          |                |
|                                    |         |                            |                    | \$126.10     |          | \$126.10       |
| GRAND TOTAL COST PER RWP           |         | \$962.44                   | \$3,092.44         | \$1,645.33   |          | \$5,700.21     |

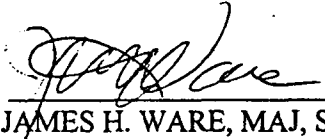
**INSTALLATION WORKSHEET**  
**654th Medical Group**  
**Tinker AFB, OK**

**PURPOSE:** To document the answer to BRAC 95 question number 5A.


**CONCLUSION:**

The reduction or closure of MTF inpatient capability would require shifting all inpatient care to local community hospitals. Because of the large number of hospitals within the catchment area, the local community could provide the necessary inpatient services. However, this shifting would be at considerably higher cost to both beneficiaries and the government. MTF inpatient costs are consistently lower for comparable inpatient services than civilian hospital and professional service costs. Beneficiary cost would be much higher because of deductibles and cost-shares.

**Preparer:** I certify the above information is accurate and complete to the best of my knowledge and belief.

  
Date: 7 JUN 1994  
JAMES H. WARE, MAJ, SGC, DSN 884-5401

**MAJCOM Reviewer:** I certify the above information is accurate and complete to the best of my knowledge and belief.

  
Date: 14 Jun 94  
CHARLES E. POTTER, Capt, SGAP, DSN 787-7224

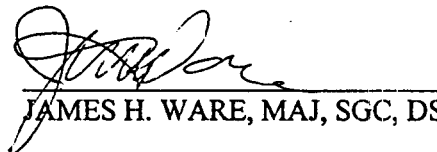
**INSTALLATION WORKSHEET  
654th Medical Group  
Tinker AFB, OK**

**PURPOSE:** To document the answer to BRAC 95 question number 5B.


**CONCLUSION:**

**Assuming no active duty and their families would leave a residual retiree population of about 28,400 beneficiaries. The local community can provide all health care services for these beneficiaries, but also at a higher cost to the government and to the beneficiaries. If the air logistics center remained open, occupational medicine, military public health and bioenvironmental engineering services, currently provided by the MTF, would have to be contracted (probably at a much higher cost also).**

**Preparer:** I certify the above information is accurate and complete to the best of my knowledge and belief.

 Date: **7 JUN 1994**  
JAMES H. WARE, MAJ, SGC, DSN 884-5401

**MAJCOM Reviewer:** I certify the above information is accurate and complete to the best of my knowledge and belief.

 Date: **14 Jun 94**  
CHARLES E. POTTER, Capt, SGAP, DSN 787-7224

# Document Separator





### AIR STAFF CORRECTION WORKSHEET

**PURPOSE:** To provide corrected answer to question 4 of the Medical Data Call,  
Travis AFB.

**SOURCE:** Air Staff calculation using methodology provided in Data Call adjusted per direction of the Joint Group.

**METHOD:** During the course of completing this Data Call, MAJCOMs and facilities asked for clarification on terminology and sources cited in the questionnaire. After reviewing the inputs, we determined that there was too much room for misinterpretation and errors. To ensure consistency in the data, the Air Staff calculated MTF cost for each facility using consistent sources and methodology. This Air Staff determined result was used for the Joint Group process.

After this calculation was done and the information provided to MAJCOMs, the methodology was altered by the Joint Group. The cost was adjusted by not deleting the CAT II RWFs (Para B(7)) and not adding payraises and inflation factors in Para C.

**CONCLUSION:** Adjusted MTF cost for Travis AFB is \$ 4622.67 rice  
4917.58.

**MAJCOM CONCURS:** Amity, HQ and ISG XP, OSN 576-2205

**BASE CONCURS:** Robert C. Brookes  
ROBERT C. BROOKES, Maj, USAF, MSC  
Director, Medical Resource Management

I certify that the above information is accurate and complete to the best of my knowledge and belief.

**AIR STAFF REVIEWER:** Laura E. DuMez DATE: 31 Oct 94  
Laura E. DuMez, CMSgt, USAF  
Medical Manpower Division  
Dir of Medical Programs and Resources  
Office of the AF Surgeon General



DEPARTMENT OF THE AIR FORCE  
HEADQUARTERS 60TH AIRLIFT WING (AMC)

27 MAY 1994

MEMORANDUM FOR HQ AMC/XPPI

FROM: 60 AW/CC  
400 Brennan Circle  
Travis AFB CA 94535-5000

SUBJECT: BRAC 95 Joint Cross-Service Group Medical Data Call (ref your  
ltr, dated 20 May 94) - ACTION MEMORANDUM

1. The installation worksheets for the BRAC 95 Joint Cross-Service Group Medical Data Call are attached. I certify that the information is accurate and complete to the best of my knowledge and belief.
2. My POC for this project is Mr Clatterbuck, 60 AW/XPX, DSN 837-1309.

  
ROBERT D. PHILLIPS, Colonel, USAF  
Commander

Attachment:

1. Installation Worksheets

INSTALLATION WORKSHEET

TRAVIS AFB, CA

**PURPOSE:** To document the answer to question 1 A (1) (a)

**SOURCE:** Captain Kim Lowe, 799-7909, Major Ken Franklin, 799-7890.  
Resource Analysis and Planning System (RAPS), version 6.01, 30 Mar 94  
BRAC III.03, 15 Mar 94

**METHOD:** This question was not answered as the 60th Medical Group is a Lead Agent medical center.

**CONCLUSION:** This question was not answered as the 60th Medical Group is a Lead Agent medical center.

I certify that the above information is accurate and complete to the best of my knowledge and belief.

Preparer: *Kenneth L. Franklin* Date: *26 MAY 94*  
KENNETH L. FRANKLIN, Maj, USAF, MSC  
Director, Medical Resource Management  
DSN799-7890

Supervisor of Preparer: *Thomas A. Rupp* Date: *26 May 94*  
THOMAS A. RUPP, Col, USAF, MSC  
Assoc Administrator  
DSN799-7832

I certify that the above information is accurate and complete to the best of my knowledge and belief.

MAJCOM Reviewer: *Jerry G. Anderson* *8 Jun 94*  
JERRY G. ANDERSON, MAJ, USAF, MSC  
CHIEF, FINANCIAL PLANS & BIostatISTICS  
OFFICE OF THE COMMAND SURGEON

INSTALLATION WORKSHEET

TRAVIS AFB, CA

**PURPOSE:** To document the answer to question 1 A (1) (b)

**SOURCE:** Captain Kim Lowe, 799-7909, Major Ken Franklin, 799-7890.  
Resource Analysis and Planning System (RAPS), version 6.01, 30 Mar 94  
BRAC III.03, 15 Mar 94

**METHOD:** Data was extracted from RAPS, which is a part of the Defense Medical Information System (DMIS).

**CONCLUSION:** Attachment 1 is a printout of the data relating to Medical Treatment Facilities (MTF) in Lead Agent Region 10 sorted by Age and Sex through the year FY 1999. Attachment 2 is the same data sorted by Branch of Service.

I certify that the above information is accurate and complete to the best of my knowledge and belief.

Preparer: Kenneth L. Franklin Date: 26 MAY 94

KENNETH L. FRANKLIN, Maj, USAF, MSC  
Director, Medical Resource Management  
DSN799-7890

Supervisor of Preparer: Thomas A. Rupp Date 26 May 94

THOMAS A. RUPP, Col, USAF, MSC  
Assoc Administrator  
DSN799-7832

I certify that the above information is accurate and complete to the best of my knowledge and belief.

MAJCOM Reviewer:

Jerry G. Anderson 8 Jun 94  
JERRY G. ANDERSON, MAJ, USAF, MSC  
CHIEF, FINANCIAL PLANS & BIostatISTICS  
OFFICE OF THE COMMAND SURGEON

RAPS MODEL FY93 BASELINE POPULATION ESTIMATES MAY 24, 1994  
 V 6.01 03/30/94

16:20:54

RETAINED HISTORICAL CATCHMENT AREAS BRAC III.03 03/15/94

HAYS ACH-FT ORD

POPULATION BY AGE/SEX

| AGE/SEX | ACTIVE DUTY | DEPS OF ACT DTY | MED ELG NG/RES | DEPS OF NG/RES | RETIRED | DEPS OF RETIRED | SURVIVR | TOTAL |
|---------|-------------|-----------------|----------------|----------------|---------|-----------------|---------|-------|
| 00-04/M |             | 2848            |                | 28             |         | 62              | 0       | 2938  |
| 05-14/M |             | 3178            |                | 50             |         | 438             | 35      | 3701  |
| 15-17/M |             | 423             |                | 9              |         | 267             | 10      | 709   |
| 18-24/M | 2631        | 351             | 12             | 4              | 7       | 410             | 21      | 3436  |
| 25-34/M | 3258        | 248             | 32             | 2              | 42      | 6               | 13      | 3601  |
| 35-44/M | 1249        | 85              | 38             | 2              | 362     | 12              | 12      | 1760  |
| 45-64/M | 166         | 49              | 11             | 0              | 3161    | 10              | 4       | 3401  |
| 65+ /M  |             | 17              |                | 0              | 3243    | 12              | 4       | 3276  |
| 00-04/F |             | 2763            |                | 28             |         | 61              | 6       | 2858  |
| 5-14/F  |             | 3184            |                | 53             |         | 410             | 25      | 3672  |
| 15-17/F |             | 456             |                | 4              |         | 261             | 20      | 741   |
| 18-24/F | 672         | 2211            | 0              | 13             | 0       | 394             | 23      | 3313  |
| 25-34/F | 520         | 4209            | 6              | 40             | 9       | 104             | 19      | 4907  |
| 35-44/F | 173         | 1676            | 1              | 30             | 19      | 641             | 47      | 2587  |
| 45-64/F | 27          | 278             | 0              | 13             | 59      | 3009            | 567     | 3953  |
| 65+ /F  |             | 39              |                | 0              | 119     | 2251            | 1421    | 3830  |
| TOTAL   | 8696        | 22015           | 100            | 276            | 7021    | 8348            | 2227    | 48683 |

ATTN to  
 P. 1A(1)(b)

RAPS MODEL FY93 BASELINE POPULATION ESTIMATES MAY 24, 1994

V 6.01 03/30/94

16:20:54

RETAINED HISTORICAL CATCHMENT AREAS BRAC III.03 03/15/94

LETTERMAN US ARMY HOSP  
( SAN FRANCISCO SERVICE AREA )

POPULATION BY AGE/SEX

| AGE/SEX | ACTIVE DUTY | DEPS OF ACT DTY | MED ELG NG/RES | DEPS OF NG/RES | RETIRED | DEPS OF RETIRED | SURVIVR | TOTAL |
|---------|-------------|-----------------|----------------|----------------|---------|-----------------|---------|-------|
| 00-04/M |             | 629             |                | 32             |         | 57              | 4       | 722   |
| 05-14/M |             | 1006            |                | 86             |         | 343             | 22      | 1457  |
| 15-17/M |             | 167             |                | 26             |         | 194             | 20      | 407   |
| 18-24/M | 414         | 140             | 55             | 14             | 12      | 301             | 24      | 960   |
| 25-34/M | 724         | 78              | 50             | 5              | 117     | 15              | 9       | 998   |
| 35-44/M | 535         | 41              | 49             | 10             | 373     | 21              | 7       | 1036  |
| 45-64/M | 134         | 24              | 55             | 4              | 3030    | 14              | 6       | 3267  |
| 65+ /M  |             | 5               |                | 0              | 5073    | 15              | 6       | 5099  |
| 00-04/F |             | 624             |                | 32             |         | 59              | 4       | 719   |
| 05-14/F |             | 978             |                | 101            |         | 391             | 19      | 1489  |
| 15-17/F |             | 175             |                | 23             |         | 185             | 17      | 400   |
| 18-24/F | 107         | 512             | 31             | 39             | 0       | 334             | 28      | 1051  |
| 25-34/F | 130         | 1097            | 24             | 55             | 15      | 106             | 16      | 1443  |
| 35-44/F | 80          | 646             | 24             | 59             | 40      | 471             | 51      | 1371  |
| 45-64/F | 16          | 148             | 7              | 37             | 178     | 2641            | 513     | 3540  |
| 65+ /F  |             | 30              |                | 2              | 318     | 3125            | 2290    | 5765  |
| TOTAL   | 2140        | 6300            | 295            | 525            | 9156    | 8272            | 3036    | 29724 |

RAPS MODEL FY93 BASELINE POPULATION ESTIMATES MAY 24, 1994  
 V 6.01 03/30/94 16:20:54

RETAINED HISTORICAL CATCHMENT AREAS BRAC III.03 03/15/94

NH LEMOORE

POPULATION BY AGE/SEX

| AGE/SEX | ACTIVE DUTY | DEPS OF ACT DTY | MED ELG NG/RES | DEPS OF NG/RES | RETIRED | DEPS OF RETIRED | SURVIVR | TOTAL |
|---------|-------------|-----------------|----------------|----------------|---------|-----------------|---------|-------|
| 00-04/M |             | 1026            |                | 61             |         | 53              | 8       | 1148  |
| 05-14/M |             | 1403            |                | 109            |         | 373             | 29      | 1914  |
| 15-17/M |             | 203             |                | 28             |         | 246             | 20      | 497   |
| 18-24/M | 1609        | 136             | 144            | 22             | 12      | 339             | 17      | 2279  |
| 25-34/M | 1802        | 49              | 126            | 2              | 48      | 5               | 8       | 2040  |
| 35-44/M | 743         | 23              | 92             | 7              | 478     | 3               | 5       | 1351  |
| 45-64/M | 68          | 11              | 41             | 1              | 2268    | 6               | 0       | 2395  |
| 65+ /M  |             | 5               |                | 0              | 1160    | 3               | 0       | 1168  |
| 00-04/F |             | 1009            |                | 54             |         | 50              | 6       | 1119  |
| 5-14/F  |             | 1341            |                | 117            |         | 372             | 27      | 1857  |
| 5-17/F  |             | 231             |                | 27             |         | 250             | 15      | 523   |
| 18-24/F | 162         | 934             | 30             | 48             | 0       | 338             | 28      | 1540  |
| 25-34/F | 135         | 1457            | 16             | 83             | 3       | 82              | 17      | 1793  |
| 35-44/F | 51          | 756             | 12             | 79             | 32      | 556             | 32      | 1518  |
| 45-64/F | 4           | 128             | 2              | 26             | 54      | 1907            | 265     | 2386  |
| 65+ /F  |             | 10              |                | 0              | 55      | 693             | 330     | 1088  |
| TOTAL   | 4574        | 8722            | 463            | 664            | 4110    | 5276            | 807     | 24616 |



| RAPS MODEL FY93 BASELINE POPULATION ESTIMATES    MAY 24, 1994 |             |                 |                |                |         |                 |         |       |
|---|-------------|-----------------|----------------|----------------|---------|-----------------|---------|-------|
| V 6.01 03/30/94   |             |                 |                | 16:20:54       |         |                 |         |       |
| RETAINED HISTORICAL CATCHMENT AREAS    BRAC III.03 03/15/94   |             |                 |                |                |         |                 |         |       |
| NH OAKLAND  |             |                 |                |                |         |                 |         |       |
| ( SAN FRANCISCO SERVICE AREA )                                |             |                 |                |                |         |                 |         |       |
| POPULATION BY AGE/SEX   |             |                 |                |                |         |                 |         |       |
| AGE/SEX   | ACTIVE DUTY | DEPS OF ACT DTY | MED ELG NG/RES | DEPS OF NG/RES | RETIRED | DEPS OF RETIRED | SURVIVR | TOTAL |
| 00-04/M   |             | 3071            |                | 184            |         | 174             | 19      | 3448  |
| 05-14/M   |             | 3753            |                | 317            |         | 1221            | 62      | 5353  |
| 15-17/M   |             | 485             |                | 72             |         | 750             | 35      | 1342  |
| 18-24/M   | 7813        | 404             | 372            | 48             | 28      | 1129            | 72      | 9866  |
| 25-34/M   | 7305        | 237             | 423            | 23             | 168     | 37              | 44      | 8237  |
| 35-44/M   | 3858        | 119             | 369            | 16             | 1182    | 21              | 20      | 5585  |
| 45-64/M   | 454         | 68              | 129            | 14             | 9316    | 24              | 7       | 10012 |
| 65+ /M  |             | 28              |                | 2              | 8351    | 27              | 6       | 8414  |
| 00-04/F   |             | 2772            |                | 165            |         | 145             | 31      | 3113  |
| 5-14/F  |             | 3748            |                | 294            |         | 1151            | 59      | 5252  |
| 5-17/F  |             | 505             |                | 57             |         | 682             | 37      | 1281  |
| 18-24/F   | 964         | 2472            | 68             | 135            | 2       | 1197            | 78      | 4916  |
| 25-34/F   | 892         | 4537            | 114            | 279            | 22      | 310             | 85      | 6239  |
| 35-44/F   | 385         | 2099            | 73             | 221            | 81      | 1605            | 87      | 4551  |
| 45-64/F   | 35          | 476             | 22             | 58             | 314     | 7700            | 1198    | 9803  |
| 65+ /F  |             | 69              |                | 3              | 311     | 5008            | 2990    | 8381  |
| TOTAL   | 21706       | 24843           | 1570           | 1888           | 19775   | 21181           | 4830    | 95793 |

RAPS MODEL FY93 BASELINE POPULATION ESTIMATES MAY 24, 1994

V 6.01 03/30/94

16:20:54

RETAINED HISTORICAL CATCHMENT AREAS BRAC III.03 03/15/94

652nd MED GRP-MCCLELLAN AFB

( SAN FRANCISCO SERVICE AREA )

POPULATION BY AGE/SEX

| AGE/SEX | ACTIVE DUTY | DEPS OF ACT DTY | MED ELG NG/RES | DEPS OF NG/RES | RETIRED | DEPS OF RETIRED | SURVIVR | TOTAL |
|---------|-------------|-----------------|----------------|----------------|---------|-----------------|---------|-------|
| 00-04/M |             | 987             |                | 31             |         | 135             | 9       | 1162  |
| 05-14/M |             | 1555            |                | 103            |         | 1169            | 53      | 2880  |
| 15-17/M |             | 256             |                | 24             |         | 806             | 23      | 1109  |
| 18-24/M | 674         | 205             | 105            | 12             | 12      | 1328            | 71      | 2407  |
| 25-34/M | 1805        | 120             | 102            | 10             | 127     | 39              | 10      | 2213  |
| 35-44/M | 952         | 43              | 142            | 16             | 1272    | 18              | 11      | 2454  |
| 45-64/M | 129         | 30              | 134            | 4              | 10990   | 27              | 5       | 11319 |
| 65+ /M  |             | 16              |                | 1              | 6651    | 22              | 6       | 6696  |
| 00-04/F |             | 1002            |                | 37             |         | 143             | 3       | 1185  |
| 5-14/F  |             | 1539            |                | 94             |         | 1162            | 52      | 2847  |
| 5-17/F  |             | 294             |                | 21             |         | 806             | 44      | 1165  |
| 18-24/F | 156         | 868             | 43             | 34             | 2       | 1475            | 69      | 2647  |
| 25-34/F | 259         | 1675            | 45             | 57             | 26      | 293             | 42      | 2397  |
| 35-44/F | 129         | 918             | 32             | 64             | 77      | 1927            | 112     | 3259  |
| 45-64/F | 12          | 198             | 18             | 39             | 176     | 9517            | 1181    | 11141 |
| 65+ /F  |             | 42              |                | 2              | 135     | 4558            | 2141    | 6878  |
| TOTAL   | 4116        | 9748            | 621            | 549            | 19468   | 23425           | 3832    | 61759 |

INSTALLATION WORKSHEET

TRAVIS AFB, CA

**PURPOSE:** To document the answer to question 1 A (1) (c)

**SOURCE:** Captain Kim Lowe, 799-7909, Major Ken Franklin, 799-7890.  
Resource Analysis and Planning System (RAPS), version 6.01, 30 Mar 94  
BRAC III.03, 15 Mar 94

**METHOD:** Data was extracted from RAPS, which is a part of the Defense Medical Information System (DMIS).

**CONCLUSION:** Attached is a printout of the data relating to Medical Treatment Facilities (MTF) in Lead Agent Region 10 sorted by specific beneficiary type for FY 1993 and projections for FY 1999, which are anticipated to be similar to data for FY 2001. Data for National Guard / Reservists and their families were reported separately.

I certify that the above information is accurate and complete to the best of my knowledge and belief.

Preparer: Kenneth L. Franklin Date: 26 May 94

KENNETH L. FRANKLIN, Maj, USAF, MSC  
Director, Medical Resource Management  
DSN799-7890

Supervisor of Preparer: Thomas A. Rupp Date 26 May 94

THOMAS A. RUPP, Col, USAF, MSC  
Assoc Administrator  
DSN799-7832

I certify that the above information is accurate and complete to the best of my knowledge and belief.

MAJCOM Reviewer: Jerry Anderson 8 Jun 94  
JERRY G. ANDERSON, MAJ, USAF, MSC  
CHIEF, FINANCIAL PLANS & BIostatISTICS  
OFFICE OF THE COMMAND SURGEON

| BRAC 95 DATA CALL             |                |                |
|-------------------------------|----------------|----------------|
| BENEFICIARY TYPE              | ACTUAL FY 1993 | PROJECTED 2001 |
| ACTIVE DUTY (AD)              | 56,788         | 33,264         |
| FAMILY MEMBERS OF AD          | 100,221        | 58,776         |
| <i>SUBTOTAL</i>               | <i>157,009</i> | <i>92,040</i>  |
| RETIRES AND FAMILIES          | 179,173        | 182,517        |
| OTHERS                        | 19,289         | 24,369         |
| <i>TOTAL</i>                  | <i>355,471</i> | <i>298,926</i> |
| NATIONAL GUARD/RESERVE (NG/R) | 3,350          | 3,080          |
| FAMILY MEMBERS OF NG/R        | 4,432          | 4,125          |
| <i>NG/R SUBTOTAL</i>          | <i>7,782</i>   | <i>7,205</i>   |
| <i>GRAND TOTAL</i>            | <i>363,253</i> | <i>306,131</i> |

ATCH to  
Q 1 A(1) (c)

INSTALLATION WORKSHEET

TRAVIS AFB, CA

**PURPOSE:** To document the answer to question 1 A (1) (d)

**SOURCE:** Captain Kim Lowe, 799-7909, Major Ken Franklin, 799-7890.  
Resource Analysis and Planning System (RAPS), version 6.01, 30 Mar 94  
BRAC III.03, 15 Mar 94

**METHOD:** Data was extracted from RAPS, which is a part of the Defense Medical Information System (DMIS).

**CONCLUSION:** RAPS data from DMIS was projected only through FY 1999. There are no expected changes for these same data in the year FY 2001.

I certify that the above information is accurate and complete to the best of my knowledge and belief.

Preparer: Kenneth L. Franklin Date: 26 MAY 94

KENNETH L. FRANKLIN, Maj, USAF, MSC  
Director, Medical Resource Management  
DSN799-7890

Supervisor of Preparer: Thomas A. Rupp Date 26 May 94

THOMAS A. RUPP, Col, USAF, MSC  
Assoc Administrator  
DSN799-7832

I certify that the above information is accurate and complete to the best of my knowledge and belief.

MAJCOM Reviewer: Jerry G. Anderson 8 Jun 94  
JERRY G. ANDERSON, MAJ, USAF, MSC  
CHIEF, FINANCIAL PLANS & BIostatISTICS  
OFFICE OF THE COMMAND SURGEON

INSTALLATION WORKSHEET

TRAVIS AFB, CA

**PURPOSE:** To document the answer to question 1 A (1) (e)

**SOURCE:** Captain Kim Lowe, 799-7909, Major Ken Franklin, 799-7890.  
Resource Analysis and Planning System (RAPS), version 6.01, 30 Mar 94  
BRAC III.03, 15 Mar 94

**METHOD:** This question was not answered as the 60th Medical Group is not a clinic.

**CONCLUSION:** This question was not answered as the 60th Medical Group is not a clinic.

I certify that the above information is accurate and complete to the best of my knowledge and belief.

Preparer: *Kenneth L. Franklin* Date: *26 May 94*

KENNETH L. FRANKLIN, Maj, USAF, MSC  
Director, Medical Resource Management  
DSN799-7890

Supervisor of Preparer: *Thomas A. Rupp* Date *26 May 94*

THOMAS A. RUPP, Col, USAF, MSC  
Assoc Administrator  
DSN799-7832

I certify that the above information is accurate and complete to the best of my knowledge and belief.

MAJCOM Reviewer: *Jerry G. Anderson 8 Jun 94*  
JERRY G. ANDERSON, MAJ, USAF, MSC  
CHIEF, FINANCIAL PLANS & BIostatISTICS  
OFFICE OF THE COMMAND SURGEON

INSTALLATION WORKSHEET

TRAVIS AFB, CA

PURPOSE: To document the answer to question 1 A (2)

SOURCE: Captain Kim Lowe, 799-7909, Major Ken Franklin, 799-7890.  
Resource Analysis and Planning System (RAPS), version 6.01, 30 Mar 94  
BRAC III.03, 15 Mar 94

METHOD: Data was extracted from RAPS, which is a part of the Defense Medical Information System (DMIS).

CONCLUSION: The local total population was identified as 3,563,906 people.

I certify that the above information is accurate and complete to the best of my knowledge and belief.

Preparer: Kenneth L. Franklin Date: 26 May 94

KENNETH L. FRANKLIN, Maj, USAF, MSC  
Director, Medical Resource Management  
DSN799-7890

Supervisor of Preparer: Thomas A. Rupp Date 26 May 94

THOMAS A. RUPP, Col, USAF, MSC  
Assoc Administrator  
DSN799-7832

I certify that the above information is accurate and complete to the best of my knowledge and belief.

MAJCOM Reviewer: Jerry G. Anderson 8 Jun 94  
JERRY G. ANDERSON, MAJ, USAF, MSC  
CHIEF, FINANCIAL PLANS & BIostatISTICS  
OFFICE OF THE COMMAND SURGEON

INSTALLATION WORKSHEET

TRAVIS AFB, CA

**PURPOSE:** To document the answer to question 1 B (1) (a)

**SOURCE:** Captain Kim Lowe, 799-7909, Major Ken Franklin, 799-7890.  
Resource Analysis and Planning System (RAPS), version 6.01, 30 Mar 94  
BRAC III.03, 15 Mar 94

**METHOD:** This question was not answered as the 60th Medical Group is a Lead Agent medical center.

**CONCLUSION:** This question was not answered as the 60th Medical Group is a Lead Agent medical center.

I certify that the above information is accurate and complete to the best of my knowledge and belief.

Preparer: Kenneth L. Franklin Date: 26 MAY 94

KENNETH L. FRANKLIN, Maj, USAF, MSC  
Director, Medical Resource Management  
DSN799-7890

Supervisor of Preparer: Thomas A. Rupp Date 26 May 94

THOMAS A. RUPP, Col, USAF, MSC  
Assoc Administrator  
DSN799-7832

I certify that the above information is accurate and complete to the best of my knowledge and belief.

MAJCOM Reviewer: Jerry G. Anderson 8 Jun 94  
JERRY G. ANDERSON, MAJ, USAF, MSC  
CHIEF, FINANCIAL PLANS & BIostatistics  
OFFICE OF THE COMMAND SURGEON



INSTALLATION WORKSHEET

TRAVIS AFB, CA

**PURPOSE:** To document the answer to question 1 B (1) (b)

**SOURCE:** Captain Kim Lowe, 799-7909, Major Ken Franklin, 799-7890.  
Resource Analysis and Planning System (RAPS), version 6.01, 30 Mar 94  
BRAC III.03, 15 Mar 94

**METHOD:** This question was not answered as the 60th Medical Group is a Lead Agent medical center.

**CONCLUSION:** This question was not answered as the 60th Medical Group is a Lead Agent medical center.

I certify that the above information is accurate and complete to the best of my knowledge and belief.

Preparer: Kenneth L. Franklin Date: 26 May 94  
KENNETH L. FRANKLIN, Maj, USAF, MSC  
Director, Medical Resource Management  
DSN799-7890

Supervisor of Preparer: Thomas A. Rupp Date 26 May 94  
THOMAS A. RUPP, Col, USAF, MSC  
Assoc Administrator  
DSN799-7832

I certify that the above information is accurate and complete to the best of my knowledge and belief.

MAJCOM Reviewer: Jerry G. Anderson  
JERRY G. ANDERSON, MAJ, USAF, MSC  
CHIEF, FINANCIAL PLANS & BIostatISTICS  
OFFICE OF THE COMMAND SURGEON

INSTALLATION WORKSHEET

TRAVIS AFB, CA

**PURPOSE:** To document the answer to question 1 B (2) (a)

**SOURCE:** Captain Kim Lowe, 799-7909, Major Ken Franklin, 799-7890.  
Resource Analysis and Planning System (RAPS), version 6.01, 30 Mar 94  
BRAC III.03, 15 Mar 94

**METHOD:** This question was not answered as the 60th Medical Group is a Lead Agent medical center.

**CONCLUSION:** This question was not answered as the 60th Medical Group is a Lead Agent medical center.

I certify that the above information is accurate and complete to the best of my knowledge and belief.

Preparer: *Kenneth L. Franklin* Date: *26 May 94*  
KENNETH L. FRANKLIN, Maj, USAF, MSC  
Director, Medical Resource Management  
DSN799-7890

Supervisor of Preparer: *Thomas A. Rupp* Date: *26 May 94*  
THOMAS A. RUPP, Col, USAF, MSC  
Assoc Administrator  
DSN799-7832

I certify that the above information is accurate and complete to the best of my knowledge and belief.

MAJCOM Reviewer: *Jerry Anderson* *8 Jun 94*  
JERRY G. ANDERSON, MAJ, USAF, MEDC  
CHIEF, FINANCIAL PLANS & BIostatISTICS  
OFFICE OF THE COMMAND SURGEON

INSTALLATION WORKSHEET

TRAVIS AFB, CA

**PURPOSE:** To document the answer to question 1 B (2) (b)

**SOURCE:** Captain Kim Lowe, 799-7909, Major Ken Franklin, 799-7890.  
Resource Analysis and Planning System (RAPS), version 6.01, 30 Mar 94  
BRAC III.03, 15 Mar 94

**METHOD:** This question was not answered as the 60th Medical Group is a Lead Agent medical center.

**CONCLUSION:** This question was not answered as the 60th Medical Group is a Lead Agent medical center.

I certify that the above information is accurate and complete to the best of my knowledge and belief.

Preparer: Kenneth L. Franklin Date: 26 May 94

KENNETH L. FRANKLIN, Maj, USAF, MSC  
Director, Medical Resource Management  
DSN799-7890

Supervisor of Preparer: Thomas A. Rupp Date 26 May 94

THOMAS A. RUPP, Col, USAF, MSC  
Assoc Administrator  
DSN799-7832

I certify that the above information is accurate and complete to the best of my knowledge and belief.

MAJCOM Reviewer: Jerry G. Anderson 8 Jun 94

JERRY G. ANDERSON, MAJ, USAF, MSC  
CHIEF, FINANCIAL PLANS & BIostatISTICS  
OFFICE OF THE COMMAND SURGEON

INSTALLATION WORKSHEET

TRAVIS AFB, CA

**PURPOSE:** To document the answer to question 1 B (2) (c)

**SOURCE:** Captain Kim Lowe, 799-7909, Major Ken Franklin, 799-7890.  
Resource Analysis and Planning System (RAPS), version 6.01, 30 Mar 94  
BRAC III.03, 15 Mar 94

**METHOD:** This question was not answered as the 60th Medical Group is a Lead Agent medical center.

**CONCLUSION:** This question was not answered as the 60th Medical Group is a Lead Agent medical center.

I certify that the above information is accurate and complete to the best of my knowledge and belief.

Preparer: Kenneth L. Franklin Date: 26 May 94  
KENNETH L. FRANKLIN, Maj, USAF, MSC  
Director, Medical Resource Management  
DSN799-7890

Supervisor of Preparer: Thomas A. Rupp Date: 26 May 94  
THOMAS A. RUPP, Col, USAF, MSC  
Assoc Administrator  
DSN799-7832

I certify that the above information is accurate and complete to the best of my knowledge and belief.

MAJCOM Reviewer: Jerry G. Anderson 8 Jun 94  
JERRY G. ANDERSON, MAJ, USAF, MSC  
CHIEF, FINANCIAL PLANS & BIostatISTICS  
OFFICE OF THE COMMAND SURGEON

REVISED #1, 13 JUN 94  
INSTALLATION WORKSHEET

TRAVIS AFB, CA

**PURPOSE:** To document the answer to question 2A


**SOURCE:** Maj Craig Cyr, 799-7931, SMSgt Edward Hayes, 799-7518.  
RCS-HAF-PRE(SA) 7115 Worldwide Medical Facilities Report.

**METHOD:** Data was extracted from the source report.


**CONCLUSION:** The attached reflects all facilities assigned to the 60th Medical Group located at Travis AFB, CA with their Category Code and other requested data. Total gross square feet equals 1,587,482. There is currently an Armed Services Whole Blood Processing Laboratory (ASWBPL) awaiting final acceptance by the Air Force for an additional 13,000 sq ft (approx).

I certify that the above information is accurate and complete to the best of my knowledge and belief.

Preparer:

  
Craig A. Cyr, Maj, USAF, MSC  
Director, Medical ReadinessDate: 13 Jun 94

Supervisor of Preparer:

  
Thomas A. Rupp, Col, USAF, MSC  
Associate AdministratorDate 13 Jun 94

I certify that the above information is accurate and complete to the best of my knowledge and belief.

MAJCOM Reviewer:

Date: 13 JUN 94

Maj  
Stuart R Cowles, ~~CPT~~ USAF, MSC  
Chief, Med Log & FAC MGMT  
Office of the Command Surgeon



REVISED #1, 13 JUN 94  
INSTALLATION WORKSHEET

TRAVIS AFB, CA

**PURPOSE:** To document the answer to question 2B

**SOURCE:** Major Craig Cyr, 799-7931, SMSgt Edward Hayes, 799 7518.  
60th Medical Group Commander's Facility Assessment Letter, 28 Jul 93.  
Joint Commission on Accreditation of Healthcare Organizations (JCAHO)  
Decision Grid, 11 Mar 93.

**METHOD:** Data was extracted from the source reports.

**CONCLUSION:** The 60th Medical Group Medical Treatment Facility (MTF) was evaluated by the JCAHO in March 1993 and received a Life Safety Management score of 2. The assessment percentages for each of the function/systems in the attachment were determined by Facilities Support personnel (office symbol SGG) from the 60th Medical Group. The total gross square feet of the MTF is 1,587,482. All items addressed in the worksheet on page 8 of the tasking letter (Overall Facility Condition Assessment) were reported as 100 percent adequate, with the exception of Logistics (92 percent adequate and 8 percent inadequate).

I certify that the above information is accurate and complete to the best of my knowledge and belief.

Preparer:

*C. A. Cyr*

Craig A. Cyr, Maj, USAF, MSC  
Director, Medical Readiness

Date: 13 Jun 94

Supervisor of Preparer:

*Thomas A. Rupp*  
Thomas A. Rupp, Col, USAF, MSC  
Associate Administrator

Date 13 Jun 94

I certify that the above information is accurate and complete to the best of my knowledge and belief.

MAJCOM Reviewer:

*Stuart R Cowles*

Date: 13 JUN 94

Stuart R Cowles, <sup>Maj</sup> ~~Capt~~, USAF, MSC  
Chief, Med Log & FAC MGMT  
Office of the Command Surgeon

REVISED ENTRIES AS OF 13 JUNE 1994  
 BRAC 95 Joint Cross-Service Group for AITs and OMB Data Call. Complete as specified. If you use a source other than identified in the questions, state your source and rationale.

Overall Assessment of Base Medical Facilities

Prepared by: Maj Craig A. Cyr Phone #: 707-423-7931 Date: REVISED 13 JUN 94  
 SSgt Hilton/SMSgt Hayes  
 MAJCOM: AMC Base: Travis AFB, CA

Organization: 60th Medical Group

Total Gross Square Feet of Base Medical Facilities: 1,587,482 sq ft

JCAHO Life Safety Management Score: 2 Date of JCAHO Survey: 11-15 Mar 93

Computations for sq ft was provided by Ms Di Palmer DSN 799-7480

Overall Facility Condition Assessment \*

| Function/System             | % Adequate | % Substandard | % Inadequate |
|-----------------------------|------------|---------------|--------------|
| 1) Parking                  | 100** ✓    | ✓             | ✓            |
| 2) Administration           | 100*** ✓   | ✓             | ✓            |
| 3) Central Sterile Services | 100 ✓      | ✓             | ✓            |
| 4) Dental                   | 100 ✓      | ✓             | ✓            |
| 5) Emergency Services       | 100 ✓      | ✓             | ✓            |
| 6) Food Services            | 100 ✓      | ✓             | ✓            |
| 7) Laboratories             | 100 ✓      | ✓             | ✓            |
| 8) Logistics                | 92 ✓       | 8 ✓           | ✓            |
| 9) Inpatient Nursing Units  | 100 ✓      | ✓             | ✓            |
| 10) Labor/Delivery/Nursery  | 100 ✓      | ✓             | ✓            |
| 11) Outpatient Clinic       | 100 ✓      | ✓             | ✓            |
| 12) Pharmacy                | 100 ✓      | ✓             | ✓            |
| 13) Radiology               | 100 ✓      | ✓             | ✓            |
| 14) Surgical Suite          | 100 ✓      | ✓             | ✓            |
| 15) Building Systems        |            |               |              |
| a) Structural/Seismic:      | 100 ✓      | ✓             | ✓            |
| b) HVAC:                    | 100 ✓      | ✓             | ✓            |
| c) Plumbing:                | 100 ✓      | ✓             | ✓            |
| d) Electrical Service:      | 100 ✓      | ✓             | ✓            |
| e) Electrical Distribution: | 100 ✓      | ✓             | ✓            |
| f) Emergency Power:         | 100 ✓      | ✓             | ✓            |

\* Bldgs highlighted on the attached listings are for medical use, but are maintained by base CE; the condition code & sq footage are indicated on the listing.

\*\* The current spaces are increasingly being almost fully utilized on a routine basis. The current and projected increase in VA interim sharing activities is expected to be handled by construction of 322 additional spaces by the end of CY 94.

The current and projected VA interim sharing, Lead Agent activities, etc., have placed significant demand for admin space currently being met by taking over patient rooms. This will be somewhat alleviated with VA construction by end of CY 98.



INSTALLATION WORKSHEET

TRAVIS AFB, CA

**PURPOSE:** To document the answer to question 3 A

**SOURCE:** Major Ken Franklin, 799-7890

**METHOD:** Data was determined from Private Owned Vehicle odometer readings

**CONCLUSION:** The distance between the 60th Medical Group Medical Treatment Facility and the closest runway capable of receiving a C-9 aircraft is 2.5 miles.

I certify that the above information is accurate and complete to the best of my knowledge and belief.

Preparer: Kenneth L. Franklin Date: 26 May 94  
KENNETH L. FRANKLIN, Maj, USAF, MSC  
Director, Medical Resource Management  
DSN799-7890

Supervisor of Preparer: Thomas A. Rupp Date: 26 May 94  
THOMAS A. RUPP, Col, USAF, MSC  
Assoc Administrator  
DSN799-7832

I certify that the above information is accurate and complete to the best of my knowledge and belief.

MAJCOM Reviewer: David E. Hanzlik Date: 5 Jun 94  
DAVID E. HANZLIK, MSgt, USAF  
HQ AMC/SGXP, DSN 576-2205

INSTALLATION WORKSHEET

TRAVIS AFB, CA

**PURPOSE:** To document the answer to question 3 B

**SOURCE:** TSgt Keith Steele, 799-7930, Major Craig Cyr, 799-7931

**METHOD:** Information was extracted from the 60th Medical Group's Designed Operational Capability (DOC) Statement Tasking.

**CONCLUSION:** See attached DOC Statement Taskings.

I certify that the above information is accurate and complete to the best of my knowledge and belief.

Preparer: Keith D. Steele Date: 27 May 94

Supervisor of Preparer: Thomas A. Rupp Date: 27 May 94  
THOMAS A. RUPP, Col, USAF, MSC  
Assoc Administrator DSN799-7832

I certify that the above information is accurate and complete to the best of my knowledge and belief.

MAJCOM Reviewer: David E. Hanzlik Date: 5 Jun 94  
DAVID E. HANZLIK, MSgt., USAF  
HQ AMC/SGXP, DSN 576-2205

IMMEDIATE

\*\*\*\*\*  
[REDACTED]  
\*\*\*\*\*

AACFSSW RHCUCNN0001 0602101 [REDACTED] UVMFJA.

[REDACTED]  
012101Z MAR 94  
FM HQ AMC SORTS SCOTT AFB IL  
TO 60AW CP TRAVIS AFB CA//CCC//  
BT  
[REDACTED]  
[REDACTED]

STATUS OF RESOURCES AND TRAINING SYSTEM (SORTS)  
DESIGNED OPERATIONAL CAPABILITY (DOC) STATEMENT (SEE AFR 55-15)

EFFECTIVE: 01 MAR 94 (01 SEP 93) OPR: HQ AMC/SGXP DSN 576-2205 FFDKV0

I. (U) UNIT IDENTIFICATION:

UNIT: 0060 MED GP UTC: FFAAA UIC: FFCRHO  
LOCATION: TRAVIS AFB 06 GEOLOC: XDAT

TITLE: MEDICAL - MEDICAL SERVICES-MOBILITY

DESID: PM24 PRIMARY MISSION (MASTER/ACTIVE)

II. (U) MISSION IDENTIFICATION:

A. (U) MISSION TASKING NARRATIVE. THIS UNIT HAS A WARTIME MISSION TO:

- (1) PROVIDE PERSONNEL TO DEPLOY AND OTHER MANPOWER AS DIRECTED.
- (2) MAINTAIN, ESTABLISH, AND OPERATE A BLOOD DONOR CENTER (BDC).
- (3) MAINTAIN AND ASSIST IN THE ESTABLISHMENT OF 250-BED AEROMEDICAL STAGING FACILITY (ASF).
- (4) SERVE AS A FEDERAL COORDINATING CENTER (FCC) FOR THE NATIONAL DISASTER MEDICAL SYSTEM (NDMS).
- (5) CONVERT TO A CASUALTY RECEIVING HOSPITAL (CRH).
- (6) PROVIDE BASE LEVEL MEDICAL SUPPORT FOR REMAINING BASE POPULATION.
- (7) ESTABLISH AND OPERATE A 200-BED MINIMAL CARE FACILITY (MCF).

SGA ~~PA~~ 3/2/94  
 SG-2 D 4/1/94  
 CC P 4/1/94

MOBILITY OPERATIONS: THIS IS YOUR PRIMARY MISSION AND WILL BE THE BASIS SORTS REPORTING. INCLUDES SUPPORT TO MEDICAL UTC'S, 9 COMPLETE UTC'S (FFEC1, FFEC2, FFEC3, FFEC4, FFEC7, FFQC1, AND THREE FFQC2 UTC'S) AND 1 FRAGMENTED UTC TO READ AS

ATCH to Q. 3B

\*\*\*\*\*  
[REDACTED]  
\*\*\*\*\*

FOLLOWS: UTC/PERSONNEL TASKED/LEAD UNIT:  
AFGLC/5/MCCHORD. (2) BDC OPERATIONS:  
THE BDC IS TO SUPPORT CONTINGENCY.  
BLOOD PRODUCT REQUIREMENTS (AS PACKED  
RED CELLS AND FRESH FROZEN PLASMA,  
UNLESS OTHERWISE DIRECTED) WHICH CANNOT  
BE MET IN THEATER. THESE  
REQUIREMENTS WILL BE IDENTIFIED (SEE  
SECT IV)

Classified  
Portion  
Removed

III. (U) MEASURED RESOURCE AREAS:  
A. (U) PERSONNEL  
TOT UTC. CRITICAL-USE AFSC'S FROM AFR 55-15, TABLE 4-4.

ADDITIONAL NOTES: (U)  
AFSC CROSS-UTILIZATION AND GRADE/SKILL :  
SUBSTITUTIONS ARE AUTHORIZED IAW THE  
UTC MISCAPS, AFR 28-4 (AFI 10-403),  
AND WMP-1 ANNEX F. SECTION IIC  
REPRESENTS UNIT'S MOST STRINGENT MOBILITY  
TASKING. AN AGGREGATION OF THESE  
MOBILITY REQUIREMENTS (SEE SECTION IV)

B. (U) EQUIPMENT AND SUPPLIES ON HAND:  
COMBAT ESSENTIAL \* SUPPORT EQUIPMENT AND SUPPLIES  
N/A \*HRM PROJECT CODE BA (ESRES) CD  
\*(ESSA2), SD (ESSAS), UA (ESRES),  
\*HA (ESRES), X (ESRES), Y (ESRES),  
\*CE (ESRES)

\*\*\*\*\*  
[REDACTED]  
\*\*\*\*\*

\*\*\*\*\*  
\*\*\*\*\*

ADDITIONAL NOTES: (U)  
DETERMINE TOTAL MOBILITY BAG REQUIREMENTS BASED ON  
ONE A-BAG PER MOBILITY POSITION NUMBER,  
ONE B-BAG PER MOBILITY POSITION  
NUMBER, ONE C-BAG PER MOBILITY POSITION  
NUMBER, AND ONE E-BAG PER EVERY  
THO MOBILITY POSITION NUMBERS. REPORT  
WRM PROJECT CODE (SEE SECTION IV)

3. (U) EQUIPMENT CONDITION:  
COMBAT ESSENTIAL \* SUPPORT EQUIPMENT  
N/A \*N/A

ADDITIONAL NOTES: (U)  
IIIB NOTES: THE AEROMEDICAL STAGING FACILITY WRM  
ASSETS ARE TO SUPPORT THE 2ND ASF. DAVID GRANT MED. CTR. IS TASKED TO  
(1) STORE AND MAINTAIN THE 250-BED AEROMEDICAL STAGING FACILITY ASSET  
IN-PLACE WARTIME USE BY THE 2ND ASF (2) ASSIST (CONT IN IIID NOTE

3. (U) TRAINING METHOD:  
C. UNIT TRNG COMP IAW: AFI 41-106.

ADDITIONAL NOTES: (U)  
(IIIB CONT) IN DETERMINATION OF AN APPROPRIATE  
LOCATION AT TRAVIS AFB FOR SETUP OF THE  
250-BED ASF, (3) ASSIST WITH  
COORDINATION AND ESTABLISHMENT OF  
SUPPORT AGREEMENTS, (4) ASSIST THE 2ND  
ASF IN SETUP AND ESTABLISHMENT OF THE  
250-BED ASF CAPABILITY.

IV. (U) AMPLIFYING NOTES:  
(IIA CONT) BY HQ AMC/SG AS ASWEPL  
SHIPMENT QUOTAS. YOUR UNIT WILL DE-  
VELOP THE CAPABILITY TO COLLECT, FULLY  
PROCESS, AND LABEL A MAXIMUM OF  
100 UNITS PER DAY IN SUPPORT OF THESE  
QUOTAS, IN AN EMERGENCY, AN INME-  
DIATE RESPONSE REQUIREMENT MAY BE  
REQD ON YOUR FACILITY. PERSONNEL RE-  
QUIRED TO SUPPORT THE BDC ARE  
IDENTIFIED IN WMP-1, ANNEX F. IT IS ANTI-

\*\*\*\*\*

\*\*\*\*\*  
[REDACTED]  
\*\*\*\*\*

OPERATED THAT MILITARY BDC'S WILL BE FULLY TASKED TO SUPPORT OVERSEAS REQUIREMENTS IN A CONTINGENCY WHICH WOULD REQUIRE ACTIVATION OF THIS SYSTEM. PARTICIPATING CIVILIAN HOSPITALS SHOULD PREFERENTIALLY PLAN TO MEET REQUIREMENTS FOR MILITARY CASUALTIES BY DRAWING UPON BLOOD RESOURCES AVAILABLE FROM THEIR NORMAL SUPPLIERS. (3) ASF MISSION: MANPOWER TO OPERATE THE ASF WILL BE TASKED TO THE END ASF AND/OR THE AIR RESERVE COMPONENT (ARC). (4) NDMS OPERATIONS: ACTIVATION OF THE VA/DOD EMERGENCY OPERATIONS PLAN AND/OR NDMS WILL REQUIRE ACTIVATION OF MILITARY PATIENT ADMINISTRATION TEAMS (MPATS) AND OPERATION OF A MILITARY PATIENT CASUALTY/PATIENT TRACKING/ACCOUNTABILITY SYSTEM WITH OTHER BASE FUNCTIONS (I.E. PERSONNEL, FINANCE, SERVICES, TRANSPORTATION, ETC.) AND APPLICATION OF COMMAND, COMMUNICATIONS, AND CONTROL IN COORDINATION WITH MUNICIPAL PLANS, AND VA LIFE AND NDMS SUPPORT AGREEMENTS. (5) CRH OPERATIONS: EXPAND CAPABILITY TO 388 BEDS WITH 8 OPERATING ROOMS. ONCE THE CRH HAS REACHED EXPANDED CAPACITY, IT WILL BE OPERATED TO THE FULLEST EXTENT POSSIBLE BY THE MEDICAL PERSONNEL REMAINING AFTER DEPLOYMENT. FULL OPERATIONAL CAPABILITY OF THE CRH WILL BE ATTAINED AFTER BACKFILL ACTIONS HAVE BEEN TAKEN TO SUPPORT SHORTAGE AFSC(S). BED UTILIZATION SHOULD BE DIRECTED TOWARD ACUTE-CARE PATIENTS. (6) BASE MEDICAL SUPPORT: INFORMATION REGARDING PROVISION OF MEDICAL CARE FOR BENEFICIARIES OTHER THAN ACTIVE DUTY PERSONNEL IS CONTAINED IN WMP-1, ANNEX F. SOURCES OF SUPPORT MAY RANGE FROM THE MILITARY MEDICAL TREATMENT FACILITY TO MANAGED CARE PROGRAMS TO USE OF THE CIVILIAN HEALTH AND MEDICAL PROGRAM OF THE UNIFORMED SERVICES (CHAMPUS). (7) MCF OPERATIONS: PROVIDE THE STATUS OF THE MINIMAL CARE CAPABILITY IN THE REMARKS SECTION OF THE REPORT.

\*\*\*\*\*  
[REDACTED]

\*\*\*\*\*  
[REDACTED]  
\*\*\*\*\*

(IIC) AFSC DETAIL FOR FRAGMENTED UTC TASKINGS WILL BE PROVIDED TO YOUR UNIT BY HQ AMC/SGXP.

(IIIA CONT) WILL BE USED TO DETERMINE UNIT'S OVERALL PERSONNEL AND TRAINING C-LEVELS. FOR SORTS REPORTING PURPOSES, AIR RESERVE COMPONENT FORCES WILL NOT BE CONSIDERED AVAILABLE TO FILL SHORTFALLS. REPORT, BUT DO NOT C-RATE, THE STATUS OF EACH PERSONNEL UTC IN SECTION IIC ABOVE USING THE FOLLOWING FORMAT: UTC: LEAD BASE/REQUIRED/ASSIGNED/AVAILABLE, E.G., UTC FFGLC: ANDREWS/REQ 48/ASGN 17/AVAIL 45. IDENTIFY SHORTAGES BY AFSC AGAINST UTC REQUIREMENTS, E.G., FFGLC: 09586 04 -1, 90250 -1, 90270 -1. ON A SEMI-ANNUAL BASIS (JANUARY AND JULY), INCLUDE IN THE REMARKS SECTION A LISTING OF THE REMAINING NUMBER OF PERSONNEL, BY AFSC, AVAIL- ABLE TO SUPPORT GENERATION MISSION AND A 3 ABILITY TO MEET IN-PLACE GENERATION MISSION. FOR THIS SEMI-ANNUAL ASSESSMENT, AIR RESERVE COMPONENT FORCES WILL NOT BE CONSIDERED AVAILABLE TO FILL SHORTFALLS.

(IIIB CONT) STATUS IAW AFR 55-15. IN ADDITION, REPORT THE FOLLOWING INFORMATION IN THE REMARKS AREA OF THE UNIT SORTS REPORT: (1) FOR ALL HRM PROJECT CODES LESS THAN 85% AVAILABLE, INCLUDE REASON FOR SHORTFALL AND EXPECTED GET WELL DATE (BASE GET WELL DATE ON ACHIEVEMENT OF 85% AVAILABILITY) (2) THE NUMBER OF A, B, C, AND E MOBILITY BAGS AVAILABLE TO SUPPORT MEDICAL MOBILITY REQUIREMENTS REPORTED AS: TYPE BAG/REQUIRED/ ON HAND, E.G., A-BAG/100/100, ETC.

V. (U) GAINING COMMANDS (IN ORDER):

ANNUAL REVIEW DATE 00 00

\*\*\*\*\*  
[REDACTED]  
\*\*\*\*\*

\*\*\*\*\*  
[REDACTED]  
\*\*\*\*\*

VI. (U)

NONE

*Am. Randolph Jr.*

UNIT CC  
REVIEW

LEONARD M. RANDOLPH, JR., COL, USAF, MCPPROVAL 25 FEB 94  
COMMANDER

MAJCOM

[REDACTED]  
[REDACTED]  
[REDACTED]

BT  
#0001

NNNN

\*\*\*\*\*  
[REDACTED]



INSTALLATION WORKSHEET

TRAVIS AFB, CA

**PURPOSE:** To document the answer to question 3 C

**SOURCE:** Major Ken Franklin, 799-7890

**METHOD:** Data was obtained from the January 1994 Listing of Fixed Medical Treatment Facilities report from HQ USAF/SGHM.

**CONCLUSION:** The 60th Medical Group Medical Treatment Facility is reported to have 195 operating beds in the source report.

I certify that the above information is accurate and complete to the best of my knowledge and belief.

Preparer: Kenneth L. Franklin Date: 26 May 94  
KENNETH L. FRANKLIN, Maj, USAF, MSC  
Director, Medical Resource Management  
DSN799-7890

Supervisor of Preparer: Thomas A. Rupp Date: 26 May 94  
THOMAS A. RUPP, Col, USAF, MSC  
Assoc Administrator  
DSN799-7832

I certify that the above information is accurate and complete to the best of my knowledge and belief.

MAJCOM Reviewer: Jerry G. Anderson 8 Jun 94  
JERRY G. ANDERSON, MAJ, USAF, MSC  
CHIEF, FINANCIAL PLANS & BIostatISTICS  
HEAD OF THE SURGEON

INSTALLATION WORKSHEET

TRAVIS AFB, CA

**PURPOSE:** To document the answer to question 3 D

**SOURCE:** Major Ken Franklin, 799-7890

**METHOD:** Data was obtained from the 60th Medical Group Contingency Support Plan (OPLAN 9550), 1 Sep 93, page 37.

**CONCLUSION:** The 60th Medical Group Medical Treatment Facility is reported to have 388 operating beds in the expanded mode from the source report.

I certify that the above information is accurate and complete to the best of my knowledge and belief.

Preparer: Kenneth L. Franklin Date: 26 May 94

KENNETH L. FRANKLIN, Maj, USAF, MSC  
Director, Medical Resource Management  
DSN799-7890

Supervisor of Preparer: Thomas A. Rupp Date: 30 May 94

THOMAS A. RUPP, Col, USAF, MSC  
Assoc Administrator  
DSN799-7832

I certify that the above information is accurate and complete to the best of my knowledge and belief.

MAJCOM Reviewer: David E. Hanzlik Date: 5 Jun 94

DAVID E. HANZLIK, MSgt, USAF  
HQ AMC/SGXP, DSN 576-2205

## AIR STAFF CORRECTION WORKSHEET

**PURPOSE:** To provide corrected answer to question 4 of the Medical Data Call, Travis AFB.

**SOURCE:** Air Staff calculation using methodology provided in Data Call.

**METHOD:** During the course of completing this Data Call, MAJCOMs and facilities asked for clarification on terminology and sources cited in the questionnaire. After reviewing the inputs, we determined that there was too much room for misinterpretation and errors. To ensure consistency in the data, the Air Staff calculated MTF cost for each facility using consistent sources and methodology. This Air Staff determined result will be used for the Joint Group process.

**CONCLUSION:** MTF cost for Travis AFB is \$4917.58.

**MAJCOM CONCURS:** Barbara Clark, HQ AMC/SGAR.

**BASE CONCURS.**

I certify that the above information is accurate and complete to the best of my knowledge and belief.

**AIR STAFF REVIEWER:** Laura E. DuMez **DATE:** 27 Jun 94

Laura E. DuMez, CMSgt, USAF  
Medical Manpower Division  
Dir of Medical Programs and Resources  
Office of the AF Surgeon General

INSTALLATION WORKSHEET

TRAVIS AFB, CA

**PURPOSE:** To document the answer to question 4 C

**SOURCE:** Mr. Sonny Childers, 799-7889, Major Ken Franklin, 799-7890

**METHOD:** Data was obtained from the 60th Medical Group Medical Expense Performance Reporting System (MEPRS), 30 Sep 93 and the Retrospective Case Mix Analysis System (RCMAS)

**CONCLUSION:** The 60th Medical Group Medical Treatment Facility cost per Relative Weighted Product (RWP) is \$4,701.49 (see attachment).

I certify that the above information is accurate and complete to the best of my knowledge and belief.

Preparer: Kenneth L. Franklin Date: 26 MAY 94  
KENNETH L. FRANKLIN, Maj, USAF, MSC  
Director, Medical Resource Management  
DSN799-7890

Supervisor of Preparer: Thomas A. Rupp Date: 26 May 94  
THOMAS A. RUPP, Col, USAF, MSC  
Assoc Administrator  
DSN799-7832

I certify that the above information is accurate and complete to the best of my knowledge and belief.

MAJCOM Reviewer: Jerry Anderson 8 Jun 94  
JERRY G. ANDERSON, MAJ, USAF, MSC  
CHIEF, FINANCIAL PLANS & BIostatistics  
OFFICE OF THE COMMAND SURGEON



|    |  |                |              |
|----|--|----------------|--------------|
| 7  | TOTAL ADJUSTED CATEGORY II RWP*              | 793,38792      |              |
|    | TOTAL CATEGORY III RWP                       | 12553,98508    |              |
|    | ADJUSTED CAT II RWP* COST                    | \$2,996,407.23 |              |
| 8  | UNADJUSTED UNIT COST CAT III RWP             | \$4,015.41     |              |
|    | TOTAL ESTIMATED CAT III INPNT EXPENSES       |                | \$47,061,009 |
| C. | MEPRS OBDs                                   | 69049          |              |
|    | DXNSA/PAS/ADELS OBDs                         | 3531           |              |
|    | TOTAL MTF CAT III OBDs                       | 65518          |              |
|    | AVERAGE DAYS PER RWP                         | 4.91           |              |
|    | MEPRS COVERSION FACTOR                       | \$77           |              |
| 1  | DMDC ADD ON                                  |                | \$378        |
| 2  | TOTAL COST PER RWP                           |                | \$4,154.69   |
| 3  | DISTRIBUTION OF RWP                          |                |              |
|    | CIVILIAN PAY (15%)                           |                | \$623.20     |
|    | MILITARY PAY (56%)                           |                | \$2,326.63   |
|    | OTHER (29%)                                  |                | \$1,204.86   |
|    | TOTAL  |                | \$4,154.69   |
| 4  | FY 93 & FY 94 PAY ADJUSTMENTS:               |                |              |
|    | CIV PAY (x1.037 & x1.0297)                   |                | \$665.46     |
|    | MIL PAY(x1.037&x1.0165)                      |                | \$2,452.52   |
| 5  | CIV PAY - Govt. Share of Unfunded Retirement |                |              |
|    | CIV PAY (x1.147)                             |                | \$763.28     |
| 6  | ASSET USE CHARGES (1.04)                     |                |              |
|    | CIV PAY                                      |                | \$793.81     |

Atch to 9 p.c.



INSTALLATION WORKSHEET

TRAVIS AFB, CA

**PURPOSE:** To document the answer to question 5 A

**SOURCE:** Colonel James Lynett, 799-3706, Major Ken Franklin, 799-7890

**METHOD:** Data was obtained from a discussion between the two identified sources and confirmed with executive committee members from the 60th Medical Group.

**CONCLUSION:** The closure of inpatient services at the 60th Medical Group Medical Treatment Facility would overwhelm the local catchment area. It is anticipated the local community could not provide necessary inpatient services for our current daily census of 138 military related patients and 12 patients affiliated with the Department for Veterans Affairs (total of 150).

I certify that the above information is accurate and complete to the best of my knowledge and belief.

Preparer: Kenneth L. Franklin  
KENNETH L. FRANKLIN, Maj, USAF, MSC  
Director, Medical Resource Management  
DSN799-7890

Date: 26 MAY 94

Supervisor of Preparer: Thomas A. Rupp  
THOMAS A. RUPP, Col, USAF, MSC  
Assoc Administrator  
DSN799-7832

Date 26 May 94

I certify that the above information is accurate and complete to the best of my knowledge and belief.

MAJCOM Reviewer: \_\_\_\_\_

Date: \_\_\_\_\_

Jerry G. Anderson 8 Jun 94  
JERRY G. ANDERSON, MAJ, USAF, MSC  
CHIEF, FINANCIAL PLANS & BIostatISTICS  
OFFICE OF THE COMMAND SURGEON



INSTALLATION WORKSHEET

TRAVIS AFB, CA

**PURPOSE:** To document the answer to question 5 B

**SOURCE:** Colonel James Lynett, 799-3706, Major Ken Franklin, 799-7890

**METHOD:** Data was obtained from a discussion between the two identified sources and confirmed with executive committee members from the 60th Medical Group.

**CONCLUSION:** The closure of the entire 60th Medical Group Medical Treatment Facility would not overwhelm the local catchment area if Active Duty and their families are removed from the area. The current ratio of active duty and their families is approximately half of the workload concerning both inpatient and outpatient services. Our current inpatient daily census of 150 would fall in half to 75 which could be provided by the local community. Our current outpatient visits of 30,000 per month would be cut in half, and estimated to reduce by one-third when services are paid for out-of-pocket by beneficiaries. Therefore, the monthly visits to the local community would be one-half of 30,000 (15,000) and further reduced by one-third (5,000) for a final estimate of 10,000 visits per month. It is assumed this volume of outpatient care could be provided by the local community

I certify that the above information is accurate and complete to the best of my knowledge and belief.

Preparer: Kenneth L. Franklin Date: 26 MAY 94

KENNETH L. FRANKLIN, Maj, USAF, MSC  
Director, Medical Resource Management  
DSN799-7890

Supervisor of Preparer: Thomas A. Rupp Date 26 May 94

THOMAS A. RUPP, Col, USAF, MSC  
Assoc Administrator  
DSN799-7832

I certify that the above information is accurate and complete to the best of my knowledge and belief.

MAJCOM Reviewer: Jerry G. Anderson 8 Jun 94

JERRY G. ANDERSON, MAJ, USAF, MSC  
CHIEF, FINANCIAL PLANS & BIostatISTICS  
OFFICE OF THE COMMAND SURGEON

RAPS MODEL FY93 BASELINE POPULATION ESTIMATES MAY 24, 1994

V 6.01 03/30/94

16:20:54

RETAINED HISTORICAL CATCHMENT AREAS BRAC III.03 03/15/94

9th MEDICAL GROUP-BEALE

( SAN FRANCISCO SERVICE AREA )

POPULATION BY AGE/SEX

| AGE/SEX | ACTIVE DUTY | DEPS OF ACT DTY | MED ELG NG/RES | DEPS OF NG/RES | RETIRED | DEPS OF RETIRED | SURVIVR | TOTAL |
|---------|-------------|-----------------|----------------|----------------|---------|-----------------|---------|-------|
| 00-04/M |             | 615             |                | 4              |         | 34              | 1       | 654   |
| 05-14/M |             | 831             |                | 12             |         | 263             | 8       | 1114  |
| 15-17/M |             | 133             |                | 4              |         | 187             | 10      | 334   |
| 18-24/M | 877         | 96              | 10             | 6              | 4       | 254             | 16      | 1263  |
| 25-34/M | 1362        | 57              | 7              | 0              | 18      | 2               | 2       | 1448  |
| 35-44/M | 676         | 28              | 2              | 0              | 351     | 8               | 1       | 1066  |
| 45-64/M | 49          | 14              | 3              | 1              | 2350    | 5               | 1       | 2423  |
| 65+ /M  |             | 1               |                | 0              | 1630    | 3               | 0       | 1634  |
| 00-04/F |             | 558             |                | 3              |         | 25              | 1       | 587   |
| 5-14/F  |             | 820             |                | 6              |         | 278             | 11      | 1115  |
| 5-17/F  |             | 136             |                | 2              |         | 196             | 7       | 341   |
| 18-24/F | 241         | 502             | 0              | 7              | 0       | 283             | 17      | 1050  |
| 25-34/F | 203         | 905             | 0              | 3              | 3       | 59              | 3       | 1176  |
| 35-44/F | 116         | 400             | 0              | 7              | 14      | 488             | 30      | 1055  |
| 45-64/F | 8           | 72              | 0              | 3              | 32      | 2111            | 212     | 2438  |
| 65+ /F  |             | 6               |                | 0              | 35      | 1095            | 382     | 1518  |
| TOTAL   | 3532        | 5174            | 22             | 58             | 4437    | 5291            | 702     | 19216 |

| RAPS MODEL FY93 BASELINE POPULATION ESTIMATES MAY 24, 1994 |             |                 |                |                |         |                 |         |       |
|--|-------------|-----------------|----------------|----------------|---------|-----------------|---------|-------|
| V 6.01 03/30/94  |             |                 |                | 16:20:54       |         |                 |         |       |
| RETAINED HISTORICAL CATCHMENT AREAS BRAC III.03 03/15/94   |             |                 |                |                |         |                 |         |       |
| 93rd MEDICAL GROUP-CASTLE                                  |             |                 |                |                |         |                 |         |       |
| POPULATION BY AGE/SEX                                      |             |                 |                |                |         |                 |         |       |
| AGE/SEX  | ACTIVE DUTY | DEPS OF ACT DTY | MED ELG NG/RES | DEPS OF NG/RES | RETIRED | DEPS OF RETIRED | SURVIVR | TOTAL |
| 00-04/M  |             | 941             |                | 10             |         | 44              | 4       | 999   |
| 05-14/M  |             | 1203            |                | 22             |         | 379             | 19      | 1623  |
| 15-17/M  |             | 176             |                | 7              |         | 272             | 15      | 470   |
| 18-24/M  | 1112        | 135             | 16             | 7              | 4       | 380             | 18      | 1672  |
| 25-34/M  | 1526        | 78              | 16             | 0              | 30      | 11              | 8       | 1669  |
| 35-44/M  | 715         | 19              | 11             | 0              | 457     | 9               | 3       | 1214  |
| 45-64/M  | 60          | 15              | 3              | 0              | 2904    | 6               | 0       | 2988  |
| 65+ /M   |             | 3               |                | 0              | 1442    | 5               | 0       | 1450  |
| 00-04/F  |             | 946             |                | 5              |         | 43              | 1       | 995   |
| 5-14/F   |             | 1225            |                | 37             |         | 375             | 25      | 1662  |
| 5-17/F   |             | 188             |                | 5              |         | 272             | 7       | 472   |
| 18-24/F  | 262         | 844             | 0              | 9              | 2       | 378             | 28      | 1523  |
| 25-34/F  | 201         | 1412            | 0              | 15             | 7       | 86              | 20      | 1741  |
| 35-44/F  | 67          | 622             | 1              | 16             | 22      | 589             | 22      | 1339  |
| 45-64/F  | 5           | 109             | 0              | 13             | 34      | 2621            | 328     | 3110  |
| 65+ /F   |             | 8               |                | 0              | 37      | 982             | 460     | 1487  |
| TOTAL  | 3948        | 7924            | 47             | 146            | 4939    | 6452            | 958     | 24414 |

RAPS MODEL FY93 BASELINE POPULATION ESTIMATES MAY 24, 1994

V 6.01 03/30/94

16:20:54

RETAINED HISTORICAL CATCHMENT AREAS BRAC III.03 03/15/94

DAVID GRANT USAF MED CTR  
( SAN FRANCISCO SERVICE AREA )

POPULATION BY AGE/SEX

| AGE/SEX | ACTIVE DUTY | DEPS OF ACT DTY | MED ELG NG/RES | DEPS OF NG/RES | RETIRED | DEPS OF RETIRED | SURVIVR | TOTAL |
|---------|-------------|-----------------|----------------|----------------|---------|-----------------|---------|-------|
| 00-04/M |             | 1554            |                | 15             |         | 99              | 5       | 1673  |
| 05-14/M |             | 2502            |                | 45             |         | 993             | 32      | 3572  |
| 15-17/M |             | 427             |                | 13             |         | 688             | 38      | 1166  |
| 18-24/M | 2055        | 338             | 55             | 14             | 6       | 1032            | 63      | 3563  |
| 25-34/M | 2937        | 202             | 72             | 5              | 52      | 31              | 18      | 3317  |
| 35-44/M | 1438        | 96              | 33             | 4              | 889     | 16              | 12      | 2488  |
| 45-64/M | 166         | 55              | 9              | 1              | 6408    | 17              | 1       | 6657  |
| 65+ /M  |             | 37              |                | 0              | 3631    | 24              | 3       | 3695  |
| 00-04/F |             | 1525            |                | 13             |         | 110             | 5       | 1653  |
| 5-14/F  |             | 2386            |                | 38             |         | 953             | 27      | 3404  |
| 5-17/F  |             | 417             |                | 10             |         | 610             | 34      | 1071  |
| 18-24/F | 548         | 1385            | 24             | 16             | 2       | 1026            | 56      | 3057  |
| 25-34/F | 567         | 2512            | 25             | 27             | 16      | 200             | 31      | 3378  |
| 35-44/F | 261         | 1431            | 12             | 44             | 50      | 1372            | 65      | 3235  |
| 45-64/F | 21          | 299             | 1              | 22             | 97      | 5902            | 717     | 7059  |
| 65+ /F  |             | 64              |                | 0              | 114     | 2621            | 1419    | 4218  |
| TOTAL   | 7993        | 15230           | 231            | 267            | 11265   | 15694           | 2526    | 53206 |

| RAPS MODEL FY93 BASELINE POPULATION ESTIMATES MAY 24, 1994 |             |                 |                |                |         |                 |         |       |
|--|-------------|-----------------|----------------|----------------|---------|-----------------|---------|-------|
| V 6.01 03/30/94  |             |                 |                | 16:20:54       |         |                 |         |       |
| RETAINED HISTORICAL CATCHMENT AREAS BRAC III.03 03/15/94   |             |                 |                |                |         |                 |         |       |
| TOTAL HS REGION 10   |             |                 |                |                |         |                 |         |       |
| USAF NONCATCHMENT BENEFICIARIES                            |             |                 |                |                |         |                 |         |       |
| POPULATION BY AGE/SEX                                      |             |                 |                |                |         |                 |         |       |
| AGE/SEX  | ACTIVE DUTY | DEPS OF ACT DTY | MED ELG NG/RES | DEPS OF NG/RES | RETIRED | DEPS OF RETIRED | SURVIVR | TOTAL |
| 00-04/M  |             | 20              |                | 6              |         | 11              | 1       | 38    |
| 05-14/M  |             | 40              |                | 10             |         | 99              | 5       | 154   |
| 15-17/M  |             | 7               |                | 2              |         | 63              | 3       | 75    |
| 18-24/M  | 3           | 11              | 0              | 2              | 1       | 89              | 2       | 108   |
| 25-34/M  | 32          | 2               | 0              | 1              | 12      | 3               | 1       | 51    |
| 35-44/M  | 29          | 2               | 0              | 0              | 141     | 4               | 0       | 176   |
| 45-64/M  | 6           | 2               | 0              | 0              | 1312    | 1               | 0       | 1321  |
| 65+ /M   |             | 1               |                | 0              | 1127    | 0               | 0       | 1128  |
| 00-04/F  |             | 28              |                | 2              |         | 10              | 3       | 43    |
| 5-14/F   |             | 36              |                | 11             |         | 91              | 5       | 143   |
| 15-17/F  |             | 6               |                | 3              |         | 60              | 0       | 69    |
| 18-24/F  | 1           | 46              | 0              | 3              | 0       | 84              | 5       | 139   |
| 25-34/F  | 7           | 37              | 1              | 8              | 4       | 23              | 3       | 83    |
| 35-44/F  | 5           | 20              | 0              | 9              | 6       | 148             | 5       | 193   |
| 45-64/F  | 0           | 6               | 0              | 2              | 7       | 1102            | 126     | 1243  |
| 65+ /F   |             | 1               |                | 0              | 11      | 654             | 212     | 878   |
| TOTAL  | 83          | 265             | 1              | 59             | 2621    | 2442            | 371     | 5842  |

| RAPS POPULATION PROJECTION REPORT  |             |                 |                |                |         |                 |         |       |
|--|-------------|-----------------|----------------|----------------|---------|-----------------|---------|-------|
| MAY 24, 1994   |             |                 |                |                |         |                 |         |       |
| FY94 BASED UPON FY93 BASELINE  |             |                 |                |                |         |                 |         |       |
| 16:20:54   |             |                 |                |                |         |                 |         |       |
| V 6.01 03/30/94 RETAINED HISTORICAL CATCHMENT AREAS BRAC III.03 03/15/94 |             |                 |                |                |         |                 |         |       |
| HAYS ACH-FT ORD  |             |                 |                |                |         |                 |         |       |
| POPULATION BY AGE/SEX  |             |                 |                |                |         |                 |         |       |
| AGE/SEX  | ACTIVE DUTY | DEPS OF ACT DTY | MED ELG NG/RES | DEPS OF NG/RES | RETIRED | DEPS OF RETIRED | SURVIVR | TOTAL |
| 00-04/M  |             | 1174            |                | 27             |         | 58              | 0       | 1259  |
| 05-14/M  |             | 1227            |                | 48             |         | 410             | 35      | 1720  |
| 15-17/M  |             | 149             |                | 9              |         | 252             | 10      | 420   |
| 18-24/M  | 991         | 132             | 11             | 4              | 7       | 389             | 21      | 1555  |
| 25-34/M  | 1807        | 100             | 31             | 2              | 37      | 6               | 13      | 1996  |
| 35-44/M  | 648         | 38              | 37             | 2              | 334     | 11              | 12      | 1082  |
| 45-64/M  | 64          | 24              | 11             | 0              | 3019    | 10              | 4       | 3132  |
| 65+ /M   |             | 4               |                | 0              | 3354    | 12              | 4       | 3374  |
| 00-04/F  |             | 1120            |                | 27             |         | 56              | 6       | 1209  |
| 05-14/F  |             | 1217            |                | 51             |         | 384             | 25      | 1677  |
| 15-17/F  |             | 153             |                | 4              |         | 246             | 20      | 423   |
| 18-24/F  | 345         | 721             | 0              | 12             | 0       | 375             | 23      | 1476  |
| 25-34/F  | 268         | 1800            | 6              | 38             | 8       | 97              | 19      | 2236  |
| 35-44/F  | 88          | 721             | 1              | 29             | 18      | 604             | 47      | 1508  |
| 45-64/F  | 10          | 114             | 0              | 12             | 56      | 2908            | 557     | 3657  |
| 65+ /F   |             | 16              |                | 0              | 123     | 2307            | 1539    | 3985  |
| TOTAL  | 4221        | 8710            | 97             | 265            | 6956    | 8125            | 2335    | 30709 |

| RAPS POPULATION PROJECTION REPORT                   |             |                 |                |                |         |                 |         | MAY 24, 1994         |  |
|---|-------------|-----------------|----------------|----------------|---------|-----------------|---------|----------------------|--|
| FY94 BASED UPON FY93 BASELINE                       |             |                 |                |                |         |                 |         | 16:20:54             |  |
| V 6.01 03/30/94 RETAINED HISTORICAL CATCHMENT AREAS |             |                 |                |                |         |                 |         | BRAC III.03 03/15/94 |  |
| LETTERMAN US ARMY HOSP                              |             |                 |                |                |         |                 |         |                      |  |
| ( SAN FRANCISCO SERVICE AREA )                      |             |                 |                |                |         |                 |         |                      |  |
| POPULATION BY AGE/SEX                               |             |                 |                |                |         |                 |         |                      |  |
| AGE/SEX   | ACTIVE DUTY | DEPS OF ACT DTY | MED ELG NG/RES | DEPS OF NG/RES | RETIRED | DEPS OF RETIRED | SURVIVR | TOTAL                |  |
| 00-04/M   |             | 368             |                | 30             |         | 53              | 4       | 455                  |  |
| 05-14/M   |             | 600             |                | 80             |         | 324             | 22      | 1026                 |  |
| 15-17/M   |             | 87              |                | 24             |         | 183             | 20      | 314                  |  |
| 18-24/M   | 286         | 61              | 51             | 13             | 12      | 286             | 24      | 733                  |  |
| 25-34/M   | 503         | 24              | 45             | 5              | 105     | 14              | 9       | 705                  |  |
| 35-44/M   | 259         | 15              | 45             | 9              | 346     | 20              | 7       | 701                  |  |
| 45-64/M   | 56          | 10              | 51             | 4              | 2905    | 14              | 6       | 3046                 |  |
| 65+ /M  |             | 2               |                | 0              | 5260    | 15              | 6       | 5283                 |  |
| 00-04/F   |             | 378             |                | 30             |         | 56              | 4       | 468                  |  |
| 05-14/F   |             | 561             |                | 94             |         | 368             | 19      | 1042                 |  |
| 15-17/F   |             | 75              |                | 21             |         | 175             | 17      | 288                  |  |
| 18-24/F   | 48          | 305             | 29             | 37             | 0       | 319             | 28      | 766                  |  |
| 25-34/F   | 65          | 697             | 22             | 52             | 14      | 99              | 16      | 965                  |  |
| 35-44/F   | 31          | 371             | 23             | 55             | 38      | 445             | 51      | 1014                 |  |
| 45-64/F   | 4           | 77              | 7              | 34             | 169     | 2560            | 504     | 3355                 |  |
| 65+ /F  |             | 11              |                | 2              | 329     | 3210            | 2479    | 6031                 |  |
| TOTAL   | 1252        | 3642            | 273            | 490            | 9178    | 8141            | 3216    | 26192                |  |

| RAPS POPULATION PROJECTION REPORT                   |             |                 |                |                |         |                 |         | MAY 24, 1994         |  |
|---|-------------|-----------------|----------------|----------------|---------|-----------------|---------|----------------------|--|
| FY94 BASED UPON FY93 BASELINE                       |             |                 |                |                |         |                 |         | 16:20:54             |  |
| V 6.01 03/30/94 RETAINED HISTORICAL CATCHMENT AREAS |             |                 |                |                |         |                 |         | BRAC III.03 03/15/94 |  |
| NH LEMOORE  |             |                 |                |                |         |                 |         |                      |  |
| POPULATION BY AGE/SEX                               |             |                 |                |                |         |                 |         |                      |  |
| AGE/SEX   | ACTIVE DUTY | DEPS OF ACT DTY | MED ELG NG/RES | DEPS OF NG/RES | RETIRED | DEPS OF RETIRED | SURVIVR | TOTAL                |  |
| 00-04/M   |             | 971             |                | 60             |         | 51              | 8       | 1090                 |  |
| 05-14/M   |             | 1327            |                | 107            |         | 355             | 29      | 1818                 |  |
| 15-17/M   |             | 191             |                | 27             |         | 236             | 20      | 474                  |  |
| 18-24/M   | 1523        | 130             | 136            | 21             | 12      | 325             | 17      | 2164                 |  |
| 25-34/M   | 1705        | 46              | 123            | 2              | 44      | 5               | 8       | 1933                 |  |
| 35-44/M   | 705         | 22              | 90             | 7              | 449     | 3               | 5       | 1281                 |  |
| 45-64/M   | 65          | 11              | 41             | 1              | 2185    | 6               | 0       | 2309                 |  |
| 65+ /M  |             | 5               |                | 0              | 1205    | 3               | 0       | 1213                 |  |
| 00-04/F   |             | 954             |                | 52             |         | 48              | 6       | 1060                 |  |
| 5-14/F  |             | 1269            |                | 115            |         | 354             | 27      | 1765                 |  |
| 3-17/F  |             | 219             |                | 26             |         | 239             | 15      | 499                  |  |
| 18-24/F   | 154         | 884             | 28             | 46             | 0       | 324             | 28      | 1464                 |  |
| 25-34/F   | 128         | 1379            | 16             | 81             | 3       | 77              | 17      | 1701                 |  |
| 35-44/F   | 48          | 716             | 12             | 77             | 30      | 531             | 32      | 1446                 |  |
| 45-64/F   | 4           | 121             | 2              | 25             | 52      | 1860            | 261     | 2325                 |  |
| 65+ /F  |             | 10              |                | 0              | 57      | 714             | 357     | 1138                 |  |
| TOTAL   | 4332        | 8255            | 448            | 647            | 4037    | 5131            | 830     | 23680                |  |



| RAPS POPULATION PROJECTION REPORT                   |             |                 |                |                |         |                 |         | MAY 24, 1994         |  |
|---|-------------|-----------------|----------------|----------------|---------|-----------------|---------|----------------------|--|
| FY94 BASED UPON FY93 BASELINE                       |             |                 |                |                |         |                 |         | 16:20:54             |  |
| V 6.01 03/30/94 RETAINED HISTORICAL CATCHMENT AREAS |             |                 |                |                |         |                 |         | BRAC III.03 03/15/94 |  |
| NH OAKLAND  |             |                 |                |                |         |                 |         |                      |  |
| ( SAN FRANCISCO SERVICE AREA )                      |             |                 |                |                |         |                 |         |                      |  |
| POPULATION BY AGE/SEX                               |             |                 |                |                |         |                 |         |                      |  |
| AGE/SEX   | ACTIVE DUTY | DEPS OF ACT DTY | MED ELG NG/RES | DEPS OF NG/RES | RETIRED | DEPS OF RETIRED | SURVIVR | TOTAL                |  |
| 00-04/M   |             | 2914            |                | 181            |         | 164             | 19      | 3278                 |  |
| 05-14/M   |             | 3561            |                | 310            |         | 1161            | 62      | 5094                 |  |
| 15-17/M   |             | 461             |                | 70             |         | 718             | 35      | 1284                 |  |
| 18-24/M   | 7413        | 385             | 357            | 46             | 27      | 1084            | 72      | 9384                 |  |
| 25-34/M   | 6951        | 225             | 414            | 23             | 152     | 36              | 44      | 7845                 |  |
| 35-44/M   | 3679        | 114             | 361            | 15             | 1108    | 21              | 20      | 5318                 |  |
| 45-64/M   | 436         | 65              | 125            | 14             | 8979    | 24              | 7       | 9650                 |  |
| 65+ /M  |             | 26              |                | 2              | 8687    | 28              | 6       | 8749                 |  |
| 00-04/F   |             | 2631            |                | 162            |         | 138             | 31      | 2962                 |  |
| 5-14/F  |             | 3557            |                | 287            |         | 1097            | 59      | 5000                 |  |
| 15-17/F   |             | 480             |                | 55             |         | 652             | 37      | 1224                 |  |
| 18-24/F   | 915         | 2344            | 64             | 131            | 2       | 1149            | 78      | 4683                 |  |
| 25-34/F   | 852         | 4307            | 111            | 272            | 21      | 293             | 85      | 5941                 |  |
| 35-44/F   | 368         | 1994            | 71             | 217            | 76      | 1528            | 87      | 4341                 |  |
| 45-64/F   | 33          | 450             | 21             | 56             | 299     | 7506            | 1177    | 9542                 |  |
| 65+ /F  |             | 66              |                | 3              | 321     | 5164            | 3238    | 8792                 |  |
| TOTAL   | 20647       | 23530           | 1524           | 1844           | 19672   | 20763           | 5057    | 93087                |  |

| RAPS POPULATION PROJECTION REPORT                   |             |                 |                |                |         |                 |         | MAY 24, 1994         |
|---|-------------|-----------------|----------------|----------------|---------|-----------------|---------|----------------------|
| FY94 BASED UPON FY93 BASELINE                       |             |                 |                |                |         |                 |         | 16:20:54             |
| V 6.01 03/30/94 RETAINED HISTORICAL CATCHMENT AREAS |             |                 |                |                |         |                 |         | BRAC III.03 03/15/94 |
| 652nd MED GRP-MCCLELLAN AFB                         |             |                 |                |                |         |                 |         |                      |
| ( SAN FRANCISCO SERVICE AREA )                      |             |                 |                |                |         |                 |         |                      |
| POPULATION BY AGE/SEX                               |             |                 |                |                |         |                 |         |                      |
| AGE/SEX   | ACTIVE DUTY | DEPS OF ACT DTY | MED ELG NG/RES | DEPS OF NG/RES | RETIRED | DEPS OF RETIRED | SURVIVR | TOTAL                |
| 00-04/M   |             | 959             |                | 29             |         | 127             | 9       | 1124                 |
| 05-14/M   |             | 1513            |                | 97             |         | 1107            | 53      | 2770                 |
| 15-17/M   |             | 251             |                | 22             |         | 767             | 23      | 1063                 |
| 18-24/M   | 677         | 201             | 96             | 11             | 12      | 1271            | 71      | 2339                 |
| 25-34/M   | 1798        | 117             | 94             | 10             | 115     | 38              | 10      | 2182                 |
| 35-44/M   | 953         | 42              | 131            | 15             | 1180    | 17              | 11      | 2349                 |
| 45-64/M   | 129         | 29              | 124            | 4              | 10583   | 27              | 5       | 10901                |
| 65+ /M  |             | 16              |                | 1              | 6902    | 22              | 6       | 6947                 |
| 00-04/F   |             | 973             |                | 35             |         | 134             | 3       | 1145                 |
| 5-14/F  |             | 1497            |                | 88             |         | 1100            | 52      | 2737                 |
| 15-17/F   |             | 287             |                | 20             |         | 766             | 44      | 1117                 |
| 18-24/F   | 157         | 842             | 40             | 32             | 2       | 1410            | 69      | 2552                 |
| 25-34/F   | 260         | 1631            | 42             | 54             | 24      | 276             | 42      | 2329                 |
| 35-44/F   | 130         | 895             | 30             | 60             | 72      | 1828            | 112     | 3127                 |
| 45-64/F   | 12          | 192             | 17             | 36             | 168     | 9268            | 1160    | 10853                |
| 65+ /F  |             | 41              |                | 2              | 140     | 4690            | 2319    | 7192                 |
| TOTAL   | 4116        | 9486            | 574            | 516            | 19198   | 22848           | 3989    | 60727                |

| RAPS POPULATION PROJECTION REPORT                   |             |                 |                |                |         |                 |         | MAY 24, 1994         |  |
|---|-------------|-----------------|----------------|----------------|---------|-----------------|---------|----------------------|--|
| FY94 BASED UPON FY93 BASELINE                       |             |                 |                |                |         |                 |         | 16:20:54             |  |
| V 6.01 03/30/94 RETAINED HISTORICAL CATCHMENT AREAS |             |                 |                |                |         |                 |         | BRAC III.03 03/15/94 |  |
| 9th MEDICAL GROUP-BEALE                             |             |                 |                |                |         |                 |         |                      |  |
| ( SAN FRANCISCO SERVICE AREA )                      |             |                 |                |                |         |                 |         |                      |  |
| POPULATION BY AGE/SEX                               |             |                 |                |                |         |                 |         |                      |  |
| AGE/SEX   | ACTIVE DUTY | DEPS OF ACT DTY | MED ELG NG/RES | DEPS OF NG/RES | RETIRED | DEPS OF RETIRED | SURVIVR | TOTAL                |  |
| 00-04/M   |             | 602             |                | 4              |         | 33              | 1       | 640                  |  |
| 05-14/M   |             | 812             |                | 11             |         | 250             | 8       | 1081                 |  |
| 15-17/M   |             | 130             |                | 4              |         | 179             | 10      | 323                  |  |
| 18-24/M   | 886         | 94              | 9              | 6              | 4       | 243             | 16      | 1258                 |  |
| 25-34/M   | 1376        | 56              | 7              | 0              | 17      | 2               | 2       | 1460                 |  |
| 35-44/M   | 684         | 27              | 2              | 0              | 326     | 8               | 1       | 1048                 |  |
| 45-64/M   | 49          | 14              | 3              | 1              | 2264    | 5               | 1       | 2337                 |  |
| 65+ /M  |             | 1               |                | 0              | 1694    | 3               | 0       | 1698                 |  |
| 00-04/F   |             | 546             |                | 3              |         | 24              | 1       | 574                  |  |
| 05-14/F   |             | 802             |                | 6              |         | 265             | 11      | 1084                 |  |
| 15-17/F   |             | 133             |                | 2              |         | 187             | 7       | 329                  |  |
| 18-24/F   | 244         | 488             | 0              | 7              | 0       | 271             | 17      | 1027                 |  |
| 25-34/F   | 206         | 884             | 0              | 3              | 3       | 57              | 3       | 1156                 |  |
| 35-44/F   | 117         | 392             | 0              | 7              | 13      | 464             | 30      | 1023                 |  |
| 45-64/F   | 8           | 71              | 0              | 3              | 31      | 2057            | 208     | 2378                 |  |
| 65+ /F  |             | 6               |                | 0              | 35      | 1128            | 413     | 1582                 |  |
| TOTAL   | 3570        | 5058            | 21             | 57             | 4387    | 5176            | 729     | 18998                |  |

| RAPS POPULATION PROJECTION REPORT                   |             |                 |                |                |         |                 |         | MAY 24, 1994         |  |
|---|-------------|-----------------|----------------|----------------|---------|-----------------|---------|----------------------|--|
| FY94 BASED UPON FY93 BASELINE                       |             |                 |                |                |         |                 |         | 16:20:54             |  |
| V 6.01 03/30/94 RETAINED HISTORICAL CATCHMENT AREAS |             |                 |                |                |         |                 |         | BRAC III.03 03/15/94 |  |
| 93rd MEDICAL GROUP-CASTLE                           |             |                 |                |                |         |                 |         |                      |  |
| POPULATION BY AGE/SEX                               |             |                 |                |                |         |                 |         |                      |  |
| AGE/SEX   | ACTIVE DUTY | DEPS OF ACT DTY | MED ELG NG/RES | DEPS OF NG/RES | RETIRED | DEPS OF RETIRED | SURVIVR | TOTAL                |  |
| 00-04/M   |             | 918             |                | 9              |         | 42              | 4       | 973                  |  |
| 05-14/M   |             | 1175            |                | 21             |         | 359             | 19      | 1574                 |  |
| 15-17/M   |             | 172             |                | 7              |         | 259             | 15      | 453                  |  |
| 18-24/M   | 1124        | 132             | 15             | 7              | 4       | 363             | 18      | 1663                 |  |
| 25-34/M   | 1542        | 76              | 15             | 0              | 28      | 10              | 8       | 1679                 |  |
| 35-44/M   | 723         | 19              | 10             | 0              | 425     | 9               | 3       | 1189                 |  |
| 45-64/M   | 60          | 15              | 3              | 0              | 2796    | 6               | 0       | 2880                 |  |
| 65+ /M  |             | 3               |                | 0              | 1498    | 5               | 0       | 1506                 |  |
| 00-04/F   |             | 922             |                | 5              |         | 41              | 1       | 969                  |  |
| 05-14/F   |             | 1196            |                | 35             |         | 356             | 25      | 1612                 |  |
| 15-17/F   |             | 183             |                | 5              |         | 259             | 7       | 454                  |  |
| 18-24/F   | 265         | 821             | 0              | 9              | 2       | 362             | 28      | 1487                 |  |
| 25-34/F   | 203         | 1379            | 0              | 14             | 7       | 81              | 20      | 1704                 |  |
| 35-44/F   | 68          | 607             | 1              | 15             | 21      | 559             | 22      | 1293                 |  |
| 45-64/F   | 5           | 106             | 0              | 12             | 33      | 2553            | 322     | 3031                 |  |
| 65+ /F  |             | 8               |                | 0              | 37      | 1011            | 498     | 1554                 |  |
| TOTAL   | 3990        | 7732            | 44             | 139            | 4851    | 6275            | 990     | 24021                |  |

| RAPS POPULATION PROJECTION REPORT |             |                 |                                     |                |         |                      |         |       |
|-----------------------------------|-------------|-----------------|-------------------------------------|----------------|---------|----------------------|---------|-------|
|                                   |             |                 |                                     |                |         | MAY 24, 1994         |         |       |
| FY94 BASED UPON FY93 BASELINE     |             |                 |                                     |                |         | 16:20:54             |         |       |
| V 6.01 03/30/94                   |             |                 | RETAINED HISTORICAL CATCHMENT AREAS |                |         | BRAC III.03 03/15/94 |         |       |
| DAVID GRANT USAF MED CTR          |             |                 |                                     |                |         |                      |         |       |
| ( SAN FRANCISCO SERVICE AREA )    |             |                 |                                     |                |         |                      |         |       |
| POPULATION BY AGE/SEX             |             |                 |                                     |                |         |                      |         |       |
| AGE/SEX                           | ACTIVE DUTY | DEPS OF ACT DTY | MED ELG NG/RES                      | DEPS OF NG/RES | RETIRED | DEPS OF RETIRED      | SURVIVR | TOTAL |
| 00-04/M                           |             | 1512            |                                     | 15             |         | 94                   | 5       | 1626  |
| 05-14/M                           |             | 2430            |                                     | 44             |         | 943                  | 32      | 3449  |
| 15-17/M                           |             | 415             |                                     | 13             |         | 656                  | 38      | 1122  |
| 18-24/M                           | 2063        | 330             | 55                                  | 13             | 6       | 990                  | 63      | 3520  |
| 25-34/M                           | 2950        | 197             | 72                                  | 5              | 48      | 30                   | 18      | 3320  |
| 35-44/M                           | 1450        | 94              | 32                                  | 4              | 829     | 16                   | 12      | 2437  |
| 45-64/M                           | 168         | 53              | 9                                   | 1              | 6180    | 17                   | 1       | 6429  |
| 65+ /M                            |             | 36              |                                     | 0              | 3770    | 24                   | 3       | 3833  |
| 00-04/F                           |             | 1482            |                                     | 13             |         | 103                  | 5       | 1603  |
| 05-14/F                           |             | 2319            |                                     | 36             |         | 904                  | 27      | 3286  |
| 15-17/F                           |             | 406             |                                     | 10             |         | 583                  | 34      | 1033  |
| 18-24/F                           | 553         | 1346            | 23                                  | 15             | 2       | 983                  | 56      | 2978  |
| 25-34/F                           | 573         | 2441            | 24                                  | 26             | 15      | 190                  | 31      | 3300  |
| 35-44/F                           | 264         | 1388            | 11                                  | 42             | 47      | 1305                 | 65      | 3122  |
| 45-64/F                           | 21          | 291             | 1                                   | 21             | 92      | 5757                 | 705     | 6888  |
| 65+ /F                            |             | 62              |                                     | 0              | 117     | 2699                 | 1537    | 4415  |
| TOTAL                             | 8042        | 14802           | 227                                 | 258            | 11106   | 15294                | 2632    | 52361 |

| RAPS POPULATION PROJECTION REPORT                   |             |                 |                |                |         |                 |         | MAY 24, 1994         |  |
|---|-------------|-----------------|----------------|----------------|---------|-----------------|---------|----------------------|--|
| FY94 BASED UPON FY93 BASELINE                       |             |                 |                |                |         |                 |         | 16:20:54             |  |
| V 6.01 03/30/94 RETAINED HISTORICAL CATCHMENT AREAS |             |                 |                |                |         |                 |         | BRAC III.03 03/15/94 |  |
| TOTAL HS REGION 10                                  |             |                 |                |                |         |                 |         |                      |  |
| USAF NONCATCHMENT BENEFICIARIES                     |             |                 |                |                |         |                 |         |                      |  |
| POPULATION BY AGE/SEX                               |             |                 |                |                |         |                 |         |                      |  |
| AGE/SEX   | ACTIVE DUTY | DEPS OF ACT DTY | MED ELG NG/RES | DEPS OF NG/RES | RETIRED | DEPS OF RETIRED | SURVIVR | TOTAL                |  |
| 00-04/M   |             | 19              |                | 6              |         | 10              | 1       | 36                   |  |
| 05-14/M   |             | 39              |                | 10             |         | 94              | 5       | 148                  |  |
| 15-17/M   |             | 7               |                | 2              |         | 60              | 3       | 72                   |  |
| 18-24/M   | 3           | 11              | 0              | 2              | 1       | 85              | 2       | 104                  |  |
| 25-34/M   | 33          | 2               | 0              | 1              | 11      | 3               | 1       | 51                   |  |
| 35-44/M   | 29          | 2               | 0              | 0              | 131     | 4               | 0       | 166                  |  |
| 45-64/M   | 6           | 2               | 0              | 0              | 1266    | 1               | 0       | 1275                 |  |
| 65+ /M  |             | 1               |                | 0              | 1170    | 0               | 0       | 1171                 |  |
| 00-04/F   |             | 27              |                | 2              |         | 9               | 3       | 41                   |  |
| 5-14/F  |             | 35              |                | 11             |         | 86              | 5       | 137                  |  |
| 5-17/F  |             | 6               |                | 3              |         | 57              | 0       | 66                   |  |
| 18-24/F   | 1           | 45              | 0              | 3              | 0       | 80              | 5       | 134                  |  |
| 25-34/F   | 7           | 36              | 1              | 8              | 4       | 22              | 3       | 81                   |  |
| 35-44/F   | 5           | 20              | 0              | 9              | 6       | 141             | 5       | 186                  |  |
| 45-64/F   | 0           | 6               | 0              | 2              | 7       | 1075            | 124     | 1214                 |  |
| 65+ /F  |             | 1               |                | 0              | 11      | 674             | 230     | 916                  |  |
| TOTAL   | 84          | 259             | 1              | 59             | 2607    | 2401            | 387     | 5798                 |  |

| RAPS POPULATION PROJECTION REPORT                   |             |                 |                |                |         |                 |         | MAY 24, 1994         |  |
|---|-------------|-----------------|----------------|----------------|---------|-----------------|---------|----------------------|--|
| FY95 BASED UPON FY93 BASELINE                       |             |                 |                |                |         |                 |         | 16:20:54             |  |
| V 6.01 03/30/94 RETAINED HISTORICAL CATCHMENT AREAS |             |                 |                |                |         |                 |         | BRAC III.03 03/15/94 |  |
| HAYS ACH-FT ORD                                     |             |                 |                |                |         |                 |         |                      |  |
| POPULATION BY AGE/SEX                               |             |                 |                |                |         |                 |         |                      |  |
| AGE/SEX   | ACTIVE DUTY | DEPS OF ACT DTY | MED ELG NG/RES | DEPS OF NG/RES | RETIRED | DEPS OF RETIRED | SURVIVR | TOTAL                |  |
| 00-04/M   |             | 1135            |                | 26             |         | 57              | 0       | 1218                 |  |
| 05-14/M   |             | 1184            |                | 46             |         | 405             | 35      | 1670                 |  |
| 15-17/M   |             | 143             |                | 9              |         | 248             | 10      | 410                  |  |
| 18-24/M   | 955         | 127             | 11             | 4              | 7       | 383             | 21      | 1508                 |  |
| 25-34/M   | 1756        | 96              | 30             | 2              | 36      | 6               | 13      | 1939                 |  |
| 35-44/M   | 631         | 38              | 36             | 2              | 333     | 11              | 12      | 1063                 |  |
| 45-64/M   | 61          | 23              | 11             | 0              | 2949    | 10              | 4       | 3058                 |  |
| 65+ /M  |             | 4               |                | 0              | 3545    | 13              | 4       | 3566                 |  |
| 00-04/F   |             | 1083            |                | 27             |         | 56              | 6       | 1172                 |  |
| 5-14/F  |             | 1175            |                | 49             |         | 379             | 25      | 1628                 |  |
| 15-17/F   |             | 146             |                | 4              |         | 244             | 20      | 414                  |  |
| 18-24/F   | 331         | 693             | 0              | 12             | 0       | 368             | 23      | 1427                 |  |
| 25-34/F   | 261         | 1742            | 6              | 38             | 8       | 96              | 19      | 2170                 |  |
| 35-44/F   | 85          | 696             | 1              | 28             | 18      | 596             | 47      | 1471                 |  |
| 45-64/F   | 10          | 110             | 0              | 12             | 56      | 2880            | 545     | 3613                 |  |
| 65+ /F  |             | 15              |                | 0              | 129     | 2418            | 1656    | 4218                 |  |
| TOTAL   | 4090        | 8410            | 95             | 259            | 7081    | 8170            | 2440    | 30545                |  |

| RAPS POPULATION PROJECTION REPORT                   |             |                 |                |                |         |                 |         | MAY 24, 1994         |  |
|---|-------------|-----------------|----------------|----------------|---------|-----------------|---------|----------------------|--|
| FY95 BASED UPON FY93 BASELINE                       |             |                 |                |                |         |                 |         | 16:20:54             |  |
| V 6.01 03/30/94 RETAINED HISTORICAL CATCHMENT AREAS |             |                 |                |                |         |                 |         | BRAC III.03 03/15/94 |  |
| LETTERMAN US ARMY HOSP                              |             |                 |                |                |         |                 |         |                      |  |
| ( SAN FRANCISCO SERVICE AREA )                      |             |                 |                |                |         |                 |         |                      |  |
| POPULATION BY AGE/SEX                               |             |                 |                |                |         |                 |         |                      |  |
| AGE/SEX   | ACTIVE DUTY | DEPS OF ACT DTY | MED ELG NG/RES | DEPS OF NG/RES | RETIRED | DEPS OF RETIRED | SURVIVR | TOTAL                |  |
| 00-04/M   |             | 366             |                | 29             |         | 53              | 4       | 452                  |  |
| 05-14/M   |             | 594             |                | 78             |         | 319             | 22      | 1013                 |  |
| 15-17/M   |             | 87              |                | 23             |         | 181             | 20      | 311                  |  |
| 18-24/M   | 285         | 61              | 49             | 13             | 12      | 282             | 24      | 726                  |  |
| 25-34/M   | 502         | 24              | 44             | 5              | 101     | 14              | 9       | 699                  |  |
| 35-44/M   | 258         | 15              | 43             | 9              | 346     | 20              | 7       | 698                  |  |
| 45-64/M   | 55          | 9               | 49             | 4              | 2839    | 14              | 6       | 2976                 |  |
| 65+ /M  |             | 2               |                | 0              | 5558    | 15              | 7       | 5582                 |  |
| 00-04/F   |             | 375             |                | 29             |         | 55              | 4       | 463                  |  |
| 5-14/F  |             | 557             |                | 91             |         | 364             | 19      | 1031                 |  |
| 5-17/F  |             | 75              |                | 21             |         | 173             | 17      | 286                  |  |
| 18-24/F   | 48          | 301             | 28             | 36             | 0       | 312             | 28      | 753                  |  |
| 25-34/F   | 65          | 692             | 22             | 50             | 14      | 98              | 16      | 957                  |  |
| 35-44/F   | 31          | 366             | 21             | 53             | 38      | 439             | 51      | 999                  |  |
| 45-64/F   | 4           | 77              | 6              | 33             | 165     | 2537            | 492     | 3314                 |  |
| 65+ /F  |             | 11              |                | 2              | 347     | 3365            | 2669    | 6394                 |  |
| TOTAL   | 1248        | 3612            | 262            | 476            | 9420    | 8241            | 3395    | 26654                |  |



| RAPS POPULATION PROJECTION REPORT                   |             |                 |                |                |         |                 |         |       | MAY 24, 1994         |  |
|---|-------------|-----------------|----------------|----------------|---------|-----------------|---------|-------|----------------------|--|
| FY95 BASED UPON FY93 BASELINE                       |             |                 |                |                |         |                 |         |       | 16:20:54             |  |
| V 6.01 03/30/94 RETAINED HISTORICAL CATCHMENT AREAS |             |                 |                |                |         |                 |         |       | BRAC III.03 03/15/94 |  |
| NH LEMOORE  |             |                 |                |                |         |                 |         |       |                      |  |
| POPULATION BY AGE/SEX                               |             |                 |                |                |         |                 |         |       |                      |  |
| AGE/SEX   | ACTIVE DUTY | DEPS OF ACT DTY | MED ELG NG/RES | DEPS OF NG/RES | RETIRED | DEPS OF RETIRED | SURVIVR | TOTAL |                      |  |
| 00-04/M   |             | 946             |                | 59             |         | 50              | 8       | 1063  |                      |  |
| 05-14/M   |             | 1296            |                | 105            |         | 351             | 29      | 1781  |                      |  |
| 15-17/M   |             | 187             |                | 27             |         | 232             | 20      | 466   |                      |  |
| 18-24/M   | 1489        | 126             | 133            | 21             | 12      | 321             | 17      | 2119  |                      |  |
| 25-34/M   | 1667        | 46              | 122            | 2              | 42      | 5               | 8       | 1892  |                      |  |
| 35-44/M   | 687         | 22              | 89             | 7              | 447     | 3               | 5       | 1260  |                      |  |
| 45-64/M   | 63          | 10              | 40             | 1              | 2135    | 6               | 0       | 2255  |                      |  |
| 65+ /M  |             | 5               |                | 0              | 1274    | 3               | 0       | 1282  |                      |  |
| 00-04/F   |             | 932             |                | 52             |         | 46              | 6       | 1036  |                      |  |
| 5-14/F  |             | 1238            |                | 113            |         | 349             | 27      | 1727  |                      |  |
| 5-17/F  |             | 213             |                | 26             |         | 235             | 15      | 489   |                      |  |
| 18-24/F   | 150         | 863             | 27             | 46             | 0       | 319             | 28      | 1433  |                      |  |
| 25-34/F   | 126         | 1346            | 15             | 80             | 3       | 77              | 17      | 1664  |                      |  |
| 35-44/F   | 48          | 700             | 12             | 76             | 30      | 524             | 32      | 1422  |                      |  |
| 45-64/F   | 4           | 119             | 2              | 25             | 51      | 1842            | 254     | 2297  |                      |  |
| 65+ /F  |             | 10              |                | 0              | 60      | 749             | 385     | 1204  |                      |  |
| TOTAL   | 4234        | 8059            | 440            | 640            | 4054    | 5112            | 851     | 23390 |                      |  |

| RAPS POPULATION PROJECTION REPORT                   |             |                 |                |                |         |                 |         | MAY 24, 1994         |
|---|-------------|-----------------|----------------|----------------|---------|-----------------|---------|----------------------|
| FY95 BASED UPON FY93 BASELINE                       |             |                 |                |                |         |                 |         | 16:20:54             |
| V 6.01 03/30/94 RETAINED HISTORICAL CATCHMENT AREAS |             |                 |                |                |         |                 |         | BRAC III.03 03/15/94 |
| NH OAKLAND  |             |                 |                |                |         |                 |         |                      |
| ( SAN FRANCISCO SERVICE AREA )                      |             |                 |                |                |         |                 |         |                      |
| POPULATION BY AGE/SEX                               |             |                 |                |                |         |                 |         |                      |
| AGE/SEX   | ACTIVE DUTY | DEPS OF ACT DTY | MED ELG NG/RES | DEPS OF NG/RES | RETIRED | DEPS OF RETIRED | SURVIVR | TOTAL                |
| 00-04/M   |             | 2577            |                | 178            |         | 163             | 19      | 2937                 |
| 05-14/M   |             | 3154            |                | 306            |         | 1146            | 62      | 4668                 |
| 15-17/M   |             | 410             |                | 69             |         | 706             | 35      | 1220                 |
| 18-24/M   | 6657        | 341             | 351            | 46             | 25      | 1067            | 72      | 8559                 |
| 25-34/M   | 6274        | 202             | 407            | 23             | 148     | 36              | 44      | 7134                 |
| 35-44/M   | 3340        | 101             | 357            | 15             | 1104    | 21              | 20      | 4958                 |
| 45-64/M   | 401         | 57              | 123            | 13             | 8770    | 24              | 7       | 9395                 |
| 65+ /M  |             | 23              |                | 2              | 9178    | 28              | 7       | 9238                 |
| 00-04/F   |             | 2330            |                | 159            |         | 136             | 31      | 2656                 |
| -14/F   |             | 3147            |                | 284            |         | 1081            | 59      | 4571                 |
| -17/F   |             | 429             |                | 55             |         | 642             | 37      | 1163                 |
| 18-24/F   | 824         | 2092            | 63             | 130            | 2       | 1131            | 78      | 4320                 |
| 25-34/F   | 773         | 3820            | 110            | 271            | 20      | 289             | 85      | 5368                 |
| 35-44/F   | 334         | 1768            | 72             | 214            | 76      | 1510            | 87      | 4061                 |
| 45-64/F   | 30          | 400             | 21             | 55             | 291     | 7436            | 1150    | 9383                 |
| 65+ /F  |             | 60              |                | 3              | 340     | 5413            | 3485    | 9301                 |
| TOTAL   | 18633       | 20911           | 1504           | 1823           | 19954   | 20829           | 5278    | 88932                |

| RAPS POPULATION PROJECTION REPORT |             |                 |                |                                     |         |                 |         | MAY 24, 1994         |  |
|-----------------------------------|-------------|-----------------|----------------|-------------------------------------|---------|-----------------|---------|----------------------|--|
| FY95 BASED UPON FY93 BASELINE     |             |                 |                |                                     |         |                 |         | 16:20:54             |  |
| V 6.01 03/30/94                   |             |                 |                | RETAINED HISTORICAL CATCHMENT AREAS |         |                 |         | BRAC III.03 03/15/94 |  |
| 652nd MED GRP-MCCLELLAN AFB       |             |                 |                |                                     |         |                 |         |                      |  |
| ( SAN FRANCISCO SERVICE AREA )    |             |                 |                |                                     |         |                 |         |                      |  |
| POPULATION BY AGE/SEX             |             |                 |                |                                     |         |                 |         |                      |  |
| AGE/SEX                           | ACTIVE DUTY | DEPS OF ACT DTY | MED ELG NG/RES | DEPS OF NG/RES                      | RETIRED | DEPS OF RETIRED | SURVIVR | TOTAL                |  |
| 00-04/M                           |             | 811             |                | 28                                  |         | 126             | 9       | 974                  |  |
| 05-14/M                           |             | 1269            |                | 96                                  |         | 1092            | 53      | 2510                 |  |
| 15-17/M                           |             | 207             |                | 22                                  |         | 756             | 23      | 1008                 |  |
| 18-24/M                           | 537         | 165             | 93             | 11                                  | 12      | 1249            | 71      | 2138                 |  |
| 25-34/M                           | 1551        | 97              | 90             | 9                                   | 111     | 35              | 10      | 1903                 |  |
| 35-44/M                           | 808         | 33              | 127            | 15                                  | 1177    | 17              | 11      | 2188                 |  |
| 45-64/M                           | 109         | 25              | 119            | 4                                   | 10337   | 26              | 5       | 10625                |  |
| 65+ /M                            |             | 13              |                | 1                                   | 7293    | 23              | 6       | 7336                 |  |
| 00-04/F                           |             | 824             |                | 35                                  |         | 132             | 3       | 994                  |  |
| 05-14/F                           |             | 1257            |                | 86                                  |         | 1085            | 52      | 2480                 |  |
| 15-17/F                           |             | 239             |                | 19                                  |         | 755             | 44      | 1057                 |  |
| 18-24/F                           | 124         | 726             | 38             | 31                                  | 2       | 1388            | 69      | 2378                 |  |
| 25-34/F                           | 213         | 1362            | 40             | 54                                  | 23      | 273             | 42      | 2007                 |  |
| 35-44/F                           | 106         | 750             | 29             | 58                                  | 72      | 1805            | 112     | 2932                 |  |
| 45-64/F                           | 10          | 160             | 17             | 35                                  | 163     | 9181            | 1135    | 10701                |  |
| 65+ /F                            |             | 36              |                | 2                                   | 147     | 4917            | 2496    | 7598                 |  |
| TOTAL                             | 3458        | 7974            | 553            | 506                                 | 19337   | 22860           | 4141    | 58829                |  |

| RAPS POPULATION PROJECTION REPORT                   |             |                 |                |                |         |                 |         | MAY 24, 1994         |  |
|---|-------------|-----------------|----------------|----------------|---------|-----------------|---------|----------------------|--|
| FY95 BASED UPON FY93 BASELINE                       |             |                 |                |                |         |                 |         | 16:20:54             |  |
| V 6.01 03/30/94 RETAINED HISTORICAL CATCHMENT AREAS |             |                 |                |                |         |                 |         | BRAC III.03 03/15/94 |  |
| 9th MEDICAL GROUP-BEALE                             |             |                 |                |                |         |                 |         |                      |  |
| ( SAN FRANCISCO SERVICE AREA )                      |             |                 |                |                |         |                 |         |                      |  |
| POPULATION BY AGE/SEX                               |             |                 |                |                |         |                 |         |                      |  |
| AGE/SEX   | ACTIVE DUTY | DEPS OF ACT DTY | MED ELG NG/RES | DEPS OF NG/RES | RETIRED | DEPS OF RETIRED | SURVIVR | TOTAL                |  |
| 00-04/M   |             | 582             |                | 4              |         | 32              | 1       | 619                  |  |
| 05-14/M   |             | 786             |                | 11             |         | 246             | 8       | 1051                 |  |
| 15-17/M   |             | 126             |                | 4              |         | 176             | 10      | 316                  |  |
| 18-24/M   | 857         | 91              | 9              | 6              | 4       | 240             | 16      | 1223                 |  |
| 25-34/M   | 1331        | 54              | 6              | 0              | 17      | 2               | 2       | 1412                 |  |
| 35-44/M   | 661         | 26              | 2              | 0              | 326     | 8               | 1       | 1024                 |  |
| 45-64/M   | 48          | 14              | 3              | 1              | 2211    | 5               | 1       | 2283                 |  |
| 65+ /M  |             | 1               |                | 0              | 1789    | 3               | 0       | 1793                 |  |
| 00-04/F   |             | 527             |                | 3              |         | 24              | 1       | 555                  |  |
| 05-14/F   |             | 777             |                | 5              |         | 260             | 11      | 1053                 |  |
| 15-17/F   |             | 129             |                | 2              |         | 184             | 7       | 322                  |  |
| 18-24/F   | 236         | 473             | 0              | 6              | 0       | 267             | 17      | 999                  |  |
| 25-34/F   | 198         | 856             | 0              | 3              | 3       | 55              | 3       | 1118                 |  |
| 35-44/F   | 113         | 379             | 0              | 6              | 13      | 457             | 30      | 998                  |  |
| 45-64/F   | 8           | 69              | 0              | 3              | 31      | 2037            | 204     | 2352                 |  |
| 65+ /F  |             | 6               |                | 0              | 39      | 1183            | 446     | 1674                 |  |
| TOTAL   | 3452        | 4896            | 20             | 54             | 4433    | 5179            | 758     | 18792                |  |

| RAPS POPULATION PROJECTION REPORT                   |             |                 |                |                |         |                 |         | MAY 24, 1994         |  |
|---|-------------|-----------------|----------------|----------------|---------|-----------------|---------|----------------------|--|
| FY95 BASED UPON FY93 BASELINE                       |             |                 |                |                |         |                 |         | 16:20:54             |  |
| V 6.01 03/30/94 RETAINED HISTORICAL CATCHMENT AREAS |             |                 |                |                |         |                 |         | BRAC III.03 03/15/94 |  |
| 93rd MEDICAL GROUP-CASTLE                           |             |                 |                |                |         |                 |         |                      |  |
| POPULATION BY AGE/SEX                               |             |                 |                |                |         |                 |         |                      |  |
| AGE/SEX   | ACTIVE DUTY | DEPS OF ACT DTY | MED ELG NG/RES | DEPS OF NG/RES | RETIRED | DEPS OF RETIRED | SURVIVR | TOTAL                |  |
| 00-04/M   |             | 115             |                | 9              |         | 41              | 4       | 169                  |  |
| 05-14/M   |             | 113             |                | 20             |         | 355             | 19      | 507                  |  |
| 15-17/M   |             | 16              |                | 7              |         | 256             | 15      | 294                  |  |
| 18-24/M   | 3           | 7               | 14             | 6              | 4       | 358             | 18      | 410                  |  |
| 25-34/M   | 3           | 4               | 14             | 0              | 27      | 10              | 8       | 66                   |  |
| 35-44/M   | 2           | 3               | 10             | 0              | 424     | 9               | 3       | 451                  |  |
| 45-64/M   | 0           | 1               | 3              | 0              | 2732    | 6               | 0       | 2742                 |  |
| 65+ /M  |             | 0               |                | 0              | 1582    | 5               | 0       | 1587                 |  |
| 00-04/F   |             | 96              |                | 5              |         | 40              | 1       | 142                  |  |
| 5-14/F  |             | 126             |                | 34             |         | 350             | 25      | 535                  |  |
| 15-17/F   |             | 25              |                | 5              |         | 255             | 7       | 292                  |  |
| 18-24/F   | 0           | 164             | 0              | 9              | 2       | 356             | 28      | 559                  |  |
| 25-34/F   | 2           | 104             | 0              | 14             | 7       | 80              | 20      | 227                  |  |
| 35-44/F   | 0           | 54              | 1              | 15             | 21      | 552             | 22      | 665                  |  |
| 45-64/F   | 0           | 18              | 0              | 12             | 32      | 2529            | 315     | 2906                 |  |
| 65+ /F  |             | 1               |                | 0              | 39      | 1061            | 536     | 1637                 |  |
| TOTAL   | 10          | 847             | 42             | 136            | 4870    | 6263            | 1021    | 13189                |  |

RAPS POPULATION PROJECTION REPORT

MAY 24, 1994

FY95 BASED UPON FY93 BASELINE

16:20:54

V 6.01 03/30/94

RETAINED HISTORICAL CATCHMENT AREAS

BRAC III.03 03/15/94

DAVID GRANT USAF MED CTR

( SAN FRANCISCO SERVICE AREA )

POPULATION BY AGE/SEX

| AGE/SEX | ACTIVE DUTY | DEPS OF ACT DTY | MED ELG NG/RES | DEPS OF NG/RES | RETIRED | DEPS OF RETIRED | SURVIVR | TOTAL |
|---------|-------------|-----------------|----------------|----------------|---------|-----------------|---------|-------|
| 00-04/M |             | 1468            |                | 15             |         | 93              | 5       | 1581  |
| 05-14/M |             | 2362            |                | 42             |         | 930             | 32      | 3366  |
| 15-17/M |             | 403             |                | 13             |         | 647             | 38      | 1101  |
| 18-24/M | 1998        | 321             | 55             | 13             | 6       | 973             | 63      | 3429  |
| 25-34/M | 2857        | 192             | 72             | 5              | 46      | 30              | 18      | 3220  |
| 35-44/M | 1404        | 91              | 32             | 4              | 825     | 16              | 12      | 2384  |
| 45-64/M | 162         | 53              | 9              | 1              | 6035    | 17              | 1       | 6278  |
| 65+ /M  |             | 35              |                | 0              | 3984    | 26              | 3       | 4048  |
| 00-04/F |             | 1436            |                | 13             |         | 103             | 5       | 1557  |
| -14/F   |             | 2251            |                | 36             |         | 893             | 27      | 3207  |
| 15-17/F |             | 394             |                | 9              |         | 574             | 34      | 1011  |
| 18-24/F | 535         | 1307            | 24             | 15             | 2       | 968             | 56      | 2907  |
| 25-34/F | 553         | 2368            | 24             | 26             | 15      | 187             | 31      | 3204  |
| 35-44/F | 256         | 1349            | 11             | 42             | 46      | 1289            | 65      | 3058  |
| 45-64/F | 21          | 282             | 1              | 21             | 91      | 5701            | 689     | 6806  |
| 65+ /F  |             | 60              |                | 0              | 125     | 2829            | 1654    | 4668  |
| TOTAL   | 7786        | 14372           | 228            | 255            | 11175   | 15276           | 2733    | 51825 |

| RAPS POPULATION PROJECTION REPORT                   |             |                 |                |                | MAY 24, 1994         |                 |         |       |
|---|-------------|-----------------|----------------|----------------|----------------------|-----------------|---------|-------|
| FY95 BASED UPON FY93 BASELINE                       |             |                 |                |                | 16:20:54             |                 |         |       |
| V 6.01 03/30/94 RETAINED HISTORICAL CATCHMENT AREAS |             |                 |                |                | BRAC III.03 03/15/94 |                 |         |       |
| TOTAL HS REGION 10                                  |             |                 |                |                |                      |                 |         |       |
| USAF NONCATCHMENT BENEFICIARIES                     |             |                 |                |                |                      |                 |         |       |
| POPULATION BY AGE/SEX                               |             |                 |                |                |                      |                 |         |       |
| AGE/SEX   | ACTIVE DUTY | DEPS OF ACT DTY | MED ELG NG/RES | DEPS OF NG/RES | RETIRED              | DEPS OF RETIRED | SURVIVR | TOTAL |
| 00-04/M   |             | 18              |                | 6              |                      | 10              | 1       | 35    |
| 05-14/M   |             | 38              |                | 10             |                      | 93              | 5       | 146   |
| 15-17/M   |             | 7               |                | 2              |                      | 59              | 3       | 71    |
| 18-24/M   | 3           | 11              | 0              | 2              | 1                    | 84              | 2       | 103   |
| 25-34/M   | 31          | 2               | 0              | 1              | 11                   | 3               | 1       | 49    |
| 35-44/M   | 28          | 2               | 0              | 0              | 130                  | 4               | 0       | 164   |
| 45-64/M   | 6           | 2               | 0              | 0              | 1237                 | 1               | 0       | 1246  |
| 65+ /M  |             | 1               |                | 0              | 1236                 | 0               | 0       | 1237  |
| 00-04/F   |             | 26              |                | 2              |                      | 9               | 3       | 40    |
| 05-14/F   |             | 34              |                | 11             |                      | 85              | 5       | 135   |
| 15-17/F   |             | 6               |                | 3              |                      | 56              | 0       | 65    |
| 18-24/F   | 1           | 43              | 0              | 3              | 0                    | 79              | 5       | 131   |
| 25-34/F   | 7           | 35              | 1              | 8              | 4                    | 21              | 3       | 79    |
| 35-44/F   | 5           | 19              | 0              | 9              | 6                    | 139             | 5       | 183   |
| 45-64/F   | 0           | 6               | 0              | 2              | 7                    | 1065            | 121     | 1201  |
| 65+ /F  |             | 1               |                | 0              | 12                   | 706             | 247     | 966   |
| TOTAL   | 81          | 251             | 1              | 59             | 2644                 | 2414            | 401     | 5851  |

| RAPS POPULATION PROJECTION REPORT                   |             |                 |                |                      |         |                 |         | MAY 24, 1994 |  |
|---|-------------|-----------------|----------------|----------------------|---------|-----------------|---------|--------------|--|
| FY96 BASED UPON FY93 BASELINE                       |             |                 |                |                      |         |                 |         | 16:20:54     |  |
| V 6.01 03/30/94 RETAINED HISTORICAL CATCHMENT AREAS |             |                 |                | BRAC III.03 03/15/94 |         |                 |         |              |  |
| HAYS ACH-FT ORD                                     |             |                 |                |                      |         |                 |         |              |  |
| POPULATION BY AGE/SEX                               |             |                 |                |                      |         |                 |         |              |  |
| AGE/SEX   | ACTIVE DUTY | DEPS OF ACT DTY | MED ELG NG/RES | DEPS OF NG/RES       | RETIRED | DEPS OF RETIRED | SURVIVR | TOTAL        |  |
| 00-04/M   |             | 1150            |                | 26                   |         | 57              | 0       | 1233         |  |
| 05-14/M   |             | 1197            |                | 45                   |         | 402             | 35      | 1679         |  |
| 15-17/M   |             | 144             |                | 8                    |         | 246             | 10      | 408          |  |
| 18-24/M   | 964         | 129             | 10             | 3                    | 7       | 379             | 21      | 1513         |  |
| 25-34/M   | 1821        | 99              | 30             | 2                    | 34      | 6               | 13      | 2005         |  |
| 35-44/M   | 652         | 38              | 36             | 2                    | 333     | 11              | 12      | 1084         |  |
| 45-64/M   | 63          | 23              | 9              | 0                    | 2898    | 10              | 4       | 3007         |  |
| 65+ /M  |             | 4               |                | 0                    | 3694    | 13              | 5       | 3716         |  |
| 00-04/F   |             | 1097            |                | 26                   |         | 55              | 6       | 1184         |  |
| 5-14/F  |             | 1188            |                | 49                   |         | 377             | 25      | 1639         |  |
| 15-17/F   |             | 149             |                | 4                    |         | 239             | 20      | 412          |  |
| 18-24/F   | 341         | 696             | 0              | 12                   | 0       | 364             | 23      | 1436         |  |
| 25-34/F   | 272         | 1767            | 6              | 37                   | 8       | 95              | 19      | 2204         |  |
| 35-44/F   | 89          | 707             | 1              | 27                   | 18      | 592             | 47      | 1481         |  |
| 45-64/F   | 10          | 113             | 0              | 12                   | 55      | 2863            | 538     | 3591         |  |
| 65+ /F  |             | 15              |                | 0                    | 135     | 2508            | 1771    | 4429         |  |
| TOTAL   | 4212        | 8516            | 92             | 253                  | 7182    | 8217            | 2549    | 31021        |  |



| RAPS POPULATION PROJECTION REPORT                   |             |                 |                |                |         |                 |         | MAY 24, 1994         |  |
|---|-------------|-----------------|----------------|----------------|---------|-----------------|---------|----------------------|--|
| FY96 BASED UPON FY93 BASELINE                       |             |                 |                |                |         |                 |         | 16:20:54             |  |
| V 6.01 03/30/94 RETAINED HISTORICAL CATCHMENT AREAS |             |                 |                |                |         |                 |         | BRAC III.03 03/15/94 |  |
| LETTERMAN US ARMY HOSP                              |             |                 |                |                |         |                 |         |                      |  |
| ( SAN FRANCISCO SERVICE AREA )                      |             |                 |                |                |         |                 |         |                      |  |
| POPULATION BY AGE/SEX                               |             |                 |                |                |         |                 |         |                      |  |
| AGE/SEX   | ACTIVE DUTY | DEPS OF ACT DTY | MED ELG NG/RES | DEPS OF NG/RES | RETIRED | DEPS OF RETIRED | SURVIVR | TOTAL                |  |
| 00-04/M   |             | 370             |                | 28             |         | 53              | 4       | 455                  |  |
| 05-14/M   |             | 599             |                | 77             |         | 315             | 22      | 1013                 |  |
| 15-17/M   |             | 88              |                | 23             |         | 180             | 20      | 311                  |  |
| 18-24/M   | 286         | 62              | 48             | 12             | 12      | 279             | 24      | 723                  |  |
| 25-34/M   | 504         | 24              | 44             | 4              | 98      | 14              | 9       | 697                  |  |
| 35-44/M   | 261         | 15              | 43             | 9              | 344     | 20              | 7       | 699                  |  |
| 45-64/M   | 56          | 10              | 48             | 3              | 2789    | 14              | 6       | 2926                 |  |
| 65+ /M  |             | 2               |                | 0              | 5795    | 17              | 7       | 5821                 |  |
| 00-04/F   |             | 381             |                | 29             |         | 54              | 4       | 468                  |  |
| 05-14/F   |             | 562             |                | 90             |         | 361             | 19      | 1032                 |  |
| 15-17/F   |             | 75              |                | 20             |         | 171             | 17      | 283                  |  |
| 18-24/F   | 48          | 306             | 27             | 36             | 0       | 308             | 28      | 753                  |  |
| 25-34/F   | 65          | 700             | 21             | 50             | 14      | 98              | 16      | 964                  |  |
| 35-44/F   | 31          | 372             | 21             | 52             | 38      | 435             | 51      | 1000                 |  |
| 45-64/F   | 4           | 78              | 6              | 33             | 162     | 2522            | 485     | 3290                 |  |
| 65+ /F  |             | 11              |                | 2              | 361     | 3489            | 2854    | 6717                 |  |
| TOTAL   | 1255        | 3655            | 258            | 468            | 9613    | 8330            | 3573    | 27152                |  |

| RAPS POPULATION PROJECTION REPORT                   |             |                 |                |                |         |                 |         | MAY 24, 1994         |  |  |
|---|-------------|-----------------|----------------|----------------|---------|-----------------|---------|----------------------|--|--|
| FY96 BASED UPON FY93 BASELINE                       |             |                 |                |                |         |                 |         | 16:20:54             |  |  |
| V 6.01 03/30/94 RETAINED HISTORICAL CATCHMENT AREAS |             |                 |                |                |         |                 |         | BRAC III.03 03/15/94 |  |  |
| NH LEMOORE  |             |                 |                |                |         |                 |         |                      |  |  |
| POPULATION BY AGE/SEX                               |             |                 |                |                |         |                 |         |                      |  |  |
| AGE/SEX   | ACTIVE DUTY | DEPS OF ACT DTY | MED ELG NG/RES | DEPS OF NG/RES | RETIRED | DEPS OF RETIRED | SURVIVR | TOTAL                |  |  |
| 00-04/M   |             | 982             |                | 58             |         | 50              | 8       | 1098                 |  |  |
| 05-14/M   |             | 1345            |                | 105            |         | 347             | 29      | 1826                 |  |  |
| 15-17/M   |             | 194             |                | 27             |         | 230             | 20      | 471                  |  |  |
| 18-24/M   | 1580        | 130             | 131            | 21             | 12      | 317             | 17      | 2208                 |  |  |
| 25-34/M   | 1768        | 48              | 119            | 2              | 42      | 5               | 8       | 1992                 |  |  |
| 35-44/M   | 728         | 22              | 87             | 7              | 446     | 3               | 5       | 1298                 |  |  |
| 45-64/M   | 68          | 11              | 40             | 1              | 2099    | 6               | 0       | 2225                 |  |  |
| 65+ /M  |             | 5               |                | 0              | 1327    | 3               | 0       | 1335                 |  |  |
| 00-04/F   |             | 966             |                | 51             |         | 46              | 6       | 1069                 |  |  |
| 5-14/F  |             | 1283            |                | 111            |         | 347             | 27      | 1768                 |  |  |
| 15-17/F   |             | 221             |                | 26             |         | 234             | 15      | 496                  |  |  |
| 18-24/F   | 160         | 891             | 27             | 46             | 0       | 316             | 28      | 1468                 |  |  |
| 25-34/F   | 134         | 1395            | 15             | 80             | 3       | 76              | 17      | 1720                 |  |  |
| 35-44/F   | 50          | 725             | 12             | 76             | 30      | 519             | 32      | 1444                 |  |  |
| 45-64/F   | 4           | 122             | 2              | 25             | 51      | 1831            | 251     | 2286                 |  |  |
| 65+ /F  |             | 10              |                | 0              | 63      | 775             | 411     | 1259                 |  |  |
| TOTAL   | 4492        | 8350            | 433            | 636            | 4073    | 5105            | 874     | 23963                |  |  |

| RAPS POPULATION PROJECTION REPORT                   |             |                 |                |                |         |                 |         | MAY 24, 1994         |  |
|---|-------------|-----------------|----------------|----------------|---------|-----------------|---------|----------------------|--|
| FY96 BASED UPON FY93 BASELINE                       |             |                 |                |                |         |                 |         | 16:20:54             |  |
| V 6.01 03/30/94 RETAINED HISTORICAL CATCHMENT AREAS |             |                 |                |                |         |                 |         | BRAC III.03 03/15/94 |  |
| NH OAKLAND  |             |                 |                |                |         |                 |         |                      |  |
| ( SAN FRANCISCO SERVICE AREA )                      |             |                 |                |                |         |                 |         |                      |  |
| POPULATION BY AGE/SEX                               |             |                 |                |                |         |                 |         |                      |  |
| AGE/SEX   | ACTIVE DUTY | DEPS OF ACT DTY | MED ELG NG/RES | DEPS OF NG/RES | RETIRED | DEPS OF RETIRED | SURVIVR | TOTAL                |  |
| 00-04/M   |             | 452             |                | 175            |         | 162             | 19      | 808                  |  |
| 05-14/M   |             | 597             |                | 302            |         | 1136            | 62      | 2097                 |  |
| 15-17/M   |             | 86              |                | 68             |         | 699             | 35      | 888                  |  |
| 18-24/M   | 1211        | 68              | 345            | 46             | 25      | 1054            | 72      | 2821                 |  |
| 25-34/M   | 1433        | 55              | 402            | 22             | 144     | 36              | 44      | 2136                 |  |
| 35-44/M   | 904         | 20              | 354            | 15             | 1101    | 19              | 20      | 2433                 |  |
| 45-64/M   | 141         | 11              | 123            | 13             | 8622    | 24              | 7       | 8941                 |  |
| 65+ /M  |             | 3               |                | 2              | 9572    | 31              | 7       | 9615                 |  |
| 00-04/F   |             | 452             |                | 157            |         | 134             | 31      | 774                  |  |
| 5-14/F  |             | 581             |                | 280            |         | 1071            | 59      | 1991                 |  |
| 15-17/F   |             | 101             |                | 53             |         | 635             | 37      | 826                  |  |
| 18-24/F   | 164         | 495             | 63             | 128            | 2       | 1116            | 78      | 2046                 |  |
| 25-34/F   | 204         | 764             | 108            | 268            | 19      | 287             | 85      | 1735                 |  |
| 35-44/F   | 86          | 351             | 71             | 211            | 76      | 1496            | 87      | 2378                 |  |
| 45-64/F   | 8           | 77              | 21             | 54             | 287     | 7392            | 1132    | 8971                 |  |
| 65+ /F  |             | 18              |                | 3              | 355     | 5614            | 3725    | 9715                 |  |
| TOTAL   | 4151        | 4131            | 1487           | 1797           | 20203   | 20906           | 5500    | 58175                |  |

| RAPS POPULATION PROJECTION REPORT                   |             |                 |                |                |         |                 |         | MAY 24, 1994         |
|---|-------------|-----------------|----------------|----------------|---------|-----------------|---------|----------------------|
| FY96 BASED UPON FY93 BASELINE                       |             |                 |                |                |         |                 |         | 16:20:54             |
| V 6.01 03/30/94 RETAINED HISTORICAL CATCHMENT AREAS |             |                 |                |                |         |                 |         | BRAC III.03 03/15/94 |
| 652nd MED GRP-MCCLELLAN AFB                         |             |                 |                |                |         |                 |         |                      |
| ( SAN FRANCISCO SERVICE AREA )                      |             |                 |                |                |         |                 |         |                      |
| POPULATION BY AGE/SEX                               |             |                 |                |                |         |                 |         |                      |
| AGE/SEX   | ACTIVE DUTY | DEPS OF ACT DTY | MED ELG NG/RES | DEPS OF NG/RES | RETIRED | DEPS OF RETIRED | SURVIVR | TOTAL                |
| 00-04/M   |             | 825             |                | 28             |         | 124             | 9       | 986                  |
| 05-14/M   |             | 1291            |                | 94             |         | 1082            | 53      | 2520                 |
| 15-17/M   |             | 211             |                | 22             |         | 749             | 23      | 1005                 |
| 18-24/M   | 548         | 168             | 92             | 11             | 12      | 1236            | 71      | 2138                 |
| 25-34/M   | 1570        | 99              | 89             | 9              | 108     | 35              | 10      | 1920                 |
| 35-44/M   | 819         | 34              | 125            | 15             | 1173    | 17              | 11      | 2194                 |
| 45-64/M   | 110         | 25              | 118            | 3              | 10163   | 26              | 5       | 10450                |
| 65+ /M  |             | 13              |                | 1              | 7606    | 24              | 6       | 7650                 |
| 00-04/F   |             | 838             |                | 34             |         | 132             | 3       | 1007                 |
| 05-14/F   |             | 1278            |                | 84             |         | 1075            | 52      | 2489                 |
| 15-17/F   |             | 243             |                | 19             |         | 748             | 44      | 1054                 |
| 18-24/F   | 126         | 737             | 38             | 30             | 2       | 1372            | 69      | 2374                 |
| 25-34/F   | 217         | 1387            | 40             | 53             | 23      | 271             | 42      | 2033                 |
| 35-44/F   | 107         | 761             | 28             | 58             | 72      | 1788            | 112     | 2926                 |
| 45-64/F   | 10          | 164             | 16             | 35             | 160     | 9126            | 1116    | 10627                |
| 65+ /F  |             | 36              |                | 2              | 153     | 5099            | 2667    | 7957                 |
| TOTAL   | 3507        | 8110            | 546            | 498            | 19472   | 22904           | 4293    | 59330                |

| RAPS POPULATION PROJECTION REPORT                   |             |                 |                |                |         |                 |         | MAY 24, 1994         |
|---|-------------|-----------------|----------------|----------------|---------|-----------------|---------|----------------------|
| FY96 BASED UPON FY93 BASELINE                       |             |                 |                |                |         |                 |         | 16:20:54             |
| V 6.01 03/30/94 RETAINED HISTORICAL CATCHMENT AREAS |             |                 |                |                |         |                 |         | BRAC III.03 03/15/94 |
| 9th MEDICAL GROUP-BEALE                             |             |                 |                |                |         |                 |         |                      |
| ( SAN FRANCISCO SERVICE AREA )                      |             |                 |                |                |         |                 |         |                      |
| POPULATION BY AGE/SEX                               |             |                 |                |                |         |                 |         |                      |
| AGE/SEX   | ACTIVE DUTY | DEPS OF ACT DTY | MED ELG NG/RES | DEPS OF NG/RES | RETIRED | DEPS OF RETIRED | SURVIVR | TOTAL                |
| 00-04/M   |             | 596             |                | 3              |         | 31              | 1       | 631                  |
| 05-14/M   |             | 803             |                | 11             |         | 243             | 8       | 1065                 |
| 15-17/M   |             | 128             |                | 4              |         | 174             | 10      | 316                  |
| 18-24/M   | 878         | 93              | 9              | 5              | 4       | 238             | 16      | 1243                 |
| 25-34/M   | 1363        | 56              | 6              | 0              | 15      | 2               | 2       | 1444                 |
| 35-44/M   | 676         | 27              | 2              | 0              | 325     | 8               | 1       | 1039                 |
| 45-64/M   | 49          | 14              | 3              | 1              | 2174    | 5               | 1       | 2247                 |
| 65+ /M  |             | 1               |                | 0              | 1866    | 3               | 0       | 1870                 |
| 00-04/F   |             | 539             |                | 3              |         | 23              | 1       | 566                  |
| 5-14/F  |             | 793             |                | 5              |         | 257             | 11      | 1066                 |
| 15-17/F   |             | 132             |                | 2              |         | 183             | 7       | 324                  |
| 18-24/F   | 241         | 484             | 0              | 6              | 0       | 263             | 17      | 1011                 |
| 25-34/F   | 203         | 873             | 0              | 3              | 3       | 55              | 3       | 1140                 |
| 35-44/F   | 116         | 387             | 0              | 6              | 13      | 453             | 30      | 1005                 |
| 45-64/F   | 8           | 69              | 0              | 3              | 30      | 2026            | 201     | 2337                 |
| 65+ /F  |             | 6               |                | 0              | 41      | 1225            | 476     | 1748                 |
| TOTAL   | 3534        | 5001            | 20             | 52             | 4471    | 5189            | 785     | 19052                |

RAPS POPULATION PROJECTION REPORT MAY 24, 1994

FY96 BASED UPON FY93 BASELINE 16:20:54

V 6.01 03/30/94 RETAINED HISTORICAL CATCHMENT AREAS BRAC III.03 03/15/94

93rd MEDICAL GROUP-CASTLE

POPULATION BY AGE/SEX

| AGE/SEX | ACTIVE DUTY | DEPS OF ACT DTY | MED ELG NG/RES | DEPS OF NG/RES | RETIRED | DEPS OF RETIRED | SURVIVR | TOTAL |
|---------|-------------|-----------------|----------------|----------------|---------|-----------------|---------|-------|
| 00-04/M |             | 117             |                | 9              |         | 41              | 4       | 171   |
| 05-14/M |             | 117             |                | 20             |         | 351             | 19      | 507   |
| 15-17/M |             | 17              |                | 6              |         | 252             | 15      | 290   |
| 18-24/M | 3           | 7               | 14             | 6              | 4       | 353             | 18      | 405   |
| 25-34/M | 4           | 4               | 14             | 0              | 26      | 10              | 8       | 66    |
| 35-44/M | 2           | 3               | 10             | 0              | 422     | 9               | 3       | 449   |
| 45-64/M | 0           | 1               | 3              | 0              | 2686    | 6               | 0       | 2696  |
| 65+ /M  |             | 0               |                | 0              | 1650    | 5               | 0       | 1655  |
| 00-04/F |             | 95              |                | 5              |         | 40              | 1       | 141   |
| -14/F   |             | 128             |                | 34             |         | 347             | 25      | 534   |
| -17/F   |             | 27              |                | 5              |         | 253             | 7       | 292   |
| 18-24/F | 0           | 162             | 0              | 9              | 2       | 353             | 28      | 554   |
| 25-34/F | 2           | 107             | 0              | 13             | 7       | 80              | 20      | 229   |
| 35-44/F | 0           | 54              | 1              | 15             | 21      | 547             | 22      | 660   |
| 45-64/F | 0           | 19              | 0              | 12             | 30      | 2514            | 311     | 2886  |
| 65+ /F  |             | 1               |                | 0              | 42      | 1099            | 573     | 1715  |
| TOTAL   | 11          | 859             | 42             | 134            | 4890    | 6260            | 1054    | 13250 |

| RAPS POPULATION PROJECTION REPORT                   |             |                 |                |                |         |                 |         | MAY 24, 1994         |  |
|---|-------------|-----------------|----------------|----------------|---------|-----------------|---------|----------------------|--|
| FY96 BASED UPON FY93 BASELINE                       |             |                 |                |                |         |                 |         | 16:20:54             |  |
| V 6.01 03/30/94 RETAINED HISTORICAL CATCHMENT AREAS |             |                 |                |                |         |                 |         | BRAC III.03 03/15/94 |  |
| DAVID GRANT USAF MED CTR                            |             |                 |                |                |         |                 |         |                      |  |
| ( SAN FRANCISCO SERVICE AREA )                      |             |                 |                |                |         |                 |         |                      |  |
| POPULATION BY AGE/SEX                               |             |                 |                |                |         |                 |         |                      |  |
| AGE/SEX   | ACTIVE DUTY | DEPS OF ACT DTY | MED ELG NG/RES | DEPS OF NG/RES | RETIRED | DEPS OF RETIRED | SURVIVR | TOTAL                |  |
| 00-04/M   |             | 1502            |                | 14             |         | 92              | 5       | 1613                 |  |
| 05-14/M   |             | 2417            |                | 42             |         | 922             | 32      | 3413                 |  |
| 15-17/M   |             | 413             |                | 12             |         | 642             | 38      | 1105                 |  |
| 18-24/M   | 2054        | 328             | 54             | 13             | 6       | 963             | 63      | 3481                 |  |
| 25-34/M   | 2935        | 195             | 72             | 5              | 45      | 29              | 18      | 3299                 |  |
| 35-44/M   | 1439        | 93              | 32             | 4              | 823     | 15              | 12      | 2418                 |  |
| 45-64/M   | 166         | 54              | 9              | 1              | 5934    | 17              | 1       | 6182                 |  |
| 65+ /M  |             | 37              |                | 0              | 4155    | 27              | 3       | 4222                 |  |
| 00-04/F   |             | 1473            |                | 13             |         | 102             | 5       | 1593                 |  |
| 5-14/F  |             | 2305            |                | 35             |         | 884             | 27      | 3251                 |  |
| 15-17/F   |             | 403             |                | 9              |         | 569             | 34      | 1015                 |  |
| 18-24/F   | 548         | 1337            | 24             | 15             | 2       | 957             | 56      | 2939                 |  |
| 25-34/F   | 567         | 2427            | 23             | 26             | 15      | 185             | 31      | 3274                 |  |
| 35-44/F   | 261         | 1384            | 11             | 41             | 46      | 1278            | 65      | 3086                 |  |
| 45-64/F   | 21          | 290             | 1              | 20             | 91      | 5667            | 678     | 6768                 |  |
| 65+ /F  |             | 63              |                | 0              | 129     | 2934            | 1769    | 4895                 |  |
| TOTAL   | 7991        | 14721           | 226            | 250            | 11246   | 15283           | 2837    | 52554                |  |

| RAPS POPULATION PROJECTION REPORT                   |             |                 |                |                |         | MAY 24, 1994         |         |       |
|---|-------------|-----------------|----------------|----------------|---------|----------------------|---------|-------|
| FY96 BASED UPON FY93 BASELINE                       |             |                 |                |                |         | 16:20:54             |         |       |
| V 6.01 03/30/94 RETAINED HISTORICAL CATCHMENT AREAS |             |                 |                |                |         | BRAC III.03 03/15/94 |         |       |
| TOTAL HS REGION 10                                  |             |                 |                |                |         |                      |         |       |
| USAF NONCATCHMENT BENEFICIARIES                     |             |                 |                |                |         |                      |         |       |
| POPULATION BY AGE/SEX                               |             |                 |                |                |         |                      |         |       |
| AGE/SEX   | ACTIVE DUTY | DEPS OF ACT DTY | MED ELG NG/RES | DEPS OF NG/RES | RETIRED | DEPS OF RETIRED      | SURVIVR | TOTAL |
| 00-04/M   |             | 19              |                | 6              |         | 10                   | 1       | 36    |
| 05-14/M   |             | 38              |                | 10             |         | 92                   | 5       | 145   |
| 15-17/M   |             | 7               |                | 2              |         | 59                   | 3       | 71    |
| 18-24/M   | 3           | 11              | 0              | 2              | 1       | 83                   | 2       | 102   |
| 25-34/M   | 32          | 2               | 0              | 1              | 11      | 3                    | 1       | 50    |
| 35-44/M   | 29          | 2               | 0              | 0              | 130     | 4                    | 0       | 165   |
| 45-64/M   | 6           | 2               | 0              | 0              | 1216    | 1                    | 0       | 1225  |
| 65+ /M  |             | 1               |                | 0              | 1290    | 0                    | 0       | 1291  |
| 00-04/F   |             | 27              |                | 2              |         | 9                    | 3       | 41    |
| 05-14/F   |             | 35              |                | 11             |         | 84                   | 5       | 135   |
| 15-17/F   |             | 6               |                | 3              |         | 56                   | 0       | 65    |
| 18-24/F   | 1           | 44              | 0              | 3              | 0       | 78                   | 5       | 131   |
| 25-34/F   | 7           | 35              | 1              | 8              | 4       | 21                   | 3       | 79    |
| 35-44/F   | 5           | 20              | 0              | 9              | 6       | 138                  | 5       | 183   |
| 45-64/F   | 0           | 6               | 0              | 2              | 6       | 1059                 | 119     | 1192  |
| 65+ /F  |             | 1               |                | 0              | 13      | 732                  | 264     | 1010  |
| TOTAL   | 83          | 256             | 1              | 59             | 2677    | 2429                 | 416     | 5921  |



| RAPS POPULATION PROJECTION REPORT |             |                 |                |                                     |         |                 |         | MAY 24, 1994         |  |
|-----------------------------------|-------------|-----------------|----------------|-------------------------------------|---------|-----------------|---------|----------------------|--|
| FY97 BASED UPON FY93 BASELINE     |             |                 |                |                                     |         |                 |         | 16:20:54             |  |
| V 6.01 03/30/94                   |             |                 |                | RETAINED HISTORICAL CATCHMENT AREAS |         |                 |         | BRAC III.03 03/15/94 |  |
| HAYS ACH-FT ORD                   |             |                 |                |                                     |         |                 |         |                      |  |
| POPULATION BY AGE/SEX             |             |                 |                |                                     |         |                 |         |                      |  |
| AGE/SEX                           | ACTIVE DUTY | DEPS OF ACT DTY | MED ELG NG/RES | DEPS OF NG/RES                      | RETIRED | DEPS OF RETIRED | SURVIVR | TOTAL                |  |
| 00-04/M                           |             | 1086            |                | 26                                  |         | 57              | 0       | 1169                 |  |
| 05-14/M                           |             | 1134            |                | 45                                  |         | 398             | 35      | 1612                 |  |
| 15-17/M                           |             | 137             |                | 8                                   |         | 244             | 10      | 399                  |  |
| 18-24/M                           | 920         | 121             | 10             | 3                                   | 7       | 376             | 21      | 1458                 |  |
| 25-34/M                           | 1676        | 94              | 30             | 2                                   | 34      | 6               | 13      | 1855                 |  |
| 35-44/M                           | 601         | 35              | 36             | 2                                   | 332     | 11              | 12      | 1029                 |  |
| 45-64/M                           | 58          | 22              | 9              | 0                                   | 2870    | 10              | 4       | 2973                 |  |
| 65+ /M                            |             | 4               |                | 0                                   | 3819    | 13              | 5       | 3841                 |  |
| 00-04/F                           |             | 1035            |                | 26                                  |         | 55              | 6       | 1122                 |  |
| 05-14/F                           |             | 1128            |                | 49                                  |         | 374             | 25      | 1576                 |  |
| 15-17/F                           |             | 141             |                | 4                                   |         | 238             | 20      | 403                  |  |
| 18-24/F                           | 322         | 668             | 0              | 12                                  | 0       | 361             | 23      | 1386                 |  |
| 25-34/F                           | 249         | 1664            | 6              | 36                                  | 8       | 95              | 19      | 2077                 |  |
| 35-44/F                           | 83          | 667             | 1              | 27                                  | 18      | 586             | 47      | 1429                 |  |
| 45-64/F                           | 10          | 106             | 0              | 12                                  | 53      | 2858            | 530     | 3569                 |  |
| 65+ /F                            |             | 14              |                | 0                                   | 139     | 2582            | 1881    | 4616                 |  |
| TOTAL                             | 3919        | 8056            | 92             | 252                                 | 7280    | 8264            | 2651    | 30514                |  |

| RAPS POPULATION PROJECTION REPORT                   |             |                 |                |                |         |                 |         |       | MAY 24, 1994         |  |
|---|-------------|-----------------|----------------|----------------|---------|-----------------|---------|-------|----------------------|--|
| FY97 BASED UPON FY93 BASELINE                       |             |                 |                |                |         |                 |         |       | 16:20:54             |  |
| V 6.01 03/30/94 RETAINED HISTORICAL CATCHMENT AREAS |             |                 |                |                |         |                 |         |       | BRAC III.03 03/15/94 |  |
| LETTERMAN US ARMY HOSP                              |             |                 |                |                |         |                 |         |       |                      |  |
| ( SAN FRANCISCO SERVICE AREA )                      |             |                 |                |                |         |                 |         |       |                      |  |
| POPULATION BY AGE/SEX                               |             |                 |                |                |         |                 |         |       |                      |  |
| AGE/SEX   | ACTIVE DUTY | DEPS OF ACT DTY | MED ELG NG/RES | DEPS OF NG/RES | RETIRED | DEPS OF RETIRED | SURVIVR | TOTAL |                      |  |
| 00-04/M   |             | 357             |                | 28             |         | 52              | 4       | 441   |                      |  |
| 05-14/M   |             | 587             |                | 75             |         | 313             | 22      | 997   |                      |  |
| 15-17/M   |             | 87              |                | 22             |         | 177             | 20      | 306   |                      |  |
| 18-24/M   | 283         | 59              | 47             | 12             | 12      | 277             | 24      | 714   |                      |  |
| 25-34/M   | 499         | 23              | 43             | 4              | 97      | 14              | 9       | 689   |                      |  |
| 35-44/M   | 257         | 15              | 42             | 9              | 343     | 20              | 7       | 693   |                      |  |
| 45-64/M   | 55          | 9               | 47             | 3              | 2762    | 14              | 6       | 2896  |                      |  |
| 65+ /M  |             | 2               |                | 0              | 5990    | 17              | 8       | 6017  |                      |  |
| 00-04/F   |             | 368             |                | 29             |         | 54              | 4       | 455   |                      |  |
| 5-14/F  |             | 551             |                | 88             |         | 359             | 19      | 1017  |                      |  |
| 15-17/F   |             | 73              |                | 20             |         | 170             | 17      | 280   |                      |  |
| 18-24/F   | 48          | 293             | 27             | 35             | 0       | 307             | 28      | 738   |                      |  |
| 25-34/F   | 63          | 677             | 21             | 49             | 14      | 97              | 16      | 937   |                      |  |
| 35-44/F   | 31          | 362             | 20             | 51             | 38      | 432             | 51      | 985   |                      |  |
| 45-64/F   | 4           | 75              | 6              | 32             | 160     | 2518            | 481     | 3276  |                      |  |
| 65+ /F  |             | 11              |                | 2              | 375     | 3592            | 3029    | 7009  |                      |  |
| TOTAL   | 1240        | 3549            | 253            | 459            | 9791    | 8413            | 3745    | 27450 |                      |  |

| RAPS POPULATION PROJECTION REPORT                   |             |                 |                |                |         |                 |         | MAY 24, 1994         |  |
|---|-------------|-----------------|----------------|----------------|---------|-----------------|---------|----------------------|--|
| FY97 BASED UPON FY93 BASELINE                       |             |                 |                |                |         |                 |         | 16:20:54             |  |
| V 6.01 03/30/94 RETAINED HISTORICAL CATCHMENT AREAS |             |                 |                |                |         |                 |         | BRAC III.03 03/15/94 |  |
| NH LEMOORE  |             |                 |                |                |         |                 |         |                      |  |
| POPULATION BY AGE/SEX                               |             |                 |                |                |         |                 |         |                      |  |
| AGE/SEX   | ACTIVE DUTY | DEPS OF ACT DTY | MED ELG NG/RES | DEPS OF NG/RES | RETIRED | DEPS OF RETIRED | SURVIVR | TOTAL                |  |
| 00-04/M   |             | 1534            |                | 58             |         | 49              | 8       | 1649                 |  |
| 05-14/M   |             | 2144            |                | 105            |         | 346             | 29      | 2624                 |  |
| 15-17/M   |             | 300             |                | 27             |         | 228             | 20      | 575                  |  |
| 18-24/M   | 2883        | 204             | 129            | 21             | 12      | 315             | 17      | 3581                 |  |
| 25-34/M   | 3221        | 72              | 119            | 2              | 41      | 5               | 8       | 3468                 |  |
| 35-44/M   | 1317        | 34              | 86             | 7              | 444     | 3               | 5       | 1896                 |  |
| 45-64/M   | 124         | 16              | 40             | 1              | 2079    | 6               | 0       | 2266                 |  |
| 65+ /M  |             | 8               |                | 0              | 1372    | 3               | 0       | 1383                 |  |
| 00-04/F   |             | 1517            |                | 51             |         | 46              | 6       | 1620                 |  |
| 05-14/F   |             | 2031            |                | 111            |         | 344             | 27      | 2513                 |  |
| 5-17/F  |             | 353             |                | 26             |         | 233             | 15      | 627                  |  |
| 18-24/F   | 291         | 1363            | 27             | 46             | 0       | 313             | 28      | 2068                 |  |
| 25-34/F   | 248         | 2209            | 15             | 80             | 3       | 75              | 17      | 2647                 |  |
| 35-44/F   | 92          | 1161            | 12             | 76             | 30      | 517             | 32      | 1920                 |  |
| 45-64/F   | 7           | 192             | 2              | 25             | 49      | 1827            | 249     | 2351                 |  |
| 65+ /F  |             | 15              |                | 0              | 64      | 799             | 437     | 1315                 |  |
| TOTAL   | 8183        | 13153           | 430            | 636            | 4094    | 5109            | 898     | 32503                |  |

| RAPS POPULATION PROJECTION REPORT                   |             |                 |                |                      |         |                 |         | MAY 24, 1994 |  |
|---|-------------|-----------------|----------------|----------------------|---------|-----------------|---------|--------------|--|
| FY97 BASED UPON FY93 BASELINE                       |             |                 |                |                      |         |                 |         | 16:20:54     |  |
| V 6.01 03/30/94 RETAINED HISTORICAL CATCHMENT AREAS |             |                 |                | BRAC III.03 03/15/94 |         |                 |         |              |  |
| NH OAKLAND  |             |                 |                |                      |         |                 |         |              |  |
| ( SAN FRANCISCO SERVICE AREA )                      |             |                 |                |                      |         |                 |         |              |  |
| POPULATION BY AGE/SEX                               |             |                 |                |                      |         |                 |         |              |  |
| AGE/SEX   | ACTIVE DUTY | DEPS OF ACT DTY | MED ELG NG/RES | DEPS OF NG/RES       | RETIRED | DEPS OF RETIRED | SURVIVR | TOTAL        |  |
| 00-04/M   |             | 440             |                | 175                  |         | 160             | 19      | 794          |  |
| 05-14/M   |             | 581             |                | 301                  |         | 1128            | 62      | 2072         |  |
| 15-17/M   |             | 85              |                | 68                   |         | 694             | 35      | 882          |  |
| 18-24/M   | 1118        | 66              | 344            | 46                   | 27      | 1047            | 72      | 2720         |  |
| 25-34/M   | 1344        | 54              | 401            | 22                   | 141     | 35              | 44      | 2041         |  |
| 35-44/M   | 861         | 18              | 352            | 15                   | 1097    | 19              | 20      | 2382         |  |
| 45-64/M   | 137         | 11              | 122            | 13                   | 8538    | 24              | 7       | 8852         |  |
| 65+ /M  |             | 3               |                | 2                    | 9894    | 31              | 8       | 9938         |  |
| 00-04/F   |             | 441             |                | 157                  |         | 133             | 31      | 762          |  |
| 5-14/F  |             | 565             |                | 280                  |         | 1065            | 59      | 1969         |  |
| 17/F  |             | 98              |                | 54                   |         | 631             | 37      | 820          |  |
| 18-24/F   | 152         | 482             | 62             | 128                  | 2       | 1109            | 78      | 2013         |  |
| 25-34/F   | 192         | 744             | 108            | 267                  | 18      | 284             | 85      | 1698         |  |
| 35-44/F   | 80          | 342             | 71             | 211                  | 76      | 1487            | 87      | 2354         |  |
| 45-64/F   | 8           | 73              | 21             | 54                   | 285     | 7379            | 1122    | 8942         |  |
| 65+ /F  |             | 18              |                | 3                    | 368     | 5780            | 3957    | 10126        |  |
| TOTAL   | 3892        | 4021            | 1481           | 1796                 | 20446   | 21006           | 5723    | 58365        |  |

| RAPS POPULATION PROJECTION REPORT  |             |                 |                |                |              |                 |         |       |
|--|-------------|-----------------|----------------|----------------|--------------|-----------------|---------|-------|
| FY97 BASED UPON FY93 BASELINE  |             |                 |                |                | MAY 24, 1994 |                 |         |       |
| V 6.01 03/30/94 RETAINED HISTORICAL CATCHMENT AREAS BRAC III.03 03/15/94 |             |                 |                |                |              |                 |         |       |
| 652nd MED GRP-MCCLELLAN AFB  |             |                 |                |                |              |                 |         |       |
| ( SAN FRANCISCO SERVICE AREA )   |             |                 |                |                |              |                 |         |       |
| POPULATION BY AGE/SEX  |             |                 |                |                |              |                 |         |       |
| AGE/SEX  | ACTIVE DUTY | DEPS OF ACT DTY | MED ELG NG/RES | DEPS OF NG/RES | RETIRED      | DEPS OF RETIRED | SURVIVR | TOTAL |
| 00-04/M  |             | 784             |                | 28             |              | 123             | 9       | 944   |
| 05-14/M  |             | 1227            |                | 93             |              | 1073            | 53      | 2446  |
| 15-17/M  |             | 202             |                | 21             |              | 743             | 23      | 989   |
| 18-24/M  | 526         | 160             | 90             | 11             | 12           | 1227            | 71      | 2097  |
| 25-34/M  | 1497        | 95              | 88             | 9              | 107          | 35              | 10      | 1841  |
| 35-44/M  | 781         | 32              | 123            | 14             | 1168         | 17              | 11      | 2146  |
| 45-64/M  | 106         | 24              | 116            | 3              | 10062        | 26              | 5       | 10342 |
| 65+ /M   |             | 12              |                | 1              | 7860         | 26              | 8       | 7907  |
| 00-04/F  |             | 796             |                | 34             |              | 131             | 3       | 964   |
| 05-14/F  |             | 1217            |                | 83             |              | 1068            | 52      | 2420  |
| 15-17/F  |             | 232             |                | 19             |              | 742             | 44      | 1037  |
| 18-24/F  | 122         | 697             | 37             | 30             | 2            | 1363            | 69      | 2320  |
| 25-34/F  | 207         | 1322            | 39             | 53             | 22           | 270             | 42      | 1955  |
| 35-44/F  | 103         | 727             | 27             | 57             | 72           | 1777            | 112     | 2875  |
| 45-64/F  | 10          | 155             | 16             | 34             | 160          | 9111            | 1107    | 10593 |
| 65+ /F   |             | 35              |                | 2              | 159          | 5249            | 2832    | 8277  |
| TOTAL  | 3352        | 7717            | 536            | 492            | 19624        | 22981           | 4451    | 59153 |

| RAPS POPULATION PROJECTION REPORT                   |             |                 |                |                |         |                 |         | MAY 24, 1994         |
|---|-------------|-----------------|----------------|----------------|---------|-----------------|---------|----------------------|
| FY97 BASED UPON FY93 BASELINE                       |             |                 |                |                |         |                 |         | 16:20:54             |
| V 6.01 03/30/94 RETAINED HISTORICAL CATCHMENT AREAS |             |                 |                |                |         |                 |         | BRAC III.03 03/15/94 |
| 9th MEDICAL GROUP-BEALE                             |             |                 |                |                |         |                 |         |                      |
| ( SAN FRANCISCO SERVICE AREA )                      |             |                 |                |                |         |                 |         |                      |
| POPULATION BY AGE/SEX                               |             |                 |                |                |         |                 |         |                      |
| AGE/SEX   | ACTIVE DUTY | DEPS OF ACT DTY | MED ELG NG/RES | DEPS OF NG/RES | RETIRED | DEPS OF RETIRED | SURVIVR | TOTAL                |
| 00-04/M   |             | 650             |                | 3              |         | 31              | 1       | 685                  |
| 05-14/M   |             | 882             |                | 10             |         | 242             | 8       | 1142                 |
| 15-17/M   |             | 141             |                | 4              |         | 173             | 10      | 328                  |
| 18-24/M   | 951         | 101             | 9              | 5              | 4       | 234             | 16      | 1320                 |
| 25-34/M   | 1475        | 61              | 6              | 0              | 15      | 2               | 2       | 1561                 |
| 35-44/M   | 733         | 28              | 2              | 0              | 324     | 8               | 1       | 1096                 |
| 45-64/M   | 54          | 15              | 3              | 1              | 2154    | 5               | 1       | 2233                 |
| 65+ /M  |             | 1               |                | 0              | 1928    | 3               | 0       | 1932                 |
| 00-04/F   |             | 588             |                | 3              |         | 23              | 1       | 615                  |
| 5-14/F  |             | 870             |                | 5              |         | 256             | 11      | 1142                 |
| 5-17/F  |             | 145             |                | 2              |         | 182             | 7       | 336                  |
| 18-24/F   | 261         | 524             | 0              | 6              | 0       | 261             | 17      | 1069                 |
| 25-34/F   | 220         | 959             | 0              | 3              | 3       | 55              | 3       | 1243                 |
| 35-44/F   | 126         | 426             | 0              | 6              | 13      | 450             | 30      | 1051                 |
| 45-64/F   | 8           | 76              | 0              | 3              | 30      | 2022            | 199     | 2338                 |
| 65+ /F  |             | 7               |                | 0              | 41      | 1262            | 505     | 1815                 |
| TOTAL   | 3828        | 5474            | 20             | 51             | 4512    | 5209            | 812     | 19906                |

| RAPS POPULATION PROJECTION REPORT                   |             |                 |                |                |         |                 |         | MAY 24, 1994         |  |
|---|-------------|-----------------|----------------|----------------|---------|-----------------|---------|----------------------|--|
| FY97 BASED UPON FY93 BASELINE                       |             |                 |                |                |         |                 |         | 16:20:54             |  |
| V 6.01 03/30/94 RETAINED HISTORICAL CATCHMENT AREAS |             |                 |                |                |         |                 |         | BRAC III.03 03/15/94 |  |
| 93rd MEDICAL GROUP-CASTLE                           |             |                 |                |                |         |                 |         |                      |  |
| POPULATION BY AGE/SEX                               |             |                 |                |                |         |                 |         |                      |  |
| AGE/SEX   | ACTIVE DUTY | DEPS OF ACT DTY | MED ELG NG/RES | DEPS OF NG/RES | RETIRED | DEPS OF RETIRED | SURVIVR | TOTAL                |  |
| 00-04/M   |             | 110             |                | 9              |         | 41              | 4       | 164                  |  |
| 05-14/M   |             | 107             |                | 20             |         | 350             | 19      | 496                  |  |
| 15-17/M   |             | 15              |                | 6              |         | 251             | 15      | 287                  |  |
| 18-24/M   | 3           | 7               | 14             | 6              | 4       | 351             | 18      | 403                  |  |
| 25-34/M   | 3           | 4               | 14             | 0              | 26      | 10              | 8       | 65                   |  |
| 35-44/M   | 2           | 3               | 10             | 0              | 421     | 9               | 3       | 448                  |  |
| 45-64/M   | 0           | 1               | 3              | 0              | 2660    | 6               | 0       | 2670                 |  |
| 65+ /M  |             | 0               |                | 0              | 1705    | 6               | 0       | 1711                 |  |
| 00-04/F   |             | 91              |                | 5              |         | 40              | 1       | 137                  |  |
| 05-14/F   |             | 120             |                | 33             |         | 344             | 25      | 522                  |  |
| 15-17/F   |             | 24              |                | 5              |         | 252             | 7       | 288                  |  |
| 18-24/F   | 0           | 156             | 0              | 9              | 2       | 350             | 28      | 545                  |  |
| 25-34/F   | 2           | 101             | 0              | 13             | 6       | 79              | 20      | 221                  |  |
| 35-44/F   | 0           | 50              | 1              | 15             | 21      | 544             | 22      | 653                  |  |
| 45-64/F   | 0           | 17              | 0              | 12             | 30      | 2510            | 307     | 2876                 |  |
| 65+ /F  |             | 1               |                | 0              | 44      | 1130            | 608     | 1783                 |  |
| TOTAL   | 10          | 807             | 42             | 133            | 4919    | 6273            | 1085    | 13269                |  |

## RAPS POPULATION PROJECTION REPORT

MAY 24, 1994

FY97 BASED UPON FY93 BASELINE

16:20:54

V 6.01 03/30/94 RETAINED HISTORICAL CATCHMENT AREAS BRAC III.03 03/15/94

DAVID GRANT USAF MED CTR  
( SAN FRANCISCO SERVICE AREA )

## POPULATION BY AGE/SEX

| AGE/SEX | ACTIVE<br>DUTY | DEPS OF<br>ACT DTY | MED ELG<br>NG/RES | DEPS OF<br>NG/RES | RETIRED | DEPS OF<br>RETIRED | SURVIVR | TOTAL |
|---------|----------------|--------------------|-------------------|-------------------|---------|--------------------|---------|-------|
| 00-04/M |                | 1601               |                   | 14                |         | 91                 | 5       | 1711  |
| 05-14/M |                | 2553               |                   | 41                |         | 916                | 32      | 3542  |
| 15-17/M |                | 433                |                   | 12                |         | 636                | 38      | 1119  |
| 18-24/M | 2207           | 352                | 54                | 13                | 6       | 957                | 63      | 3652  |
| 25-34/M | 3165           | 211                | 71                | 5                 | 44      | 28                 | 18      | 3542  |
| 35-44/M | 1568           | 101                | 32                | 4                 | 819     | 15                 | 12      | 2551  |
| 45-64/M | 182            | 57                 | 9                 | 1                 | 5875    | 17                 | 1       | 6142  |
| 65+ /M  |                | 37                 |                   | 0                 | 4293    | 28                 | 3       | 4361  |
| 00-04/F |                | 1565               |                   | 13                |         | 101                | 5       | 1684  |
| 5-14/F  |                | 2435               |                   | 34                |         | 879                | 27      | 3375  |
| 5-17/F  |                | 428                |                   | 9                 |         | 564                | 34      | 1035  |
| 18-24/F | 601            | 1414               | 24                | 15                | 2       | 949                | 56      | 3061  |
| 25-34/F | 621            | 2572               | 23                | 26                | 14      | 183                | 31      | 3470  |
| 35-44/F | 286            | 1442               | 11                | 40                | 46      | 1268               | 65      | 3158  |
| 45-64/F | 23             | 303                | 1                 | 20                | 88      | 5658               | 671     | 6764  |
| 65+ /F  |                | 64                 |                   | 0                 | 134     | 3021               | 1877    | 5096  |
| TOTAL   | 8653           | 15568              | 225               | 247               | 11321   | 15311              | 2938    | 54263 |



| RAPS POPULATION PROJECTION REPORT                   |             |                 |                |                |         |                 |         | MAY 24, 1994         |  |
|---|-------------|-----------------|----------------|----------------|---------|-----------------|---------|----------------------|--|
| FY97 BASED UPON FY93 BASELINE                       |             |                 |                |                |         |                 |         | 16:20:54             |  |
| V 6.01 03/30/94 RETAINED HISTORICAL CATCHMENT AREAS |             |                 |                |                |         |                 |         | BRAC III.03 03/15/94 |  |
| TOTAL HS REGION 10                                  |             |                 |                |                |         |                 |         |                      |  |
| USAF NONCATCHMENT BENEFICIARIES                     |             |                 |                |                |         |                 |         |                      |  |
| POPULATION BY AGE/SEX                               |             |                 |                |                |         |                 |         |                      |  |
| AGE/SEX   | ACTIVE DUTY | DEPS OF ACT DTY | MED ELG NG/RES | DEPS OF NG/RES | RETIRED | DEPS OF RETIRED | SURVIVR | TOTAL                |  |
| 00-04/M   |             | 18              |                | 6              |         | 10              | 1       | 35                   |  |
| 05-14/M   |             | 37              |                | 10             |         | 91              | 5       | 143                  |  |
| 15-17/M   |             | 7               |                | 2              |         | 58              | 3       | 70                   |  |
| 18-24/M   | 3           | 10              | 0              | 2              | 1       | 82              | 2       | 100                  |  |
| 25-34/M   | 31          | 2               | 0              | 1              | 10      | 3               | 1       | 48                   |  |
| 35-44/M   | 27          | 2               | 0              | 0              | 129     | 4               | 0       | 162                  |  |
| 45-64/M   | 6           | 2               | 0              | 0              | 1204    | 1               | 0       | 1213                 |  |
| 65+ /M  |             | 1               |                | 0              | 1333    | 0               | 0       | 1334                 |  |
| 00-04/F   |             | 25              |                | 2              |         | 9               | 3       | 39                   |  |
| 5-14/F  |             | 33              |                | 11             |         | 84              | 5       | 133                  |  |
| 15-17/F   |             | 6               |                | 3              |         | 55              | 0       | 64                   |  |
| 18-24/F   | 1           | 43              | 0              | 3              | 0       | 78              | 5       | 130                  |  |
| 25-34/F   | 7           | 34              | 1              | 8              | 3       | 21              | 3       | 77                   |  |
| 35-44/F   | 5           | 19              | 0              | 9              | 6       | 137             | 5       | 181                  |  |
| 45-64/F   | 0           | 6               | 0              | 2              | 6       | 1057            | 118     | 1189                 |  |
| 65+ /F  |             | 1               |                | 0              | 13      | 754             | 280     | 1048                 |  |
| TOTAL   | 80          | 246             | 1              | 59             | 2705    | 2444            | 431     | 5966                 |  |

| RAPS POPULATION PROJECTION REPORT                   |             |                 |                |                |         |                 | MAY 24, 1994         |       |
|---|-------------|-----------------|----------------|----------------|---------|-----------------|----------------------|-------|
| FY98 BASED UPON FY93 BASELINE                       |             |                 |                |                |         |                 | 16:20:54             |       |
| V 6.01 03/30/94 RETAINED HISTORICAL CATCHMENT AREAS |             |                 |                |                |         |                 | BRAC III.03 03/15/94 |       |
| HAYS ACH-FT ORD                                     |             |                 |                |                |         |                 |                      |       |
| POPULATION BY AGE/SEX                               |             |                 |                |                |         |                 |                      |       |
| AGE/SEX   | ACTIVE DUTY | DEPS OF ACT DTY | MED ELG NG/RES | DEPS OF NG/RES | RETIRED | DEPS OF RETIRED | SURVIVR              | TOTAL |
| 00-04/M   |             | 1089            |                | 26             |         | 57              | 0                    | 1172  |
| 05-14/M   |             | 1138            |                | 45             |         | 397             | 35                   | 1615  |
| 15-17/M   |             | 137             |                | 8              |         | 244             | 10                   | 399   |
| 18-24/M   | 923         | 121             | 10             | 3              | 7       | 375             | 21                   | 1460  |
| 25-34/M   | 1683        | 94              | 30             | 2              | 34      | 6               | 13                   | 1862  |
| 35-44/M   | 603         | 36              | 36             | 2              | 332     | 11              | 12                   | 1032  |
| 45-64/M   | 58          | 22              | 9              | 0              | 2855    | 10              | 4                    | 2958  |
| 65+ /M  |             | 4               |                | 0              | 3920    | 13              | 5                    | 3942  |
| 00-04/F   |             | 1039            |                | 26             |         | 55              | 6                    | 1126  |
| 05-14/F   |             | 1131            |                | 49             |         | 373             | 25                   | 1578  |
| 15-17/F   |             | 141             |                | 4              |         | 238             | 20                   | 403   |
| 18-24/F   | 322         | 669             | 0              | 12             | 0       | 360             | 23                   | 1386  |
| 25-34/F   | 250         | 1669            | 6              | 36             | 8       | 95              | 19                   | 2083  |
| 35-44/F   | 83          | 669             | 1              | 27             | 18      | 585             | 47                   | 1430  |
| 45-64/F   | 10          | 107             | 0              | 12             | 52      | 2861            | 528                  | 3570  |
| 65+ /F  |             | 14              |                | 0              | 144     | 2643            | 1985                 | 4786  |
| TOTAL   | 3932        | 8080            | 92             | 252            | 7370    | 8323            | 2753                 | 30802 |

| RAPS POPULATION PROJECTION REPORT                   |             |                 |                |                |         |                 |         | MAY 24, 1994         |  |
|---|-------------|-----------------|----------------|----------------|---------|-----------------|---------|----------------------|--|
| FY98 BASED UPON FY93 BASELINE                       |             |                 |                |                |         |                 |         | 16:20:54             |  |
| V 6.01 03/30/94 RETAINED HISTORICAL CATCHMENT AREAS |             |                 |                |                |         |                 |         | BRAC III.03 03/15/94 |  |
| LETTERMAN US ARMY HOSP                              |             |                 |                |                |         |                 |         |                      |  |
| ( SAN FRANCISCO SERVICE AREA )                      |             |                 |                |                |         |                 |         |                      |  |
| POPULATION BY AGE/SEX                               |             |                 |                |                |         |                 |         |                      |  |
| AGE/SEX   | ACTIVE DUTY | DEPS OF ACT DTY | MED ELG NG/RES | DEPS OF NG/RES | RETIRED | DEPS OF RETIRED | SURVIVR | TOTAL                |  |
| 00-04/M   |             | 358             |                | 28             |         | 52              | 4       | 442                  |  |
| 05-14/M   |             | 587             |                | 75             |         | 313             | 22      | 997                  |  |
| 15-17/M   |             | 87              |                | 22             |         | 176             | 20      | 305                  |  |
| 18-24/M   | 284         | 60              | 47             | 12             | 12      | 276             | 24      | 715                  |  |
| 25-34/M   | 499         | 23              | 43             | 4              | 97      | 14              | 9       | 689                  |  |
| 35-44/M   | 257         | 15              | 42             | 9              | 343     | 20              | 7       | 693                  |  |
| 45-64/M   | 55          | 9               | 47             | 3              | 2746    | 14              | 6       | 2880                 |  |
| 65+ /M  |             | 2               |                | 0              | 6152    | 17              | 8       | 6179                 |  |
| 00-04/F   |             | 369             |                | 29             |         | 54              | 4       | 456                  |  |
| 05-14/F   |             | 551             |                | 88             |         | 358             | 19      | 1016                 |  |
| 15-17/F   |             | 73              |                | 20             |         | 169             | 17      | 279                  |  |
| 18-24/F   | 48          | 294             | 27             | 35             | 0       | 307             | 28      | 739                  |  |
| 25-34/F   | 63          | 677             | 21             | 49             | 14      | 97              | 16      | 937                  |  |
| 35-44/F   | 31          | 363             | 20             | 51             | 38      | 431             | 51      | 985                  |  |
| 45-64/F   | 4           | 76              | 6              | 32             | 159     | 2520            | 480     | 3277                 |  |
| 65+ /F  |             | 11              |                | 2              | 384     | 3677            | 3198    | 7272                 |  |
| TOTAL   | 1241        | 3555            | 253            | 459            | 9945    | 8495            | 3913    | 27861                |  |

| RAPS POPULATION PROJECTION REPORT                   |             |                 |                |                |         |                 |         | MAY 24, 1994         |  |
|---|-------------|-----------------|----------------|----------------|---------|-----------------|---------|----------------------|--|
| FY98 BASED UPON FY93 BASELINE                       |             |                 |                |                |         |                 |         | 16:20:54             |  |
| V 6.01 03/30/94 RETAINED HISTORICAL CATCHMENT AREAS |             |                 |                |                |         |                 |         | BRAC III.03 03/15/94 |  |
| NH LEMOORE  |             |                 |                |                |         |                 |         |                      |  |
| POPULATION BY AGE/SEX                               |             |                 |                |                |         |                 |         |                      |  |
| AGE/SEX   | ACTIVE DUTY | DEPS OF ACT DTY | MED ELG NG/RES | DEPS OF NG/RES | RETIRED | DEPS OF RETIRED | SURVIVR | TOTAL                |  |
| 00-04/M   |             | 1543            |                | 58             |         | 49              | 8       | 1658                 |  |
| 05-14/M   |             | 2157            |                | 105            |         | 345             | 29      | 2636                 |  |
| 15-17/M   |             | 302             |                | 27             |         | 228             | 20      | 577                  |  |
| 18-24/M   | 2901        | 205             | 129            | 21             | 12      | 313             | 17      | 3598                 |  |
| 25-34/M   | 3240        | 73              | 119            | 2              | 41      | 5               | 8       | 3488                 |  |
| 35-44/M   | 1325        | 34              | 86             | 7              | 445     | 3               | 5       | 1905                 |  |
| 45-64/M   | 124         | 16              | 40             | 1              | 2067    | 6               | 0       | 2254                 |  |
| 65+ /M  |             | 7               |                | 0              | 1409    | 3               | 0       | 1419                 |  |
| 00-04/F   |             | 1526            |                | 51             |         | 46              | 6       | 1629                 |  |
| 05-14/F   |             | 2042            |                | 111            |         | 344             | 27      | 2524                 |  |
| 15-17/F   |             | 354             |                | 26             |         | 232             | 15      | 627                  |  |
| 18-24/F   | 293         | 1371            | 27             | 46             | 0       | 312             | 28      | 2077                 |  |
| 25-34/F   | 249         | 2222            | 15             | 80             | 3       | 75              | 17      | 2661                 |  |
| 35-44/F   | 93          | 1168            | 12             | 76             | 30      | 516             | 32      | 1927                 |  |
| 45-64/F   | 7           | 193             | 2              | 25             | 49      | 1829            | 248     | 2353                 |  |
| 65+ /F  |             | 15              |                | 0              | 67      | 818             | 461     | 1361                 |  |
| TOTAL   | 8232        | 13228           | 430            | 636            | 4123    | 5124            | 921     | 32694                |  |

## RAPS POPULATION PROJECTION REPORT

MAY 24, 1994

FY98 BASED UPON FY93 BASELINE

16:20:54

V 6.01 03/30/94 RETAINED HISTORICAL CATCHMENT AREAS BRAC III.03 03/15/94

## NH OAKLAND

( SAN FRANCISCO SERVICE AREA )

## POPULATION BY AGE/SEX

| AGE/SEX | ACTIVE<br>DUTY | DEPS OF<br>ACT DTY | MED ELG<br>NG/RES | DEPS OF<br>NG/RES | RETIRED | DEPS OF<br>RETIRED | SURVIVR | TOTAL |
|---------|----------------|--------------------|-------------------|-------------------|---------|--------------------|---------|-------|
| 00-04/M |                | 440                |                   | 175               |         | 160                | 19      | 794   |
| 05-14/M |                | 582                |                   | 301               |         | 1126               | 62      | 2071  |
| 15-17/M |                | 85                 |                   | 68                |         | 693                | 35      | 881   |
| 18-24/M | 1122           | 65                 | 344               | 46                | 28      | 1045               | 72      | 2722  |
| 25-34/M | 1348           | 54                 | 401               | 22                | 141     | 35                 | 44      | 2045  |
| 35-44/M | 862            | 18                 | 352               | 15                | 1097    | 19                 | 20      | 2383  |
| 45-64/M | 137            | 11                 | 122               | 13                | 8491    | 24                 | 7       | 8805  |
| 65+ /M  |                | 3                  |                   | 2                 | 10159   | 32                 | 8       | 10204 |
| 00-04/F |                | 441                |                   | 157               |         | 133                | 31      | 762   |
| 5-14/F  |                | 565                |                   | 280               |         | 1064               | 59      | 1968  |
| 15-17/F |                | 98                 |                   | 54                |         | 630                | 37      | 819   |
| 18-24/F | 153            | 483                | 62                | 128               | 2       | 1107               | 78      | 2013  |
| 25-34/F | 192            | 745                | 108               | 267               | 18      | 284                | 85      | 1699  |
| 35-44/F | 81             | 342                | 71                | 211               | 76      | 1484               | 87      | 2352  |
| 45-64/F | 8              | 73                 | 21                | 54                | 283     | 7388               | 1118    | 8945  |
| 65+ /F  |                | 18                 |                   | 3                 | 377     | 5918               | 4175    | 10491 |
| TOTAL   | 3903           | 4023               | 1481              | 1796              | 20672   | 21142              | 5937    | 58954 |

RAPS POPULATION PROJECTION REPORT

MAY 24, 1994

FY98 BASED UPON FY93 BASELINE

16:20:54

V 6.01 03/30/94

RETAINED HISTORICAL CATCHMENT AREAS

BRAC III.03 03/15/94

652nd MED GRP-MCCLELLAN AFB

( SAN FRANCISCO SERVICE AREA )

POPULATION BY AGE/SEX

| AGE/SEX | ACTIVE DUTY | DEPS OF ACT DTY | MED ELG NG/RES | DEPS OF NG/RES | RETIRED | DEPS OF RETIRED | SURVIVR | TOTAL |
|---------|-------------|-----------------|----------------|----------------|---------|-----------------|---------|-------|
| 00-04/M |             | 784             |                | 28             |         | 123             | 9       | 944   |
| 05-14/M |             | 1229            |                | 93             |         | 1072            | 53      | 2447  |
| 15-17/M |             | 202             |                | 21             |         | 742             | 23      | 988   |
| 18-24/M | 526         | 161             | 90             | 11             | 12      | 1222            | 71      | 2093  |
| 25-34/M | 1499        | 95              | 88             | 9              | 107     | 35              | 10      | 1843  |
| 35-44/M | 781         | 33              | 123            | 14             | 1170    | 17              | 11      | 2149  |
| 45-64/M | 106         | 24              | 116            | 3              | 10008   | 26              | 5       | 10288 |
| 65+ /M  |             | 12              |                | 1              | 8073    | 26              | 8       | 8120  |
| 00-04/F |             | 796             |                | 34             |         | 131             | 3       | 964   |
| 05-14/F |             | 1219            |                | 83             |         | 1066            | 52      | 2420  |
| 15-17/F |             | 232             |                | 19             |         | 741             | 44      | 1036  |
| 18-24/F | 122         | 698             | 37             | 30             | 2       | 1359            | 69      | 2317  |
| 25-34/F | 207         | 1323            | 39             | 53             | 22      | 270             | 42      | 1956  |
| 35-44/F | 103         | 727             | 27             | 57             | 72      | 1774            | 112     | 2872  |
| 45-64/F | 10          | 155             | 16             | 34             | 160     | 9119            | 1102    | 10596 |
| 65+ /F  |             | 35              |                | 2              | 164     | 5375            | 2990    | 8566  |
| TOTAL   | 3354        | 7725            | 536            | 492            | 19790   | 23098           | 4604    | 59599 |

| RAPS POPULATION PROJECTION REPORT                   |             |                 |                |                |         |                 |         | MAY 24, 1994         |  |
|---|-------------|-----------------|----------------|----------------|---------|-----------------|---------|----------------------|--|
| FY98 BASED UPON FY93 BASELINE                       |             |                 |                |                |         |                 |         | 16:20:54             |  |
| V 6.01 03/30/94 RETAINED HISTORICAL CATCHMENT AREAS |             |                 |                |                |         |                 |         | BRAC III.03 03/15/94 |  |
| 9th MEDICAL GROUP-BEALE                             |             |                 |                |                |         |                 |         |                      |  |
| ( SAN FRANCISCO SERVICE AREA )                      |             |                 |                |                |         |                 |         |                      |  |
| POPULATION BY AGE/SEX                               |             |                 |                |                |         |                 |         |                      |  |
| AGE/SEX   | ACTIVE DUTY | DEPS OF ACT DTY | MED ELG NG/RES | DEPS OF NG/RES | RETIRED | DEPS OF RETIRED | SURVIVR | TOTAL                |  |
| 00-04/M   |             | 650             |                | 3              |         | 31              | 1       | 685                  |  |
| 05-14/M   |             | 882             |                | 10             |         | 242             | 8       | 1142                 |  |
| 15-17/M   |             | 141             |                | 4              |         | 173             | 10      | 328                  |  |
| 18-24/M   | 951         | 101             | 9              | 5              | 4       | 234             | 16      | 1320                 |  |
| 25-34/M   | 1476        | 61              | 6              | 0              | 15      | 2               | 2       | 1562                 |  |
| 35-44/M   | 733         | 29              | 2              | 0              | 324     | 8               | 1       | 1097                 |  |
| 45-64/M   | 54          | 15              | 3              | 1              | 2141    | 5               | 1       | 2220                 |  |
| 65+ /M  |             | 1               |                | 0              | 1981    | 3               | 0       | 1985                 |  |
| 00-04/F   |             | 588             |                | 3              |         | 23              | 1       | 615                  |  |
| 5-14/F  |             | 870             |                | 5              |         | 256             | 11      | 1142                 |  |
| 5-17/F  |             | 145             |                | 2              |         | 181             | 7       | 335                  |  |
| 18-24/F   | 261         | 524             | 0              | 6              | 0       | 260             | 17      | 1068                 |  |
| 25-34/F   | 220         | 959             | 0              | 3              | 3       | 55              | 3       | 1243                 |  |
| 35-44/F   | 126         | 426             | 0              | 6              | 13      | 448             | 30      | 1049                 |  |
| 45-64/F   | 8           | 76              | 0              | 3              | 29      | 2025            | 199     | 2340                 |  |
| 65+ /F  |             | 7               |                | 0              | 41      | 1291            | 533     | 1872                 |  |
| TOTAL   | 3829        | 5475            | 20             | 51             | 4551    | 5237            | 840     | 20003                |  |

| RAPS POPULATION PROJECTION REPORT                   |             |                 |                |                |         |                 |         |       | MAY 24, 1994         |  |
|---|-------------|-----------------|----------------|----------------|---------|-----------------|---------|-------|----------------------|--|
| FY98 BASED UPON FY93 BASELINE                       |             |                 |                |                |         |                 |         |       | 16:20:54             |  |
| V 6.01 03/30/94 RETAINED HISTORICAL CATCHMENT AREAS |             |                 |                |                |         |                 |         |       | BRAC III.03 03/15/94 |  |
| 93rd MEDICAL GROUP-CASTLE                           |             |                 |                |                |         |                 |         |       |                      |  |
| POPULATION BY AGE/SEX                               |             |                 |                |                |         |                 |         |       |                      |  |
| AGE/SEX   | ACTIVE DUTY | DEPS OF ACT DTY | MED ELG NG/RES | DEPS OF NG/RES | RETIRED | DEPS OF RETIRED | SURVIVR | TOTAL |                      |  |
| 00-04/M   |             | 110             |                | 9              |         | 41              | 4       | 164   |                      |  |
| 05-14/M   |             | 107             |                | 20             |         | 348             | 19      | 494   |                      |  |
| 15-17/M   |             | 15              |                | 6              |         | 251             | 15      | 287   |                      |  |
| 18-24/M   | 3           | 7               | 14             | 6              | 4       | 350             | 18      | 402   |                      |  |
| 25-34/M   | 3           | 4               | 14             | 0              | 26      | 10              | 8       | 65    |                      |  |
| 35-44/M   | 2           | 3               | 10             | 0              | 421     | 9               | 3       | 448   |                      |  |
| 45-64/M   | 0           | 1               | 3              | 0              | 2645    | 6               | 0       | 2655  |                      |  |
| 65+ /M  |             | 0               |                | 0              | 1751    | 6               | 0       | 1757  |                      |  |
| 00-04/F   |             | 92              |                | 5              |         | 40              | 1       | 138   |                      |  |
| 5-14/F  |             | 121             |                | 33             |         | 344             | 25      | 523   |                      |  |
| 15-17/F   |             | 24              |                | 5              |         | 251             | 7       | 287   |                      |  |
| 18-24/F   | 0           | 156             | 0              | 9              | 2       | 348             | 28      | 543   |                      |  |
| 25-34/F   | 2           | 101             | 0              | 13             | 6       | 79              | 20      | 221   |                      |  |
| 35-44/F   | 0           | 50              | 1              | 15             | 21      | 542             | 22      | 651   |                      |  |
| 45-64/F   | 0           | 17              | 0              | 12             | 30      | 2513            | 306     | 2878  |                      |  |
| 65+ /F  |             | 1               |                | 0              | 44      | 1159            | 643     | 1847  |                      |  |
| TOTAL   | 10          | 809             | 42             | 133            | 4950    | 6297            | 1119    | 13360 |                      |  |



| RAPS POPULATION PROJECTION REPORT |             |                 |                |                                     |         |                 |         | MAY 24, 1994         |  |
|-----------------------------------|-------------|-----------------|----------------|-------------------------------------|---------|-----------------|---------|----------------------|--|
| FY98 BASED UPON FY93 BASELINE     |             |                 |                |                                     |         |                 |         | 16:20:54             |  |
| V 6.01 03/30/94                   |             |                 |                | RETAINED HISTORICAL CATCHMENT AREAS |         |                 |         | BRAC III.03 03/15/94 |  |
| DAVID GRANT USAF MED CTR          |             |                 |                |                                     |         |                 |         |                      |  |
| ( SAN FRANCISCO SERVICE AREA )    |             |                 |                |                                     |         |                 |         |                      |  |
| POPULATION BY AGE/SEX             |             |                 |                |                                     |         |                 |         |                      |  |
| AGE/SEX                           | ACTIVE DUTY | DEPS OF ACT DTY | MED ELG NG/RES | DEPS OF NG/RES                      | RETIRED | DEPS OF RETIRED | SURVIVR | TOTAL                |  |
| 00-04/M                           |             | 1600            |                | 14                                  |         | 91              | 5       | 1710                 |  |
| 05-14/M                           |             | 2556            |                | 41                                  |         | 914             | 32      | 3543                 |  |
| 15-17/M                           |             | 434             |                | 12                                  |         | 636             | 38      | 1120                 |  |
| 18-24/M                           | 2208        | 352             | 54             | 13                                  | 6       | 953             | 63      | 3649                 |  |
| 25-34/M                           | 3168        | 212             | 71             | 5                                   | 44      | 28              | 18      | 3546                 |  |
| 35-44/M                           | 1569        | 101             | 32             | 4                                   | 821     | 15              | 12      | 2554                 |  |
| 45-64/M                           | 182         | 57              | 9              | 1                                   | 5844    | 17              | 1       | 6111                 |  |
| 65+ /M                            |             | 37              |                | 0                                   | 4410    | 28              | 3       | 4478                 |  |
| 00-04/F                           |             | 1566            |                | 13                                  |         | 101             | 5       | 1685                 |  |
| 05-14/F                           |             | 2437            |                | 34                                  |         | 877             | 27      | 3375                 |  |
| 5-17/F                            |             | 428             |                | 9                                   |         | 563             | 34      | 1034                 |  |
| 18-24/F                           | 601         | 1417            | 24             | 15                                  | 2       | 947             | 56      | 3062                 |  |
| 25-34/F                           | 621         | 2576            | 23             | 26                                  | 14      | 183             | 31      | 3474                 |  |
| 35-44/F                           | 286         | 1444            | 11             | 40                                  | 46      | 1267            | 65      | 3159                 |  |
| 45-64/F                           | 23          | 304             | 1              | 20                                  | 87      | 5663            | 670     | 6768                 |  |
| 65+ /F                            |             | 65              |                | 0                                   | 138     | 3093            | 1981    | 5277                 |  |
| TOTAL                             | 8658        | 15586           | 225            | 247                                 | 11412   | 15376           | 3041    | 54545                |  |

RAPS POPULATION PROJECTION REPORT

MAY 24, 1994

FY98 BASED UPON FY93 BASELINE

16:20:54

V 6.01 03/30/94 RETAINED HISTORICAL CATCHMENT AREAS BRAC III.03 03/15/94

TOTAL HS REGION 10

USAF NONCATCHMENT BENEFICIARIES

POPULATION BY AGE/SEX

| AGE/SEX | ACTIVE DUTY | DEPS OF ACT DTY | MED ELG NG/RES | DEPS OF NG/RES | RETIRED | DEPS OF RETIRED | SURVIVR | TOTAL |
|---------|-------------|-----------------|----------------|----------------|---------|-----------------|---------|-------|
| 00-04/M |             | 18              |                | 6              |         | 10              | 1       | 35    |
| 05-14/M |             | 37              |                | 10             |         | 91              | 5       | 143   |
| 15-17/M |             | 7               |                | 2              |         | 58              | 3       | 70    |
| 18-24/M | 3           | 10              | 0              | 2              | 1       | 82              | 2       | 100   |
| 25-34/M | 31          | 2               | 0              | 1              | 10      | 3               | 1       | 48    |
| 35-44/M | 27          | 2               | 0              | 0              | 130     | 4               | 0       | 163   |
| 45-64/M | 6           | 2               | 0              | 0              | 1197    | 1               | 0       | 1206  |
| 65+ /M  |             | 1               |                | 0              | 1369    | 0               | 0       | 1370  |
| 00-04/F |             | 25              |                | 2              |         | 9               | 3       | 39    |
| 05-14/F |             | 33              |                | 11             |         | 84              | 5       | 133   |
| 5-17/F  |             | 6               |                | 3              |         | 55              | 0       | 64    |
| 18-24/F | 1           | 43              | 0              | 3              | 0       | 78              | 5       | 130   |
| 25-34/F | 7           | 34              | 1              | 8              | 3       | 21              | 3       | 77    |
| 35-44/F | 5           | 19              | 0              | 9              | 6       | 136             | 5       | 180   |
| 45-64/F | 0           | 6               | 0              | 2              | 6       | 1058            | 118     | 1190  |
| 65+ /F  |             | 1               |                | 0              | 13      | 772             | 296     | 1082  |
| TOTAL   | 80          | 246             | 1              | 59             | 2735    | 2462            | 447     | 6030  |

| RAPS POPULATION PROJECTION REPORT                   |             |                 |                |                |         |                 |         | MAY 24, 1994         |  |
|---|-------------|-----------------|----------------|----------------|---------|-----------------|---------|----------------------|--|
| FY99 BASED UPON FY93 BASELINE                       |             |                 |                |                |         |                 |         | 16:20:54             |  |
| V 6.01 03/30/94 RETAINED HISTORICAL CATCHMENT AREAS |             |                 |                |                |         |                 |         | BRAC III.03 03/15/94 |  |
| HAYS ACH-FT ORD                                     |             |                 |                |                |         |                 |         |                      |  |
| POPULATION BY AGE/SEX                               |             |                 |                |                |         |                 |         |                      |  |
| AGE/SEX   | ACTIVE DUTY | DEPS OF ACT DTY | MED ELG NG/RES | DEPS OF NG/RES | RETIRED | DEPS OF RETIRED | SURVIVR | TOTAL                |  |
| 00-04/M   |             | 1092            |                | 26             |         | 57              | 0       | 1175                 |  |
| 05-14/M   |             | 1139            |                | 45             |         | 398             | 35      | 1617                 |  |
| 15-17/M   |             | 137             |                | 8              |         | 244             | 10      | 399                  |  |
| 18-24/M   | 924         | 122             | 10             | 3              | 7       | 375             | 21      | 1462                 |  |
| 25-34/M   | 1685        | 94              | 30             | 2              | 34      | 6               | 13      | 1864                 |  |
| 35-44/M   | 604         | 36              | 36             | 2              | 334     | 11              | 12      | 1035                 |  |
| 45-64/M   | 58          | 22              | 9              | 0              | 2838    | 10              | 4       | 2941                 |  |
| 65+ /M  |             | 3               |                | 0              | 4021    | 14              | 5       | 4043                 |  |
| 00-04/F   |             | 1041            |                | 26             |         | 55              | 6       | 1128                 |  |
| 05-14/F   |             | 1133            |                | 49             |         | 373             | 25      | 1580                 |  |
| 15-17/F   |             | 141             |                | 4              |         | 238             | 20      | 403                  |  |
| 18-24/F   | 322         | 669             | 0              | 12             | 0       | 359             | 23      | 1385                 |  |
| 25-34/F   | 251         | 1672            | 6              | 36             | 8       | 95              | 19      | 2087                 |  |
| 35-44/F   | 84          | 671             | 1              | 27             | 18      | 586             | 47      | 1434                 |  |
| 45-64/F   | 10          | 107             | 0              | 12             | 52      | 2861            | 526     | 3568                 |  |
| 65+ /F  |             | 14              |                | 0              | 147     | 2703            | 2084    | 4948                 |  |
| TOTAL   | 3938        | 8093            | 92             | 252            | 7459    | 8385            | 2850    | 31069                |  |

| RAPS POPULATION PROJECTION REPORT |             |                 |                |                                     |         |                 |         | MAY 24, 1994         |  |
|-----------------------------------|-------------|-----------------|----------------|-------------------------------------|---------|-----------------|---------|----------------------|--|
| FY99 BASED UPON FY93 BASELINE     |             |                 |                |                                     |         |                 |         | 16:20:54             |  |
| V 6.01 03/30/94                   |             |                 |                | RETAINED HISTORICAL CATCHMENT AREAS |         |                 |         | BRAC III.03 03/15/94 |  |
| LETTERMAN US ARMY HOSP            |             |                 |                |                                     |         |                 |         |                      |  |
| ( SAN FRANCISCO SERVICE AREA )    |             |                 |                |                                     |         |                 |         |                      |  |
| POPULATION BY AGE/SEX             |             |                 |                |                                     |         |                 |         |                      |  |
| AGE/SEX                           | ACTIVE DUTY | DEPS OF ACT DTY | MED ELG NG/RES | DEPS OF NG/RES                      | RETIRED | DEPS OF RETIRED | SURVIVR | TOTAL                |  |
| 00-04/M                           |             | 358             |                | 28                                  |         | 52              | 4       | 442                  |  |
| 05-14/M                           |             | 588             |                | 75                                  |         | 313             | 22      | 998                  |  |
| 15-17/M                           |             | 87              |                | 22                                  |         | 176             | 20      | 305                  |  |
| 18-24/M                           | 284         | 60              | 47             | 12                                  | 12      | 276             | 24      | 715                  |  |
| 25-34/M                           | 499         | 23              | 43             | 4                                   | 98      | 14              | 9       | 690                  |  |
| 35-44/M                           | 257         | 15              | 42             | 9                                   | 346     | 20              | 7       | 696                  |  |
| 45-64/M                           | 55          | 9               | 47             | 3                                   | 2729    | 14              | 6       | 2863                 |  |
| 65+ /M                            |             | 2               |                | 0                                   | 6307    | 17              | 8       | 6334                 |  |
| 00-04/F                           |             | 369             |                | 29                                  |         | 54              | 4       | 456                  |  |
| 05-14/F                           |             | 551             |                | 88                                  |         | 359             | 19      | 1017                 |  |
| 5-17/F                            |             | 73              |                | 20                                  |         | 169             | 17      | 279                  |  |
| 18-24/F                           | 48          | 294             | 27             | 35                                  | 0       | 306             | 28      | 738                  |  |
| 25-34/F                           | 63          | 677             | 21             | 49                                  | 14      | 97              | 16      | 937                  |  |
| 35-44/F                           | 31          | 363             | 20             | 51                                  | 38      | 432             | 51      | 986                  |  |
| 45-64/F                           | 4           | 76              | 6              | 32                                  | 158     | 2521            | 476     | 3273                 |  |
| 65+ /F                            |             | 11              |                | 2                                   | 394     | 3761            | 3361    | 7529                 |  |
| TOTAL                             | 1241        | 3556            | 253            | 459                                 | 10096   | 8581            | 4072    | 28258                |  |

RAPS POPULATION PROJECTION REPORT

MAY 24, 1994

FY99 BASED UPON FY93 BASELINE

16:20:54

V 6.01 03/30/94

RETAINED HISTORICAL CATCHMENT AREAS

BRAC III.03 03/15/94

NH LEMOORE

POPULATION BY AGE/SEX

| AGE/SEX | ACTIVE DUTY | DEPS OF ACT DTY | MED ELG NG/RES | DEPS OF NG/RES | RETIRED | DEPS OF RETIRED | SURVIVR | TOTAL |
|---------|-------------|-----------------|----------------|----------------|---------|-----------------|---------|-------|
| 00-04/M |             | 1546            |                | 58             |         | 49              | 8       | 1661  |
| 05-14/M |             | 2160            |                | 105            |         | 345             | 29      | 2639  |
| 15-17/M |             | 302             |                | 27             |         | 228             | 20      | 577   |
| 18-24/M | 2906        | 205             | 129            | 21             | 12      | 313             | 17      | 3603  |
| 25-34/M | 3246        | 73              | 119            | 2              | 41      | 5               | 8       | 3494  |
| 35-44/M | 1327        | 34              | 86             | 7              | 448     | 3               | 5       | 1910  |
| 45-64/M | 124         | 17              | 40             | 1              | 2054    | 6               | 0       | 2242  |
| 65+ /M  |             | 9               |                | 0              | 1444    | 3               | 0       | 1456  |
| 00-04/F |             | 1528            |                | 51             |         | 46              | 6       | 1631  |
| 05-14/F |             | 2045            |                | 111            |         | 344             | 27      | 2527  |
| 15-17/F |             | 355             |                | 26             |         | 232             | 15      | 628   |
| 18-24/F | 293         | 1373            | 27             | 46             | 0       | 312             | 28      | 2079  |
| 25-34/F | 249         | 2225            | 15             | 80             | 3       | 76              | 17      | 2665  |
| 35-44/F | 93          | 1169            | 12             | 76             | 30      | 517             | 32      | 1929  |
| 45-64/F | 7           | 193             | 2              | 25             | 49      | 1831            | 246     | 2353  |
| 65+ /F  |             | 15              |                | 0              | 69      | 836             | 484     | 1404  |
| TOTAL   | 8245        | 13249           | 430            | 636            | 4150    | 5146            | 942     | 32798 |

RAPS POPULATION PROJECTION REPORT

MAY 24, 1994

FY99 BASED UPON FY93 BASELINE

16:20:54

V 6.01 03/30/94

RETAINED HISTORICAL CATCHMENT AREAS

BRAC III.03 03/15/94

NH OAKLAND

( SAN FRANCISCO SERVICE AREA )

POPULATION BY AGE/SEX

| AGE/SEX | ACTIVE DUTY | DEPS OF ACT DTY | MED ELG NG/RES | DEPS OF NG/RES | RETIRED | DEPS OF RETIRED | SURVIVR | TOTAL |
|---------|-------------|-----------------|----------------|----------------|---------|-----------------|---------|-------|
| 00-04/M |             | 441             |                | 175            |         | 160             | 19      | 795   |
| 05-14/M |             | 582             |                | 301            |         | 1127            | 62      | 2072  |
| 15-17/M |             | 85              |                | 68             |         | 694             | 35      | 882   |
| 18-24/M | 1123        | 66              | 344            | 46             | 28      | 1043            | 72      | 2722  |
| 25-34/M | 1348        | 54              | 401            | 22             | 141     | 35              | 44      | 2045  |
| 35-44/M | 862         | 18              | 352            | 15             | 1106    | 19              | 20      | 2392  |
| 45-64/M | 137         | 11              | 122            | 13             | 8438    | 24              | 7       | 8752  |
| 65+ /M  |             | 3               |                | 2              | 10415   | 32              | 8       | 10460 |
| 00-04/F |             | 442             |                | 157            |         | 134             | 31      | 764   |
| 05-14/F |             | 565             |                | 280            |         | 1064            | 59      | 1968  |
| 15-17/F |             | 98              |                | 54             |         | 630             | 37      | 819   |
| 18-24/F | 154         | 483             | 62             | 128            | 2       | 1106            | 78      | 2013  |
| 25-34/F | 192         | 745             | 108            | 267            | 18      | 287             | 85      | 1702  |
| 35-44/F | 82          | 342             | 71             | 211            | 76      | 1486            | 87      | 2355  |
| 45-64/F | 8           | 73              | 21             | 54             | 281     | 7389            | 1111    | 8937  |
| 65+ /F  |             | 18              |                | 3              | 386     | 6051            | 4387    | 10845 |
| TOTAL   | 3906        | 4026            | 1481           | 1796           | 20891   | 21281           | 6142    | 59523 |

| RAPS POPULATION PROJECTION REPORT                   |             |                 |                |                |         |                 |         | MAY 24, 1994         |  |
|---|-------------|-----------------|----------------|----------------|---------|-----------------|---------|----------------------|--|
| FY99 BASED UPON FY93 BASELINE                       |             |                 |                |                |         |                 |         | 16:20:54             |  |
| V 6.01 03/30/94 RETAINED HISTORICAL CATCHMENT AREAS |             |                 |                |                |         |                 |         | BRAC III.03 03/15/94 |  |
| 652nd MED GRP-MCCLELLAN AFB                         |             |                 |                |                |         |                 |         |                      |  |
| ( SAN FRANCISCO SERVICE AREA )                      |             |                 |                |                |         |                 |         |                      |  |
| POPULATION BY AGE/SEX                               |             |                 |                |                |         |                 |         |                      |  |
| AGE/SEX   | ACTIVE DUTY | DEPS OF ACT DTY | MED ELG NG/RES | DEPS OF NG/RES | RETIRED | DEPS OF RETIRED | SURVIVR | TOTAL                |  |
| 00-04/M   |             | 785             |                | 28             |         | 124             | 9       | 946                  |  |
| 05-14/M   |             | 1229            |                | 93             |         | 1073            | 53      | 2448                 |  |
| 15-17/M   |             | 203             |                | 21             |         | 742             | 23      | 989                  |  |
| 18-24/M   | 526         | 161             | 90             | 11             | 12      | 1221            | 71      | 2092                 |  |
| 25-34/M   | 1499        | 95              | 88             | 9              | 108     | 35              | 10      | 1844                 |  |
| 35-44/M   | 782         | 33              | 123            | 14             | 1179    | 17              | 11      | 2159                 |  |
| 45-64/M   | 106         | 24              | 116            | 3              | 9943    | 26              | 5       | 10223                |  |
| 65+ /M  |             | 12              |                | 1              | 8276    | 26              | 8       | 8323                 |  |
| 00-04/F   |             | 797             |                | 34             |         | 131             | 3       | 965                  |  |
| 05-14/F   |             | 1219            |                | 83             |         | 1068            | 52      | 2422                 |  |
| 15-17/F   |             | 232             |                | 19             |         | 742             | 44      | 1037                 |  |
| 18-24/F   | 122         | 699             | 37             | 30             | 2       | 1357            | 69      | 2316                 |  |
| 25-34/F   | 207         | 1323            | 39             | 53             | 22      | 270             | 42      | 1956                 |  |
| 35-44/F   | 103         | 727             | 27             | 57             | 72      | 1775            | 112     | 2873                 |  |
| 45-64/F   | 10          | 155             | 16             | 34             | 158     | 9122            | 1096    | 10591                |  |
| 65+ /F  |             | 35              |                | 2              | 167     | 5496            | 3143    | 8843                 |  |
| TOTAL   | 3355        | 7729            | 536            | 492            | 19939   | 23225           | 4751    | 60027                |  |

| RAPS POPULATION PROJECTION REPORT |             |                 |                |                                     |         |                      |         |       |
|-----------------------------------|-------------|-----------------|----------------|-------------------------------------|---------|----------------------|---------|-------|
| FY99 BASED UPON FY93 BASELINE     |             |                 |                |                                     |         | MAY 24, 1994         |         |       |
| V 6.01 03/30/94                   |             |                 |                | RETAINED HISTORICAL CATCHMENT AREAS |         | BRAC III.03 03/15/94 |         |       |
| 9th MEDICAL GROUP-BEALE           |             |                 |                |                                     |         |                      |         |       |
| ( SAN FRANCISCO SERVICE AREA )    |             |                 |                |                                     |         |                      |         |       |
| POPULATION BY AGE/SEX             |             |                 |                |                                     |         |                      |         |       |
| AGE/SEX                           | ACTIVE DUTY | DEPS OF ACT DTY | MED ELG NG/RES | DEPS OF NG/RES                      | RETIRED | DEPS OF RETIRED      | SURVIVR | TOTAL |
| 00-04/M                           |             | 650             |                | 3                                   |         | 31                   | 1       | 685   |
| 05-14/M                           |             | 882             |                | 10                                  |         | 242                  | 8       | 1142  |
| 15-17/M                           |             | 141             |                | 4                                   |         | 173                  | 10      | 328   |
| 18-24/M                           | 951         | 101             | 9              | 5                                   | 4       | 234                  | 16      | 1320  |
| 25-34/M                           | 1476        | 61              | 6              | 0                                   | 15      | 2                    | 2       | 1562  |
| 35-44/M                           | 733         | 29              | 2              | 0                                   | 326     | 8                    | 1       | 1099  |
| 45-64/M                           | 54          | 15              | 3              | 1                                   | 2128    | 5                    | 1       | 2207  |
| 65+ /M                            |             | 1               |                | 0                                   | 2031    | 3                    | 0       | 2035  |
| 00-04/F                           |             | 588             |                | 3                                   |         | 23                   | 1       | 615   |
| 05-14/F                           |             | 870             |                | 5                                   |         | 256                  | 11      | 1142  |
| 5-17/F                            |             | 145             |                | 2                                   |         | 182                  | 7       | 336   |
| 18-24/F                           | 261         | 524             | 0              | 6                                   | 0       | 260                  | 17      | 1068  |
| 25-34/F                           | 220         | 959             | 0              | 3                                   | 3       | 55                   | 3       | 1243  |
| 35-44/F                           | 126         | 426             | 0              | 6                                   | 13      | 450                  | 30      | 1051  |
| 45-64/F                           | 8           | 76              | 0              | 3                                   | 29      | 2025                 | 197     | 2338  |
| 65+ /F                            |             | 7               |                | 0                                   | 45      | 1321                 | 562     | 1935  |
| TOTAL                             | 3829        | 5475            | 20             | 51                                  | 4594    | 5270                 | 867     | 20106 |



| RAPS POPULATION PROJECTION REPORT                   |             |                 |                |                |         |                 |         | MAY 24, 1994         |  |
|---|-------------|-----------------|----------------|----------------|---------|-----------------|---------|----------------------|--|
| FY99 BASED UPON FY93 BASELINE                       |             |                 |                |                |         |                 |         | 16:20:54             |  |
| V 6.01 03/30/94 RETAINED HISTORICAL CATCHMENT AREAS |             |                 |                |                |         |                 |         | BRAC III.03 03/15/94 |  |
| 93rd MEDICAL GROUP-CASTLE                           |             |                 |                |                |         |                 |         |                      |  |
| POPULATION BY AGE/SEX                               |             |                 |                |                |         |                 |         |                      |  |
| AGE/SEX   | ACTIVE DUTY | DEPS OF ACT DTY | MED ELG NG/RES | DEPS OF NG/RES | RETIRED | DEPS OF RETIRED | SURVIVR | TOTAL                |  |
| 00-04/M   |             | 111             |                | 9              |         | 41              | 4       | 165                  |  |
| 05-14/M   |             | 107             |                | 20             |         | 350             | 19      | 496                  |  |
| 15-17/M   |             | 15              |                | 6              |         | 251             | 15      | 287                  |  |
| 18-24/M   | 3           | 7               | 14             | 6              | 4       | 350             | 18      | 402                  |  |
| 25-34/M   | 3           | 4               | 14             | 0              | 26      | 10              | 8       | 65                   |  |
| 35-44/M   | 2           | 3               | 10             | 0              | 425     | 9               | 3       | 452                  |  |
| 45-64/M   | 0           | 1               | 3              | 0              | 2628    | 6               | 0       | 2638                 |  |
| 65+ /M  |             | 0               |                | 0              | 1796    | 6               | 0       | 1802                 |  |
| 00-04/F   |             | 92              |                | 5              |         | 40              | 1       | 138                  |  |
| 05-14/F   |             | 121             |                | 33             |         | 344             | 25      | 523                  |  |
| 15-17/F   |             | 25              |                | 5              |         | 251             | 7       | 288                  |  |
| 3-24/F  | 0           | 156             | 0              | 9              | 2       | 348             | 28      | 543                  |  |
| 25-34/F   | 2           | 101             | 0              | 13             | 6       | 79              | 20      | 221                  |  |
| 35-44/F   | 0           | 50              | 1              | 15             | 21      | 544             | 22      | 653                  |  |
| 45-64/F   | 0           | 17              | 0              | 12             | 30      | 2513            | 304     | 2876                 |  |
| 65+ /F  |             | 1               |                | 0              | 46      | 1185            | 674     | 1906                 |  |
| TOTAL   | 10          | 811             | 42             | 133            | 4984    | 6327            | 1148    | 13455                |  |

| RAPS POPULATION PROJECTION REPORT |             |                 |                |                                     |         |                 |         |       |
|-----------------------------------|-------------|-----------------|----------------|-------------------------------------|---------|-----------------|---------|-------|
| FY99 BASED UPON FY93 BASELINE     |             |                 |                |                                     |         | MAY 24, 1994    |         |       |
| V 6.01 03/30/94                   |             |                 |                | RETAINED HISTORICAL CATCHMENT AREAS |         |                 |         |       |
|                                   |             |                 |                | BRAC III.03 03/15/94                |         |                 |         |       |
| DAVID GRANT USAF MED CTR          |             |                 |                |                                     |         |                 |         |       |
| ( SAN FRANCISCO SERVICE AREA )    |             |                 |                |                                     |         |                 |         |       |
| POPULATION BY AGE/SEX             |             |                 |                |                                     |         |                 |         |       |
| AGE/SEX                           | ACTIVE DUTY | DEPS OF ACT DTY | MED ELG NG/RES | DEPS OF NG/RES                      | RETIRED | DEPS OF RETIRED | SURVIVR | TOTAL |
| 00-04/M                           |             | 1602            |                | 14                                  |         | 91              | 5       | 1712  |
| 05-14/M                           |             | 2556            |                | 41                                  |         | 915             | 32      | 3544  |
| 15-17/M                           |             | 434             |                | 12                                  |         | 636             | 38      | 1120  |
| 18-24/M                           | 2209        | 352             | 54             | 13                                  | 6       | 952             | 63      | 3649  |
| 25-34/M                           | 3169        | 211             | 71             | 5                                   | 44      | 28              | 18      | 3546  |
| 35-44/M                           | 1569        | 101             | 32             | 4                                   | 826     | 15              | 12      | 2559  |
| 45-64/M                           | 182         | 57              | 9              | 1                                   | 5806    | 17              | 1       | 6073  |
| 65+ /M                            |             | 37              |                | 0                                   | 4522    | 28              | 3       | 4590  |
| 00-04/F                           |             | 1566            |                | 13                                  |         | 101             | 5       | 1685  |
| 05-14/F                           |             | 2439            |                | 34                                  |         | 879             | 27      | 3379  |
| 5-17/F                            |             | 428             |                | 9                                   |         | 563             | 34      | 1034  |
| 18-24/F                           | 601         | 1417            | 24             | 15                                  | 2       | 946             | 56      | 3061  |
| 25-34/F                           | 621         | 2577            | 23             | 26                                  | 14      | 184             | 31      | 3476  |
| 35-44/F                           | 286         | 1445            | 11             | 40                                  | 47      | 1268            | 65      | 3162  |
| 45-64/F                           | 23          | 304             | 1              | 20                                  | 87      | 5664            | 664     | 6763  |
| 65+ /F                            |             | 65              |                | 0                                   | 141     | 3164            | 2082    | 5452  |
| TOTAL                             | 8660        | 15591           | 225            | 247                                 | 11495   | 15451           | 3136    | 54805 |

| RAPS POPULATION PROJECTION REPORT                   |             |                 |                |                |         |                 |         |       |
|---|-------------|-----------------|----------------|----------------|---------|-----------------|---------|-------|
| FY99 BASED UPON FY93 BASELINE                       |             |                 |                |                |         | MAY 24, 1994    |         |       |
| V 6.01 03/30/94 RETAINED HISTORICAL CATCHMENT AREAS |             |                 |                |                |         | 16:20:54        |         |       |
| BRAC III.03 03/15/94                                |             |                 |                |                |         |                 |         |       |
| TOTAL HS REGION 10                                  |             |                 |                |                |         |                 |         |       |
| USAF NONCATCHMENT BENEFICIARIES                     |             |                 |                |                |         |                 |         |       |
| POPULATION BY AGE/SEX                               |             |                 |                |                |         |                 |         |       |
| AGE/SEX   | ACTIVE DUTY | DEPS OF ACT DTY | MED ELG NG/RES | DEPS OF NG/RES | RETIRED | DEPS OF RETIRED | SURVIVR | TOTAL |
| 00-04/M   |             | 18              |                | 6              |         | 10              | 1       | 35    |
| 05-14/M   |             | 37              |                | 10             |         | 91              | 5       | 143   |
| 15-17/M   |             | 7               |                | 2              |         | 58              | 3       | 70    |
| 18-24/M   | 3           | 10              | 0              | 2              | 1       | 82              | 2       | 100   |
| 25-34/M   | 31          | 2               | 0              | 1              | 10      | 3               | 1       | 48    |
| 35-44/M   | 27          | 2               | 0              | 0              | 131     | 4               | 0       | 164   |
| 45-64/M   | 6           | 2               | 0              | 0              | 1190    | 1               | 0       | 1199  |
| 65+ /M  |             | 1               |                | 0              | 1403    | 0               | 0       | 1404  |
| 00-04/F   |             | 25              |                | 2              |         | 9               | 3       | 39    |
| 05-14/F   |             | 33              |                | 11             |         | 84              | 5       | 133   |
| 5-17/F  |             | 6               |                | 3              |         | 55              | 0       | 64    |
| 18-24/F   | 1           | 43              | 0              | 3              | 0       | 77              | 5       | 129   |
| 25-34/F   | 7           | 34              | 1              | 8              | 3       | 21              | 3       | 77    |
| 35-44/F   | 5           | 19              | 0              | 9              | 6       | 137             | 5       | 181   |
| 45-64/F   | 0           | 6               | 0              | 2              | 6       | 1058            | 117     | 1189  |
| 65+ /F  |             | 1               |                | 0              | 14      | 789             | 311     | 1115  |
| TOTAL   | 80          | 246             | 1              | 59             | 2764    | 2479            | 461     | 6090  |

RAPS MODEL FY93 BASELINE POPULATION ESTIMATES MAY 24, 1994

V 6.01 03/30/94

16:53:16

RETAINED HISTORICAL CATCHMENT AREAS BRAC III.03 03/15/94

HAYS ACHFT ORD

POPULATION BY SPONSOR SERVICE BRANCH

| SPONSOR SERVICE | ACTIVE DUTY | DEPS OF ACT DTY | MED ELG NG/RES | DEPS OF NG/RES | RETIRED     | DEPS OF RETIRED | SURVIVR     | TOTAL        |
|-----------------|-------------|-----------------|----------------|----------------|-------------|-----------------|-------------|--------------|
| ARMY            | 5632        | 16932           | 52             | 139            | 4530        | 5621            | 1629        | 34535        |
| NAVY            | 2055        | 2857            | 46             | 120            | 1382        | 1516            | 353         | 8329         |
| AFLOAT          | 0           | 585             |                |                |             |                 |             | 585          |
| USMC            | 270         | 567             | 0              | 0              | 185         | 236             | 31          | 1289         |
| USAF            | 634         | 847             | 1              | 17             | 856         | 893             | 185         | 3433         |
| USCG            | 102         | 223             | 1              | 0              | 60          | 74              | 14          | 474          |
| OTHER           | 3           | 4               | 0              | 0              | 8           | 8               | 15          | 38           |
| <b>TOTAL</b>    | <b>8696</b> | <b>22015</b>    | <b>100</b>     | <b>276</b>     | <b>7021</b> | <b>8348</b>     | <b>2227</b> | <b>48683</b> |

RAPS MODEL FY93 BASELINE POPULATION ESTIMATES MAY 24, 1994

V 6.01 03/30/94

16:53:16

RETAINED HISTORICAL CATCHMENT AREAS BRAC III.03 03/15/94

LETTERMAN US ARMY HOSP

( SAN FRANCISCO SERVICE AREA )

POPULATION BY SPONSOR SERVICE BRANCH

| SPONSOR SERVICE | ACTIVE DUTY | DEPS OF ACT DTY | MED ELG NG/RES | DEPS OF NG/RES | RETIRED     | DEPS OF RETIRED | SURVIVR     | TOTAL        |
|-----------------|-------------|-----------------|----------------|----------------|-------------|-----------------|-------------|--------------|
| ARMY            | 881         | 2600            | 291            | 443            | 3905        | 3836            | 1576        | 13532        |
| NAVY            | 57          | 554             | 2              | 58             | 2821        | 2227            | 857         | 6576         |
| AFLOAT          | 57          | 461             |                |                |             |                 |             | 518          |
| USMC            | 34          | 104             | 0              | 10             | 354         | 271             | 81          | 854          |
| USAF            | 13          | 188             | 0              | 14             | 1771        | 1567            | 436         | 3989         |
| USCG            | 1049        | 2329            | 2              | 0              | 246         | 315             | 74          | 4015         |
| OTHER           | 49          | 64              | 0              | 0              | 59          | 56              | 12          | 240          |
| <b>TOTAL</b>    | <b>2140</b> | <b>6300</b>     | <b>295</b>     | <b>525</b>     | <b>9156</b> | <b>8272</b>     | <b>3036</b> | <b>29724</b> |

*Atch 2 to  
Q. 1A(1)(b)*

| RAPS MODEL FY93 BASELINE POPULATION ESTIMATES MAY 24, 1994 |             |                 |                |                |          |                 |         |       |
|--|-------------|-----------------|----------------|----------------|----------|-----------------|---------|-------|
| V 6.01 03/30/94  |             |                 |                |                | 16:53:16 |                 |         |       |
| RETAINED HISTORICAL CATCHMENT AREAS BRAC III.03 03/15/94   |             |                 |                |                |          |                 |         |       |
| NH LEMOORE   |             |                 |                |                |          |                 |         |       |
| POPULATION BY SPONSOR SERVICE BRANCH                       |             |                 |                |                |          |                 |         |       |
| SPONSOR SERVICE  | ACTIVE DUTY | DEPS OF ACT DTY | MED ELG NG/RES | DEPS OF NG/RES | RETIRED  | DEPS OF RETIRED | SURVIVR | TOTAL |
| ARMY   | 17          | 419             | 196            | 148            | 882      | 927             | 218     | 2807  |
| NAVY   | 2213        | 4069            | 191            | 361            | 1959     | 2917            | 376     | 12086 |
| AFLOAT   | 2089        | 3496            |                |                |          |                 |         | 5585  |
| USMC   | 243         | 552             | 0              | 40             | 255      | 341             | 24      | 1455  |
| USAF   | 9           | 134             | 76             | 114            | 974      | 1057            | 174     | 2538  |
| USCG   | 3           | 50              | 0              | 1              | 37       | 33              | 9       | 133   |
| OTHER  | 0           | 2               | 0              | 0              | 3        | 1               | 6       | 12    |
| TOTAL  | 4574        | 8722            | 463            | 664            | 4110     | 5276            | 807     | 24616 |

| RAPS MODEL FY93 BASELINE POPULATION ESTIMATES MAY 24, 1994 |             |                 |                |                |          |                 |         |       |
|--|-------------|-----------------|----------------|----------------|----------|-----------------|---------|-------|
| V 6.01 03/30/94  |             |                 |                |                | 16:53:16 |                 |         |       |
| RETAINED HISTORICAL CATCHMENT AREAS BRAC III.03 03/15/94   |             |                 |                |                |          |                 |         |       |
| NH OAKLAND<br>( SAN FRANCISCO SERVICE AREA )               |             |                 |                |                |          |                 |         |       |
| POPULATION BY SPONSOR SERVICE BRANCH                       |             |                 |                |                |          |                 |         |       |
| SPONSOR SERVICE  | ACTIVE DUTY | DEPS OF ACT DTY | MED ELG NG/RES | DEPS OF NG/RES | RETIRED  | DEPS OF RETIRED | SURVIVR | TOTAL |
| ARMY   | 165         | 1144            | 367            | 251            | 4087     | 4012            | 1319    | 11345 |
| NAVY   | 7683        | 10567           | 1073           | 1381           | 10582    | 11859           | 2501    | 45646 |
| AFLOAT   | 11676       | 9924            |                |                |          |                 |         | 21600 |
| USMC   | 606         | 1127            | 1              | 125            | 890      | 904             | 209     | 3862  |
| USAF   | 770         | 1402            | 122            | 128            | 3658     | 3717            | 672     | 10469 |
| USCG   | 792         | 649             | 7              | 3              | 512      | 635             | 106     | 2704  |
| OTHER  | 14          | 30              | 0              | 0              | 46       | 54              | 23      | 167   |
| TOTAL  | 21706       | 24843           | 1570           | 1888           | 19775    | 21181           | 4830    | 95793 |

| RAPS MODEL FY93 BASELINE POPULATION ESTIMATES MAY 24, 1994   |             |                 |                |                |          |                 |         |       |
|--|-------------|-----------------|----------------|----------------|----------|-----------------|---------|-------|
| V 6.01 03/30/94  |             |                 |                |                | 16:53:16 |                 |         |       |
| RETAINED HISTORICAL CATCHMENT AREAS BRAC III.03 03/15/94     |             |                 |                |                |          |                 |         |       |
| 652nd MED GRPMCCLELLAN AFB<br>( SAN FRANCISCO SERVICE AREA ) |             |                 |                |                |          |                 |         |       |
| POPULATION BY SPONSOR SERVICE BRANCH                         |             |                 |                |                |          |                 |         |       |
| SPONSOR SERVICE  | ACTIVE DUTY | DEPS OF ACT DTY | MED ELG NG/RES | DEPS OF NG/RES | RETIRED  | DEPS OF RETIRED | SURVIVR | TOTAL |
| ARMY   | 636         | 1319            | 596            | 394            | 3268     | 3830            | 838     | 10881 |
| NAVY   | 21          | 551             | 2              | 81             | 2849     | 3286            | 578     | 7368  |
| AFLOAT   | 0           | 466             |                |                |          |                 |         | 466   |
| USMC   | 113         | 244             | 0              | 9              | 536      | 648             | 114     | 1664  |
| USAF   | 3152        | 6727            | 23             | 65             | 12603    | 15375           | 2238    | 40183 |
| USCG   | 170         | 387             | 0              | 0              | 198      | 274             | 27      | 1056  |
| OTHER  | 24          | 54              | 0              | 0              | 14       | 12              | 37      | 141   |
| TOTAL  | 4116        | 9748            | 621            | 549            | 19468    | 23425           | 3832    | 61759 |

| RAPS MODEL FY93 BASELINE POPULATION ESTIMATES MAY 24, 1994 |             |                 |                |                |          |                 |         |       |
|--|-------------|-----------------|----------------|----------------|----------|-----------------|---------|-------|
| V 6.01 03/30/94  |             |                 |                |                | 16:53:16 |                 |         |       |
| RETAINED HISTORICAL CATCHMENT AREAS BRAC III.03 03/15/94   |             |                 |                |                |          |                 |         |       |
| 9th MEDICAL GROUPBEALE<br>( SAN FRANCISCO SERVICE AREA )   |             |                 |                |                |          |                 |         |       |
| POPULATION BY SPONSOR SERVICE BRANCH                       |             |                 |                |                |          |                 |         |       |
| SPONSOR SERVICE  | ACTIVE DUTY | DEPS OF ACT DTY | MED ELG NG/RES | DEPS OF NG/RES | RETIRED  | DEPS OF RETIRED | SURVIVR | TOTAL |
| ARMY   | 2           | 168             | 22             | 51             | 621      | 669             | 158     | 1691  |
| NAVY   | 0           | 68              | 0              | 5              | 915      | 865             | 172     | 2025  |
| AFLOAT   | 0           | 46              |                |                |          |                 |         | 46    |
| USMC   | 0           | 32              |                | 0              | 169      | 190             | 29      | 420   |
| USAF   | 3527        | 4830            | 0              | 2              | 2678     | 3503            | 328     | 14868 |
| USCG   | 0           | 25              | 0              | 0              | 53       | 63              | 10      | 151   |
| OTHER  | 3           | 5               | 0              | 0              | 1        | 1               | 5       | 15    |
| TOTAL  | 3532        | 5174            | 22             | 58             | 4437     | 5291            | 702     | 19216 |

| RAPS MODEL FY93 BASELINE POPULATION ESTIMATES MAY 24, 1994 |             |                 |                |                |         |                 |         |       |
|--|-------------|-----------------|----------------|----------------|---------|-----------------|---------|-------|
| V 6.01 03/30/94 16:53:16                                   |             |                 |                |                |         |                 |         |       |
| RETAINED HISTORICAL CATCHMENT AREAS BRAC III.03 03/15/94   |             |                 |                |                |         |                 |         |       |
| 93rd MEDICAL GROUPCASTLE                                   |             |                 |                |                |         |                 |         |       |
| POPULATION BY SPONSOR SERVICE BRANCH                       |             |                 |                |                |         |                 |         |       |
| SPONSOR SERVICE  | ACTIVE DUTY | DEPS OF ACT DTY | MED ELG NG/RES | DEPS OF NG/RES | RETIRED | DEPS OF RETIRED | SURVIVR | TOTAL |
| ARMY   | 3           | 310             | 45             | 98             | 755     | 896             | 202     | 2309  |
| NAVY   | 7           | 205             | 0              | 15             | 862     | 999             | 193     | 2281  |
| AFLOAT   | 0           | 241             |                |                |         |                 |         | 241   |
| USMC   | 1           | 122             | 0              | 2              | 141     | 174             | 23      | 463   |
| USAF   | 3937        | 7024            | 2              | 31             | 3129    | 4332            | 529     | 18984 |
| USCG   | 0           | 22              | 0              | 0              | 51      | 51              | 6       | 130   |
| OTHER  | 0           | 0               | 0              | 0              | 1       | 0               | 5       | 6     |
| TOTAL  | 3948        | 7924            | 47             | 146            | 4939    | 6452            | 958     | 24414 |

| RAPS MODEL FY93 BASELINE POPULATION ESTIMATES MAY 24, 1994 |             |                 |                |                |         |                 |         |       |
|--|-------------|-----------------|----------------|----------------|---------|-----------------|---------|-------|
| V 6.01 03/30/94 16:53:16                                   |             |                 |                |                |         |                 |         |       |
| RETAINED HISTORICAL CATCHMENT AREAS BRAC III.03 03/15/94   |             |                 |                |                |         |                 |         |       |
| DAVID GRANT USAF MED CTR<br>( SAN FRANCISCO SERVICE AREA ) |             |                 |                |                |         |                 |         |       |
| POPULATION BY SPONSOR SERVICE BRANCH                       |             |                 |                |                |         |                 |         |       |
| SPONSOR SERVICE  | ACTIVE DUTY | DEPS OF ACT DTY | MED ELG NG/RES | DEPS OF NG/RES | RETIRED | DEPS OF RETIRED | SURVIVR | TOTAL |
| ARMY   | 26          | 483             | 89             | 111            | 1411    | 1602            | 510     | 4232  |
| NAVY   | 74          | 1615            | 0              | 99             | 2575    | 4439            | 601     | 9403  |
| AFLOAT   | 475         | 1358            |                |                |         |                 |         | 1833  |
| USMC   | 1           | 162             | 0              | 0              | 199     | 249             | 53      | 664   |
| USAF   | 7374        | 11229           | 142            | 57             | 6878    | 9036            | 1333    | 36049 |
| USCG   | 42          | 357             | 0              | 0              | 189     | 355             | 13      | 956   |
| OTHER  | 1           | 26              | 0              | 0              | 13      | 13              | 16      | 69    |
| TOTAL  | 7993        | 15230           | 231            | 267            | 11265   | 15694           | 2526    | 53206 |

| RAPS MODEL FY93 BASELINE POPULATION ESTIMATES MAY 24, 1994 |             |                 |                |                |         |                 |         |       |
|--|-------------|-----------------|----------------|----------------|---------|-----------------|---------|-------|
| V 6.01 03/30/94  |             |                 |                | 16:53:16       |         |                 |         |       |
| RETAINED HISTORICAL CATCHMENT AREAS BRAC III.03 03/15/94   |             |                 |                |                |         |                 |         |       |
| TOTAL HS REGION 10   |             |                 |                |                |         |                 |         |       |
| USAF NONCATCHMENT BENEFICIARIES                            |             |                 |                |                |         |                 |         |       |
| POPULATION BY SPONSOR SERVICE BRANCH                       |             |                 |                |                |         |                 |         |       |
| SPONSOR SERVICE  | ACTIVE DUTY | DEPS OF ACT DTY | MED ELG NG/RES | DEPS OF NG/RES | RETIRED | DEPS OF RETIRED | SURVIVR | TOTAL |
| ARMY   | 0           | 0               | 0              | 0              | 0       | 0               | 0       | 0     |
| NAVY   | 0           | 0               | 0              | 0              | 0       | 0               | 0       | 0     |
| USMC   | 0           | 0               | 0              | 0              | 0       | 0               | 0       | 0     |
| USAF   | 83          | 265             | 1              | 59             | 2621    | 2442            | 371     | 5842  |
| USCG   | 0           | 0               | 0              | 0              | 0       | 0               | 0       | 0     |
| OTHER  | 0           | 0               | 0              | 0              | 0       | 0               | 0       | 0     |
| TOTAL  | 83          | 265             | 1              | 59             | 2621    | 2442            | 371     | 5842  |

| RAPS POPULATION PROJECTION REPORT MAY 24, 1994                           |             |                 |                |                |         |                 |         |       |
|--|-------------|-----------------|----------------|----------------|---------|-----------------|---------|-------|
| FY94 BASED UPON FY93 BASELINE  |             |                 |                | 16:53:16       |         |                 |         |       |
| V 6.01 03/30/94 RETAINED HISTORICAL CATCHMENT AREAS BRAC III.03 03/15/94 |             |                 |                |                |         |                 |         |       |
| HAYS ACHFT ORD   |             |                 |                |                |         |                 |         |       |
| POPULATION BY SPONSOR SERVICE BRANCH                                     |             |                 |                |                |         |                 |         |       |
| SPONSOR SERVICE  | ACTIVE DUTY | DEPS OF ACT DTY | MED ELG NG/RES | DEPS OF NG/RES | RETIRED | DEPS OF RETIRED | SURVIVR | TOTAL |
| ARMY   | 1274        | 3871            | 49             | 128            | 4454    | 5429            | 1704    | 16909 |
| NAVY   | 1946        | 2702            | 46             | 120            | 1396    | 1502            | 374     | 8086  |
| AFLOAT   | 0           | 553             |                |                |         |                 |         | 553   |
| USMC   | 255         | 528             | 0              | 0              | 181     | 230             | 33      | 1227  |
| USAF   | 641         | 829             | 1              | 17             | 857     | 883             | 194     | 3422  |
| USCG   | 102         | 223             | 1              | 0              | 60      | 73              | 15      | 474   |
| OTHER  | 3           | 4               | 0              | 0              | 8       | 8               | 15      | 38    |
| TOTAL  | 4221        | 8710            | 97             | 265            | 6956    | 8125            | 2335    | 30709 |



| RAPS POPULATION PROJECTION REPORT                        |             |                 |                |                |         |                 |         | MAY 24, 1994         |
|--|-------------|-----------------|----------------|----------------|---------|-----------------|---------|----------------------|
| FY94 BASED UPON FY93 BASELINE                            |             |                 |                |                |         |                 |         | 16:53:16             |
| V 6.01 03/30/94 RETAINED HISTORICAL CATCHMENT AREAS      |             |                 |                |                |         |                 |         | BRAC III.03 03/15/94 |
| LETTERMAN US ARMY HOSP<br>( SAN FRANCISCO SERVICE AREA ) |             |                 |                |                |         |                 |         |                      |
| POPULATION BY SPONSOR SERVICE BRANCH                     |             |                 |                |                |         |                 |         |                      |
| SPONSOR SERVICE  | ACTIVE DUTY | DEPS OF ACT DTY | MED ELG NG/RES | DEPS OF NG/RES | RETIRED | DEPS OF RETIRED | SURVIVR | TOTAL                |
| ARMY   | 1           | 9               | 269            | 408            | 3876    | 3737            | 1671    | 9971                 |
| NAVY   | 54          | 524             | 2              | 58             | 2868    | 2221            | 909     | 6636                 |
| AFLOAT   | 54          | 436             |                |                |         |                 |         | 490                  |
| USMC   | 32          | 96              | 0              | 10             | 350     | 266             | 86      | 840                  |
| USAF   | 13          | 184             | 0              | 14             | 1783    | 1557            | 460     | 4011                 |
| USCG   | 1049        | 2329            | 2              | 0              | 242     | 305             | 77      | 4004                 |
| OTHER  | 49          | 64              | 0              | 0              | 59      | 55              | 13      | 240                  |
| TOTAL  | 1252        | 3642            | 273            | 490            | 9178    | 8141            | 3216    | 26192                |

| RAPS POPULATION PROJECTION REPORT                   |             |                 |                |                |         |                 |         | MAY 24, 1994         |
|---|-------------|-----------------|----------------|----------------|---------|-----------------|---------|----------------------|
| FY94 BASED UPON FY93 BASELINE                       |             |                 |                |                |         |                 |         | 16:53:16             |
| V 6.01 03/30/94 RETAINED HISTORICAL CATCHMENT AREAS |             |                 |                |                |         |                 |         | BRAC III.03 03/15/94 |
| NH LEMOORE  |             |                 |                |                |         |                 |         |                      |
| POPULATION BY SPONSOR SERVICE BRANCH                |             |                 |                |                |         |                 |         |                      |
| SPONSOR SERVICE                                     | ACTIVE DUTY | DEPS OF ACT DTY | MED ELG NG/RES | DEPS OF NG/RES | RETIRED | DEPS OF RETIRED | SURVIVR | TOTAL                |
| ARMY  | 16          | 404             | 182            | 135            | 858     | 888             | 226     | 2709                 |
| NAVY  | 2096        | 3848            | 188            | 354            | 1926    | 2845            | 384     | 11641                |
| AFLOAT  | 1978        | 3306            |                |                |         |                 |         | 5284                 |
| USMC  | 230         | 514             | 0              | 40             | 249     | 330             | 25      | 1388                 |
| USAF  | 9           | 131             | 78             | 117            | 965     | 1034            | 180     | 2514                 |
| USCG  | 3           | 50              | 0              | 1              | 36      | 33              | 9       | 132                  |
| OTHER   | 0           | 2               | 0              | 0              | 3       | 1               | 6       | 12                   |
| TOTAL   | 4332        | 8255            | 448            | 647            | 4037    | 5131            | 830     | 23680                |

| RAPS POPULATION PROJECTION REPORT                   |        |         |         |         |         |         | MAY 24, 1994         |       |  |
|---|--------|---------|---------|---------|---------|---------|----------------------|-------|--|
| FY94 BASED UPON FY93 BASELINE                       |        |         |         |         |         |         | 16:53:16             |       |  |
| V 6.01 03/30/94 RETAINED HISTORICAL CATCHMENT AREAS |        |         |         |         |         |         | BRAC III.03 03/15/94 |       |  |
| NH OAKLAND  |        |         |         |         |         |         |                      |       |  |
| ( SAN FRANCISCO SERVICE AREA )                      |        |         |         |         |         |         |                      |       |  |
| POPULATION BY SPONSOR SERVICE BRANCH                |        |         |         |         |         |         |                      |       |  |
| SPONSOR   | ACTIVE | DEPS OF | MED ELG | DEPS OF |         | DEPS OF |                      |       |  |
| SERVICE   | DUTY   | ACT DTY | NG/RES  | NG/RES  | RETIRED | RETIRED | SURVIVR              | TOTAL |  |
| ARMY  | 158    | 1103    | 337     | 230     | 4027    | 3887    | 1384                 | 11126 |  |
| NAVY  | 7275   | 9993    | 1055    | 1357    | 10604   | 11685   | 2619                 | 44588 |  |
| AFLOAT  | 11057  | 9384    |         |         |         |         |                      | 20441 |  |
| USMC  | 573    | 1049    | 1       | 124     | 867     | 879     | 217                  | 3710  |  |
| USAF  | 778    | 1372    | 124     | 130     | 3628    | 3645    | 701                  | 10378 |  |
| USCG  | 792    | 649     | 7       | 3       | 500     | 614     | 112                  | 2677  |  |
| OTHER   | 14     | 30      | 0       | 0       | 46      | 53      | 24                   | 167   |  |
| TOTAL   | 20647  | 23580   | 1524    | 1844    | 19672   | 20763   | 5057                 | 93087 |  |

| RAPS POPULATION PROJECTION REPORT                   |        |         |         |         |         |         | MAY 24, 1994         |       |  |
|---|--------|---------|---------|---------|---------|---------|----------------------|-------|--|
| FY94 BASED UPON FY93 BASELINE                       |        |         |         |         |         |         | 16:53:16             |       |  |
| V 6.01 03/30/94 RETAINED HISTORICAL CATCHMENT AREAS |        |         |         |         |         |         | BRAC III.03 03/15/94 |       |  |
| 652nd MED GRPMC CLELLAN AFB                         |        |         |         |         |         |         |                      |       |  |
| ( SAN FRANCISCO SERVICE AREA )                      |        |         |         |         |         |         |                      |       |  |
| POPULATION BY SPONSOR SERVICE BRANCH                |        |         |         |         |         |         |                      |       |  |
| SPONSOR   | ACTIVE | DEPS OF | MED ELG | DEPS OF |         | DEPS OF |                      |       |  |
| SERVICE   | DUTY   | ACT DTY | NG/RES  | NG/RES  | RETIRED | RETIRED | SURVIVR              | TOTAL |  |
| ARMY  | 609    | 1272    | 549     | 361     | 3191    | 3685    | 875                  | 10542 |  |
| NAVY  | 20     | 521     | 2       | 81      | 2854    | 3242    | 606                  | 7326  |  |
| AFLOAT  | 0      | 441     |         |         |         |         |                      | 441   |  |
| USMC  | 107    | 227     | 0       | 9       | 522     | 630     | 118                  | 1613  |  |
| USAF  | 3186   | 6584    | 23      | 65      | 12425   | 15016   | 2324                 | 39623 |  |
| USCG  | 170    | 387     | 0       | 0       | 192     | 263     | 28                   | 1040  |  |
| OTHER   | 24     | 54      | 0       | 0       | 14      | 12      | 38                   | 142   |  |
| TOTAL   | 4116   | 9486    | 574     | 516     | 19198   | 22848   | 3989                 | 60727 |  |

| RAPS POPULATION PROJECTION REPORT                         |             |                 |                |                | MAY 24, 1994         |                 |            |              |
|---|-------------|-----------------|----------------|----------------|----------------------|-----------------|------------|--------------|
| FY94 BASED UPON FY93 BASELINE                             |             |                 |                |                | 16:53:16             |                 |            |              |
| V 6.01 03/30/94 RETAINED HISTORICAL CATCHMENT AREAS       |             |                 |                |                | BRAC III.03 03/15/94 |                 |            |              |
| 9th MEDICAL GROUP BEALE<br>( SAN FRANCISCO SERVICE AREA ) |             |                 |                |                |                      |                 |            |              |
| POPULATION BY SPONSOR SERVICE BRANCH                      |             |                 |                |                |                      |                 |            |              |
| SPONSOR SERVICE   | ACTIVE DUTY | DEPS OF ACT DTY | MED ELG NG/RES | DEPS OF NG/RES | RETIRED              | DEPS OF RETIRED | SURVIVR    | TOTAL        |
| ARMY  | 2           | 162             | 21             | 50             | 612                  | 651             | 166        | 1664         |
| NAVY  | 0           | 64              | 0              | 5              | 926                  | 863             | 180        | 2038         |
| AFLOAT  | 0           | 44              |                |                |                      |                 |            | 44           |
| USMC  | 0           | 30              | 0              | 0              | 166                  | 188             | 30         | 414          |
| USAF  | 3565        | 4728            | 0              | 2              | 2629                 | 3410            | 338        | 14672        |
| USCG  | 0           | 25              | 0              | 0              | 53                   | 63              | 10         | 151          |
| OTHER   | 3           | 5               | 0              | 0              | 1                    | 1               | 5          | 15           |
| <b>TOTAL</b>  | <b>3570</b> | <b>5058</b>     | <b>21</b>      | <b>57</b>      | <b>4387</b>          | <b>5176</b>     | <b>729</b> | <b>18998</b> |

| RAPS POPULATION PROJECTION REPORT                   |             |                 |                |                | MAY 24, 1994         |                 |            |              |
|---|-------------|-----------------|----------------|----------------|----------------------|-----------------|------------|--------------|
| FY94 BASED UPON FY93 BASELINE                       |             |                 |                |                | 16:53:16             |                 |            |              |
| V 6.01 03/30/94 RETAINED HISTORICAL CATCHMENT AREAS |             |                 |                |                | BRAC III.03 03/15/94 |                 |            |              |
| 93rd MEDICAL GROUP CASTLE                           |             |                 |                |                |                      |                 |            |              |
| POPULATION BY SPONSOR SERVICE BRANCH                |             |                 |                |                |                      |                 |            |              |
| SPONSOR SERVICE                                     | ACTIVE DUTY | DEPS OF ACT DTY | MED ELG NG/RES | DEPS OF NG/RES | RETIRED              | DEPS OF RETIRED | SURVIVR    | TOTAL        |
| ARMY  | 3           | 299             | 42             | 91             | 736                  | 858             | 210        | 2239         |
| NAVY  | 7           | 194             | 0              | 15             | 861                  | 986             | 201        | 2264         |
| AFLOAT  | 0           | 228             |                |                |                      |                 |            | 228          |
| USMC  | 1           | 114             | 0              | 2              | 137                  | 169             | 24         | 447          |
| USAF  | 3979        | 6875            | 2              | 31             | 3065                 | 4212            | 544        | 18708        |
| USCG  | 0           | 22              | 0              | 0              | 51                   | 50              | 6          | 129          |
| OTHER   | 0           | 0               | 0              | 0              | 1                    | 0               | 5          | 6            |
| <b>TOTAL</b>  | <b>3990</b> | <b>7732</b>     | <b>44</b>      | <b>139</b>     | <b>4851</b>          | <b>6275</b>     | <b>990</b> | <b>24021</b> |

| RAPS POPULATION PROJECTION REPORT                   |             |                 |                |                |         |                 |         | MAY 24, 1994         |  |
|---|-------------|-----------------|----------------|----------------|---------|-----------------|---------|----------------------|--|
| FY94 BASED UPON FY93 BASELINE                       |             |                 |                |                |         |                 |         | 16:53:16             |  |
| V 6.01 03/30/94 RETAINED HISTORICAL CATCHMENT AREAS |             |                 |                |                |         |                 |         | BRAC III.03 03/15/94 |  |
| DAVID GRANT USAF MED CTR                            |             |                 |                |                |         |                 |         |                      |  |
| ( SAN FRANCISCO SERVICE AREA )                      |             |                 |                |                |         |                 |         |                      |  |
| POPULATION BY SPONSOR SERVICE BRANCH                |             |                 |                |                |         |                 |         |                      |  |
| SPONSOR SERVICE                                     | ACTIVE DUTY | DEPS OF ACT DTY | MED ELG NG/RES | DEPS OF NG/RES | RETIRED | DEPS OF RETIRED | SURVIVR | TOTAL                |  |
| ARMY  | 25          | 466             | 83             | 102            | 1392    | 1546            | 535     | 4149                 |  |
| NAVY  | 70          | 1527            | 0              | 99             | 2556    | 4344            | 630     | 9226                 |  |
| AFLOAT  | 450         | 1284            |                |                |         |                 |         | 1734                 |  |
| USMC  | 1           | 151             | 0              | 0              | 195     | 242             | 56      | 645                  |  |
| USAF  | 7453        | 10991           | 144            | 57             | 6769    | 8810            | 1381    | 35605                |  |
| USCG  | 42          | 357             | 0              | 0              | 181     | 339             | 14      | 933                  |  |
| OTHER   | 1           | 26              | 0              | 0              | 13      | 13              | 16      | 69                   |  |
| TOTAL   | 8042        | 14802           | 227            | 258            | 11106   | 15294           | 2632    | 52361                |  |

| RAPS POPULATION PROJECTION REPORT                   |             |                 |                |                |         |                 |         | MAY 24, 1994         |  |
|---|-------------|-----------------|----------------|----------------|---------|-----------------|---------|----------------------|--|
| FY94 BASED UPON FY93 BASELINE                       |             |                 |                |                |         |                 |         | 16:53:16             |  |
| V 6.01 03/30/94 RETAINED HISTORICAL CATCHMENT AREAS |             |                 |                |                |         |                 |         | BRAC III.03 03/15/94 |  |
| TOTAL HS REGION 10                                  |             |                 |                |                |         |                 |         |                      |  |
| USAF NONCATCHMENT BENEFICIARIES                     |             |                 |                |                |         |                 |         |                      |  |
| POPULATION BY SPONSOR SERVICE BRANCH                |             |                 |                |                |         |                 |         |                      |  |
| SPONSOR SERVICE                                     | ACTIVE DUTY | DEPS OF ACT DTY | MED ELG NG/RES | DEPS OF NG/RES | RETIRED | DEPS OF RETIRED | SURVIVR | TOTAL                |  |
| ARMY  | 0           | 0               | 0              | 0              | 0       | 0               | 0       | 0                    |  |
| NAVY  | 0           | 0               | 0              | 0              | 0       | 0               | 0       | 0                    |  |
| USMC  | 0           | 0               | 0              | 0              | 0       | 0               | 0       | 0                    |  |
| USAF  | 84          | 259             | 1              | 59             | 2607    | 2401            | 387     | 5798                 |  |
| USCG  | 0           | 0               | 0              | 0              | 0       | 0               | 0       | 0                    |  |
| OTHER   | 0           | 0               | 0              | 0              | 0       | 0               | 0       | 0                    |  |
| TOTAL   | 84          | 259             | 1              | 59             | 2607    | 2401            | 387     | 5798                 |  |

| RAPS POPULATION PROJECTION REPORT                   |             |                 |                |                |         |                 |         | MAY 24, 1994         |  |
|---|-------------|-----------------|----------------|----------------|---------|-----------------|---------|----------------------|--|
| FY95 BASED UPON FY93 BASELINE                       |             |                 |                |                |         |                 |         | 16:53:16             |  |
| V 6.01 03/30/94 RETAINED HISTORICAL CATCHMENT AREAS |             |                 |                |                |         |                 |         | BRAC III.03 03/15/94 |  |
| HAYS ACHFT ORD                                      |             |                 |                |                |         |                 |         |                      |  |
| POPULATION BY SPONSOR SERVICE BRANCH                |             |                 |                |                |         |                 |         |                      |  |
| SPONSOR SERVICE                                     | ACTIVE DUTY | DEPS OF ACT DTY | MED ELG NG/RES | DEPS OF NG/RES | RETIRED | DEPS OF RETIRED | SURVIVR | TOTAL                |  |
| ARMY  | 1214        | 3684            | 48             | 124            | 4527    | 5451            | 1777    | 16825                |  |
| NAVY  | 1901        | 2640            | 45             | 118            | 1425    | 1515            | 394     | 8039                 |  |
| AFLOAT  | 0           | 541             |                |                |         |                 |         | 541                  |  |
| USMC  | 250         | 517             | 0              | 0              | 183     | 230             | 34      | 1214                 |  |
| USAF  | 620         | 801             | 1              | 17             | 876     | 892             | 203     | 3410                 |  |
| USCG  | 102         | 223             | 1              | 0              | 61      | 74              | 16      | 477                  |  |
| OTHER   | 3           | 4               | 0              | 0              | 8       | 8               | 16      | 39                   |  |
| TOTAL   | 4090        | 8410            | 95             | 259            | 7081    | 8170            | 2440    | 30545                |  |

| RAPS POPULATION PROJECTION REPORT                        |             |                 |                |                |         |                 |         | MAY 24, 1994         |  |
|--|-------------|-----------------|----------------|----------------|---------|-----------------|---------|----------------------|--|
| FY95 BASED UPON FY93 BASELINE                            |             |                 |                |                |         |                 |         | 16:53:16             |  |
| V 6.01 03/30/94 RETAINED HISTORICAL CATCHMENT AREAS      |             |                 |                |                |         |                 |         | BRAC III.03 03/15/94 |  |
| LETTERMAN US ARMY HOSP<br>( SAN FRANCISCO SERVICE AREA ) |             |                 |                |                |         |                 |         |                      |  |
| POPULATION BY SPONSOR SERVICE BRANCH                     |             |                 |                |                |         |                 |         |                      |  |
| SPONSOR SERVICE  | ACTIVE DUTY | DEPS OF ACT DTY | MED ELG NG/RES | DEPS OF NG/RES | RETIRED | DEPS OF RETIRED | SURVIVR | TOTAL                |  |
| ARMY   | 1           | 9               | 258            | 394            | 3978    | 3780            | 1767    | 10187                |  |
| NAVY   | 52          | 512             | 2              | 58             | 2954    | 2250            | 962     | 6790                 |  |
| AFLOAT   | 53          | 426             |                |                |         |                 |         | 479                  |  |
| USMC   | 31          | 94              | 0              | 10             | 356     | 268             | 89      | 848                  |  |
| USAF   | 13          | 178             | 0              | 14             | 1828    | 1582            | 484     | 4099                 |  |
| USCG   | 1049        | 2329            | 2              | 0              | 243     | 306             | 79      | 4008                 |  |
| OTHER  | 49          | 64              | 0              | 0              | 61      | 55              | 14      | 243                  |  |
| TOTAL  | 1248        | 3612            | 262            | 476            | 9420    | 8241            | 3395    | 26654                |  |

| RAPS POPULATION PROJECTION REPORT                   |             |                 |                |                |        |                |         | MAY 24, 1994         |  |
|---|-------------|-----------------|----------------|----------------|--------|----------------|---------|----------------------|--|
| FY95 BASED UPON FY93 BASELINE                       |             |                 |                |                |        |                |         | 16:53:16             |  |
| V 6.01 03/30/94 RETAINED HISTORICAL CATCHMENT AREAS |             |                 |                |                |        |                |         | BRAC III.03 03/15/94 |  |
| NH LEMOORE  |             |                 |                |                |        |                |         |                      |  |
| POPULATION BY SPONSOR SERVICE BRANCH                |             |                 |                |                |        |                |         |                      |  |
| SPONSOR SERVICE                                     | ACTIVE DUTY | DEPS OF ACT DTY | MED ELG NG/RES | DEPS OF NG/RES | RETIRE | DEPS OF RETIRE | SURVIVR | TOTAL                |  |
| ARMY  | 16          | 385             | 174            | 131            | 868    | 887            | 233     | 2694                 |  |
| NAVY  | 2048        | 3761            | 187            | 351            | 1924   | 2828           | 391     | 11490                |  |
| AFLOAT  | 1933        | 3231            |                |                |        |                |         | 5164                 |  |
| USMC  | 225         | 503             | 0              | 40             | 248    | 329            | 26      | 1371                 |  |
| USAF  | 9           | 127             | 79             | 117            | 973    | 1035           | 185     | 2525                 |  |
| USCG  | 3           | 50              | 0              | 1              | 38     | 32             | 10      | 134                  |  |
| OTHER   | 0           | 2               | 0              | 0              | 3      | 1              | 6       | 12                   |  |
| TOTAL   | 4234        | 8059            | 440            | 640            | 4054   | 5112           | 851     | 23390                |  |

| RAPS POPULATION PROJECTION REPORT                   |             |                 |                |                |        |                |         | MAY 24, 1994         |  |
|---|-------------|-----------------|----------------|----------------|--------|----------------|---------|----------------------|--|
| FY95 BASED UPON FY93 BASELINE                       |             |                 |                |                |        |                |         | 16:53:16             |  |
| V 6.01 03/30/94 RETAINED HISTORICAL CATCHMENT AREAS |             |                 |                |                |        |                |         | BRAC III.03 03/15/94 |  |
| NH OAKLAND  |             |                 |                |                |        |                |         |                      |  |
| ( SAN FRANCISCO SERVICE AREA )                      |             |                 |                |                |        |                |         |                      |  |
| POPULATION BY SPONSOR SERVICE BRANCH                |             |                 |                |                |        |                |         |                      |  |
| SPONSOR SERVICE                                     | ACTIVE DUTY | DEPS OF ACT DTY | MED ELG NG/RES | DEPS OF NG/RES | RETIRE | DEPS OF RETIRE | SURVIVR | TOTAL                |  |
| ARMY  | 176         | 1117            | 326            | 224            | 4102   | 3914           | 1449    | 11308                |  |
| NAVY  | 6484        | 8644            | 1044           | 1344           | 10762  | 11713          | 2736    | 42727                |  |
| AFLOAT  | 9853        | 8119            |                |                |        |                |         | 17972                |  |
| USMC  | 561         | 1026            | 1              | 120            | 870    | 879            | 223     | 3680                 |  |
| USAF  | 753         | 1326            | 126            | 132            | 3669   | 3655           | 728     | 10389                |  |
| USCG  | 792         | 649             | 7              | 3              | 504    | 614            | 117     | 2686                 |  |
| OTHER   | 14          | 30              | 0              | 0              | 47     | 54             | 25      | 170                  |  |
| TOTAL   | 18633       | 20911           | 1504           | 1823           | 19954  | 20829          | 5278    | 88932                |  |

| RAPS POPULATION PROJECTION REPORT                   |             |                 |                |                |         |                 |         | MAY 24, 1994         |  |
|---|-------------|-----------------|----------------|----------------|---------|-----------------|---------|----------------------|--|
| FY95 BASED UPON FY93 BASELINE                       |             |                 |                |                |         |                 |         | 16:53:16             |  |
| V 6.01 03/30/94 RETAINED HISTORICAL CATCHMENT AREAS |             |                 |                |                |         |                 |         | BRAC III.03 03/15/94 |  |
| 652nd MED GRPMC CLELLAN AFB                         |             |                 |                |                |         |                 |         |                      |  |
| ( SAN FRANCISCO SERVICE AREA )                      |             |                 |                |                |         |                 |         |                      |  |
| POPULATION BY SPONSOR SERVICE BRANCH                |             |                 |                |                |         |                 |         |                      |  |
| SPONSOR SERVICE                                     | ACTIVE DUTY | DEPS OF ACT DTY | MED ELG NG/RES | DEPS OF NG/RES | RETIRED | DEPS OF RETIRED | SURVIVR | TOTAL                |  |
| ARMY  | 677         | 1288            | 528            | 349            | 3232    | 3690            | 911     | 10675                |  |
| NAVY  | 19          | 509             | 2              | 81             | 2894    | 3249            | 633     | 7387                 |  |
| AFLOAT  | 0           | 431             |                |                |         |                 |         | 431                  |  |
| USMC  | 105         | 222             | 0              | 9              | 523     | 629             | 122     | 1610                 |  |
| USAF  | 2463        | 5083            | 23             | 67             | 12481   | 15016           | 2408    | 37541                |  |
| USCG  | 170         | 387             | 0              | 0              | 192     | 264             | 29      | 1042                 |  |
| OTHER   | 24          | 54              | 0              | 0              | 15      | 12              | 38      | 143                  |  |
| TOTAL   | 3458        | 7974            | 553            | 506            | 19337   | 22860           | 4141    | 58829                |  |

| RAPS POPULATION PROJECTION REPORT                   |             |                 |                |                |         |                 |         | MAY 24, 1994         |  |
|---|-------------|-----------------|----------------|----------------|---------|-----------------|---------|----------------------|--|
| FY95 BASED UPON FY93 BASELINE                       |             |                 |                |                |         |                 |         | 16:53:16             |  |
| V 6.01 03/30/94 RETAINED HISTORICAL CATCHMENT AREAS |             |                 |                |                |         |                 |         | BRAC III.03 03/15/94 |  |
| 9th MEDICAL GROUP BEALE                             |             |                 |                |                |         |                 |         |                      |  |
| ( SAN FRANCISCO SERVICE AREA )                      |             |                 |                |                |         |                 |         |                      |  |
| POPULATION BY SPONSOR SERVICE BRANCH                |             |                 |                |                |         |                 |         |                      |  |
| SPONSOR SERVICE                                     | ACTIVE DUTY | DEPS OF ACT DTY | MED ELG NG/RES | DEPS OF NG/RES | RETIRED | DEPS OF RETIRED | SURVIVR | TOTAL                |  |
| ARMY  | 2           | 164             | 20             | 47             | 624     | 651             | 175     | 1683                 |  |
| NAVY  | 0           | 63              | 0              | 5              | 949     | 873             | 188     | 2078                 |  |
| AFLOAT  | 0           | 42              |                |                |         |                 |         | 42                   |  |
| USMC  | 0           | 29              | 0              | 0              | 169     | 188             | 31      | 417                  |  |
| USAF  | 3447        | 4568            | 0              | 2              | 2635    | 3402            | 347     | 14401                |  |
| USCG  | 0           | 25              | 0              | 0              | 55      | 64              | 11      | 155                  |  |
| OTHER   | 3           | 5               | 0              | 0              | 1       | 1               | 6       | 16                   |  |
| TOTAL   | 3452        | 4896            | 20             | 54             | 4433    | 5179            | 758     | 18792                |  |

| RAPS POPULATION PROJECTION REPORT                   |             |                 |                |                |         |                 |         | MAY 24, 1994         |  |
|---|-------------|-----------------|----------------|----------------|---------|-----------------|---------|----------------------|--|
| FY95 BASED UPON FY93 BASELINE                       |             |                 |                |                |         |                 |         | 16:53:16             |  |
| V 6.01 03/30/94 RETAINED HISTORICAL CATCHMENT AREAS |             |                 |                |                |         |                 |         | BRAC III.03 03/15/94 |  |
| 93rd MEDICAL GROUPOCASTLE                           |             |                 |                |                |         |                 |         |                      |  |
| POPULATION BY SPONSOR SERVICE BRANCH                |             |                 |                |                |         |                 |         |                      |  |
| SPONSOR SERVICE                                     | ACTIVE DUTY | DEPS OF ACT DTY | MED ELG NG/RES | DEPS OF NG/RES | RETIRED | DEPS OF RETIRED | SURVIVR | TOTAL                |  |
| ARMY  | 3           | 285             | 40             | 88             | 742     | 860             | 217     | 2235                 |  |
| NAVY  | 6           | 189             | 0              | 15             | 872     | 989             | 208     | 2279                 |  |
| AFLOAT  | 0           | 223             |                |                |         |                 |         | 223                  |  |
| USMC  | 1           | 111             | 0              | 2              | 138     | 168             | 24      | 444                  |  |
| USAF  | 0           | 17              | 2              | 31             | 3065    | 4195            | 560     | 7870                 |  |
| USCG  | 0           | 22              | 0              | 0              | 52      | 51              | 7       | 132                  |  |
| OTHER   | 0           | 0               | 0              | 0              | 1       | 0               | 5       | 6                    |  |
| TOTAL   | 10          | 847             | 42             | 136            | 4870    | 6263            | 1021    | 13189                |  |

| RAPS POPULATION PROJECTION REPORT                          |             |                 |                |                |         |                 |         | MAY 24, 1994         |  |
|--|-------------|-----------------|----------------|----------------|---------|-----------------|---------|----------------------|--|
| FY95 BASED UPON FY93 BASELINE                              |             |                 |                |                |         |                 |         | 16:53:16             |  |
| V 6.01 03/30/94 RETAINED HISTORICAL CATCHMENT AREAS        |             |                 |                |                |         |                 |         | BRAC III.03 03/15/94 |  |
| DAVID GRANT USAF MED CTR<br>( SAN FRANCISCO SERVICE AREA ) |             |                 |                |                |         |                 |         |                      |  |
| POPULATION BY SPONSOR SERVICE BRANCH                       |             |                 |                |                |         |                 |         |                      |  |
| SPONSOR SERVICE  | ACTIVE DUTY | DEPS OF ACT DTY | MED ELG NG/RES | DEPS OF NG/RES | RETIRED | DEPS OF RETIRED | SURVIVR | TOTAL                |  |
| ARMY   | 27          | 472             | 80             | 100            | 1421    | 1552            | 558     | 4210                 |  |
| NAVY   | 68          | 1493            | 0              | 98             | 2573    | 4333            | 658     | 9223                 |  |
| AFLOAT   | 440         | 1255            |                |                |         |                 |         | 1695                 |  |
| USMC   | 1           | 148             | 0              | 0              | 196     | 242             | 58      | 645                  |  |
| USAF   | 7207        | 10621           | 148            | 57             | 6791    | 8801            | 1428    | 35053                |  |
| USCG   | 42          | 357             | 0              | 0              | 180     | 335             | 14      | 928                  |  |
| OTHER  | 1           | 26              | 0              | 0              | 14      | 13              | 17      | 71                   |  |
| TOTAL  | 7786        | 14372           | 228            | 255            | 11175   | 15276           | 2733    | 51825                |  |



| RAPS POPULATION PROJECTION REPORT  |             |                 |                |                |         |                 |         |       |
|--|-------------|-----------------|----------------|----------------|---------|-----------------|---------|-------|
| MAY 24, 1994   |             |                 |                |                |         |                 |         |       |
| FY95 BASED UPON FY93 BASELINE  |             |                 |                |                |         |                 |         |       |
| 16:53:16   |             |                 |                |                |         |                 |         |       |
| V 6.01 03/30/94 RETAINED HISTORICAL CATCHMENT AREAS BRAC III.03 03/15/94 |             |                 |                |                |         |                 |         |       |
| TOTAL HS REGION 10   |             |                 |                |                |         |                 |         |       |
| USAF NONCATCHMENT BENEFICIARIES  |             |                 |                |                |         |                 |         |       |
| POPULATION BY SPONSOR SERVICE BRANCH                                     |             |                 |                |                |         |                 |         |       |
| SPONSOR SERVICE  | ACTIVE DUTY | DEPS OF ACT DTY | MED ELG NG/RES | DEPS OF NG/RES | RETIRED | DEPS OF RETIRED | SURVIVR | TOTAL |
| ARMY   | 0           | 0               | 0              | 0              | 0       | 0               | 0       | 0     |
| NAVY   | 0           | 0               | 0              | 0              | 0       | 0               | 0       | 0     |
| USMC   | 0           | 0               | 0              | 0              | 0       | 0               | 0       | 0     |
| USAF   | 81          | 251             | 1              | 59             | 2644    | 2414            | 401     | 5851  |
| USCG   | 0           | 0               | 0              | 0              | 0       | 0               | 0       | 0     |
| OTHER  | 0           | 0               | 0              | 0              | 0       | 0               | 0       | 0     |
| TOTAL  | 81          | 251             | 1              | 59             | 2644    | 2414            | 401     | 5851  |

| RAPS POPULATION PROJECTION REPORT  |             |                 |                |                |         |                 |         |       |
|--|-------------|-----------------|----------------|----------------|---------|-----------------|---------|-------|
| MAY 24, 1994   |             |                 |                |                |         |                 |         |       |
| FY96 BASED UPON FY93 BASELINE  |             |                 |                |                |         |                 |         |       |
| 16:53:16   |             |                 |                |                |         |                 |         |       |
| V 6.01 03/30/94 RETAINED HISTORICAL CATCHMENT AREAS BRAC III.03 03/15/94 |             |                 |                |                |         |                 |         |       |
| HAYS ACHFT ORD   |             |                 |                |                |         |                 |         |       |
| POPULATION BY SPONSOR SERVICE BRANCH                                     |             |                 |                |                |         |                 |         |       |
| SPONSOR SERVICE  | ACTIVE DUTY | DEPS OF ACT DTY | MED ELG NG/RES | DEPS OF NG/RES | RETIRED | DEPS OF RETIRED | SURVIVR | TOTAL |
| ARMY   | 1202        | 3649            | 45             | 121            | 4589    | 5475            | 1853    | 16934 |
| NAVY   | 2029        | 2757            | 45             | 115            | 1450    | 1530            | 414     | 8340  |
| AFLOAT   | 0           | 565             |                |                |         |                 |         | 565   |
| USMC   | 242         | 499             | 0              | 0              | 185     | 230             | 36      | 1192  |
| USAF   | 634         | 819             | 1              | 17             | 890     | 900             | 213     | 3474  |
| USCG   | 102         | 223             | 1              | 0              | 60      | 74              | 17      | 477   |
| OTHER  | 3           | 4               | 0              | 0              | 8       | 8               | 16      | 39    |
| TOTAL  | 4212        | 8516            | 92             | 253            | 7182    | 8217            | 2549    | 31021 |

| RAPS POPULATION PROJECTION REPORT                   |             |                 |                |                |         |                 |         | MAY 24, 1994         |  |
|---|-------------|-----------------|----------------|----------------|---------|-----------------|---------|----------------------|--|
| FY96 BASED UPON FY93 BASELINE                       |             |                 |                |                |         |                 |         | 16:53:16             |  |
| V 6.01 03/30/94 RETAINED HISTORICAL CATCHMENT AREAS |             |                 |                |                |         |                 |         | BRAC III.03 03/15/94 |  |
| LETTERMAN US ARMY HOSP                              |             |                 |                |                |         |                 |         |                      |  |
| ( SAN FRANCISCO SERVICE AREA )                      |             |                 |                |                |         |                 |         |                      |  |
| POPULATION BY SPONSOR SERVICE BRANCH                |             |                 |                |                |         |                 |         |                      |  |
| SPONSOR SERVICE                                     | ACTIVE DUTY | DEPS OF ACT DTY | MED ELG NG/RES | DEPS OF NG/RES | RETIRED | DEPS OF RETIRED | SURVIVR | TOTAL                |  |
| ARMY  | 1           | 9               | 254            | 386            | 4061    | 3819            | 1861    | 10391                |  |
| NAVY  | 56          | 535             | 2              | 58             | 3021    | 2279            | 1013    | 6964                 |  |
| AFLOAT  | 57          | 445             |                |                |         |                 |         | 502                  |  |
| USMC  | 30          | 91              | 0              | 10             | 362     | 270             | 94      | 857                  |  |
| USAF  | 13          | 182             | 0              | 14             | 1863    | 1601            | 508     | 4181                 |  |
| USCG  | 1049        | 2329            | 2              | 0              | 245     | 306             | 83      | 4014                 |  |
| OTHER   | 49          | 64              | 0              | 0              | 61      | 55              | 14      | 243                  |  |
| TOTAL   | 1255        | 3655            | 258            | 468            | 9613    | 8330            | 3573    | 27152                |  |

| RAPS POPULATION PROJECTION REPORT                   |             |                 |                |                |         |                 |         | MAY 24, 1994         |  |
|---|-------------|-----------------|----------------|----------------|---------|-----------------|---------|----------------------|--|
| FY96 BASED UPON FY93 BASELINE                       |             |                 |                |                |         |                 |         | 16:53:16             |  |
| V 6.01 03/30/94 RETAINED HISTORICAL CATCHMENT AREAS |             |                 |                |                |         |                 |         | BRAC III.03 03/15/94 |  |
| NH LEMOORE  |             |                 |                |                |         |                 |         |                      |  |
| POPULATION BY SPONSOR SERVICE BRANCH                |             |                 |                |                |         |                 |         |                      |  |
| SPONSOR SERVICE                                     | ACTIVE DUTY | DEPS OF ACT DTY | MED ELG NG/RES | DEPS OF NG/RES | RETIRED | DEPS OF RETIRED | SURVIVR | TOTAL                |  |
| ARMY  | 15          | 381             | 170            | 129            | 876     | 888             | 240     | 2699                 |  |
| NAVY  | 2185        | 3927            | 184            | 349            | 1927    | 2818            | 398     | 11788                |  |
| AFLOAT  | 2062        | 3374            |                |                |         |                 |         | 5436                 |  |
| USMC  | 218         | 486             | 0              | 40             | 249     | 329             | 27      | 1349                 |  |
| USAF  | 9           | 130             | 79             | 117            | 980     | 1037            | 192     | 2544                 |  |
| USCG  | 3           | 50              | 0              | 1              | 38      | 32              | 10      | 134                  |  |
| OTHER   | 0           | 2               | 0              | 0              | 3       | 1               | 7       | 13                   |  |
| TOTAL   | 4492        | 8350            | 433            | 636            | 4073    | 5105            | 874     | 23963                |  |

| RAPS POPULATION PROJECTION REPORT                   |             |                 |                |                |         |                 |         | MAY 24, 1994         |  |
|---|-------------|-----------------|----------------|----------------|---------|-----------------|---------|----------------------|--|
| FY96 BASED UPON FY93 BASELINE                       |             |                 |                |                |         |                 |         | 16:53:16             |  |
| V 6.01 03/30/94 RETAINED HISTORICAL CATCHMENT AREAS |             |                 |                |                |         |                 |         | BRAC III.03 03/15/94 |  |
| NH OAKLAND  |             |                 |                |                |         |                 |         |                      |  |
| ( SAN FRANCISCO SERVICE AREA )                      |             |                 |                |                |         |                 |         |                      |  |
| POPULATION BY SPONSOR SERVICE BRANCH                |             |                 |                |                |         |                 |         |                      |  |
| SPONSOR SERVICE                                     | ACTIVE DUTY | DEPS OF ACT DTY | MED ELG NG/RES | DEPS OF NG/RES | RETIRED | DEPS OF RETIRED | SURVIVR | TOTAL                |  |
| ARMY  | 174         | 1106            | 321            | 217            | 4171    | 3939            | 1513    | 11441                |  |
| NAVY  | 737         | 0               | 1032           | 1325           | 10898   | 11749           | 2853    | 28594                |  |
| AFLOAT  | 1122        | 0               |                |                |         |                 |         | 1122                 |  |
| USMC  | 542         | 991             | 1              | 120            | 874     | 877             | 230     | 3635                 |  |
| USAF  | 770         | 1355            | 126            | 132            | 3705    | 3671            | 757     | 10516                |  |
| USCG  | 792         | 649             | 7              | 3              | 508     | 616             | 122     | 2697                 |  |
| OTHER   | 14          | 30              | 0              | 0              | 47      | 54              | 25      | 170                  |  |
| TOTAL   | 4151        | 4131            | 1487           | 1797           | 20203   | 20906           | 5500    | 58175                |  |

| RAPS POPULATION PROJECTION REPORT                   |             |                 |                |                |         |                 |         | MAY 24, 1994         |  |
|---|-------------|-----------------|----------------|----------------|---------|-----------------|---------|----------------------|--|
| FY96 BASED UPON FY93 BASELINE                       |             |                 |                |                |         |                 |         | 16:53:16             |  |
| V 6.01 03/30/94 RETAINED HISTORICAL CATCHMENT AREAS |             |                 |                |                |         |                 |         | BRAC III.03 03/15/94 |  |
| 652nd MED GRPMC CLELLAN AFB                         |             |                 |                |                |         |                 |         |                      |  |
| ( SAN FRANCISCO SERVICE AREA )                      |             |                 |                |                |         |                 |         |                      |  |
| POPULATION BY SPONSOR SERVICE BRANCH                |             |                 |                |                |         |                 |         |                      |  |
| SPONSOR SERVICE                                     | ACTIVE DUTY | DEPS OF ACT DTY | MED ELG NG/RES | DEPS OF NG/RES | RETIRED | DEPS OF RETIRED | SURVIVR | TOTAL                |  |
| ARMY  | 670         | 1275            | 521            | 344            | 3267    | 3700            | 947     | 10724                |  |
| NAVY  | 21          | 532             | 2              | 79             | 2930    | 3263            | 660     | 7487                 |  |
| AFLOAT  | 0           | 450             |                |                |         |                 |         | 450                  |  |
| USMC  | 101         | 215             | 0              | 9              | 525     | 627             | 126     | 1603                 |  |
| USAF  | 2521        | 5197            | 23             | 66             | 12543   | 15037           | 2494    | 37881                |  |
| USCG  | 170         | 387             | 0              | 0              | 192     | 264             | 28      | 1041                 |  |
| OTHER   | 24          | 54              | 0              | 0              | 15      | 13              | 38      | 144                  |  |
| TOTAL   | 3507        | 8110            | 546            | 498            | 19472   | 22904           | 4293    | 59330                |  |

| RAPS POPULATION PROJECTION REPORT MAY 24, 1994                           |             |                 |                |                |             |                 |            |              |
|--|-------------|-----------------|----------------|----------------|-------------|-----------------|------------|--------------|
| FY96 BASED UPON FY93 BASELINE 16:53:16                                   |             |                 |                |                |             |                 |            |              |
| V 6.01 03/30/94 RETAINED HISTORICAL CATCHMENT AREAS BRAC III.03 03/15/94 |             |                 |                |                |             |                 |            |              |
| 9th MEDICAL GROUP BEALE<br>( SAN FRANCISCO SERVICE AREA )                |             |                 |                |                |             |                 |            |              |
| POPULATION BY SPONSOR SERVICE BRANCH                                     |             |                 |                |                |             |                 |            |              |
| SPONSOR SERVICE  | ACTIVE DUTY | DEPS OF ACT DTY | MED ELG NG/RES | DEPS OF NG/RES | RETIRED     | DEPS OF RETIRED | SURVIVR    | TOTAL        |
| ARMY   | 2           | 163             | 20             | 45             | 634         | 655             | 182        | 1701         |
| NAVY   | 0           | 66              | 0              | 5              | 967         | 882             | 196        | 2116         |
| AFLOAT   | 0           | 44              |                |                |             |                 |            | 44           |
| USMC   | 0           | 28              | 0              | 0              | 171         | 186             | 33         | 418          |
| USAF   | 3529        | 4670            | 0              | 2              | 2643        | 3401            | 357        | 14602        |
| USCG   | 0           | 25              | 0              | 0              | 55          | 64              | 11         | 155          |
| OTHER  | 3           | 5               | 0              | 0              | 1           | 1               | 6          | 16           |
| <b>TOTAL</b>   | <b>3534</b> | <b>5001</b>     | <b>20</b>      | <b>52</b>      | <b>4471</b> | <b>5189</b>     | <b>785</b> | <b>19052</b> |

| RAPS POPULATION PROJECTION REPORT MAY 24, 1994                           |             |                 |                |                |             |                 |             |              |
|--|-------------|-----------------|----------------|----------------|-------------|-----------------|-------------|--------------|
| FY96 BASED UPON FY93 BASELINE 16:53:16                                   |             |                 |                |                |             |                 |             |              |
| V 6.01 03/30/94 RETAINED HISTORICAL CATCHMENT AREAS BRAC III.03 03/15/94 |             |                 |                |                |             |                 |             |              |
| 93rd MEDICAL GROUP CASTLE  |             |                 |                |                |             |                 |             |              |
| POPULATION BY SPONSOR SERVICE BRANCH                                     |             |                 |                |                |             |                 |             |              |
| SPONSOR SERVICE  | ACTIVE DUTY | DEPS OF ACT DTY | MED ELG NG/RES | DEPS OF NG/RES | RETIRED     | DEPS OF RETIRED | SURVIVR     | TOTAL        |
| ARMY   | 3           | 282             | 40             | 86             | 749         | 860             | 225         | 2245         |
| NAVY   | 7           | 198             | 0              | 15             | 882         | 991             | 215         | 2308         |
| AFLOAT   | 0           | 232             |                |                |             |                 |             | 232          |
| USMC   | 1           | 107             | 0              | 2              | 138         | 168             | 24          | 440          |
| USAF   | 0           | 18              | 2              | 31             | 3068        | 4190            | 577         | 7886         |
| USCG   | 0           | 22              | 0              | 0              | 52          | 51              | 7           | 132          |
| OTHER  | 0           | 0               | 0              | 0              | 1           | 0               | 6           | 7            |
| <b>TOTAL</b>   | <b>11</b>   | <b>859</b>      | <b>42</b>      | <b>134</b>     | <b>4890</b> | <b>6260</b>     | <b>1054</b> | <b>13250</b> |

| RAPS POPULATION PROJECTION REPORT                          |             |                 |                |                |         |                 |         | MAY 24, 1994         |  |
|--|-------------|-----------------|----------------|----------------|---------|-----------------|---------|----------------------|--|
| FY96 BASED UPON FY93 BASELINE                              |             |                 |                |                |         |                 |         | 16:53:16             |  |
| V 6.01 03/30/94 RETAINED HISTORICAL CATCHMENT AREAS        |             |                 |                |                |         |                 |         | BRAC III.03 03/15/94 |  |
| DAVID GRANT USAF MED CTR<br>( SAN FRANCISCO SERVICE AREA ) |             |                 |                |                |         |                 |         |                      |  |
| POPULATION BY SPONSOR SERVICE BRANCH                       |             |                 |                |                |         |                 |         |                      |  |
| SPONSOR SERVICE  | ACTIVE DUTY | DEPS OF ACT DTY | MED ELG NG/RES | DEPS OF NG/RES | RETIRED | DEPS OF RETIRED | SURVIVR | TOTAL                |  |
| ARMY   | 27          | 467             | 79             | 97             | 1446    | 1563            | 582     | 4261                 |  |
| NAVY   | 73          | 1559            | 0              | 96             | 2590    | 4325            | 686     | 9329                 |  |
| AFLOAT   | 469         | 1310            |                |                |         |                 |         | 1779                 |  |
| USMC   | 1           | 143             | 0              | 0              | 198     | 242             | 61      | 645                  |  |
| USAF   | 7378        | 10859           | 147            | 57             | 6819    | 8806            | 1476    | 35542                |  |
| USCG   | 42          | 357             | 0              | 0              | 179     | 334             | 15      | 927                  |  |
| OTHER  | 1           | 26              | 0              | 0              | 14      | 13              | 17      | 71                   |  |
| TOTAL  | 7991        | 14721           | 226            | 250            | 11246   | 15283           | 2837    | 52554                |  |

| RAPS POPULATION PROJECTION REPORT                     |             |                 |                |                |         |                 |         | MAY 24, 1994         |  |
|---|-------------|-----------------|----------------|----------------|---------|-----------------|---------|----------------------|--|
| FY96 BASED UPON FY93 BASELINE                         |             |                 |                |                |         |                 |         | 16:53:16             |  |
| V 6.01 03/30/94 RETAINED HISTORICAL CATCHMENT AREAS   |             |                 |                |                |         |                 |         | BRAC III.03 03/15/94 |  |
| TOTAL HS REGION 10<br>USAF NONCATCHMENT BENEFICIARIES |             |                 |                |                |         |                 |         |                      |  |
| POPULATION BY SPONSOR SERVICE BRANCH                  |             |                 |                |                |         |                 |         |                      |  |
| SPONSOR SERVICE                                       | ACTIVE DUTY | DEPS OF ACT DTY | MED ELG NG/RES | DEPS OF NG/RES | RETIRED | DEPS OF RETIRED | SURVIVR | TOTAL                |  |
| ARMY  | 0           | 0               | 0              | 0              | 0       | 0               | 0       | 0                    |  |
| NAVY  | 0           | 0               | 0              | 0              | 0       | 0               | 0       | 0                    |  |
| USMC  | 0           | 0               | 0              | 0              | 0       | 0               | 0       | 0                    |  |
| USAF  | 83          | 256             | 1              | 59             | 2677    | 2429            | 416     | 5921                 |  |
| USCG  | 0           | 0               | 0              | 0              | 0       | 0               | 0       | 0                    |  |
| OTHER   | 0           | 0               | 0              | 0              | 0       | 0               | 0       | 0                    |  |
| TOTAL   | 83          | 256             | 1              | 59             | 2677    | 2429            | 416     | 5921                 |  |

| RAPS POPULATION PROJECTION REPORT  |             |                 |                |                |         |                 |         |       |
|--|-------------|-----------------|----------------|----------------|---------|-----------------|---------|-------|
|  |             |                 |                |                |         | MAY 24, 1994    |         |       |
| FY97 BASED UPON FY93 BASELINE  |             |                 |                |                |         |                 |         |       |
|  |             |                 |                |                |         | 16:53:16        |         |       |
| V 6.01 03/30/94 RETAINED HISTORICAL CATCHMENT AREAS BRAC III.03 03/15/94 |             |                 |                |                |         |                 |         |       |
| HAYS ACHFT ORD   |             |                 |                |                |         |                 |         |       |
| POPULATION BY SPONSOR SERVICE BRANCH                                     |             |                 |                |                |         |                 |         |       |
| SPONSOR SERVICE  | ACTIVE DUTY | DEPS OF ACT DTY | MED ELG NG/RES | DEPS OF NG/RES | RETIRED | DEPS OF RETIRED | SURVIVR | TOTAL |
| ARMY   | 1166        | 3560            | 45             | 120            | 4649    | 5505            | 1926    | 16971 |
| NAVY   | 1807        | 2489            | 45             | 115            | 1471    | 1541            | 434     | 7902  |
| AFLOAT   | 0           | 510             |                |                |         |                 |         | 510   |
| USMC   | 232         | 482             | 0              | 0              | 186     | 230             | 36      | 1166  |
| USAF   | 609         | 788             | 1              | 17             | 904     | 906             | 221     | 3446  |
| USCG   | 102         | 223             | 1              | 0              | 62      | 74              | 18      | 480   |
| OTHER  | 3           | 4               | 0              | 0              | 8       | 8               | 16      | 39    |
| TOTAL  | 3919        | 8056            | 92             | 252            | 7280    | 8264            | 2651    | 30514 |

| RAPS POPULATION PROJECTION REPORT  |             |                 |                |                |         |                 |         |       |
|--|-------------|-----------------|----------------|----------------|---------|-----------------|---------|-------|
|  |             |                 |                |                |         | MAY 24, 1994    |         |       |
| FY97 BASED UPON FY93 BASELINE  |             |                 |                |                |         |                 |         |       |
|  |             |                 |                |                |         | 16:53:16        |         |       |
| V 6.01 03/30/94 RETAINED HISTORICAL CATCHMENT AREAS BRAC III.03 03/15/94 |             |                 |                |                |         |                 |         |       |
| LETTERMAN US ARMY HOSP<br>( SAN FRANCISCO SERVICE AREA )                 |             |                 |                |                |         |                 |         |       |
| POPULATION BY SPONSOR SERVICE BRANCH                                     |             |                 |                |                |         |                 |         |       |
| SPONSOR SERVICE  | ACTIVE DUTY | DEPS OF ACT DTY | MED ELG NG/RES | DEPS OF NG/RES | RETIRED | DEPS OF RETIRED | SURVIVR | TOTAL |
| ARMY   | 1           | 9               | 249            | 377            | 4137    | 3855            | 1952    | 10580 |
| NAVY   | 50          | 482             | 2              | 58             | 3082    | 2302            | 1063    | 7039  |
| AFLOAT   | 50          | 402             |                |                |         |                 |         | 452   |
| USMC   | 29          | 88              | 0              | 10             | 366     | 272             | 98      | 863   |
| USAF   | 12          | 175             | 0              | 14             | 1895    | 1621            | 531     | 4248  |
| USCG   | 1049        | 2329            | 2              | 0              | 248     | 307             | 86      | 4021  |
| OTHER  | 49          | 64              | 0              | 0              | 63      | 56              | 15      | 247   |
| TOTAL  | 1240        | 3549            | 253            | 459            | 9791    | 8413            | 3745    | 27450 |

| RAPS POPULATION PROJECTION REPORT                   |             |                 |                |                |         |                 |         | MAY 24, 1994         |  |
|---|-------------|-----------------|----------------|----------------|---------|-----------------|---------|----------------------|--|
| FY97 BASED UPON FY93 BASELINE                       |             |                 |                |                |         |                 |         | 16:53:16             |  |
| V 6.01 03/30/94 RETAINED HISTORICAL CATCHMENT AREAS |             |                 |                |                |         |                 |         | BRAC III.03 03/15/94 |  |
| NH LEMOORE  |             |                 |                |                |         |                 |         |                      |  |
| POPULATION BY SPONSOR SERVICE BRANCH                |             |                 |                |                |         |                 |         |                      |  |
| SPONSOR SERVICE                                     | ACTIVE DUTY | DEPS OF ACT DTY | MED ELG NG/RES | DEPS OF NG/RES | RETIRED | DEPS OF RETIRED | SURVIVR | TOTAL                |  |
| ARMY  | 15          | 372             | 167            | 129            | 883     | 889             | 248     | 2703                 |  |
| NAVY  | 4089        | 6526            | 184            | 349            | 1933    | 2818            | 406     | 16305                |  |
| AFLOAT  | 3858        | 5609            |                |                |         |                 |         | 9467                 |  |
| USMC  | 209         | 470             | 0              | 40             | 248     | 326             | 28      | 1321                 |  |
| USAF  | 9           | 124             | 79             | 117            | 989     | 1042            | 198     | 2558                 |  |
| USCG  | 3           | 50              | 0              | 1              | 38      | 33              | 11      | 136                  |  |
| OTHER   | 0           | 2               | 0              | 0              | 3       | 1               | 7       | 13                   |  |
| TOTAL   | 8183        | 13153           | 430            | 636            | 4094    | 5109            | 898     | 32503                |  |

| RAPS POPULATION PROJECTION REPORT                   |             |                 |                |                |         |                 |         | MAY 24, 1994         |  |
|---|-------------|-----------------|----------------|----------------|---------|-----------------|---------|----------------------|--|
| FY97 BASED UPON FY93 BASELINE                       |             |                 |                |                |         |                 |         | 16:53:16             |  |
| V 6.01 03/30/94 RETAINED HISTORICAL CATCHMENT AREAS |             |                 |                |                |         |                 |         | BRAC III.03 03/15/94 |  |
| NH OAKLAND<br>( SAN FRANCISCO SERVICE AREA )        |             |                 |                |                |         |                 |         |                      |  |
| POPULATION BY SPONSOR SERVICE BRANCH                |             |                 |                |                |         |                 |         |                      |  |
| SPONSOR SERVICE                                     | ACTIVE DUTY | DEPS OF ACT DTY | MED ELG NG/RES | DEPS OF NG/RES | RETIRED | DEPS OF RETIRED | SURVIVR | TOTAL                |  |
| ARMY  | 169         | 1079            | 314            | 215            | 4234    | 3967            | 1577    | 11555                |  |
| NAVY  | 657         | 0               | 1033           | 1326           | 11031   | 11799           | 2968    | 28814                |  |
| AFLOAT  | 999         | 0               |                |                |         |                 |         | 999                  |  |
| USMC  | 521         | 959             | 1              | 120            | 879     | 879             | 238     | 3597                 |  |
| USAF  | 740         | 1304            | 126            | 132            | 3740    | 3689            | 786     | 10517                |  |
| USCG  | 792         | 649             | 7              | 3              | 513     | 618             | 128     | 2710                 |  |
| OTHER   | 14          | 30              | 0              | 0              | 49      | 54              | 26      | 173                  |  |
| TOTAL   | 3892        | 4021            | 1481           | 1796           | 20446   | 21006           | 5723    | 58365                |  |

| RAPS POPULATION PROJECTION REPORT                   |             |                 |                |                |         |                      |         |       |
|---|-------------|-----------------|----------------|----------------|---------|----------------------|---------|-------|
| FY97 BASED UPON FY93 BASELINE                       |             |                 |                |                |         | MAY 24, 1994         |         |       |
| V 6.01 03/30/94 RETAINED HISTORICAL CATCHMENT AREAS |             |                 |                |                |         | BRAC III.03 03/15/94 |         |       |
| 652nd MED GRPMC LELLAN AFB                          |             |                 |                |                |         |                      |         |       |
| ( SAN FRANCISCO SERVICE AREA )                      |             |                 |                |                |         |                      |         |       |
| POPULATION BY SPONSOR SERVICE BRANCH                |             |                 |                |                |         |                      |         |       |
| SPONSOR SERVICE                                     | ACTIVE DUTY | DEPS OF ACT DTY | MED ELG NG/RES | DEPS OF NG/RES | RETIRED | DEPS OF RETIRED      | SURVIVR | TOTAL |
| ARMY  | 622         | 1183            | 511            | 337            | 3303    | 3717                 | 984     | 10657 |
| NAVY  | 18          | 480             | 2              | 79             | 2962    | 3279                 | 688     | 7508  |
| AFLOAT  | 0           | 406             |                |                |         |                      |         | 406   |
| USMC  | 97          | 208             | 0              | 9              | 529     | 626                  | 130     | 1599  |
| USAF  | 2421        | 4999            | 23             | 67             | 12622   | 15083                | 2581    | 37796 |
| USCG  | 170         | 387             | 0              | 0              | 193     | 263                  | 29      | 1042  |
| OTHER   | 24          | 54              | 0              | 0              | 15      | 13                   | 39      | 145   |
| TOTAL   | 3352        | 7717            | 536            | 492            | 19624   | 22981                | 4451    | 59153 |

| RAPS POPULATION PROJECTION REPORT                   |             |                 |                |                |         |                      |         |       |
|---|-------------|-----------------|----------------|----------------|---------|----------------------|---------|-------|
| FY97 BASED UPON FY93 BASELINE                       |             |                 |                |                |         | MAY 24, 1994         |         |       |
| V 6.01 03/30/94 RETAINED HISTORICAL CATCHMENT AREAS |             |                 |                |                |         | BRAC III.03 03/15/94 |         |       |
| 9th MEDICAL GROUP BEALE                             |             |                 |                |                |         |                      |         |       |
| ( SAN FRANCISCO SERVICE AREA )                      |             |                 |                |                |         |                      |         |       |
| POPULATION BY SPONSOR SERVICE BRANCH                |             |                 |                |                |         |                      |         |       |
| SPONSOR SERVICE                                     | ACTIVE DUTY | DEPS OF ACT DTY | MED ELG NG/RES | DEPS OF NG/RES | RETIRED | DEPS OF RETIRED      | SURVIVR | TOTAL |
| ARMY  | 2           | 159             | 20             | 44             | 643     | 659                  | 190     | 1717  |
| NAVY  | 0           | 59              | 0              | 5              | 984     | 891                  | 203     | 2142  |
| AFLOAT  | 0           | 40              |                |                |         |                      |         | 40    |
| USMC  | 0           | 27              | 0              | 0              | 173     | 187                  | 34      | 421   |
| USAF  | 3823        | 5159            | 0              | 2              | 2655    | 3407                 | 367     | 15413 |
| USCG  | 0           | 25              | 0              | 0              | 56      | 64                   | 12      | 157   |
| OTHER   | 3           | 5               | 0              | 0              | 1       | 1                    | 6       | 16    |
| TOTAL   | 3828        | 5474            | 20             | 51             | 4512    | 5209                 | 812     | 19906 |



| RAPS POPULATION PROJECTION REPORT                   |        |         |         |         |         |         |         |       | MAY 24, 1994         |  |
|---|--------|---------|---------|---------|---------|---------|---------|-------|----------------------|--|
| FY97 BASED UPON FY93 BASELINE                       |        |         |         |         |         |         |         |       | 16:53:16             |  |
| V 6.01 03/30/94 RETAINED HISTORICAL CATCHMENT AREAS |        |         |         |         |         |         |         |       | BRAC III.03 03/15/94 |  |
| 93rd MEDICAL GROUPOCASTLE                           |        |         |         |         |         |         |         |       |                      |  |
| POPULATION BY SPONSOR SERVICE BRANCH                |        |         |         |         |         |         |         |       |                      |  |
| SPONSOR   | ACTIVE | DEPS OF | MED ELG | DEPS OF |         | DEPS OF |         |       |                      |  |
| SERVICE   | DUTY   | ACT DTY | NG/RES  | NG/RES  | RETIRED | RETIRED | SURVIVR | TOTAL |                      |  |
| ARMY  | 3      | 275     | 40      | 85      | 756     | 861     | 233     | 2253  |                      |  |
| NAVY  | 6      | 179     | 0       | 15      | 891     | 997     | 222     | 2310  |                      |  |
| AFLOAT  | 0      | 210     |         |         |         |         |         | 210   |                      |  |
| USMC  | 1      | 104     | 0       | 2       | 140     | 169     | 24      | 440   |                      |  |
| USAF  | 0      | 17      | 2       | 31      | 3078    | 4195    | 593     | 7916  |                      |  |
| USCG  | 0      | 22      | 0       | 0       | 53      | 51      | 7       | 133   |                      |  |
| OTHER   | 0      | 0       | 0       | 0       | 1       | 0       | 6       | 7     |                      |  |
| TOTAL   | 10     | 807     | 42      | 133     | 4919    | 6273    | 1085    | 13269 |                      |  |

| RAPS POPULATION PROJECTION REPORT                   |        |         |         |         |         |         |         |       | MAY 24, 1994         |  |
|---|--------|---------|---------|---------|---------|---------|---------|-------|----------------------|--|
| FY97 BASED UPON FY93 BASELINE                       |        |         |         |         |         |         |         |       | 16:53:16             |  |
| V 6.01 03/30/94 RETAINED HISTORICAL CATCHMENT AREAS |        |         |         |         |         |         |         |       | BRAC III.03 03/15/94 |  |
| DAVID GRANT USAF MED CTR                            |        |         |         |         |         |         |         |       |                      |  |
| ( SAN FRANCISCO SERVICE AREA )                      |        |         |         |         |         |         |         |       |                      |  |
| POPULATION BY SPONSOR SERVICE BRANCH                |        |         |         |         |         |         |         |       |                      |  |
| SPONSOR   | ACTIVE | DEPS OF | MED ELG | DEPS OF |         | DEPS OF |         |       |                      |  |
| SERVICE   | DUTY   | ACT DTY | NG/RES  | NG/RES  | RETIRED | RETIRED | SURVIVR | TOTAL |                      |  |
| ARMY  | 26     | 456     | 77      | 94      | 1467    | 1570    | 606     | 4296  |                      |  |
| NAVY  | 65     | 1407    | 0       | 96      | 2606    | 4327    | 713     | 9214  |                      |  |
| AFLOAT  | 418    | 1183    |         |         |         |         |         | 1601  |                      |  |
| USMC  | 1      | 138     | 0       | 0       | 199     | 243     | 62      | 643   |                      |  |
| USAF  | 8100   | 12001   | 148     | 57      | 6857    | 8826    | 1524    | 37513 |                      |  |
| USCG  | 42     | 357     | 0       | 0       | 178     | 332     | 15      | 924   |                      |  |
| OTHER   | 1      | 26      | 0       | 0       | 14      | 13      | 18      | 72    |                      |  |
| TOTAL   | 8653   | 15568   | 225     | 247     | 11321   | 15311   | 2938    | 54263 |                      |  |

| RAPS POPULATION PROJECTION REPORT                   |             |                 |                |                |         |                 |         | MAY 24, 1994         |  |
|---|-------------|-----------------|----------------|----------------|---------|-----------------|---------|----------------------|--|
| FY97 BASED UPON FY93 BASELINE                       |             |                 |                |                |         |                 |         | 16:53:16             |  |
| V 6.01 03/30/94 RETAINED HISTORICAL CATCHMENT AREAS |             |                 |                |                |         |                 |         | BRAC III.03 03/15/94 |  |
| TOTAL HS REGION 10                                  |             |                 |                |                |         |                 |         |                      |  |
| USAF NONCATCHMENT BENEFICIARIES                     |             |                 |                |                |         |                 |         |                      |  |
| POPULATION BY SPONSOR SERVICE BRANCH                |             |                 |                |                |         |                 |         |                      |  |
| SPONSOR SERVICE                                     | ACTIVE DUTY | DEPS OF ACT DTY | MED ELG NG/RES | DEPS OF NG/RES | RETIRED | DEPS OF RETIRED | SURVIVR | TOTAL                |  |
| ARMY  | 0           | 0               | 0              | 0              | 0       | 0               | 0       | 0                    |  |
| NAVY  | 0           | 0               | 0              | 0              | 0       | 0               | 0       | 0                    |  |
| USMC  | 0           | 0               | 0              | 0              | 0       | 0               | 0       | 0                    |  |
| USAF  | 80          | 246             | 1              | 59             | 2705    | 2444            | 431     | 5966                 |  |
| USCG  | 0           | 0               | 0              | 0              | 0       | 0               | 0       | 0                    |  |
| OTHER   | 0           | 0               | 0              | 0              | 0       | 0               | 0       | 0                    |  |
| TOTAL   | 80          | 246             | 1              | 59             | 2705    | 2444            | 431     | 5966                 |  |

| RAPS POPULATION PROJECTION REPORT                   |             |                 |                |                |         |                 |         | MAY 24, 1994         |  |
|---|-------------|-----------------|----------------|----------------|---------|-----------------|---------|----------------------|--|
| FY98 BASED UPON FY93 BASELINE                       |             |                 |                |                |         |                 |         | 16:53:16             |  |
| V 6.01 03/30/94 RETAINED HISTORICAL CATCHMENT AREAS |             |                 |                |                |         |                 |         | BRAC III.03 03/15/94 |  |
| HAYS ACHFT ORD                                      |             |                 |                |                |         |                 |         |                      |  |
| POPULATION BY SPONSOR SERVICE BRANCH                |             |                 |                |                |         |                 |         |                      |  |
| SPONSOR SERVICE                                     | ACTIVE DUTY | DEPS OF ACT DTY | MED ELG NG/RES | DEPS OF NG/RES | RETIRED | DEPS OF RETIRED | SURVIVR | TOTAL                |  |
| ARMY  | 1168        | 3566            | 45             | 120            | 4704    | 5542            | 1998    | 17143                |  |
| NAVY  | 1818        | 2504            | 45             | 115            | 1492    | 1553            | 453     | 7980                 |  |
| AFLOAT  | 0           | 513             |                |                |         |                 |         | 513                  |  |
| USMC  | 232         | 482             | 0              | 0              | 188     | 231             | 38      | 1171                 |  |
| USAF  | 609         | 788             | 1              | 17             | 917     | 915             | 230     | 3477                 |  |
| USCG  | 102         | 223             | 1              | 0              | 61      | 74              | 18      | 479                  |  |
| OTHER   | 3           | 4               | 0              | 0              | 8       | 8               | 16      | 39                   |  |
| TOTAL   | 3932        | 8080            | 92             | 252            | 7370    | 8323            | 2753    | 30802                |  |

| RAPS POPULATION PROJECTION REPORT                        |             |                 |                |                      |         |                 |         | MAY 24, 1994 |  |
|--|-------------|-----------------|----------------|----------------------|---------|-----------------|---------|--------------|--|
| FY98 BASED UPON FY93 BASELINE                            |             |                 |                |                      |         |                 |         | 16:53:16     |  |
| V 6.01 03/30/94 RETAINED HISTORICAL CATCHMENT AREAS      |             |                 |                | BRAC III.03 03/15/94 |         |                 |         |              |  |
| LETTERMAN US ARMY HOSP<br>( SAN FRANCISCO SERVICE AREA ) |             |                 |                |                      |         |                 |         |              |  |
| POPULATION BY SPONSOR SERVICE BRANCH                     |             |                 |                |                      |         |                 |         |              |  |
| SPONSOR SERVICE  | ACTIVE DUTY | DEPS OF ACT DTY | MED ELG NG/RES | DEPS OF NG/RES       | RETIRED | DEPS OF RETIRED | SURVIVR | TOTAL        |  |
| ARMY   | 1           | 9               | 249            | 377                  | 4201    | 3894            | 2040    | 10771        |  |
| NAVY   | 50          | 486             | 2              | 58                   | 3134    | 2324            | 1112    | 7166         |  |
| AFLOAT   | 51          | 404             |                |                      |         |                 |         | 455          |  |
| USMC   | 29          | 88              | 0              | 10                   | 371     | 274             | 103     | 875          |  |
| USAF   | 12          | 175             | 0              | 14                   | 1925    | 1638            | 554     | 4318         |  |
| USCG   | 1049        | 2329            | 2              | 0                    | 250     | 309             | 88      | 4027         |  |
| OTHER  | 49          | 64              | 0              | 0                    | 64      | 56              | 16      | 249          |  |
| TOTAL  | 1241        | 3555            | 253            | 459                  | 9945    | 8495            | 3913    | 27861        |  |

| RAPS POPULATION PROJECTION REPORT                   |             |                 |                |                      |         |                 |         | MAY 24, 1994 |  |
|---|-------------|-----------------|----------------|----------------------|---------|-----------------|---------|--------------|--|
| FY98 BASED UPON FY93 BASELINE                       |             |                 |                |                      |         |                 |         | 16:53:16     |  |
| V 6.01 03/30/94 RETAINED HISTORICAL CATCHMENT AREAS |             |                 |                | BRAC III.03 03/15/94 |         |                 |         |              |  |
| NH LEMOORE  |             |                 |                |                      |         |                 |         |              |  |
| POPULATION BY SPONSOR SERVICE BRANCH                |             |                 |                |                      |         |                 |         |              |  |
| SPONSOR SERVICE                                     | ACTIVE DUTY | DEPS OF ACT DTY | MED ELG NG/RES | DEPS OF NG/RES       | RETIRED | DEPS OF RETIRED | SURVIVR | TOTAL        |  |
| ARMY  | 15          | 372             | 167            | 129                  | 892     | 892             | 255     | 2722         |  |
| NAVY  | 4114        | 6566            | 184            | 349                  | 1941    | 2824            | 415     | 16393        |  |
| AFLOAT  | 3882        | 5643            |                |                      |         |                 |         | 9525         |  |
| USMC  | 209         | 470             | 0              | 40                   | 249     | 327             | 29      | 1324         |  |
| USAF  | 9           | 125             | 79             | 117                  | 998     | 1047            | 204     | 2579         |  |
| USCG  | 3           | 50              | 0              | 1                    | 40      | 33              | 11      | 138          |  |
| OTHER   | 0           | 2               | 0              | 0                    | 3       | 1               | 7       | 13           |  |
| TOTAL   | 8232        | 13228           | 430            | 636                  | 4123    | 5124            | 921     | 32694        |  |

| RAPS POPULATION PROJECTION REPORT                   |             |                 |                |                |         |                 |         |       | MAY 24, 1994         |
|---|-------------|-----------------|----------------|----------------|---------|-----------------|---------|-------|----------------------|
| FY98 BASED UPON FY93 BASELINE                       |             |                 |                |                |         |                 |         |       | 16:53:16             |
| V 6.01 03/30/94 RETAINED HISTORICAL CATCHMENT AREAS |             |                 |                |                |         |                 |         |       | BRAC III.03 03/15/94 |
| NH OAKLAND  |             |                 |                |                |         |                 |         |       |                      |
| ( SAN FRANCISCO SERVICE AREA )                      |             |                 |                |                |         |                 |         |       |                      |
| POPULATION BY SPONSOR SERVICE BRANCH                |             |                 |                |                |         |                 |         |       |                      |
| SPONSOR SERVICE                                     | ACTIVE DUTY | DEPS OF ACT DTY | MED ELG NG/RES | DEPS OF NG/RES | RETIRED | DEPS OF RETIRED | SURVIVR | TOTAL |                      |
| ARMY  | 170         | 1081            | 314            | 215            | 4288    | 3998            | 1639    | 11705 |                      |
| NAVY  | 661         | 0               | 1033           | 1326           | 11156   | 11872           | 3079    | 29127 |                      |
| AFLOAT  | 1005        | 0               |                |                |         |                 |         | 1005  |                      |
| USMC  | 521         | 959             | 1              | 120            | 885     | 882             | 246     | 3614  |                      |
| USAF  | 740         | 1304            | 126            | 132            | 3776    | 3713            | 814     | 10605 |                      |
| USCG  | 792         | 649             | 7              | 3              | 517     | 622             | 133     | 2723  |                      |
| OTHER   | 14          | 30              | 0              | 0              | 50      | 55              | 26      | 175   |                      |
| TOTAL   | 3903        | 4023            | 1481           | 1796           | 20672   | 21142           | 5937    | 58954 |                      |

| RAPS POPULATION PROJECTION REPORT                   |             |                 |                |                |         |                 |         |       | MAY 24, 1994         |
|---|-------------|-----------------|----------------|----------------|---------|-----------------|---------|-------|----------------------|
| FY98 BASED UPON FY93 BASELINE                       |             |                 |                |                |         |                 |         |       | 16:53:16             |
| V 6.01 03/30/94 RETAINED HISTORICAL CATCHMENT AREAS |             |                 |                |                |         |                 |         |       | BRAC III.03 03/15/94 |
| 652nd MED GRPMCCLLELLAN AFB                         |             |                 |                |                |         |                 |         |       |                      |
| ( SAN FRANCISCO SERVICE AREA )                      |             |                 |                |                |         |                 |         |       |                      |
| POPULATION BY SPONSOR SERVICE BRANCH                |             |                 |                |                |         |                 |         |       |                      |
| SPONSOR SERVICE                                     | ACTIVE DUTY | DEPS OF ACT DTY | MED ELG NG/RES | DEPS OF NG/RES | RETIRED | DEPS OF RETIRED | SURVIVR | TOTAL |                      |
| ARMY  | 623         | 1185            | 511            | 337            | 3337    | 3737            | 1020    | 10750 |                      |
| NAVY  | 19          | 483             | 2              | 79             | 2998    | 3300            | 713     | 7594  |                      |
| AFLOAT  | 0           | 409             |                |                |         |                 |         | 409   |                      |
| USMC  | 97          | 208             | 0              | 9              | 533     | 628             | 135     | 1610  |                      |
| USAF  | 2421        | 4999            | 23             | 67             | 12712   | 15156           | 2666    | 38044 |                      |
| USCG  | 170         | 387             | 0              | 0              | 194     | 264             | 30      | 1045  |                      |
| OTHER   | 24          | 54              | 0              | 0              | 16      | 13              | 40      | 147   |                      |
| TOTAL   | 3354        | 7725            | 536            | 492            | 19790   | 23098           | 4604    | 59599 |                      |

| RAPS POPULATION PROJECTION REPORT                   |             |                 |                |                |        |                |         |       | MAY 24, 1994                   |
|---|-------------|-----------------|----------------|----------------|--------|----------------|---------|-------|--------------------------------|
| FY98 BASED UPON FY93 BASELINE                       |             |                 |                |                |        |                |         |       | 16:53:16                       |
| V 6.01 03/30/94 RETAINED HISTORICAL CATCHMENT AREAS |             |                 |                |                |        |                |         |       | BRAC III.03 03/15/94           |
| 9th MEDICAL GROUPBEALE                              |             |                 |                |                |        |                |         |       | ( SAN FRANCISCO SERVICE AREA ) |
| POPULATION BY SPONSOR SERVICE BRANCH                |             |                 |                |                |        |                |         |       |                                |
| SPONSOR SERVICE                                     | ACTIVE DUTY | DEPS OF ACT DTY | MED ELG NG/RES | DEPS OF NG/RES | RETIRE | DEPS OF RETIRE | SURVIVR | TOTAL |                                |
| ARMY  | 2           | 159             | 20             | 44             | 652    | 665            | 198     | 1740  |                                |
| NAVY  | 0           | 60              | 0              | 5              | 999    | 900            | 211     | 2175  |                                |
| AFLOAT  | 0           | 40              |                |                |        |                |         | 40    |                                |
| USMC  | 0           | 27              | 0              | 0              | 174    | 188            | 35      | 424   |                                |
| USAF  | 3824        | 5159            | 0              | 2              | 2669   | 3419           | 377     | 15450 |                                |
| USCG  | 0           | 25              | 0              | 0              | 56     | 64             | 12      | 157   |                                |
| OTHER   | 3           | 5               | 0              | 0              | 1      | 1              | 7       | 17    |                                |
| TOTAL   | 3829        | 5475            | 20             | 51             | 4551   | 5237           | 840     | 20003 |                                |

| RAPS POPULATION PROJECTION REPORT                   |             |                 |                |                |        |                |         |       | MAY 24, 1994         |
|---|-------------|-----------------|----------------|----------------|--------|----------------|---------|-------|----------------------|
| FY98 BASED UPON FY93 BASELINE                       |             |                 |                |                |        |                |         |       | 16:53:16             |
| V 6.01 03/30/94 RETAINED HISTORICAL CATCHMENT AREAS |             |                 |                |                |        |                |         |       | BRAC III.03 03/15/94 |
| 93rd MEDICAL GROUPCASTLE                            |             |                 |                |                |        |                |         |       |                      |
| POPULATION BY SPONSOR SERVICE BRANCH                |             |                 |                |                |        |                |         |       |                      |
| SPONSOR SERVICE                                     | ACTIVE DUTY | DEPS OF ACT DTY | MED ELG NG/RES | DEPS OF NG/RES | RETIRE | DEPS OF RETIRE | SURVIVR | TOTAL |                      |
| ARMY  | 3           | 275             | 40             | 85             | 763    | 866            | 240     | 2272  |                      |
| NAVY  | 6           | 180             | 0              | 15             | 900    | 1002           | 230     | 2333  |                      |
| AFLOAT  | 0           | 211             |                |                |        |                |         | 211   |                      |
| USMC  | 1           | 104             | 0              | 2              | 140    | 169            | 25      | 441   |                      |
| USAF  | 0           | 17              | 2              | 31             | 3093   | 4208           | 610     | 7961  |                      |
| USCG  | 0           | 22              | 0              | 0              | 53     | 52             | 8       | 135   |                      |
| OTHER   | 0           | 0               | 0              | 0              | 1      | 0              | 6       | 7     |                      |
| TOTAL   | 10          | 809             | 42             | 133            | 4950   | 6297           | 1119    | 13360 |                      |

| RAPS POPULATION PROJECTION REPORT                   |             |                 |                |                |         |                 |         | MAY 24, 1994         |  |
|---|-------------|-----------------|----------------|----------------|---------|-----------------|---------|----------------------|--|
| FY98 BASED UPON FY93 BASELINE                       |             |                 |                |                |         |                 |         | 16:53:16             |  |
| V 6.01 03/30/94 RETAINED HISTORICAL CATCHMENT AREAS |             |                 |                |                |         |                 |         | BRAC III.03 03/15/94 |  |
| DAVID GRANT USAF MED CTR                            |             |                 |                |                |         |                 |         |                      |  |
| ( SAN FRANCISCO SERVICE AREA )                      |             |                 |                |                |         |                 |         |                      |  |
| POPULATION BY SPONSOR SERVICE BRANCH                |             |                 |                |                |         |                 |         |                      |  |
| SPONSOR SERVICE                                     | ACTIVE DUTY | DEPS OF ACT DTY | MED ELG NG/RES | DEPS OF NG/RES | RETIRED | DEPS OF RETIRED | SURVIVR | TOTAL                |  |
| ARMY  | 26          | 457             | 77             | 94             | 1489    | 1581            | 630     | 4354                 |  |
| NAVY  | 66          | 1416            | 0              | 96             | 2628    | 4342            | 740     | 9288                 |  |
| AFLOAT  | 420         | 1190            |                |                |         |                 |         | 1610                 |  |
| USMC  | 1           | 138             | 0              | 0              | 200     | 244             | 64      | 647                  |  |
| USAF  | 8102        | 12002           | 148            | 57             | 6901    | 8864            | 1573    | 37647                |  |
| USCG  | 42          | 357             | 0              | 0              | 179     | 331             | 16      | 925                  |  |
| OTHER   | 1           | 26              | 0              | 0              | 15      | 14              | 18      | 74                   |  |
| TOTAL   | 8658        | 15586           | 225            | 247            | 11412   | 15376           | 3041    | 54545                |  |

| RAPS POPULATION PROJECTION REPORT                   |             |                 |                |                |         |                 |         | MAY 24, 1994         |  |
|---|-------------|-----------------|----------------|----------------|---------|-----------------|---------|----------------------|--|
| FY98 BASED UPON FY93 BASELINE                       |             |                 |                |                |         |                 |         | 16:53:16             |  |
| V 6.01 03/30/94 RETAINED HISTORICAL CATCHMENT AREAS |             |                 |                |                |         |                 |         | BRAC III.03 03/15/94 |  |
| TOTAL HS REGION 10                                  |             |                 |                |                |         |                 |         |                      |  |
| USAF NONCATCHMENT BENEFICIARIES                     |             |                 |                |                |         |                 |         |                      |  |
| POPULATION BY SPONSOR SERVICE BRANCH                |             |                 |                |                |         |                 |         |                      |  |
| SPONSOR SERVICE                                     | ACTIVE DUTY | DEPS OF ACT DTY | MED ELG NG/RES | DEPS OF NG/RES | RETIRED | DEPS OF RETIRED | SURVIVR | TOTAL                |  |
| ARMY  | 0           | 0               | 0              | 0              | 0       | 0               | 0       | 0                    |  |
| NAVY  | 0           | 0               | 0              | 0              | 0       | 0               | 0       | 0                    |  |
| USMC  | 0           | 0               | 0              | 0              | 0       | 0               | 0       | 0                    |  |
| USAF  | 80          | 246             | 1              | 59             | 2735    | 2462            | 447     | 6030                 |  |
| USCG  | 0           | 0               | 0              | 0              | 0       | 0               | 0       | 0                    |  |
| OTHER   | 0           | 0               | 0              | 0              | 0       | 0               | 0       | 0                    |  |
| TOTAL   | 80          | 246             | 1              | 59             | 2735    | 2462            | 447     | 6030                 |  |

| RAPS POPULATION PROJECTION REPORT MAY 24, 1994                           |             |                 |                |                |         |                 |         |       |
|--|-------------|-----------------|----------------|----------------|---------|-----------------|---------|-------|
| FY99 BASED UPON FY93 BASELINE 16:53:16                                   |             |                 |                |                |         |                 |         |       |
| V 6.01 03/30/94 RETAINED HISTORICAL CATCHMENT AREAS BRAC III.03 03/15/94 |             |                 |                |                |         |                 |         |       |
| HAYS ACHFT ORD   |             |                 |                |                |         |                 |         |       |
| POPULATION BY SPONSOR SERVICE BRANCH                                     |             |                 |                |                |         |                 |         |       |
| SPONSOR SERVICE  | ACTIVE DUTY | DEPS OF ACT DTY | MED ELG NG/RES | DEPS OF NG/RES | RETIRED | DEPS OF RETIRED | SURVIVR | TOTAL |
| ARMY   | 1171        | 3574            | 45             | 120            | 4758    | 5581            | 2067    | 17316 |
| NAVY   | 1821        | 2508            | 45             | 115            | 1511    | 1566            | 471     | 8037  |
| AFLOAT   | 0           | 514             |                |                |         |                 |         | 514   |
| USMC   | 232         | 482             | 0              | 0              | 191     | 232             | 39      | 1176  |
| USAF   | 609         | 788             | 1              | 17             | 929     | 923             | 238     | 3505  |
| USCG   | 102         | 223             | 1              | 0              | 62      | 75              | 19      | 482   |
| OTHER  | 3           | 4               | 0              | 0              | 8       | 8               | 16      | 39    |
| TOTAL  | 3938        | 8093            | 92             | 252            | 7459    | 8385            | 2850    | 31069 |

| RAPS POPULATION PROJECTION REPORT MAY 24, 1994                           |             |                 |                |                |         |                 |         |       |
|--|-------------|-----------------|----------------|----------------|---------|-----------------|---------|-------|
| FY99 BASED UPON FY93 BASELINE 16:53:16                                   |             |                 |                |                |         |                 |         |       |
| V 6.01 03/30/94 RETAINED HISTORICAL CATCHMENT AREAS BRAC III.03 03/15/94 |             |                 |                |                |         |                 |         |       |
| LETTERMAN US ARMY HOSP<br>( SAN FRANCISCO SERVICE AREA )                 |             |                 |                |                |         |                 |         |       |
| POPULATION BY SPONSOR SERVICE BRANCH                                     |             |                 |                |                |         |                 |         |       |
| SPONSOR SERVICE  | ACTIVE DUTY | DEPS OF ACT DTY | MED ELG NG/RES | DEPS OF NG/RES | RETIRED | DEPS OF RETIRED | SURVIVR | TOTAL |
| ARMY   | 1           | 9               | 249            | 377            | 4264    | 3932            | 2124    | 10956 |
| NAVY   | 50          | 486             | 2              | 58             | 3186    | 2349            | 1158    | 7289  |
| AFLOAT   | 51          | 405             |                |                |         |                 |         | 456   |
| USMC   | 29          | 88              | 0              | 10             | 375     | 277             | 107     | 886   |
| USAF   | 12          | 175             | 0              | 14             | 1954    | 1656            | 575     | 4386  |
| USCG   | 1049        | 2329            | 2              | 0              | 252     | 311             | 91      | 4034  |
| OTHER  | 49          | 64              | 0              | 0              | 65      | 56              | 17      | 251   |
| TOTAL  | 1241        | 3556            | 253            | 459            | 10096   | 8581            | 4072    | 28258 |

| RAPS POPULATION PROJECTION REPORT MAY 24, 1994                           |             |                 |                |                |             |                 |            |              |
|--|-------------|-----------------|----------------|----------------|-------------|-----------------|------------|--------------|
| FY99 BASED UPON FY93 BASELINE 16:53:16                                   |             |                 |                |                |             |                 |            |              |
| V 6.01 03/30/94 RETAINED HISTORICAL CATCHMENT AREAS BRAC III.03 03/15/94 |             |                 |                |                |             |                 |            |              |
| NH LEMOORE   |             |                 |                |                |             |                 |            |              |
| POPULATION BY SPONSOR SERVICE BRANCH                                     |             |                 |                |                |             |                 |            |              |
| SPONSOR SERVICE  | ACTIVE DUTY | DEPS OF ACT DTY | MED ELG NG/RES | DEPS OF NG/RES | RETIRED     | DEPS OF RETIRED | SURVIVR    | TOTAL        |
| ARMY   | 15          | 373             | 167            | 129            | 900         | 897             | 263        | 2744         |
| NAVY   | 4121        | 6577            | 184            | 349            | 1950        | 2834            | 422        | 16437        |
| AFLOAT   | 3888        | 5652            |                |                |             |                 |            | 9540         |
| USMC   | 209         | 470             | 0              | 40             | 251         | 329             | 30         | 1329         |
| USAF   | 9           | 125             | 79             | 117            | 1006        | 1052            | 209        | 2597         |
| USCG   | 3           | 50              | 0              | 1              | 40          | 33              | 11         | 138          |
| OTHER  | 0           | 2               | 0              | 0              | 3           | 1               | 7          | 13           |
| <b>TOTAL</b>   | <b>8245</b> | <b>13249</b>    | <b>430</b>     | <b>636</b>     | <b>4150</b> | <b>5146</b>     | <b>942</b> | <b>32798</b> |

| RAPS POPULATION PROJECTION REPORT MAY 24, 1994                           |             |                 |                |                |              |                 |             |              |
|--|-------------|-----------------|----------------|----------------|--------------|-----------------|-------------|--------------|
| FY99 BASED UPON FY93 BASELINE 16:53:16                                   |             |                 |                |                |              |                 |             |              |
| V 6.01 03/30/94 RETAINED HISTORICAL CATCHMENT AREAS BRAC III.03 03/15/94 |             |                 |                |                |              |                 |             |              |
| NH OAKLAND<br>( SAN FRANCISCO SERVICE AREA )                             |             |                 |                |                |              |                 |             |              |
| POPULATION BY SPONSOR SERVICE BRANCH                                     |             |                 |                |                |              |                 |             |              |
| SPONSOR SERVICE  | ACTIVE DUTY | DEPS OF ACT DTY | MED ELG NG/RES | DEPS OF NG/RES | RETIRED      | DEPS OF RETIRED | SURVIVR     | TOTAL        |
| ARMY   | 170         | 1084            | 314            | 215            | 4343         | 4030            | 1698        | 11854        |
| NAVY   | 662         | 0               | 1033           | 1326           | 11276        | 11946           | 3186        | 29429        |
| AFLOAT   | 1007        | 0               |                |                |              |                 |             | 1007         |
| USMC   | 521         | 959             | 1              | 120            | 891          | 888             | 252         | 3632         |
| USAF   | 740         | 1304            | 126            | 132            | 3809         | 3737            | 841         | 10689        |
| USCG   | 792         | 649             | 7              | 3              | 522          | 625             | 138         | 2736         |
| OTHER  | 14          | 30              | 0              | 0              | 50           | 55              | 27          | 176          |
| <b>TOTAL</b>   | <b>3906</b> | <b>4026</b>     | <b>1481</b>    | <b>1796</b>    | <b>20891</b> | <b>21281</b>    | <b>6142</b> | <b>59523</b> |



| RAPS POPULATION PROJECTION REPORT MAY 24, 1994                           |             |                 |                |                |         |                 |         |       |
|--|-------------|-----------------|----------------|----------------|---------|-----------------|---------|-------|
| FY99 BASED UPON FY93 BASELINE 16:53:16                                   |             |                 |                |                |         |                 |         |       |
| V 6.01 03/30/94 RETAINED HISTORICAL CATCHMENT AREAS BRAC III.03 03/15/94 |             |                 |                |                |         |                 |         |       |
| 652nd MED GRPMC CLELLAN AFB  |             |                 |                |                |         |                 |         |       |
| ( SAN FRANCISCO SERVICE AREA )   |             |                 |                |                |         |                 |         |       |
| POPULATION BY SPONSOR SERVICE BRANCH                                     |             |                 |                |                |         |                 |         |       |
| SPONSOR SERVICE  | ACTIVE DUTY | DEPS OF ACT DTY | MED ELG NG/RES | DEPS OF NG/RES | RETIRED | DEPS OF RETIRED | SURVIVR | TOTAL |
| ARMY   | 624         | 1188            | 511            | 337            | 3372    | 3761            | 1054    | 10847 |
| NAVY   | 19          | 484             | 2              | 79             | 3028    | 3321            | 738     | 7671  |
| AFLOAT   | 0           | 409             |                |                |         |                 |         | 409   |
| USMC   | 97          | 208             | 0              | 9              | 535     | 631             | 139     | 1619  |
| USAF   | 2421        | 4999            | 23             | 67             | 12794   | 15234           | 2748    | 38286 |
| USCG   | 170         | 387             | 0              | 0              | 195     | 265             | 31      | 1048  |
| OTHER  | 24          | 54              | 0              | 0              | 15      | 13              | 41      | 147   |
| TOTAL  | 3355        | 7729            | 536            | 492            | 19939   | 23225           | 4751    | 60027 |

| RAPS POPULATION PROJECTION REPORT MAY 24, 1994                           |             |                 |                |                |         |                 |         |       |
|--|-------------|-----------------|----------------|----------------|---------|-----------------|---------|-------|
| FY99 BASED UPON FY93 BASELINE 16:53:16                                   |             |                 |                |                |         |                 |         |       |
| V 6.01 03/30/94 RETAINED HISTORICAL CATCHMENT AREAS BRAC III.03 03/15/94 |             |                 |                |                |         |                 |         |       |
| 9th MEDICAL GROUP BEALE  |             |                 |                |                |         |                 |         |       |
| ( SAN FRANCISCO SERVICE AREA )   |             |                 |                |                |         |                 |         |       |
| POPULATION BY SPONSOR SERVICE BRANCH                                     |             |                 |                |                |         |                 |         |       |
| SPONSOR SERVICE  | ACTIVE DUTY | DEPS OF ACT DTY | MED ELG NG/RES | DEPS OF NG/RES | RETIRED | DEPS OF RETIRED | SURVIVR | TOTAL |
| ARMY   | 2           | 159             | 20             | 44             | 660     | 670             | 205     | 1760  |
| NAVY   | 0           | 60              | 0              | 5              | 1013    | 909             | 219     | 2206  |
| AFLOAT   | 0           | 40              |                |                |         |                 |         | 40    |
| USMC   | 0           | 27              | 0              | 0              | 177     | 190             | 36      | 430   |
| USAF   | 3824        | 5159            | 0              | 2              | 2685    | 3435            | 387     | 15492 |
| USCG   | 0           | 25              | 0              | 0              | 58      | 65              | 13      | 161   |
| OTHER  | 3           | 5               | 0              | 0              | 1       | 1               | 7       | 17    |
| TOTAL  | 3829        | 5475            | 20             | 51             | 4594    | 5270            | 867     | 20106 |

| SPONSOR |  | ACTIVE | DEPS OF | MED ELG | DEPS OF | DEPS OF |         |         |       |
|---------|--|--------|---------|---------|---------|---------|---------|---------|-------|
| SERVICE |  | DUTY   | ACT DTY | NG/RES  | NG/RES  | RETIRED | RETIRED | SURVIVR |       |
|         |  |        |         |         |         |         |         | TOTAL   |       |
| ARMY    |  | 3      | 276     | 40      | 85      | 770     | 870     | 247     | 2291  |
| NAVY    |  | 6      | 180     | 0       | 15      | 910     | 1009    | 237     | 2357  |
| AFLOAT  |  | 0      | 212     |         |         |         |         |         | 212   |
| USMC    |  | 1      | 104     | 0       | 2       | 142     | 171     | 25      | 445   |
| USAF    |  | 0      | 17      | 2       | 31      | 3107    | 4225    | 625     | 8007  |
| USCG    |  | 0      | 22      | 0       | 0       | 54      | 52      | 8       | 136   |
| OTHER   |  | 0      | 0       | 0       | 0       | 1       | 0       | 6       | 7     |
| TOTAL   |  | 10     | 811     | 42      | 133     | 4984    | 6327    | 1148    | 13455 |

| SPONSOR |  | ACTIVE | DEPS OF | MED ELG | DEPS OF | DEPS OF |         |         |       |
|---------|--|--------|---------|---------|---------|---------|---------|---------|-------|
| SERVICE |  | DUTY   | ACT DTY | NG/RES  | NG/RES  | RETIRED | RETIRED | SURVIVR |       |
|         |  |        |         |         |         |         |         | TOTAL   |       |
| ARMY    |  | 27     | 458     | 77      | 94      | 1508    | 1593    | 652     | 4409  |
| NAVY    |  | 66     | 1418    | 0       | 96      | 2646    | 4360    | 766     | 9352  |
| AFLOAT  |  | 421    | 1192    |         |         |         |         |         | 1613  |
| USMC    |  | 1      | 138     | 0       | 0       | 202     | 245     | 66      | 652   |
| USAF    |  | 8102   | 12002   | 148     | 57      | 6946    | 8907    | 1619    | 37781 |
| USCG    |  | 42     | 357     | 0       | 0       | 179     | 332     | 16      | 926   |
| OTHER   |  | 1      | 26      | 0       | 0       | 14      | 14      | 17      | 72    |
| TOTAL   |  | 8660   | 15591   | 225     | 247     | 11495   | 15451   | 3136    | 54805 |

| RAPS POPULATION PROJECTION REPORT    |             |                 |                |                |         |                                     |         |       |
|--------------------------------------|-------------|-----------------|----------------|----------------|---------|-------------------------------------|---------|-------|
|                                      |             |                 |                |                |         | MAY 24, 1994                        |         |       |
|                                      |             |                 |                |                |         | FY99 BASED UPON FY93 BASELINE       |         |       |
| V 6.01 03/30/94                      |             |                 |                |                |         | RETAINED HISTORICAL CATCHMENT AREAS |         |       |
|                                      |             |                 |                |                |         | BRAC III.03 03/15/94                |         |       |
| TOTAL HS REGION 10                   |             |                 |                |                |         |                                     |         |       |
| USAF NONCATCHMENT BENEFICIARIES      |             |                 |                |                |         |                                     |         |       |
| POPULATION BY SPONSOR SERVICE BRANCH |             |                 |                |                |         |                                     |         |       |
| SPONSOR SERVICE                      | ACTIVE DUTY | DEPS OF ACT DTY | MED ELG NG/RES | DEPS OF NG/RES | RETIRED | DEPS OF RETIRED                     | SURVIVR | TOTAL |
| ARMY                                 | 0           | 0               | 0              | 0              | 0       | 0                                   | 0       | 0     |
| NAVY                                 | 0           | 0               | 0              | 0              | 0       | 0                                   | 0       | 0     |
| USMC                                 | 0           | 0               | 0              | 0              | 0       | 0                                   | 0       | 0     |
| USAF                                 | 80          | 246             | 1              | 59             | 2764    | 2479                                | 461     | 6090  |
| USCG                                 | 0           | 0               | 0              | 0              | 0       | 0                                   | 0       | 0     |
| OTHER                                | 0           | 0               | 0              | 0              | 0       | 0                                   | 0       | 0     |
| TOTAL                                | 80          | 246             | 1              | 59             | 2764    | 2479                                | 461     | 6090  |

# Document Separator

INSTALLATION WORKSHEET

325th Medical Group  
Tyndall AFB, FL

PURPOSE: To document answers to 2.B., Overall Assessment of Base Medical Facilities

SOURCE: 1991 JCAHO assessment and input from work center supervisor

METHOD: As listed in BRAC95 Joint Cross-Service Group guidance.

CONCLUSION: See attached "Overall Assessment of Base Medical Facilities"

I certify the above information is accurate and complete to the best of my knowledge and belief.

Preparer: Robert S. Starling  
Mr Starling, SGALF, DSN 523-7690

Date: 3/7

I certify the above information is accurate and complete to the best of my knowledge and belief.

Commander: Forrest D. Giles  
for FORREST D. GILES, Col, USAF, MC, FS

Date: 3/7

I certify the above information is accurate and complete to the best of my knowledge and belief.

MAJCOM Reviewer: Michael W. Casey  
Michael W. Casey, Capt, AETC/SGAL, 487-4742

Date: 10

Prepared by: ROBERT L. STARLING Phone #: DSN 523-7690 Date: 1 Jun

MAJCOM: AETC Base: Tyndall

Organization: 125th Medical Group

Total Gross Square Feet of Base Medical Facilities: 173,508

JCAHO Life Safety Management Score: 3 Date of JCAHO Survey: 7-31-91

**Overall Facility Condition Assessment**

| Function/System             | % Adequate | % Substandard | % In |
|-----------------------------|------------|---------------|------|
| 1) Parking                  | 85% ✓      | 15% ✓         | ✓    |
| 2) Administration           | 88% ✓      | 9% ✓          | 3 ✓  |
| 3) Central Sterile Services | 60% ✓      | 40% ✓         | ✓    |
| 4) Dental                   | 40% ✓      | 30% ✓         | 30 ✓ |
| 5) Emergency Services       | 100% ✓     | ✓             | ✓    |
| 6) Food Services            | 50% ✓      | 50% ✓         | ✓    |
| 7) Laboratories             | 75% ✓      | ✓             | 25 ✓ |
| 8) Logistics                | 98% ✓      | 2% ✓          | ✓    |
| 9) Inpatient Nursing Units  | 95% ✓      | 5% ✓          | ✓    |
| 10) Labor/Delivery/Nursery  | 25% ✓      | 75% ✓         | ✓    |
| 11) Outpatient Clinic       | 95% ✓      | 5% ✓          | ✓    |
| 12) Pharmacy                | 95% ✓      | 2% ✓          | 3 ✓  |
| 13) Radiology               | 35% ✓      | 65% ✓         | ✓    |
| 14) Surgical Suite          | 60% ✓      | 10% ✓         | 30 ✓ |
| 15) Building Systems        |            |               |      |
| a) Structural/Seismic       | 80% ✓      | ✓             | 20 ✓ |
| b) HVAC                     | 70% ✓      | 30% ✓         | ✓    |
| c) Plumbing                 | 70% ✓      | 30% ✓         | ✓    |
| d) Electrical Service       | 90% ✓      | 10% ✓         | ✓    |
| e) Electric Distribut'n     | 95% ✓      | 5% ✓          | ✓    |
| f) Emergency Power:         | 100% ✓     | ✓             | ✓    |

### AIR STAFF CORRECTION WORKSHEET

**PURPOSE:** To provide additional information not requested in the original medical data call for Tyndall AFB.

**SOURCE:** HQ AFMSA/80SPW, Capt O'Brien, DSN: 523-5254

**REFERENCE:** In Oct 94, the Joint Group asked for information concerning "Available Beds" in each MTF.

"Available Beds" are defined as: "the number of beds readily available in space designed for inpatient bed placement. The space will meet current accreditation standards and usually have suction, medical gas and nurse call equipment. Bed space that has been permanently encumbered (requires construction to convert to usable bed space) will not be considered. The space will normally have 140 to 200 sq feet per bed. The Available Bed Capacity figure will at a minimum equal the number of operating beds at a facility as reported in the data calls."

HQ AFMSA/80SPW conducted a survey in Nov 93 that collected information for "Normal Beds." The definition above approximates the definition for "Normal Beds" as specified in that survey. It was determined appropriate to use the data submitted by the MTFs in Nov 93 for "Normal Beds" to meet this latest requirement for "Available Beds."

**CONCLUSION:** Available beds for Tyndall AFB are 57.

*(for legitimacy 740)*

**MAJCOM CONCURS:**

*Stacy W. Wingo*  
Maj Wingo, HQ AS

*Sgt USAF*  
A1C, DSN 457-8037

**BASE CONCURS:**

*James E. Dumas*  
Capt, DSN 523-7136

*James E. Dumas*  
Capt, DSN 523-7136

I certify that the above information is accurate and correct to the best of my knowledge and belief.

to the best of my knowledge

**AIR STAFF REVIEWER:**

*Laura E. Dumas*  
Laura E. Dumas, CMSgt  
Medical Manpower Div  
Dir of Medical Program  
Office of the AF Surgeon

**DATE:** 27 Oct 94

**SOURCE:**

### AIR STAFF CORRECTION WORKSHEET

**PURPOSE:** To provide corrected answer to question 4 of the Medical S  
Tyndall AFB.

**SOURCE:** Air Staff calculation using methodology provided in Data Call  
direction of the Joint Group.

**METHOD:** During the course of completing this Data Call, MAJCOM  
asked for clarification on terminology and sources cited in the questions.  
reviewing the inputs, we determined that there was too much room for error  
and errors. To ensure consistency in the data, the Air Staff calculated MTF  
ability using consistent sources and methodology. This Air Staff deter-  
mined for the Joint Group process.

After this calculation was done and the information provided to  
methodology was altered by the Joint Group. The cost was adjusted by  
CATERWPs (Para B(7)) and not adding pay raises and inflation factors.

**CONCLUSION:** Adjusted MTF cost for Tyndall AFB is 97.7  
~~72.7~~

**MAJCOM CONCURS:** Nicholas R. Hayes

**BASE CONCURS:** Louis J. DeFelice  
LOUIS J. DEFELICE, Capt, SGAM, DS

Declare that the above information is accurate and complete to the best  
of belief

**AIR STAFF REVIEWER:** Louis E. Dumas DATE: 20  
Louis E. Dumas, CMR, USAF  
Medical Manpower Division  
Dir of Medical Programs and Resources  
Office of the AF Surgeon General



## AIR STAFF CORRECTION WORKSHEET

**PURPOSE:** To provide corrected answer to question 4 of the Medical Data Call,

Tyndall AFB.

**SOURCE:** Air Staff calculation using methodology provided in Data Call adjusted per direction of the Joint Group.

**METHOD:** During the course of completing this Data Call, MAJCOMs and facilities asked for clarification on terminology and sources cited in the questionnaire. After reviewing the inputs, we determined that there was too much room for misinterpretation and errors. To ensure consistency in the data, the Air Staff calculated MTF cost for each facility using consistent sources and methodology. This Air Staff determined result was used for the Joint Group process.

After this calculation was done and the information provided to MAJCOMs, the methodology was altered by the Joint Group. The cost was adjusted by not deleting the CAT II RWP (Para B(7)) and not adding payraises and inflation factors in Para C.

**CONCLUSION:** Adjusted MTF cost for Tyndall AFB is \$ 7270.98 vice 7742.35.

**MAJCOM CONCURS:** Sgt Whyard, HQ AETE /SG ALX. SSN 487-5027

**BASE CONCURS.**

I certify that the above information is accurate and complete to the best of my knowledge and belief.

**AIR STAFF REVIEWER:** Laura E. Du Mez DATE: 21 Oct 94

Laura E. DuMez, CMSgt, USAF  
Medical Manpower Division  
Dir of Medical Programs and Resources  
Office of the AF Surgeon General

JOINT SERVICE QUESTIONNAIRE - MEDICAL  
TYNDALL AIR FORCE BASE

SECTION 1 - MISSION:

A. Population.

(1) Military Population.

(a) Clinics, Hospitals and Non-Lead Agent Medical Centers: Identify the beneficiary population in your catchment area.

ANSWER: See (c) below.

(b) Lead Agent Medical Centers:

ANSWER: N/A

(c) Regional Population Summary:

| BENEFICIARY TYPE      | ACTUAL FY 1993 | PROJECTED 2001 |
|-----------------------|----------------|----------------|
| ACTIVE DUTY (AD)      | 5782           | 5524           |
| FAMILY MEMBERS OF AD  | 10808          | 9900           |
| SUBTOTAL              | 16590          | 15424          |
| RETIREES AND FAMILIES | 13876          | 14046          |
| OTHERS                | 1046           | 1324           |
| TOTAL                 | 31512          | 30794          |

*15370*

(d) Projected changes in military population: If you anticipate any other changes in your military population through the year 2001, provide specifics about the change - What, When, Numbers Impacted.

ANSWER: None.

(e) Clinics: If there is a significant difference in the beneficiary population between your 20-mile catchment area and a 40-mile area, please comment.

ANSWER: None.

(2) All Facilities: Total Military and Civilian Population in Area: Provide the US Census population for your 40-mile catchment area.

ANSWER: 172,566

B. Civilian Catchment Information. List all the community hospitals in your local 40 mile catchment area (this section does not apply to Lackland, Keesler, and bases supported by clinics (Randolph, Goodfellow, Vance and Reese)).

(1) Catchment Area Community Hospitals.

(a) Hospital Catchment Area: Defined as sets of zip codes emanating from the center of the MTF within a radius of 40 miles.

| HOSPITAL NAME      | CITY, COUNTY, STATE  | OWNER-SHIP     | DIST  | DRIVE TIME | BEDS | OCC RATE | JCAHO | RELATION-SHIP | FEAT URES |
|--------------------|----------------------|----------------|-------|------------|------|----------|-------|---------------|-----------|
| Bay Medical Center | Panama City, Bay, FL | Govt, nonfed   | 8 mi  | 25 min     | 302  | 71%      | YES   | 1             | 2         |
| HCA Gulf Coast     | Panama City, Bay, FL | Investor Owned | 15 mi | 45 min     | 176  | 62%      | YES   |               | 3         |

NOTES:

1 CHAMPUS Select Provider

2 Coronary and Post-Coronary Care, Intensive Care, MRI/CT, Physical Therapy, Cardiac Catheterization, Oncology, Nuclear Medicine, Women's Center.

3 Critical and Intensive Care, Dedicated Pediatric Unit, Radiation/Oncology, Rehabilitation, Adult Psychiatric Unit, Cardiac Catheterization, Sleep Disorders Center, Home Health Care/Hospice, Childhood Communications Disorders Clinic, EMS Service.

(b) Discuss the availability of public transportation, or other issues, such as geographical barriers, or weather conditions.

ANSWER: There is no public transportation with the exception of private taxi cab services. The catchment area lies on the Gulf of Mexico and surrounds a large bay on three sides. Driving distances are further than direct distances due to limited bridges across the bay.

(2) Catchment Area Civilian Providers.

(a) Complete the following table for the civilian providers that are currently practicing within your 40-mile catchment area.

PROVIDER TYPE: AS OF 30 SEP 94

|                               |     |
|-------------------------------|-----|
| Primary Care                  |     |
| General & Family Practitioner | 19  |
| Internal Medicine             | 15  |
| Pediatrics                    | 11  |
| Obstetrics                    | 10  |
| Physician Extenders           | 7   |
| Specialty Care                | 128 |

(b) Discuss the availability/accessibility of civilian providers, especially for key services required of the MTF population (e.g., obstetrics/gynecology). That is, while there may be an

adequate number of PCPs in the community, are they able to accommodate increased workload in needed specialty areas should the MTF cease inpatient operations?

ANSWER: The Tyndall catchment area has a shortage of both primary care and specialty care providers. Primary care appointments are difficult to obtain and most physicians are not accepting new patients. Appointment availability in primary care ranges from 2 days for acute pediatric appointments to up to 21 days for routine OB/GYN care.

(c) Are there any specialties in your area that do not accept CHAMPUS assignment? If so, do these providers balance-bill CHAMPUS patients?

ANSWER: The following specialties do not accept CHAMPUS assignment and balance-bill their patients: ENT and Dermatology. The following specialties do not accept CHAMPUS assignment but typically do not balance-bill: OB/GYN and Pediatrics.

## SECTION 2 - FACILITIES

A. Complete the Base Medical Facilities Listing and Overall Assessment of Base Medical Facilities tables below:

| Bldg No. | Category Code | Category Description    | Gross Square Footage | Year Constructed | Condition Code & Date of Report |
|----------|---------------|-------------------------|----------------------|------------------|---------------------------------|
| 0546     | 171214        | Physiological Training  | 8350                 | 1955             | 1 (28 Feb 94)                   |
| 852      | 510411        | Air Force Clinic        | 6936                 | 1943             | 1 (28 Feb 94)                   |
| 856      | 510418        | Physical Therapy        | 6936                 | 1943             | 3 (28 Feb 94)                   |
| 950      | 510147        | Pharmacy                | 2550                 | 1979             | 1 (28 Feb 94)                   |
| 1309     | 510175        | Flight Surgeon Clinic   | 6936                 | 1943             | 1 (28 Feb 94)                   |
| 1311     | 510411        | Air Force Clinic        | 6936                 | 1943             | 1 (28 Feb 94)                   |
| 1404     | 510175        | Flight Surgeon Clinic   | 6936                 | 1943             | 3 (28 Feb 94)                   |
| 1406     | 510411        | Air Force Clinic        | 6936                 | 1943             | 3 (28 Feb 94)                   |
| 1408     | 833354        | Waste Disposal Facility | 672                  | 1988             | 1 (28 Feb 94)                   |
| 1464     | 510125        | Medical Command & Admin | 5680                 | 1989             | 1 (28 Feb 94)                   |
| 1465     | 510001        | Composite Med           | 87479                | 1967             | 1 (28 Feb 94)                   |
| 1467     | 510713        | Materiel Services       | 7000                 | 1982             | 1 (28 Feb 94)                   |
| 1468     | 510713        | Materiel Services       | 4000                 | 1991             | 1 (28 Feb 94)                   |
| 1471     | 442515        | Medical Storage         | 9225                 | 1990             | 1 (28 Feb 94)                   |
| 1307     | 510411        | Air Force Clinic        | 6936                 | 1943             | 1 (28 Feb 94)                   |

B. Overall Facility Condition Assessment.

| FUNCTION/SYSTEM             | % ADEQUATE | % SUBSTANDARD | % INADEQUATE |
|-----------------------------|------------|---------------|--------------|
| 1. Parking                  | 85         | 15            | 0            |
| 2. Administration           | 88         | 9             | 3            |
| 3. Central Sterile Services | 60         | 40            | 0            |
| 4. Dental                   | 40         | 30            | 30           |
| 5. Emergency Services       | 100        | 0             | 0            |
| 6. Food Services            | 50         | 50            | 0            |
| 7. Laboratories             | 75         | 0             | 25           |

|                            |     |    |    |
|----------------------------|-----|----|----|
| 8. Logistics               | 98  | 2  | 0  |
| 9. Inpatient Nursing       | 95  | 5  | 0  |
| 10. Labor/Delivery/Nursery | 25  | 75 | 0  |
| 11. Outpatient Clinic      | 95  | 5  | 0  |
| 12. Pharmacy               | 95  | 2  | 3  |
| 13. Radiology              | 35  | 65 | 0  |
| 14. Surgical Suite         | 60  | 10 | 30 |
| 15. Building Systems       |     |    |    |
| a. Structural/Seismic      | 80  | 0  | 20 |
| b. HVAC                    | 70  | 30 | 0  |
| c. Plumbing                | 70  | 30 | 0  |
| d. Electrical Service      | 90  | 10 | 0  |
| e. Electrical Distribution | 95  | 5  | 0  |
| f. Emergency Power         | 100 | 0  | 0  |

**SECTION 3 - CONTINGENCY/MOBILIZATION:**

A. Provide the distance, in driving miles, that your facility is located from any military or civilian airfield that can accommodate a C-9 aircraft.

ANSWER: Both the local military and civilian airfields can accommodate C-9 aircraft. The distance from our facility to the Tyndall AFB flightline is 1 mile. The distance is 15 miles to the Panama City/Bay County Airport.

B. Designed Operational Capability (DOC) Statement Taskings: What are your facility's DOC statement taskings?

ANSWER: FFGK2 - 38-man ATH augmentation package  
FFGK4 - 29-man ATH augmentation package  
FFGK5 - 43-man 50-bed ATH augmentation package  
FFGK6 - 8-man ATH surgical package  
FFGLB - 19-man decontamination team  
FFGLE - 13-man Patient Retrieval Team  
FFQC1 - 2-man Aeromedical Flight Surgeon Crew  
and a 15-man Blood Donor Center.

C. Operational Beds: Indicate the number of operating beds for your facility.

ANSWER: Operating beds - 25

D. Bed Expansion Capacity: Annotate the total number of beds that can be used in nursing units or rooms designed for patient beds.

ANSWER: Expanded Beds - 79

SECTION 4 - MTF COSTS: Calculate the MTF cost per Relative Weighted Products (RWP).

ANSWER: \$7,575

SECTION 5 - LOCAL ASSESSMENT:

A. Assuming current DOD population levels, what impact would the reduction or closure of MTF inpatient capability have on your catchment area? Can the local community provide the necessary inpatient services?

ANSWER: The closure of Tyndall AFB's MTF would have a significant impact on local inpatient capabilities. Tyndall's beds help absorb an area that currently has one Medical/Surgical bed per 500 population. Occupancy of local civilian facilities has been between 60% and 73%. The other capabilities Tyndall has because of its inpatient beds, would be curtailed in service areas that are not available locally or are in short supply (i.e., OB/GYN services). Eglin AFB is the closest MTF, 80 miles or one and a half hours away.

B. Assuming no remaining active duty Air Force and their families, what impact would the closure of the entire MTF have on your catchment area? Can the local community provide the necessary services?

ANSWER: The closure of Tyndall's MTF would have a very significant and detrimental impact. Local resources in Primary Care and OB/GYN are well below demand. Many services are not accepting new patients or are not accepting CHAMPUS. The area is underserved in most specialties provided by Tyndall. The local community has some of the right specialties but does not have them in sufficient numbers to serve the population the MTF currently serves. The local physician community is also very resistant to any managed care initiatives such as TRICARE.

## AIR STAFF CORRECTION WORKSHEET

**PURPOSE:** To provide corrected answer to question 4 of the Medical Data Call, Tyndall AFB.

**SOURCE:** Air Staff calculation using methodology provided in Data Call.

**METHOD:** During the course of completing this Data Call, MAJCOMs and facilities asked for clarification on terminology and sources cited in the questionnaire. After reviewing the inputs, we determined that there was too much room for misinterpretation and errors. To ensure consistency in the data, the Air Staff calculated MTF cost for each facility using consistent sources and methodology. This Air Staff determined result will be used for the Joint Group process.

**CONCLUSION:** MTF cost for Tyndall AFB is \$7742.35.

**MAJCOM CONCURS:** MSgt Keyes, HQ AETC/SGAC.

**BASE CONCURS.**

I certify that the above information is accurate and complete to the best of my knowledge and belief.

**AIR STAFF REVIEWER:**

*Laura E. DuMez*  
Laura E. DuMez, CMSgt, USAF

**DATE:** 27 Jun 94

Medical Manpower Division  
Dir of Medical Programs and Resources  
Office of the AF Surgeon General

# Document Separator



## AIR STAFF CORRECTION WORKSHEET

**PURPOSE:** To provide corrected answer to question 4 of the Medical Data Call, USAF Academy.

**SOURCE:** Air Staff calculation using methodology provided in Data Call adjusted per direction of the Joint Group.

**METHOD:** During the course of completing this Data Call, MAJCOMs and facilities asked for clarification on terminology and sources cited in the questionnaire. After reviewing the inputs, we determined that there was too much room for misinterpretation and errors. To ensure consistency in the data, the Air Staff calculated MTF cost for each facility using consistent sources and methodology. This Air Staff determined result was used for the Joint Group process.

After this calculation was done and the information provided to MAJCOMs, the methodology was altered by the Joint Group. The cost was adjusted by not deleting the CAT II RWP's (Para B(7)) and not adding payraises and inflation factors in Para C.

**CONCLUSION:** Adjusted MTF cost for USAF Academy AFB is \$4162.44 vice \$4426.04.

**MAJCOM CONCURS:** Capt Cecil, HQ USAFA/SGM, DSN 259-5126.

**BASE CONCURS.** N/A

I certify that the above information is accurate and complete to the best of my knowledge and belief.

**AIR STAFF REVIEWER:** Laura E. DuMez **DATE:** 21 Oct 94

Laura E. DuMez, CMSgt, USAF  
Medical Manpower Division  
Dir of Medical Programs and Resources  
Office of the AF Surgeon General

## AIR STAFF CORRECTION WORKSHEET

**PURPOSE:** To provide additional information not requested in the original medical data call for USAF Academy.

**SOURCE:** HQ AFMSA/SGSFW, Capt O'Brien, DSN 297-5554

**METHOD:** In Oct 94, the Joint Group asked for information concerning "Available Beds" in each MTF.

"Available Beds" are defined as: "the number of beds readily available in space designed for inpatient bed placement. The space will meet current accreditation standards and usually have suction, medical gas and nurse call capability. Bed space that has been permanently encumbered (requires construction to convert it to usable bed space) will not be considered. The space will normally have 140 to 200 square feet per bed. The Available Bed Capacity figure will at a minimum equal the operating beds at a facility plus other bed space meeting the above requirements as reported in the data calls."

HQ AFMSA/SGSFW conducted a survey in Nov 93 that collected information for "Normal Beds." The definition above approximates the definition for "Normal Beds" as specified in that survey. It was determined appropriate to use the data submitted by the MTFs in Nov 93 for "Normal Beds" to meet this late requirement for "Available Beds."

**CONCLUSION:** Available beds for USAF Academy are 80.

**MAJCOM CONCURS:** Capt Cecil, HQ USAFA/SGM, DSN 259-5126.

**BASE CONCURS.**

I certify that the above information is accurate and complete to the best of my knowledge and belief.

**AIR STAFF REVIEWER:** Laura E. DuMez      **DATE:** 21 Oct 94

Laura E. DuMez, CMSgt, USAF  
Medical Manpower Division  
Dir of Medical Programs and Resources  
Office of the AF Surgeon General

DEPARTMENT OF THE AIR FORCE  
HEADQUARTERS UNITED STATES AIR FORCE  
USAF ACADEMY COLORADO


20 JUN 1994

MEMORANDUM FOR HQ USAF/XOOR

FROM: HQ USAFA/XPM  
2304 Cadet Drive, Suite 352  
USAF Academy CO 80840-5002

SUBJECT: BRAC 95 Joint Cross-Service Group Data Call

1. Attached is the USAF Academy Military Treatment Facility data call package.
2. The data were prepared by Capt Cecil and TSgt Carter, medical resource management office, DSN 259-5126 and reviewed by Mr Pasley of my staff, DSN 259-3350.



ROBERT MULDROW, Colonel, USAF  
Director of Plans and Programs

Attachment:  
Data Call

## Section 1. MISSION

### A. Population

- 1a. see attachment 1
- 1b. N/A
- 1c. Beneficiary Type (see attachment 2)

### B. Civilian Catchment Area

- 1a. see attachment 3
- 1b. Adequate public transportation is not available in the area to help patients obtain routine care off base. There is a bus service in Colorado Springs; however, it doesn't serve the Academy and only stops at two large hospitals. There is no city bus service on weekends or holidays. Academy housing is approximately 5 miles from the gate, and the nearest civilian hospital is 15 miles.
- 2a. see attachment 4

## Section 2. BASE MEDICAL FACILITIES

- BMF Listing - see attachment 5
- Overall Assessment of BMF - see attachment 6

## Section 3. CONTINGENCY/MOBILIZATION

### A. 13 miles

B. (1) Mobility-deploy manpower augmentation package (FFGE), 214 persons to expand an existing MTF by 125 beds.

(2) Operate Casualty Treatment Hospital (CTH) which expands peacetime capabilities - to operate 3 operating rooms, additional 157 beds.

(3) Tasked with operating 190 bed minimal care facility.

(4) Establish and operate Blood Donor Center.

(5) Support unit mobility BW/CW antidote program.

(6) Residual staff tasked to work 60 hour work week providing care to eligible beneficiaries.

C. 55 operating beds

D. 157 expanded beds

## Section 4. MTF COSTS

- B1. \$13,243,697 Total MEPRS-A Expense
- 2. \$306,745 Total expenses in EBE + EBF
- 2a. .02542 Percent selected E
- 2b. \$3,668,938 Total E in A

- 2c. \$93,264 E expenses to remove from A
- 3a. \$176,013 Other F's
- 3b. \$4,619 Total E in other F's
- 3c. \$117 E to remove from other F's
- 3d. \$175,896 Other F's less E
- 3e. .4042 Percent inpatient
- 3f. \$71,097 Final other F
- 3g. \$71,097 Final F expenses
- 4. \$13,008,049 Total Cat III + MEPRS expense
- 5. \$13,010,651 Cat III + MEPRS adjusted to Biometrics Volume
- 6.  $13,010,651 / 3688.59$  (Total RWPs) = \$3,527.2694 Cost per RWP  
\$3,270,809 Cost of Cat III Subset RWPs
- 7. \$9,739,842 Total estimated Cat III inpatient expenses
- 8. 2,761.299 Cat III RWPs  
\$3,527.27 Cost per Cat III RWPs

**C. Burdening for Add-ons and Inflation**

- 1. \$33.06 per RWP DMDC Add-on
- 2. \$3,858.33 Total cost to distribute
- 3. \$578.75 Civilian pay  
\$2,160.66 Mil Pay  
\$1,118.92 Other
- 4. \$617.99 Civilian Pay  
\$2,277.57 Mil Pay
- 5. \$708.83
- 6. Asset Use Charge \$737.18 Civilian pay  
\$2,368.67 Mil Pay  
\$1,163.68 Other
- 7. DOD Deflation \$1,260.27 Other
- 8. \$4,366.12 Cat III cost per RWP

MTF Cost per RWP = ~~-\$4,366.12~~ 4426.04

see next page.

## AIR STAFF CORRECTION WORKSHEET

**PURPOSE:** To provide corrected answer to question 4 of the Medical Data Call, USAF Academy.

**SOURCE:** Air Staff calculation using methodology provided in Data Call.

**METHOD:** During the course of completing this Data Call, MAJCOMs and facilities asked for clarification on terminology and sources cited in the questionnaire. After reviewing the inputs, we determined that there was too much room for misinterpretation and errors. To ensure consistency in the data, the Air Staff calculated MTF cost for each facility using consistent sources and methodology. This Air Staff determined result will be used for the Joint Group process.

**CONCLUSION:** MTF cost for USAF Academy is \$4426.04.

**MAJCOM CONCURS:** Audrey Bruce, USAFA/SGM.

**BASE CONCURS.**

I certify that the above information is accurate and complete to the best of my knowledge and belief.

**AIR STAFF REVIEWER:** Laura E. DuMez DATE: 27 Jun 94

Laura E. DuMez, CMSgt, USAF  
Medical Manpower Division  
Dir of Medical Programs and Resources  
Office of the AF Surgeon General

## SECTION 5. LOCAL ASSESSMENT

A. Downsizing or closure of inpatient capabilities would severely impact the cadet mission in that inpatient services would have to be obtained in the civilian community, or from the Army. The nearest civilian hospital is 15 miles away and the nearest military hospital (Ft Carson) is 25 miles away. Ft Carson has indicated on several occasions that they are not staffed, equipped, or constructed to support the Academy cadet medical requirements. Cost and inability to support cadets' needs in a timely fashion would also be a serious concern. Lack of hospitalization capabilities will result in an increase of medical turnbacks due to loss class time. Special provisions are in effect to ensure hospitalized cadets maintain academic currency.

B. The USAFA Hospital is a referral facility to Peterson AFB and Cheyenne Mountain. Also, Central Region, Ellsworth and Minot AFB for diagnostic hearing center. In addition, an increase of CHAMPUS cost is estimated at \$45 to \$50,000,000 per annum.

Section I, A(1)(a)

RAPS MODEL FY93 BASELINE POPULATION ESTIMATES

JUN 6, 1994

V 6.01 03/30/94

10:21:03

RETAINED HISTORICAL CATCHMENT AREAS

BRAC III.03 03/15/94

0

USAF ACADEMY HOSP

( COLORADO SERVICE AREA )

0

POPULATION BY AGE/SEX

| AGE/SEX | ACTIVE DUTY | DEPS OF ACT DTY | MED ELG NG/RES | DEPS OF NG/RES | RETIRED | DEPS OF RETIRED | SURVIVR | TOTAL |
|---------|-------------|-----------------|----------------|----------------|---------|-----------------|---------|-------|
| 00-04/M | --          | 1179            | --             | 2              | --      | 82              | 3       | 1266  |
| 05-14/M | --          | 2304            | --             | 8              | --      | 695             | 35      | 3042  |
| 15-17/M | --          | 450             | --             | 4              | --      | 515             | 15      | 984   |
| 18-24/M | 5244        | 317             | 6              | 4              | 5       | 884             | 24      | 6484  |
| 25-34/M | 3266        | 120             | 6              | 0              | 28      | 22              | 3       | 3445  |
| 35-44/M | 2425        | 107             | 4              | 1              | 782     | 19              | 4       | 3342  |
| 45-64/M | 339         | 46              | 5              | 2              | 5244    | 9               | 2       | 5647  |
| 65+ /M  | --          | 2               | --             | 0              | 2082    | 8               | 1       | 2093  |
| 00-04/F | --          | 1096            | --             | 3              | --      | 89              | 11      | 1199  |
| 05-14/F | --          | 2124            | --             | 18             | --      | 676             | 15      | 2833  |
| 15-17/F | --          | 414             | --             | 11             | --      | 472             | 13      | 910   |
| 18-24/F | 980         | 843             | 1              | 5              | 0       | 835             | 23      | 2687  |
| 25-34/F | 643         | 1866            | 1              | 5              | 15      | 136             | 13      | 2679  |
| 35-44/F | 375         | 1595            | 3              | 14             | 51      | 1088            | 39      | 3165  |
| 45-64/F | 17          | 277             | 1              | 8              | 65      | 4638            | 307     | 5313  |
| 65+ /F  | --          | 9               | --             | 0              | 45      | 1590            | 461     | 2105  |
| 0 TOTAL | 13289       | 12749           | 27             | 85             | 8317    | 11758           | 969     | 47194 |



RAPS POPULATION PROJECTION REPORT  
 FY94 BASED UPON FY93 BASELINE

JUN 6, 1994  
 10:21:03

V 6.01 03/30/94

RETAINED HISTORICAL CATCHMENT AREAS

BRAC III.03 03/15/94

0

USAF ACADEMY HOSP

( COLORADO SERVICE AREA )

0

POPULATION BY AGE/SEX

| AGE/SEX | ACTIVE DUTY | DEPS OF ACT DTY | MED ELG NG/RES | DEPS OF NG/RES | RETIRED | DEPS OF RETIRED | SURVIVR | TOTAL |
|---------|-------------|-----------------|----------------|----------------|---------|-----------------|---------|-------|
| 00-04/M | --          | 1151            | --             | 2              | --      | 82              | 3       | 1238  |
| 05-14/M | --          | 2250            | --             | 8              | --      | 694             | 35      | 2987  |
| 15-17/M | --          | 440             | --             | 4              | --      | 514             | 15      | 973   |
| 18-24/M | 5184        | 310             | 6              | 4              | 5       | 882             | 24      | 6415  |
| 25-34/M | 3301        | 118             | 6              | 0              | 27      | 22              | 3       | 3477  |
| 35-44/M | 2450        | 105             | 4              | 1              | 787     | 19              | 4       | 3370  |
| 45-64/M | 343         | 45              | 5              | 2              | 5195    | 9               | 2       | 5601  |
| 65+ /M  | --          | 2               | --             | 0              | 2218    | 8               | 1       | 2229  |
| 00-04/F | --          | 1073            | --             | 3              | --      | 89              | 11      | 1176  |
| 05-14/F | --          | 2075            | --             | 17             | --      | 675             | 15      | 2782  |
| 15-17/F | --          | 405             | --             | 11             | --      | 471             | 13      | 900   |
| 18-24/F | 974         | 824             | 1              | 5              | 0       | 833             | 23      | 2660  |
| 25-34/F | 650         | 1825            | 1              | 5              | 15      | 136             | 13      | 2645  |
| 35-44/F | 379         | 1557            | 3              | 14             | 51      | 1088            | 39      | 3131  |
| 45-64/F | 17          | 270             | 1              | 8              | 64      | 4651            | 302     | 5313  |
| 65+ /F  | --          | 9               | --             | 0              | 47      | 1680            | 498     | 2234  |
| 0 TOTAL | 13298       | 12459           | 27             | 84             | 8409    | 11853           | 1001    | 47131 |

RAPS POPULATION PROJECTION REPORT  
 FY95 BASED UPON FY93 BASELINE  
 RETAINED HISTORICAL CATCHMENT AREAS  
 USAF ACADEMY HOSP  
 COLORADO SERVICE AREA

JUN 6, 1994  
 10:21:03

V 6.01 03/30/94  
 0

BRAC III.03 03/15/94

0

POPULATION BY AGE/SEX

| AGE/SEX | ACTIVE DUTY | DEPS OF ACT DTY | MED ELG NG/RES | DEPS OF NG/RES | RETIRED | DEPS OF RETIRED | SURVIVR | TOTAL |
|---------|-------------|-----------------|----------------|----------------|---------|-----------------|---------|-------|
| 00-04/M | --          | 1113            | --             | 2              | --      | 81              | 3       | 1199  |
| 05-14/M | --          | 2174            | --             | 8              | --      | 684             | 35      | 2901  |
| 15-17/M | --          | 425             | --             | 4              | --      | 506             | 15      | 950   |
| 18-24/M | 5045        | 299             | 6              | 4              | 5       | 867             | 24      | 6250  |
| 25-34/M | 3192        | 112             | 6              | 0              | 27      | 22              | 3       | 3362  |
| 35-44/M | 2369        | 102             | 4              | 1              | 785     | 19              | 4       | 3284  |
| 45-64/M | 332         | 44              | 5              | 2              | 5075    | 9               | 2       | 5469  |
| 65+ /M  | --          | 2               | --             | 0              | 2342    | 9               | 1       | 2354  |
| 00-04/F | --          | 1035            | --             | 3              | --      | 88              | 11      | 1137  |
| 05-14/F | --          | 2004            | --             | 17             | --      | 666             | 15      | 2702  |
| 15-17/F | --          | 391             | --             | 11             | --      | 466             | 13      | 881   |
| 18-24/F | 946         | 795             | 1              | 5              | 0       | 819             | 23      | 2589  |
| 25-34/F | 629         | 1763            | 1              | 5              | 14      | 134             | 13      | 2559  |
| 35-44/F | 366         | 1504            | 3              | 14             | 51      | 1074            | 39      | 3051  |
| 45-64/F | 17          | 261             | 1              | 8              | 63      | 4607            | 294     | 5251  |
| 65+ /F  | --          | 9               | --             | 0              | 51      | 1761            | 536     | 2357  |
| 0 TOTAL | 12896       | 12033           | 27             | 84             | 8413    | 11812           | 1031    | 46296 |

RAPS POPULATION PROJECTION REPORT  
 FY96 BASED UPON FY93 BASELINE

JUN 6, 1994  
 10:21:03

V 6.01 03/30/94 RETAINED HISTORICAL CATCHMENT AREAS BRAC III.03 03/15/94  
 0 USAF ACADEMY HOSP  
 ( COLORADO SERVICE AREA )

0 POPULATION BY AGE/SEX

| AGE/SEX | ACTIVE DUTY | DEPS OF ACT DTY | MED ELG NG/RES | DEPS OF NG/RES | RETIRED | DEPS OF RETIRED | SURVIVR | TOTAL |
|---------|-------------|-----------------|----------------|----------------|---------|-----------------|---------|-------|
| 00-04/M | --          | 1135            | --             | 2              | --      | 80              | 3       | 1220  |
| 05-14/M | --          | 2218            | --             | 8              | --      | 679             | 35      | 2940  |
| 15-17/M | --          | 433             | --             | 4              | --      | 502             | 15      | 954   |
| 18-24/M | 5082        | 305             | 6              | 4              | 5       | 858             | 24      | 6284  |
| 25-34/M | 3268        | 115             | 6              | 0              | 26      | 22              | 3       | 3440  |
| 35-44/M | 2427        | 104             | 4              | 1              | 783     | 19              | 4       | 3342  |
| 45-64/M | 339         | 45              | 5              | 2              | 4990    | 9               | 2       | 5392  |
| 65+ /M  | --          | 2               | --             | 0              | 2444    | 9               | 1       | 2456  |
| 00-04/F | --          | 1058            | --             | 3              | --      | 87              | 11      | 1159  |
| 05-14/F | --          | 2046            | --             | 17             | --      | 661             | 15      | 2739  |
| 15-17/F | --          | 398             | --             | 11             | --      | 460             | 13      | 882   |
| 18-24/F | 956         | 812             | 1              | 5              | 0       | 811             | 23      | 2608  |
| 25-34/F | 643         | 1801            | 1              | 5              | 14      | 133             | 13      | 2610  |
| 35-44/F | 375         | 1533            | 3              | 14             | 51      | 1065            | 39      | 3080  |
| 45-64/F | 17          | 267             | 1              | 8              | 62      | 4579            | 291     | 5225  |
| 65+ /F  | --          | 9               | --             | 0              | 52      | 1825            | 575     | 2461  |
| 0 TOTAL | 13107       | 12281           | 27             | 84             | 8427    | 11799           | 1067    | 46792 |

RAPS POPULATION PROJECTION REPORT  
 FY97 BASED UPON FY93 BASELINE

JUN 6, 1994  
 10:21:03

V 6.01 03/30/94  
 0

RETAINED HISTORICAL CATCHMENT AREAS BRAC III.03 03/15/94  
 USAF ACADEMY HOSP  
 ( COLORADO SERVICE AREA )

0

POPULATION BY AGE/SEX

| AGE/SEX | ACTIVE DUTY | DEPS OF ACT DTY | MED ELG NG/RES | DEPS OF NG/RES | RETIRED | DEPS OF RETIRED | SURVIVR | TOTAL |
|---------|-------------|-----------------|----------------|----------------|---------|-----------------|---------|-------|
| 00-04/M | --          | 1093            | --             | 2              | --      | 80              | 3       | 1178  |
| 05-14/M | --          | 2132            | --             | 8              | --      | 674             | 35      | 2849  |
| 15-17/M | --          | 417             | --             | 4              | --      | 499             | 15      | 935   |
| 18-24/M | 5017        | 294             | 6              | 4              | 5       | 853             | 24      | 6203  |
| 25-34/M | 3138        | 112             | 6              | 0              | 26      | 21              | 3       | 3306  |
| 35-44/M | 2328        | 100             | 4              | 1              | 779     | 19              | 4       | 3235  |
| 45-64/M | 326         | 43              | 5              | 2              | 4941    | 9               | 2       | 5328  |
| 65+ /M  | --          | 2               | --             | 0              | 2526    | 9               | 1       | 2538  |
| 00-04/F | --          | 1016            | --             | 3              | --      | 86              | 11      | 1116  |
| 05-14/F | --          | 1967            | --             | 17             | --      | 654             | 15      | 2653  |
| 15-17/F | --          | 383             | --             | 11             | --      | 457             | 13      | 864   |
| 18-24/F | 939         | 781             | 1              | 5              | 0       | 805             | 23      | 2554  |
| 25-34/F | 618         | 1731            | 1              | 5              | 14      | 132             | 13      | 2514  |
| 35-44/F | 361         | 1475            | 3              | 14             | 51      | 1057            | 39      | 3000  |
| 45-64/F | 16          | 256             | 1              | 8              | 62      | 4572            | 288     | 5203  |
| 65+ /F  | --          | 9               | --             | 0              | 54      | 1881            | 610     | 2554  |
| 0 TOTAL | 12743       | 11811           | 27             | 84             | 8458    | 11808           | 1099    | 46030 |

RAPS POPULATION PROJECTION REPORT

JUN 6, 1994

FY98 BASED UPON FY93 BASELINE

10:21:03

V 6.01 03/30/94

RETAINED HISTORICAL CATCHMENT AREAS

BRAC III.03 03/15/94

0

USAF ACADEMY HOSP

( COLORADO SERVICE AREA )

0

POPULATION BY AGE/SEX

| AGE/SEX | ACTIVE DUTY | DEPS OF ACT DTY | MED ELG NG/RES | DEPS OF NG/RES | RETIRED | DEPS OF RETIRED | SURVIVR | TOTAL |
|---------|-------------|-----------------|----------------|----------------|---------|-----------------|---------|-------|
| 00-04/M | --          | 1093            | --             | 2              | --      | 80              | 3       | 1178  |
| 05-14/M | --          | 2133            | --             | 8              | --      | 673             | 35      | 2849  |
| 15-17/M | --          | 417             | --             | 4              | --      | 498             | 15      | 934   |
| 18-24/M | 5017        | 295             | 6              | 4              | 5       | 850             | 24      | 6201  |
| 25-34/M | 3138        | 112             | 6              | 0              | 26      | 21              | 3       | 3306  |
| 35-44/M | 2330        | 100             | 4              | 1              | 780     | 19              | 4       | 3238  |
| 45-64/M | 326         | 43              | 5              | 2              | 4913    | 9               | 2       | 5300  |
| 65+ /M  | --          | 2               | --             | 0              | 2594    | 10              | 1       | 2607  |
| 00-04/F | --          | 1017            | --             | 3              | --      | 86              | 11      | 1117  |
| 05-14/F | --          | 1967            | --             | 17             | --      | 653             | 15      | 2652  |
| 15-17/F | --          | 383             | --             | 11             | --      | 456             | 13      | 863   |
| 18-24/F | 939         | 780             | 1              | 5              | 0       | 803             | 23      | 2551  |
| 25-34/F | 618         | 1731            | 1              | 5              | 14      | 132             | 13      | 2514  |
| 35-44/F | 361         | 1476            | 3              | 14             | 51      | 1055            | 39      | 2999  |
| 45-64/F | 16          | 256             | 1              | 8              | 62      | 4576            | 287     | 5206  |
| 65+ /F  | --          | 9               | --             | 0              | 55      | 1926            | 644     | 2634  |
| 0 TOTAL | 12745       | 11814           | 27             | 84             | 8500    | 11847           | 1132    | 46149 |

1

## RAPS POPULATION PROJECTION REPORT

JUN 6, 1994

FY99 BASED UPON FY93 BASELINE

10:21:03

V 6.01 03/30/94

RETAINED HISTORICAL CATCHMENT AREAS

BRAC III.03 03/15/94

0

USAF ACADEMY HOSP

( COLORADO SERVICE AREA )

0

## POPULATION BY AGE/SEX

| AGE/SEX | ACTIVE<br>DUTY | DEPS OF<br>ACT DTY | MED ELG<br>NG/RES | DEPS OF<br>NG/RES | RETIRED | DEPS OF<br>RETIRED | SURVIVR | TOTAL |
|---------|----------------|--------------------|-------------------|-------------------|---------|--------------------|---------|-------|
| 00-04/M | --             | 1093               | --                | 2                 | --      | 80                 | 3       | 1178  |
| 05-14/M | --             | 2134               | --                | 8                 | --      | 674                | 35      | 2851  |
| 15-17/M | --             | 417                | --                | 4                 | --      | 498                | 15      | 934   |
| 18-24/M | 5017           | 295                | 6                 | 4                 | 6       | 848                | 24      | 6200  |
| 25-34/M | 3138           | 112                | 6                 | 0                 | 26      | 21                 | 3       | 3306  |
| 35-44/M | 2330           | 100                | 4                 | 1                 | 786     | 19                 | 4       | 3244  |
| 45-64/M | 326            | 43                 | 5                 | 2                 | 4883    | 9                  | 2       | 5270  |
| 65+ /M  | --             | 2                  | --                | 0                 | 2660    | 10                 | 1       | 2673  |
| 00-04/F | --             | 1017               | --                | 3                 | --      | 87                 | 11      | 1118  |
| 05-14/F | --             | 1968               | --                | 17                | --      | 654                | 15      | 2654  |
| 15-17/F | --             | 383                | --                | 11                | --      | 456                | 13      | 863   |
| 18-24/F | 939            | 780                | 1                 | 5                 | 0       | 801                | 23      | 2549  |
| 25-34/F | 618            | 1731               | 1                 | 5                 | 14      | 133                | 13      | 2515  |
| 35-44/F | 361            | 1476               | 3                 | 14                | 51      | 1056               | 39      | 3000  |
| 45-64/F | 16             | 256                | 1                 | 8                 | 61      | 4577               | 286     | 5205  |
| 65+ /F  | --             | 9                  | --                | 0                 | 57      | 1970               | 676     | 2712  |
| 0 TOTAL | 12745          | 11816              | 27                | 84                | 8544    | 11893              | 1163    | 46272 |

Section I, A(1)(c)

| Beneficiary Type      | Actual FY 1993 | Projected 2001 |
|-----------------------|----------------|----------------|
| Active Duty (AD)      | 13316          | 12624          |
| Family Members of AD  | 12834          | 11645          |
| Subtotal              | 26150          | 24269          |
| Retirees and Families | 20075          | 20332          |
| Others                | 969            | 1230           |
| Total                 | 47194          | 45831          |

Section I, A(2)

Local Total Population - 429,000

BRAC 95 Joint Cross-Service Group for MTFs and GME Data Call. Complete as specified. If you use a source other than identified in the questions, state your source and rationale.

**B. Civilian Catchment Information - (Hospitals and Non-Lead Agent Medical Centers Only Complete This - Clinics and Keesler, Lackland, Travis and Wright-Patterson are N/A) :**

**(1) Catchment Area Community Hospitals.**

(a) Please list in the table below all the community hospitals in your local 40 mile catchment area. Include other Department of Defense and federal hospitals, as well as all civilian hospitals. Community hospitals are as defined in the AHA's Hospital Statistics or Hospital Guide publications (e.g. short term with average lengths of stay of less than 30 days, general, medical/ surgical institutions).

Hospital Catchment Area is defined as sets of zip codes emanating from the center of the MTF within a radius of 40 miles. If you are required to use another boundary, please define the geographical region and the reason for its use.

| HOSPITAL NAME        | CITY, COUNTY, STATE     | OWNERSHIP <sup>1</sup> | DISTANCE FROM MTF <sup>2</sup> | DRIVING TIME FROM MTF | BEDS <sup>3</sup> | OCCUPANCY RATE <sup>3</sup> | JCAHO ACCREDITED (YES/NO) | Relation-ships <sup>4</sup>                            | Unique Features <sup>5</sup> |
|----------------------|-------------------------|------------------------|--------------------------------|-----------------------|-------------------|-----------------------------|---------------------------|--|------------------------------|
| Memorial             | Colo Sprs, El Paso, CO  | City                   | 20                             | 30                    | 367               | 52.3                        | YES                       | MOU  | NICU                         |
| Penrose/St Francis   | Colo Sprgs, El Paso, CO | Church Operated        | 18                             | 25                    | 1261              | 63.7                        | YES                       | MOU  | Cardia Svcs                  |
| Evans Army Comm Hosp | Colo Sprgs, El Paso, CO | Govt, Federal          | 30                             | 40                    | 195               | 44.6                        | YES                       | "Partner" in Pikes Peak Region Gateway to Care Program |                              |
|                      |                         |                        |                                |                       |                   |                             |                           |  |                              |
|                      |                         |                        |                                |                       |                   |                             |                           |  |                              |
|                      |                         |                        |                                |                       |                   |                             |                           |  |                              |
|                      |                         |                        |                                |                       |                   |                             |                           |  |                              |

<sup>1</sup> Hospital ownership/control, as defined by the American Hospital Association (e.g. Hospital Statistics).

<sup>2</sup> Distance in driving miles from your facility.

<sup>3</sup> Staffed and licensed, short term community beds as defined by the AHA (e.g. Hospital Statistics)

<sup>4</sup> List any partnerships, MOUs, contracts or other formal or informal relationships with the facility.

<sup>5</sup> Services that would help meet the needs of your population, including: regional trauma center, burn center, designated emergency department, identified outpatient department, etc.



BRAC 95 Joint Cross-Service Group for MTFs and GME Data Call. Complete as specified. If you use a source other than identified in the questions, state your source and rationale.

(b) Discuss the availability of public transportation, or other issues, such as geographical barriers, or weather conditions.

**(2) Catchment Area Civilian Providers.**

(a) Complete the following table for the civilian providers that are currently practicing within your 40 mile catchment area. If you are compelled to use another boundary, please define the geographical region and the reason for its use.

Source: El Paso County Medical Society, 1 Jun 94

| PROVIDER TYPE:                       | AS OF 30 SEP 94 |
|--------------------------------------|-----------------|
| PRIMARY CARE <sup>1</sup>            |                 |
| GENERAL AND FAMILY PRACTITIONERS     | 116             |
| INTERNAL MEDICINE                    | 66              |
| PEDIATRICS (INCLUDE PED SPECIALTIES) | 36              |
| OBSTETRICS AND GYNECOLOGY            | 45              |
| PHYSICIAN EXTENDERS <sup>2</sup>     | 101             |
| SPECIALTY CARE <sup>3</sup>          | 415             |

\* Numbers for physicians are for El Paso & Teller Counties

\* Numbers for physician extenders are estimated from area PAs & yellow pages.

<sup>1</sup> Includes general practitioners, family practice, internal medicine, general pediatrics, pediatric subspecialties, and obstetrics/gynecology.

<sup>2</sup> Includes physician assistants and nurse practitioners.

<sup>3</sup> All other physician providers not included in the primary care category. (Please indicate the SOURCE of your information, and date.)

(b) Discuss the availability/accessibility of civilian providers, especially for key services required of the MTF population (e.g., obstetrics/gynecology). That is, while there may be an adequate number of PCPs in the community, are they able to accommodate increased workload in needed specialty areas should the MTF cease inpatient operations (e.g., accepting new patients, waiting times for routine and follow up appointments, etc.)?

No specific concerns regarding accessibility of care from civilian sources.

(c) Are there any specialties in your area that do not accept CHAMPUS assignment (list by specialty)? If so, do these providers balance-bill CHAMPUS patients? No



BRAC 95 Joint Cross-Service Group for MTFs and GME Data Call. Complete as specified. If you use a source other than identified in the questions, state your source and rationale.

Overall Assessment of Base Medical Facilities

Prepared by: ROBERT M. BROWN Phone #: 719-472-5120 Date: 2 June 94

MAJCOM: USAF Academy Base: USAF Academy

Organization: USAF Academy Hospital

Total Gross Square Feet of Base Medical Facilities: 190,537

JCAHO Life Safety Management Score 1 Date of JCAHO Survey: 21 April 1994

Overall Facility Condition Assessment

| Function/System             | %Adequate | %Substandard | %Inadequate |
|-----------------------------|-----------|--------------|-------------|
| 1) Parking                  | 87% ✓     | ✓            | 13          |
| 2) Administration           | 80% ✓     | ✓            | 20          |
| 3) Central Sterile Services | 78% ✓     | ✓            | 22          |
| 4) Dental                   | 80% ✓     | ✓            | 20          |
| 5) Emergency Services       | 82% ✓     | ✓            | 18          |
| 6) Food Services            | 92% ✓     | ✓            | 8           |
| 7) Laboratories             | 98% ✓     | ✓            | 2           |
| 8) Logistics                | 98% ✓     | ✓            | 2           |
| 9) Inpatient Nursing Units  | 94% ✓     | ✓            | 6           |
| 10) Labor/Delivery/Nursery  | 98% ✓     | ✓            | 2           |
| 11) Outpatient Clinic       | 72% ✓     | ✓            | 28          |
| 12) Pharmacy                | 82% ✓     | ✓            | 18          |
| 13) Radiology               | 79% ✓     | ✓            | 21          |
| 14) Surgical Suite          | 80% ✓     | ✓            | 20          |
| 15) Building Systems        |           |              |             |
| a) Structural/Seismic:      | 93% ✓     | ✓            | 7           |
| b) HVAC:                    | 70% ✓     | ✓            | 30          |
| c) Plumbing:                | 89% ✓     | ✓            | 11          |
| d) Electrical Service:      | 90% ✓     | ✓            | 10          |
| e) Electrical Distribution: | 93% ✓     | ✓            | 7           |
| f) Emergency Power:         | 90% ✓     | ✓            | 10          |

PLEASE REFER TO BACK FOR ADDITIONAL INFORMATION:

\* Capt O'Brian @ AFSG, (202) 767-5554 (discussed this with Academy personnel by phone & made the above decisions. C. Livan, Dabls 11/9/94

# Document Separator

## AIR STAFF CORRECTION WORKSHEET

**PURPOSE:** To provide additional information not requested in the original medical data call for Vandenberg AFB.

**SOURCE:** HQ AFMSA/SGSFW, Capt O'Brien, DSN 297-5554

**METHOD:** In Oct 94, the Joint Group asked for information concerning "Available Beds" in each MTF.

"Available Beds" are defined as: "the number of beds readily available in space designed for inpatient bed placement. The space will meet current accreditation standards and usually have suction, medical gas and nurse call capability. Bed space that has been permanently encumbered (requires construction to convert it to usable bed space) will not be considered. The space will normally have 140 to 200 square feet per bed. The Available Bed Capacity figure will at a minimum equal the operating beds at a facility plus other bed space meeting the above requirements as reported in the data calls."

HQ AFMSA/SGSFW conducted a survey in Nov 93 that collected information for "Normal Beds." The definition above approximates the definition for "Normal Beds" as specified in that survey. It was determined appropriate to use the data submitted by the MTFs in Nov 93 for "Normal Beds" to meet this late requirement for "Available Beds."

**CONCLUSION:** Available beds for Vandenberg AFB are 48.

**MAJCOM CONCURS:** Lt Col Geer, HQ AFSPC/SGAA, DSN 692-3042.

**BASE CONCURS.**

I certify that the above information is accurate and complete to the best of my knowledge and belief.

**AIR STAFF REVIEWER:** Laura E. DuMez **DATE:** 24 Oct 94

Laura E. DuMez, CMSgt, USAF  
Medical Manpower Division  
Dir of Medical Programs and Resources  
Office of the AF Surgeon General

**AIR STAFF CORRECTION WORKSHEET**

**PURPOSE:** To provide corrected answer to question 4 of the Medical Data Call,  
Vandenberg AFB.

**SOURCE:** Air Staff calculation using methodology provided in Data Call adjusted per direction of the Joint Group.

**METHOD:** During the course of completing this Data Call, MAJCOMs and facilities asked for clarification on terminology and sources cited in the questionnaire. After reviewing the inputs, we determined that there was too much room for misinterpretation and errors. To ensure consistency in the data, the Air Staff calculated MTF cost for each facility using consistent sources and methodology. This Air Staff determined result was used for the Joint Group process.

After this calculation was done and the information provided to MAJCOMs, the methodology was altered by the Joint Group. The cost was adjusted by not deleting the CAT II RWP's (Para B(7)) and not adding payraises and inflation factors in Para C.

**CONCLUSION:** Adjusted MTF cost for Vandenberg AFB is \$ 3462.05 vice 3725.57.

**MAJCOM CONCURS:** Byron A. Lee HQ AFSA/ISG AAA OSN 692-3042

**BASE CONCURS.**

I certify that the above information is accurate and complete to the best of my knowledge and belief.

**AIR STAFF REVIEWER:** Laura E. DuMez DATE: 24 Oct 94


Laura E. DuMez, CMSgt, USAF  
Medical Manpower Division  
Dir of Medical Programs and Resources  
Office of the AF Surgeon General

**DO NOT DESTROY UNTIL 2005**  
**INSTALLATION WORKSHEET**  
**VANDENBERG AFB, CALIFORNIA**

**PURPOSE:** To document answer to question: Section 1.A.1.a  
**SOURCE:** DMIS Report (Supplied by Don Fulton, Vector Research, Inc.)  
**METHOD:** Extracted from DoD database  
**CONCLUSION:** See attached worksheet

I certify that the above information is accurate and complete to the best of my knowledge and belief.

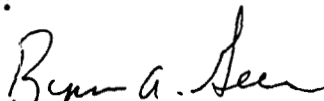
Preparer:



MSgt Bill Bonney, 30 MG/SGAM, DSN 276-9302 Date: 31 May 94

I certify that the above information is accurate and complete to the best of my knowledge and belief.

MAJCOM Reviewer:



Lt Col Byron Geer, HQ AFSPC/SGAA, DSN 694-3042 Date: 09 JUN 1994

**DO NOT DESTROY UNTIL 2005**  
**INSTALLATION WORKSHEET**  
**VANDENBERG AFB, CALIFORNIA**

**PURPOSE:** To document answer to question: Section 1.A.1.b  
**SOURCE:** HQ USAF/SG List of Lead Agents  
**METHOD:** N/A  
**CONCLUSION:** 30 Medical Group Hospital is not a lead agent

I certify that the above information is accurate and complete to the best of my knowledge and belief.

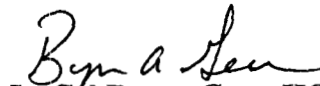
Preparer:



MSgt Bill Bonney, 30 MG/SGAM, DSN 276-9302 Date: 31 May 94

I certify that the above information is accurate and complete to the best of my knowledge and belief.

MAJCOM Reviewer:



Lt Col Byron Geer, HQ AFSPC/SGAA, DSN 694-3042 Date: 09 JUN 1994



**DO NOT DESTROY UNTIL 2005**  
**INSTALLATION WORKSHEET**  
**VANDENBERG AFB, CALIFORNIA**

**PURPOSE:** To document answer to question: Section 1.A.1.c

**SOURCE:** DMIS Report (supplied by Don Fulton, Vector Research, Inc.)

**METHOD:** Extracted from DoD database. (Note: For "Projected 2001", we calculated the average deviation between 1993 to 1999, then extended the pattern of the deviation for 2000 and 2001. This calculation was recommended by DMIS personnel).

**CONCLUSION:** See attached worksheet

I certify that the above information is accurate and complete to the best of my knowledge and belief.

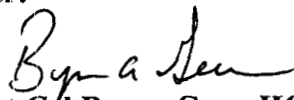
Preparer:



MSgt Bill Bonney, 30 MG/SGAM, DSN 276-9302 Date: 31 May 94

I certify that the above information is accurate and complete to the best of my knowledge and belief.

MAJCOM Reviewer:



Lt Col Byron Geer, HQ AFSPC/SGAA, DSN 694-3042 Date: 09 JUN 1994

**DO NOT DESTROY UNTIL 2005**  
**INSTALLATION WORKSHEET**  
**VANDENBERG AFB, CALIFORNIA**

**PURPOSE:** To document answer to question: Section 1.A.1.d  
**SOURCE:** DMIS Report (supplied by Don Fulton, Vector Research, Inc.)  
**METHOD:** Extracted from DoD database. RAPS data provided by DMIS.  
**CONCLUSION:** See attached worksheet

I certify that the above information is accurate and complete to the best of my knowledge and belief.

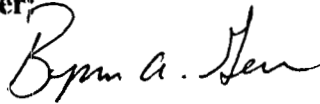
Preparer:



MSgt Bill Bonney, 30 MG/SGAM, DSN 276-9302 Date: 31 May 94

I certify that the above information is accurate and complete to the best of my knowledge and belief.

MAJCOM Reviewer:




Lt Col Byron Geer, HQ AFSPC/SGAA, DSN 694-3042 Date: 09 JUN 1994

**DO NOT DESTROY UNTIL 2005**  
**INSTALLATION WORKSHEET**  
**VANDENBERG AFB, CALIFORNIA**

**PURPOSE:** To document answer to question: Section 1.A.1.e  
**SOURCE:** MSgt Bill Bonney, 30 MG/SGAM, DSN 276-9302,  
Vandenberg AFB, CA  
**METHOD:** Professional Knowledge  
**CONCLUSION:** This question does not apply. The 30th Medical Group is a  
hospital, not a clinic.

I certify that the above information is accurate and complete to the best of my  
knowledge and belief.

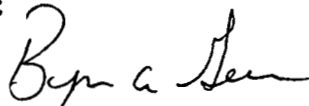
Preparer:



MSgt Bill Bonney, 30 MG/SGAM, DSN 276-9302 Date: 31 May 94

I certify that the above information is accurate and complete to the best of my  
knowledge and belief.

MAJCOM Reviewer:



Lt Col Byron Geer, HQ AFSPC/SGAA, DSN 694-3042 Date: 09 JUN 1994

**DO NOT DESTROY UNTIL 2005**

**INSTALLATION WORKSHEET**

**VANDENBERG AFB, CALIFORNIA**

**PURPOSE:** To document answer to question: Section 1.A.2 (Total Local Population)

**SOURCE:** Chambers of Commerce for all cities in the catchment area (Note: DMIS personnel could not provide Census Data).

**METHOD:** Statistics provided via telephone by Chambers of Commerce personnel.

**CONCLUSION:** See attached worksheet

I certify that the above information is accurate and complete to the best of my knowledge and belief.

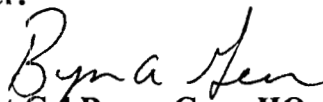
Preparer:



MSgt Bill Bonney, 30 MG/SGAM, DSN 276-9302 Date: 31 May 94

I certify that the above information is accurate and complete to the best of my knowledge and belief.

MAJCOM Reviewer:



Lt Col Byron Geer, HQ AFSPC/SGAA, DSN 694-3042 Date: 6 9 1994

| <b>BENEFICIARY TYPE</b>   | <b>ACTUAL FY 1993</b>                              | <b>PROJECTED 2001</b>                            |
|---|--|--|
| ACTIVE DUTY (AD)  | 3261   | 3134   |
| FAMILY MEMBERS OF AD  | 6230   | 5714   |
| SUBTOTAL  | 9491   | 8848   |
| RETIREES AND FAMILIES   | 4010   | 4173   |
| OTHERS  | 5667   | 5835   |
| TOTAL   | 19168  | 18856  |
| <b>SOURCE: DMIS REPORT</b>  |  |  |
| <b>PROJECTED CHANGES IN MILITARY POPULATION:<br/>NONE ANTICIPATED.</b>                |  |  |
| <b>TOTAL MILITARY AND CIVILIAN POPULATION IN AREA (AS OF 30 APR 94):<br/>334,559.</b> | <b>SOURCE: LOCAL CHAMBERS OF COMMERCE RECORDS.</b> | <b>NOTE: DMIS COULD NOT PROVIDE CENSUS DATA.</b> |

RAPS MODEL FY93 BASELINE POPULATION ESTIMATES MAY 25, 1994  
 V 6.01 03/30/94 15:20:49  
 RETAINED HISTORICAL CATCHMENT AREAS BRAC III.03 03/15/94

## 30th MEDICAL GROUP-VANDENBERG

## POPULATION BY AGE/SEX

| AGE/SEX | ACTIVE DUTY | DEPS OF ACT DTY | MED ELG NG/RES | DEPS OF NG/RES | RETIRED | DEPS OF RETIRED | SURVIVR | TOTAL |
|---------|-------------|-----------------|----------------|----------------|---------|-----------------|---------|-------|
| 00-04/M | --          | 645             | --             | 12             | --      | 22              | 0       | 679   |
| 05-14/M | --          | 993             | --             | 19             | --      | 194             | 7       | 1213  |
| 15-17/M | --          | 182             | --             | 2              | --      | 135             | 8       | 327   |
| 18-24/M | 743         | 137             | 7              | 3              | 5       | 214             | 20      | 1129  |
| 25-34/M | 1267        | 59              | 4              | 1              | 28      | 2               | 2       | 1363  |
| 35-44/M | 698         | 23              | 6              | 1              | 215     | 11              | 3       | 957   |
| 45-64/M | 62          | 10              | 4              | 1              | 1977    | 4               | 1       | 2059  |
| 65+ /M  | --          | 3               | --             | 0              | 1702    | 6               | 0       | 1711  |
| 00-04/F | --          | 684             | --             | 10             | --      | 30              | 3       | 727   |
| 05-14/F | --          | 999             | --             | 14             | --      | 193             | 2       | 1208  |
| 15-17/F | --          | 169             | --             | 4              | --      | 151             | 8       | 332   |
| 18-24/F | 210         | 565             | 0              | 7              | 0       | 241             | 13      | 1036  |
| 25-34/F | 196         | 1080            | 1              | 15             | 2       | 59              | 7       | 1360  |
| 35-44/F | 77          | 562             | 0              | 9              | 20      | 302             | 18      | 988   |
| 45-64/F | 8           | 108             | 0              | 3              | 29      | 1894            | 245     | 2277  |
| 65+ /F  | --          | 11              | --             | 0              | 32      | 1205            | 554     | 1802  |
| TOTAL   | 3261        | 6230            | 22             | 101            | 4010    | 4653            | 891     | 19168 |

## POPULATION BY SPONSOR SERVICE BRANCH

| SPONSOR SERVICE | ACTIVE DUTY | DEPS OF ACT DTY | MED ELG NG/RES | DEPS OF NG/RES | RETIRED | DEPS OF RETIRED | SURVIVR | TOTAL |
|-----------------|-------------|-----------------|----------------|----------------|---------|-----------------|---------|-------|
| ARMY            | 3           | 155             | 20             | 83             | 619     | 651             | 196     | 1727  |
| NAVY            | 0           | 52              | 0              | 18             | 623     | 578             | 156     | 1427  |
| AFLOAT          | 0           | 51              | --             | --             | --      | --              | --      | 51    |
| USMC            | 0           | 40              | 0              | 0              | 116     | 108             | 27      | 291   |
| USAF            | 3250        | 5890            | 2              | 0              | 2611    | 3276            | 500     | 15529 |
| USCG            | 0           | 6               | 0              | 0              | 37      | 37              | 11      | 91    |
| OTHER           | 8           | 36              | 0              | 0              | 4       | 3               | 1       | 52    |
| TOTAL           | 3261        | 6230            | 22             | 101            | 4010    | 4653            | 891     | 19168 |

93

| SPONSOR SERVICE | ACTIVE DUTY | DEPS OF ACT DTY | MED ELG NG/RES | DEPS OF NG/RES | DEPS OF RETIRED | DEPS OF RETIRED | SURVIVR | TOTAL |
|-----------------|-------------|-----------------|----------------|----------------|-----------------|-----------------|---------|-------|
| ARMY            | 3           | 150             | 20             | 78             | 616             | 635             | 207     | 1709  |
| NAVY            | 0           | 49              | 0              | 18             | 634             | 578             | 164     | 1443  |
| AIR             | 0           | 48              | --             | --             | --              | --              | --      | 48    |
|                 | 0           | 37              | 0              | 0              | 113             | 108             | 28      | 286   |
| USAF            | 3285        | 5765            | 2              | 0              | 2579            | 3204            | 520     | 15355 |
| USCG            | 0           | 6               | 0              | 0              | 38              | 37              | 12      | 93    |
| OTHER           | 8           | 36              | 0              | 0              | 4               | 3               | 1       | 52    |
| TOTAL           | 3296        | 6091            | 22             | 96             | 3984            | 4565            | 932     | 18986 |

941

|        |      |      |    |    |      |      |     |       |
|--------|------|------|----|----|------|------|-----|-------|
| AFLOAT | 0    | 47   | -- | -- | --   | --   | --  | 47    |
| USMC   | 0    | 36   | 0  | 0  | 115  | 107  | 30  | 288   |
| USAF   | 3177 | 5571 | 2  | 0  | 2595 | 3209 | 539 | 15093 |
| USCG   | 0    | 6    | 0  | 0  | 38   | 37   | 12  | 93    |
| OTHER  | 8    | 36   | 0  | 0  | 4    | 3    | 1   | 52    |
| TOTAL  | 3188 | 5886 | 20 | 91 | 4059 | 4587 | 972 | 18783 |

Tota 3263 6013 19 91 4087 4511 19098

96

|       |      |      |    |    |      |      |     |       |
|-------|------|------|----|----|------|------|-----|-------|
| ARMY  | 3    | 157  | 17 | 75 | 654  | 657  | 240 | 1791  |
|       | 0    | 45   | 0  | 18 | 681  | 602  | 189 | 1535  |
| AIR   | 0    | 45   | -- | -- | --   | --   | --  | 45    |
| USMC  | 0    | 34   | 0  | 0  | 117  | 108  | 33  | 292   |
| USAF  | 3122 | 5479 | 2  | 0  | 2630 | 3227 | 580 | 15040 |
| USCG  | 0    | 6    | 0  | 0  | 40   | 39   | 13  | 98    |
| OTHER | 8    | 36   | 0  | 0  | 4    | 3    | 1   | 52    |

|         |      |      |    |    |      |      |      |       |
|---------|------|------|----|----|------|------|------|-------|
| 35-44/F | 74   | 523  | 0  | 8  | 19   | 279  | 18   | 921   |
| 45-64/F | 8    | 101  | 0  | 3  | 25   | 1807 | 229  | 2173  |
| 65+ /F  | --   | 11   | -- | 0  | 39   | 1421 | 773  | 2244  |
| TOTAL   | 3134 | 5783 | 19 | 91 | 4181 | 4671 | 1094 | 18973 |

POPULATION BY SPONSOR SERVICE BRANCH

| SPONSOR SERVICE | ACTIVE DUTY | DEPS OF ACT DTY | MED ELG NG/RES | DEPS OF NG/RES | RETIRED | DEPS OF RETIRED | SURVIVR | TOTAL |
|-----------------|-------------|-----------------|----------------|----------------|---------|-----------------|---------|-------|
| ARMY            | 3           | 138             | 17             | 73             | 674     | 664             | 249     | 1818  |
| NAVY            | 0           | 45              | 0              | 18             | 692     | 610             | 196     | 1561  |
| AFLOAT          | 0           | 45              | --             | --             | --      | --              | --      | 45    |
| USMC            | 0           | 34              | 0              | 0              | 118     | 109             | 34      | 295   |
| USAF            | 3123        | 5479            | 2              | 0              | 2654    | 3246            | 600     | 15104 |
| USCG            | 0           | 6               | 0              | 0              | 39      | 39              | 14      | 98    |
| OTHER           | 0           | 36              | 0              | 0              | 4       | 3               | 1       | 52    |
| TOTAL           | 3134        | 5783            | 19             | 91             | 4181    | 4671            | 1094    | 18973 |

98

| SPONSOR SERVICE | ACTIVE DUTY | DEPS OF ACT DTY | MED ELG NG/RES | DEPS OF NG/RES | RETIRED | DEPS OF RETIRED | SURVIVR | TOTAL |
|-----------------|-------------|-----------------|----------------|----------------|---------|-----------------|---------|-------|
| ARMY            | 3           | 138             | 17             | 73             | 684     | 671             | 259     | 1845  |
| NAVY            | 0           | 45              | 0              | 18             | 703     | 617             | 203     | 1586  |
| AFLOAT          | 0           | 45              | --             | --             | --      | --              | --      | 45    |
| USMC            | 0           | 34              | 0              | 0              | 118     | 110             | 35      | 297   |
| USAF            | 3123        | 5479            | 2              | 0              | 2673    | 3263            | 619     | 15159 |
| USCG            | 0           | 6               | 0              | 0              | 41      | 40              | 14      | 101   |
| OTHER           | 8           | 36              | 0              | 0              | 4       | 3               | 1       | 52    |
| TOTAL           | 3134        | 5783            | 19             | 91             | 4223    | 4704            | 1131    | 19085 |

99

114, 31



**DO NOT DESTROY UNTIL 2005**

**INSTALLATION WORKSHEET**

**VANDENBERG AFB, CALIFORNIA**

**PURPOSE:** To document answer to question: Section 1.B.1.a


**SOURCE:** Records supplied by local hospital business offices

**METHOD:** Statistics provided via telephone by local hospital administrative personnel

**CONCLUSION:** See attached worksheet

I certify that the above information is accurate and complete to the best of my knowledge and belief.

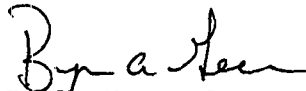
Preparer:



MSgt Bill Bonney, 30 MG/SGAM, DSN 276-9302 Date: 31 May 94

I certify that the above information is accurate and complete to the best of my knowledge and belief.

MAJCOM Reviewer:



Lt Col Byron Geer, HQ AFSPC/SGAA, DSN 694-3042 Date: 9 JUN 1994

**DO NOT DESTROY UNTIL 2005**

**INSTALLATION WORKSHEET**

**VANDENBERG AFB, CALIFORNIA**

**PURPOSE:** To document answer to question: Section 1.B.1.b

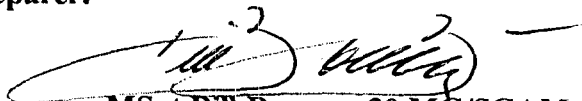
**SOURCE:** Data submitted by local transit authorities for transportation, civil engineering personnel for geographical barriers, and the local weather squadron for weather conditions.

**METHOD:** Data provided via telephone by above listed agencies

**CONCLUSION:** See attached worksheet

I certify that the above information is accurate and complete to the best of my knowledge and belief.

**Preparer:**



MSgt Bill Bonney, 30 MG/SGAM, DSN 276-9302 Date: 31 May 94

I certify that the above information is accurate and complete to the best of my knowledge and belief.

**MAJCOM Reviewer:**



Lt Col Byron Geer, HQ AFSPC/SGAA, DSN 694-3042 Date: 09 JUN 1994

| HOSPITAL NAME   | CITY, COUNTY, STATE              | OWNERSHIP   | DISTANCE FROM MTF | DRIVING TIME FROM MTF | BEDS | OCCUPANCY RATE   | JCAHO ACCREDITED (YES/NO) | RELATIONSHIPS | UNIQUE FEATURES  |
|---|----------------------------------|-------------|-------------------|-----------------------|------|--|---------------------------|---------------|--|
| LOMPOC DISTRICT HOSP  | LOMPOC, SANTA BARBARA, CA        | NON-PROFIT  | 15 MILES          | 20 MIN                | 60   | 40%  | YES                       | MOU           | 24 HOUR EMERGENCY SVCS   |
| VALLEY COMMUNITY HOSP   | SANTA MARIA, SANTA BARBARA, CA   | PROPRIETARY | 25 MILES          | 35 MIN                | 70   | 43%  | YES                       | MOU           | 24 HOUR EMERGENCY SVCS   |
| MARIAN MEDICAL CENTER   | SANTA MARIA, SANTA BARBARA, CA   | PROPRIETARY | 25 MILES          | 35 MIN                | 125  | 60%  | YES                       | MOU           | CARDIAC SVCS, DIALYSIS SVCS, PHYSICAL THERAPY, OCCUPATIONAL THERAPY, 24 HOUR EMERGENCY SVCS  |
| GOLETA VALLEY COMMUNITY HOSP  | GOLETA, SANTA BARBARA, CA        | NON -PROFIT | 45 MILES          | 60 MIN                | 135  | 19%  | YES                       | MOU           | 24 HOUR EMERGENCY SVCS, CARDIAC SVCS, PHYSICAL THERAPY   |
| SANTA BARBARA COTTAGE HOSP  | SANTA BARBARA, SANTA BARBARA, CA | NON-PROFIT  | 55 MILES          | 75 MIN                | 465  | 51%  | YES                       | MOU           | NEONATAL ACUTE CARE UNIT, PERINATOLOGY, GASTROENTEROLOGY, 24 HOUR EMERGENCY SVCS, CARDIAC SVCS, DIALYSIS SVCS  |
| SOURCES:<br>LOCAL CIVILIAN HOSPITAL RECORDS, AND LOCAL TRANSIT SYSTEM SOURCES |                                  |             |                   |                       |      | GEOGRAPHICAL BARRIERS OR DETRIMENTAL WEATHER CONDITIONS: NO GEOGRAPHICAL BARRIERS, HOWEVER DENSE FOG IN THE AREA IS COMMON, ESPECIALLY DURING THE SUMMER MONTHS. |                           |               | AVAILABILITY OF PUBLIC TRANSPORTATION: ALL CITIES IN THE CATCHMENT AREA HAVE EFFECTIVE AREA TRANSIT BUS SYSTEMS. NO TRANSIT RAILWAY SYSTEMS WITHIN THE CITIES ARE AVAILABLE. |

**DO NOT DESTROY UNTIL 2005**  
**INSTALLATION WORKSHEET**  
**VANDENBERG AFB, CALIFORNIA**

**PURPOSE:** To document answer to question: Section 1.B.2.a  
**SOURCE:** Local Chambers of Commerce (source recommended by  
CMSgt Dumez, HQ USAF/SGHM, DSN 297-5550)  
**METHOD:** Data provided via telephone.  
**CONCLUSION:** See attached worksheet

I certify that the above information is accurate and complete to the best of my knowledge and belief.

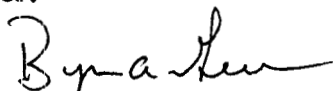
Preparer:



MSgt Bill Bonney, 30 MG/SGAM, DSN 276-9302 Date: 31 May 94

I certify that the above information is accurate and complete to the best of my knowledge and belief.

MAJCOM Reviewer:



Lt Col Byron Geer, HQ AFSPC/SGAA, DSN 694-3042 Date:

09 JUN 1994

**DO NOT DESTROY UNTIL 2005**

**INSTALLATION WORKSHEET**

**VANDENBERG AFB, CALIFORNIA**

**PURPOSE:** To document answer to question: Section 1.B.2.b

**SOURCE:** Lt Col James R. Jeffrey, 30 MG/SGA, DSN 276-6726, and  
Capt William D. Parker, 30 MG/SGAM, DSN 276-7483

**METHOD:** This question is answered in Section 5.

**CONCLUSION:** Refer to Section 5.

I certify that the above information is accurate and complete to the best of my knowledge and belief.

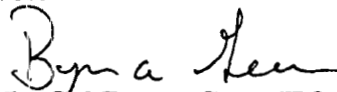
Preparer:



MSgt Bill Bonney, 30 MG/SGAM, DSN 276-9302 Date: 31 May 94

I certify that the above information is accurate and complete to the best of my knowledge and belief.

MAJCOM Reviewer:




Lt Col Byron Geer, HQ AFSPC/SGAA, DSN 694-3042 Date: 09 JUN 1994

**DO NOT DESTROY UNTIL 2005**  
**INSTALLATION WORKSHEET**  
**VANDENBERG AFB, CALIFORNIA**

**PURPOSE:** To document answer to question: Section 1.B.2.c  
**SOURCE:** SrA Jennifer Capitano, 30 MG/SGAC, DSN276-6785  
**METHOD:** Data extracted from Managed Care records  
**CONCLUSION:** See worksheet for Section 1.B.2.a

I certify that the above information is accurate and complete to the best of my knowledge and belief.

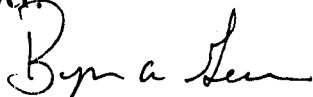
Preparer:



MSgt Bill Bonney, 30 MG/SGAM, DSN 276-9302 Date: 31 May 94

I certify that the above information is accurate and complete to the best of my knowledge and belief.

MAJCOM Reviewer:



Lt Col Byron Geer, HQ AFSPC/SGAA, DSN 694-3042 Date: 09 JUN 1994

| <b>PROVIDER TYPE</b>  | <b>AS OF 30<br/>SEP 94</b> |
|---|----------------------------|
| <b>PRIMARY CARE</b>   |                            |
| GENERAL AND FAMILY PRACTITIONERS  | 119                        |
| INTERNAL MEDICINE   | 76                         |
| PEDIATRICS (INCLUDES PED SPECIALTIES)   | 43                         |
| OBSTETRICS AND GYNECOLOGY   | 52                         |
|   |                            |
| PHYSICIAN EXTENDERS   | ** UNK                     |
| <b>** NO INFORMATION SOURCES AVAILABLE</b>  |                            |
|   |                            |
| <b>SPECIALTY CARE</b>   | 391                        |
|   |                            |
| <b>SPECIALTIES WHO DO NOT ACCEPT CHAMPUS<br/>ASSIGNMENT:</b>  |                            |
| RHEUMATOLOGY  |                            |
| PEDIATRICS NEUROLOGY  |                            |
| NEPHROLOGY  |                            |
| ONCOLOGY  |                            |
| INFECTIOUS DISEASE  |                            |
| NEONATOLOGY   |                            |
| PERINATOLOGY  |                            |
| THORASIC SURGERY  |                            |
|   |                            |
| <b>THESE SPECIALTY PROVIDERS WILL<br/>BALANCE-BILL CHAMPUS PATIENTS.</b>                            |                            |
|   |                            |
| <b>SOURCES: CHAMPUS SERVICE CENTER,<br/>LOCAL CHAMBERS OF COMMERCE, AND 30<br/>MG/SGAC RECORDS.</b> |                            |

**DO NOT DESTROY UNTIL 2005**  
**INSTALLATION WORKSHEET**  
**VANDENBERG AFB, CALIFORNIA**

**PURPOSE:** To document answer to question: Section 2.A

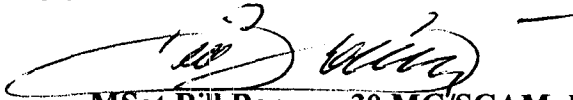
**SOURCE:** Ms. Jane Goldberg, 30 CEG, DSN 276-1937

**METHOD:** Data extracted from civil engineering historical records and provided to Mr. George Patterson, 30 MG/SGALF, DSN 276-9476

**CONCLUSION:** See attached worksheet

I certify that the above information is accurate and complete to the best of my knowledge and belief.

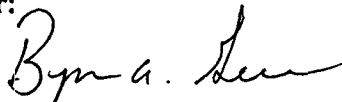
**Preparer:**



MSgt Bill Bonney, 30 MG/SGAM, DSN 276-9302 Date: 31 May 94

I certify that the above information is accurate and complete to the best of my knowledge and belief.

**MAJCOM Reviewer:**



Lt Col Byron Geer, HQ AFSPC/SGAA, DSN 694-3042 Date: 09 JUN 1994



| BASE MEDICAL FACILITIES LISTING                    |                  |                                |                                     |                     |                                       |
|--|------------------|--------------------------------|-------------------------------------|---------------------|---------------------------------------|
| 27-May-94  |                  |                                |                                     |                     |                                       |
| PREPARED BY: MR. GEORGE<br>PATTERSON, DSN 276-9476 |                  |                                |                                     |                     |                                       |
| 30 MG/SGALF (AFSPC), VANDENBERG<br>AFB, CA 93437   |                  |                                |                                     |                     |                                       |
| BLDG<br>NO.  | CATEGORY<br>CODE | CATEGORY DESCRIPTION           | GROSS SQ<br>FT (AS OF<br>30 SEP 94) | YEAR<br>CONSTRUCTED | CONDITION<br>CODE & DATE<br>OF REPORT |
| 13825  | 510264           | AMBULANCE SHELTER              | 1690                                | 1976                | 2/28 FEB 94                           |
| 13848  | 510125           | MED COMMAND & ADMINISTRATION   | 5400                                | 1989                | 1/28 FEB 94                           |
| 13848  | 510175           | FLIGHT SURGEON CLINIC          | 3400                                | 1989                | 1/28 FEB 94                           |
| 13848  | 510176           | MILITARY PUBLIC HEALTH         | 2800                                | 1989                | 1/28 FEB 94                           |
| 13850  | 510125           | MED COMMAND & ADMINISTRATION   | 5427                                | 1967                | 2/28 FEB 94                           |
| 13850  | 510147           | PHARMACY                       | 1843                                | 1967                | 2/28 FEB 94                           |
| 13850  | 510149           | RADIOLOGY                      | 1816                                | 1967                | 2/28 FEB 94                           |
| 13850  | 510212           | NUTRITIONAL MEDICINE           | 1816                                | 1967                | 2/28 FEB 94                           |
| 13850  | 510275           | NURSING SERVICES               | 6701                                | 1967                | 2/28 FEB 94                           |
| 13850  | 510342           | OBSTETRICAL SERVICES           | 5189                                | 1967                | 2/28 FEB 94                           |
| 13850  | 510411           | AF CLINIC                      | 68334                               | 1967                | 2/28 FEB 94                           |
| 13850  | 510672           | SURGICAL SERVICES              | 7032                                | 1967                | 2/28 FEB 94                           |
| 13850  | 510712           | HOSPITAL CENTRAL STERILIZATION | 2542                                | 1967                | 2/28 FEB 94                           |
| 13850  | 510915           | PATIENT WELFARE                | 900                                 | 1967                | 2/28 FEB 94                           |
| 13850  | 530155           | BLOOD PROCESS LAB              | 2100                                | 1967                | 2/28 FEB 94                           |
| 13850  | 540243           | DENTAL CLINIC                  | 3786                                | 1967                | 2/28 FEB 94                           |
| 13850  | 510713           | MATERIAL SERVICES              | 7412                                | 1967                | 2/28 FEB 94                           |
| 13850  | 550145           | OCCUPATIONAL MED SERVICES      | 1918                                | 1967                | 2/28 FEB 94                           |

**DO NOT DESTROY UNTIL 2005**  
**INSTALLATION WORKSHEET**  
**VANDENBERG AFB, CALIFORNIA**

**PURPOSE:** To document answer to question: Section 2.B


**SOURCE:** Ms. Jane Goldberg, 30 CEG, DSN 276-1937

**METHOD:** Data extracted from civil engineering historical records and provided to Mr. George Patterson, 30 MG/SGALF, DSN 276-9476

**CONCLUSION:** See attached worksheet

I certify that the above information is accurate and complete to the best of my knowledge and belief.

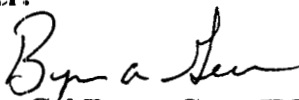
Preparer:



MSgt Bill Bonney, 30 MG/SGAM, DSN 276-9302 Date: 31 May 94

I certify that the above information is accurate and complete to the best of my knowledge and belief.

MAJCOM Reviewer:



Lt Col Byron Geer, HQ AFSPC/SGAA, DSN 694-3042 Date: 09 JUN 1994

| <b>OVERALL FACILITY<br/>CONDITION ASSESSMENT</b> |  |                      |                     |
|--|--|----------------------|---------------------|
|  | 27-May-94  |                      |                     |
|  | PREPARED BY: MR. GEORGE<br>PATTERSON, DSN 276-9476         |                      |                     |
|  | 30 MG/SGALF (AFSPC),<br>VANDENBERG AFB, CA 93437           |                      |                     |
|  | TOTAL GROSS SQ FT OF<br>BASE MEDICAL FACILITIES:<br>131370 |                      |                     |
|  | JCAHO LIFE SAFETY<br>MANAGEMENT SCORE: 3                   |                      |                     |
|  | DATE OF JCAHO SURVEY:<br>JAN 94                            |                      |                     |
| <b>FUNCTION/SYSTEM</b>                           | <b>% ADEQUATE</b>  | <b>% SUBSTANDARD</b> | <b>% INADEQUATE</b> |
| ARKING   | 100  | 0                    | 0                   |
| ADMINISTRATION                                   | 100  | 0                    | 0                   |
| 3) CENTRAL STERILE SERVICES                      | 100  | 0                    | 0                   |
| 4) DENTAL  | 100  | 0                    | 0                   |
| 5) EMERGENCY SERVICES                            | 100  | 0                    | 0                   |
| 6) FOOD SERVICES                                 | 100  | 0                    | 0                   |
| 7) LABORATORIES                                  | 100  | 0                    | 0                   |
| 8) LOGISTICS                                     | 100  | 0                    | 0                   |
| 9) INPATIENT NURSING UNITS                       | 100  | 0                    | 0                   |
| 10) LABOR/DELIVERY/NURSERY                       | 100  | 0                    | 0                   |
| 11) OUTPATIENT CLINIC                            | 100  | 0                    | 0                   |
| 12) PHARMACY                                     | 100  | 0                    | 0                   |
| 13) RADIOLOGY                                    | 100  | 0                    | 0                   |
| 14) SURGICAL SUITE                               | 100  | 0                    | 0                   |
| 15) BUILDING SYSTEMS                             |  | 0                    | 0                   |
| STRUCTURAL/SEISMIC                               | 100  | 0                    | 0                   |
| HVAC   | 100  | 0                    | 0                   |
| PLUMBING   | 100  | 0                    | 0                   |
| ELECTRICAL SERVICE                               | 100  | 0                    | 0                   |
| ELECTRICAL DISTRIBUTION                          | 100  | 0                    | 0                   |
| EMERGENCY POWER                                  | 100  | 0                    | 0                   |

## AIR STAFF CORRECTION WORKSHEET

**PURPOSE:** To provide corrected answer to question 4 of the Medical Data Call, Vandenberg AFB.

**SOURCE:** Air Staff calculation using methodology provided in Data Call.

**METHOD:** During the course of completing this Data Call, MAJCOMs and facilities asked for clarification on terminology and sources cited in the questionnaire. After reviewing the inputs, we determined that there was too much room for misinterpretation and errors. To ensure consistency in the data, the Air Staff calculated MTF cost for each facility using consistent sources and methodology. This Air Staff determined result will be used for the Joint Group process.

**CONCLUSION:** MTF cost for Vandenberg AFB is \$3725.57.

**MAJCOM CONCURS:** Linda Osborn, HQ AFSPC/SGAB.

**BASE CONCURS.**

I certify that the above information is accurate and complete to the best of my knowledge and belief.

**AIR STAFF REVIEWER:** Laura E. DuMez **DATE:** 27 Jun 94

Laura E. DuMez, CMSgt, USAF  
Medical Manpower Division  
Dir of Medical Programs and Resources  
Office of the AF Surgeon General


|    | A                                   | B        | C        | D                  | E                   | F        | G             |
|----|-------------------------------------|----------|----------|--------------------|---------------------|----------|---------------|
| 1  | COMPUTATION WORKSHEET               |          |          |                    |                     |          |               |
| 2  | TOTAL COST PER CAT III RWP          |          |          |                    |                     |          |               |
| 3  |                                     |          |          |                    |                     |          |               |
| 4  | TOTAL MEPRS-A EXPENSE               |          |          |                    |                     |          |               |
| 5  | LESS SELECTED MEPRS-E EXPENSE       |          |          |                    |                     |          | \$4,786,896   |
| 6  | PLUS SELECTED MEPRS-F EXPENSE       |          |          |                    |                     |          | (\$845)       |
| 7  |                                     |          |          |                    |                     |          | \$32,302      |
| 8  | TOTAL CAT III+ MEPRS                |          |          |                    |                     |          | \$4,818,353   |
| 9  |                                     |          |          |                    |                     |          |               |
| 10 | ADJUSTED TO BIOMETRICS              |          | MDISP    | COST/MDISP         | BDISP               |          |               |
| 11 |                                     |          | 2,442    | \$1,973.12         | 2,433               |          | \$4,800,595   |
| 12 | COST OF CAT III SUBSET RWPS         |          | TOT RWP  | COST/RWP           | CAT III SUBSET RWPS |          |               |
| 13 |                                     |          | 1,509    | \$3,181.31         | 498                 |          | (\$1,584,292) |
| 14 | TOTAL EST'D CAT III INPATIENT EXP   |          |          |                    |                     |          | \$3,216,303   |
| 15 |                                     |          |          |                    |                     |          |               |
| 16 | EST'D CAT III MEPRS INPATIENT COSTS |          |          |                    |                     |          | \$3,216,303   |
| 17 |                                     |          |          |                    |                     |          |               |
| 18 | TOTAL CAT III RWPS                  |          |          |                    |                     |          | 1,011         |
| 19 |                                     |          |          |                    |                     |          |               |
| 20 | UNADJUSTED UNIT COST                |          |          |                    |                     |          | \$3,181.30    |
| 21 |                                     |          |          |                    |                     |          |               |
| 22 | CONVERSION FACTOR                   | PER DAY  | TOT DAYS | CAT III<br>TOT RWP | DAYS RWP            | PER RWP  |               |
| 23 | DMDC/MEPRS                          | \$77.00  | 5,958    | 1,011              | 5.8931              | \$453.77 | \$453.77      |
| 24 |                                     |          |          |                    |                     |          |               |
| 25 | TOTAL COST TO DISTRIBUTE            |          |          |                    |                     |          | \$3,653.07    |
| 26 |                                     |          |          |                    |                     |          |               |
| 27 | ADJUSTMENT CATEGORIES               |          | CIVPAY   | MILPAY             | OTHER               |          | TOTAL         |
| 28 |                                     |          |          |                    |                     |          |               |
| 29 | INPATIENT FACTORS                   |          | 15.00%   | 56.00%             | 29.00%              |          | 100.00%       |
| 30 |                                     |          |          |                    |                     |          |               |
| 31 | TOTAL COST DISTRIBUTED              |          | \$545.26 | \$2,035.64         | \$1,054.17          |          | \$3,635.07    |
| 32 |                                     |          |          |                    |                     |          |               |
| 33 | FY93 PAY RAISE FACTOR (3.7%)        | 0.037    |          |                    |                     |          |               |
| 34 | CIVILIAN                            |          | \$20.17  |                    |                     |          | \$20.17       |
| 35 | MILITARY                            |          |          | \$75.32            |                     |          | \$75.32       |
| 36 |                                     |          |          |                    |                     |          |               |
| 37 | SUBTOTAL                            |          | \$565.43 | \$2,110.96         | \$1,054.17          |          | \$3,730.56    |
| 38 |                                     |          |          |                    |                     |          |               |
| 39 | FY94 PAY RAISE FACTOR               |          |          |                    |                     |          |               |
| 40 | CIVILIAN (3/4 OF 3.96%)             | 0.03     | \$16.79  |                    |                     |          | \$16.79       |
| 41 | MILITARY (3/4 OF 2.2%)              | 0.017    |          | \$34.83            |                     |          | \$34.83       |
| 42 |                                     |          |          |                    |                     |          |               |
| 43 | SUBTOTAL                            |          | \$582.22 | \$2,145.79         | \$1,054.17          |          | \$3,782.18    |
| 44 |                                     |          |          |                    |                     |          |               |
| 45 | GOV'T SHARE UNFUNDED                | 0.147    |          |                    |                     |          |               |
| 46 | CIV RETIREMENT (14.7%)              |          | \$85.59  |                    |                     |          | \$85.59       |
| 47 |                                     |          |          |                    |                     |          |               |
| 48 | SUBTOTAL                            |          | \$667.81 | \$2,145.79         | \$1,054.17          |          | \$3,867.77    |
| 49 |                                     |          |          |                    |                     |          |               |
| 50 | ASSET USE CHARGE (4.0%)             | 0.04     |          |                    |                     |          |               |
| 51 |                                     |          | \$26.71  | \$85.83            | \$42.17             |          | \$154.71      |
| 52 |                                     |          |          |                    |                     |          |               |
| 53 | SUBTOTAL                            |          | \$694.52 | \$2,231.62         | \$1,096.34          |          | \$4,022.48    |
| 54 |                                     |          |          |                    |                     |          |               |
| 55 | DOD DEFLATOR                        | 0.923361 |          |                    |                     |          |               |
| 56 |                                     |          |          |                    | \$91.01             |          | \$91.01       |
| 57 |                                     |          |          |                    |                     |          |               |
| 58 | GRAND TOTAL COST PER RWP            |          | \$694.52 | \$2,231.62         | \$1,187.35          |          | \$4,113.49    |

**DO NOT DESTROY UNTIL 2005**  
**INSTALLATION WORKSHEET**  
**VANDENBERG AFB, CALIFORNIA**

**PURPOSE:** To document answer to question: Section 3.A  
**SOURCE:** Capt David Sanchez, 30 MG/SGAX, DSN 276-1815  
**METHOD:** Professional knowledge  
**CONCLUSION:** See attached worksheet

I certify that the above information is accurate and complete to the best of my knowledge and belief.

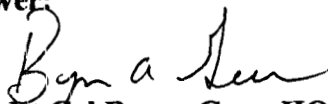
Preparer:



MSgt Bill Bonney, 30 MG/SGAM, DSN 276-9302 Date: 31 May 94

I certify that the above information is accurate and complete to the best of my knowledge and belief.

MAJCOM Reviewer:



Lt Col Byron Geer, HQ AFSPC/SGAA, DSN 694-3042 Date: 09 JUN 1994

**AIR STAFF CORRECTION WORKSHEET**

**PURPOSE:** To provide corrected answer to Section 3, Contingency/Mobilization Input, Vandenburg AFB BRAC 95 Joint-Cross Service Group for MTF's and GME Data Call Questionnaire

**SOURCE:** Designed Operational Capability (DOC) Statement; FY 1994 Medical FORSIZE

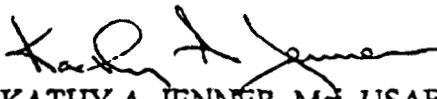
**METHOD:** Review the current DOC statement; validate with MAJCOM readiness point of contact for any changes expected as Sept 1994

**CONCLUSION:** Base medical facility, 30th Medical Group, is tasked with the following additional mobility unit type codes: FFGKR, 2E/3E Optometry Personnel Team - 4 people, and FFGKS, 2E/3E Optometry Personnel Equipment.

**MAJCOM CONCURS:** Capt Dan Honerbrink, AFSPC/SGX, DSN 692-3082

**BASE CONCURS**

I certify that the above information is accurate and complete to the best of my knowledge and belief.

  
**AIR STAFF REVIEWER:** KATHY A. JENNER, Maj, USAF, MSC  
Chief, CONUS Medical Plans & Operations  
Medical Readiness Division  
Directorate, Medical Programs & Resources  
Office of the Surgeon General


**DATE:** 16 June 1994

**DO NOT DESTROY UNTIL 2005**  
**INSTALLATION WORKSHEET**  
**VANDENBERG AFB, CALIFORNIA**

**PURPOSE:** To document answer to question: Section 3.C  
**SOURCE:** 30 SW OPLAN 255-94, Vandenberg AFB Medical  
Contingency Response Plan  
**METHOD:** Extracted from above mentioned OPLAN  
**CONCLUSION:** See attached worksheet

I certify that the above information is accurate and complete to the best of my knowledge and belief.

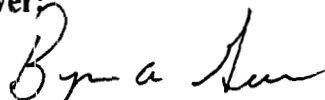
Preparer:



MSgt Bill Bonney, 30 MG/SGAM, DSN 276-9302 Date: 31 May 94

I certify that the above information is accurate and complete to the best of my knowledge and belief.

MAJCOM Reviewer:



Lt Col Byron Geer, HQ AFSPC/SGAA, DSN 694-3042 Dated 9 JUN 1994



**DO NOT DESTROY UNTIL 2005**  
**INSTALLATION WORKSHEET**  
**VANDENBERG AFB, CALIFORNIA**

**PURPOSE:** To document answer to question: Section 3.D  
**SOURCE:** 30 SW OPLAN 255-94, Vandenberg AFB Medical  
Contingency Response Plan  
**METHOD:** Extracted from above mentioned OPLAN  
**CONCLUSION:** See attached worksheet

I certify that the above information is accurate and complete to the best of my  
knowledge and belief.

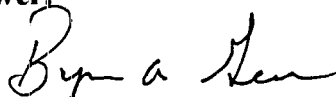
Preparer:



MSgt Bill Bonney, 30 MG/SGAM, DSN 276-9302 Date: 31 May 94

I certify that the above information is accurate and complete to the best of my  
knowledge and belief.

MAJCOM Reviewer:



Lt Col Byron Geer, HQ AFSPC/SGAA, DSN 694-3042 Date: 09 JUN 1994

**CONTINGENCY/MOBILIZATION:**

A: Provide the distance, in driving miles, that your facility is located from any military or civilian airfield that can accommodate a C-9 aircraft: **Distance: 3 miles.**

B: Designed Operational Capability (DOC) Statement Taskings: What are your facility's DOC Statement taskings (as of 30 Sep 94):

1. **The 30th Medical Group is tasked to fill the following Unit Type Codes (UTCs):**
  - a. **FFGLE: Mobile 2E Patient Retrieval Team, 13 personnel.**
  - b. **FFGLB: Mobile 2E Decontamination Team, 19 personnel.**
  - c. **FFEC3: MED 500 Bed 3E Hospital Team, 85 personnel.**
2. **The Group will also provide support to the Mobility Processing Unit (MPU) to include:**
  - a. **24 hour medical support during deployment processing.**
  - b. **Assembly and delivery of medical records to the MPU for all deploying personnel.**
  - c. **Procurement, delivery, and issue of Chemical Warfare (CW) antidotes to all deploying personnel.**
  - d. **Provide verification of medical and dental eligibility for all deploying personnel.**
  - e. **Provide medical intelligence briefings to all deploying personnel.**
  - f. **Provide routine immunization service to all deploying personnel.**
3. **Finally, the Group is tasked to serve as a Blood Donor Center which require the following staffing:**
  - a. **Laboratory Officer (1).**
  - b. **Laboratory Technicians/Specialists (8).**
  - c. **Medical Technicians (6).**
  - d. **Health Services Management Specialists (3).**

C. **Operating Beds:** Indicate the number of Operating Beds for your facility. (Source is Jan 94 Listing of Fixed Medical Treatment Facilities from HQ USAF/SGHM): **Operating Beds: 20.**

D. **Bed Expansion Capacity:** Annotate the total number of beds (as of Sep 94) that can be used in nursing units or rooms designed for patient beds: **Expanded Beds: 46.**

**SOURCE: 30 SW OPLAN 255-94, Medical Contingency Response Plan, Feb 94 (OPR: 30 MG/SGAX) - (UNLESS OTHERWISE SPECIFIED).**

\*\*\*\*\*UNCLASSIFIED\*\*\*\*\*

PRIVACY ACT OF 1974 APPLIES

MOBILITY REQUIREMENTS/RESOURCES ROSTER (PA)  
PCN: UMB00-015 AS OF: 94.06.02

##### UNIT: FWICFEN0 UTC: FFEC40 MSI: N003 FAMILY: P #####

| MRI      | PRIMARY<br>ALTERNATE                           | PRI SSAN<br>ALT SSAN | REG<br>GR | REQ<br>AFSC | REQ<br>DNA | REQ<br>SEI | REQ<br>FAC | SEC<br>CLNC | PRP | DCS    | ETS    | EDSCA | DEROS | DEC | CHAI |
|----------|--|----------------------|-----------|-------------|------------|------------|------------|-------------|-----|--------|--------|-------|-------|-----|------|
| N0030048 | COOPER ELIZABETH D                             | 145647835            | 33        | 4N051       |            |            | 5206       |             |     |        |        |       |       |     | B1   |
|          | AVAILABILITY CODE                              |                      |           | 4N051       |            |            | 523400     | 4           | R   | 961015 | 961015 |       |       |     |      |
|          | 49 (PREGNANCY DEFERMENT# (ANG AND AFRES ONLY)) |                      |           |             |            |            | DATE       |             |     |        |        |       |       |     |      |
| N0030048 | **** ALTERNATE POSITION VACANT ****            |                      |           |             |            |            | 940510     |             |     |        |        |       |       |     |      |
| N0030049 | ARCHER DEANNA J                                | 551754292            | 32        | 4N051       |            |            | 5206       |             |     |        |        |       |       |     | B1   |
|          | AVAILABILITY CODE                              |                      |           | 4F031       |            |            | 531000     | 4           |     | 970301 | 970301 |       |       |     |      |
| N0030049 | **** ALTERNATE POSITION VACANT ****            |                      |           |             |            |            |            |             |     |        |        |       |       |     |      |
| N0030050 | BURNS ROBERT G                                 | 054509857            | 36        | 4N051       |            |            | 5206       |             |     |        |        |       |       |     | B1   |
|          | AVAILABILITY CODE                              |                      |           | 4N071       |            |            | 525000     | 3           |     | 970324 | 970324 |       |       |     |      |
| N0030050 | **** ALTERNATE POSITION VACANT ****            |                      |           |             |            |            |            |             |     |        |        |       |       |     |      |
| N0030051 | DRISCOLL RICK A                                | 289609038            | 35        | 4N051       |            |            | 5206       |             |     |        |        |       |       |     | B1   |
|          | AVAILABILITY CODE                              |                      |           | 4N051       |            |            | 520600     | 4           |     | 940903 | 940903 |       |       |     |      |
|          | 47 (SART PROGRAM TRACKS 4 AND 5)               |                      |           |             |            |            | DATE       |             |     |        |        |       |       |     |      |
| N0030051 | **** ALTERNATE POSITION VACANT ****            |                      |           |             |            |            | 950401     |             |     |        |        |       |       |     |      |
| N0030052 | CHRISCO PAUL J                                 | 572798229            | 32        | 4N071       |            |            | 5206       |             |     |        |        |       |       |     | B1   |
|          | AVAILABILITY CODE                              |                      |           | 4N031       |            |            | 520700     | 4           |     | 950724 | 950724 |       |       |     |      |
| N0030052 | **** ALTERNATE POSITION VACANT ****            |                      |           |             |            |            |            |             |     |        |        |       |       |     |      |
| N0030053 | COLESON CHERYL L                               | 391847845            | 33        | 4N071       |            |            | 5206       |             |     |        |        |       |       |     | B1   |
|          | AVAILABILITY CODE                              |                      |           | 4N051       |            |            | 522000     | 4           |     | 950724 | 950224 |       |       |     |      |
| N0030053 | **** ALTERNATE POSITION VACANT ****            |                      |           |             |            |            |            |             |     |        |        |       |       |     |      |
| N0030054 | ***** PRIMARY POSITION VACANT *****            |                      |           | 4N071       |            |            | 5206       |             |     |        |        |       |       |     | B1   |
| N0030054 | **** ALTERNATE POSITION VACANT ****            |                      |           |             |            |            |            |             |     |        |        |       |       |     |      |
| N0030055 | FISCUS KELLIE E                                | 067608156            | 33        | 4N071       |            |            | 5206       |             |     |        |        |       |       |     | B1   |
|          | AVAILABILITY CODE                              |                      |           | 4N051       |            |            | 525000     | 4           |     | 950901 | 950901 |       |       |     |      |
| N0030055 | **** ALTERNATE POSITION VACANT ****            |                      |           |             |            |            |            |             |     |        |        |       |       |     |      |
| N0030056 | RHOADES CHRISTINA A                            | 423761841            | 33        | 4N071       |            |            | 5206       |             |     |        |        |       |       |     | B1   |
|          | AVAILABILITY CODE                              |                      |           | 4N051       |            |            | 523600     | 4           |     | 941125 | 941125 |       |       |     |      |
|          | 8 IS NOT A VALID AVAILABILITY CODE!!!          |                      |           |             |            |            | DATE       |             |     |        |        |       |       |     |      |
| N0030056 | **** ALTERNATE POSITION VACANT ****            |                      |           |             |            |            |            |             |     |        |        |       |       |     |      |

\*\*\*\*\*UNCLASSIFIED\*\*\*\*\*  
 PRIVACY ACT OF 1974 APPLIES

MOBILITY REQUIREMENTS/RESOURCES ROSTER (PA)  
 PCN: UH800-015 AS OF: 94.06.02

##### UNIT: FH1CFDNO UTC: FFEC40 MSI: N003 FAMILY: P #####

| MRI      | PRIMARY<br>ALTERNATE                  | PRI SSAN<br>ALT SSAN | RED<br>GR | REQ<br>AFSC | REQ<br>DNA | REQ<br>SEI | REQ<br>SEC<br>FAC | SEC<br>CLND | PRP | DOB    | ETS    | EDSCA  | DEROS | DEC | CHA |
|----------|---------------------------------------|----------------------|-----------|-------------|------------|------------|-------------------|-------------|-----|--------|--------|--------|-------|-----|-----|
| N0030057 | ADDIS BRYAN M                         | 378744923            | 36        | 4N071       |            |            | 5205<br>520700    |             |     |        | 961116 | 961116 |       |     | B1  |
| N0030057 | **** ALTERNATE POSITION VACANT ****   |                      |           |             |            |            |                   |             |     |        |        |        |       |     |     |
| N0030058 |                                       |                      | 03        | 043P4       |            |            | 5208              |             |     |        |        |        |       |     | B1  |
| N0030058 | ***** PRIMARY POSITION VACANT *****   |                      |           |             |            |            |                   |             |     |        |        |        |       |     |     |
| N0030058 | **** ALTERNATE POSITION VACANT ****   |                      |           |             |            |            |                   |             |     |        |        |        |       |     |     |
| N0030059 | CARR MISTY D                          | 436555155            | 32        | 4P051       |            |            | 5208<br>520800    |             | 4   | 990302 | 990302 |        |       |     | B1  |
| N0030059 | **** ALTERNATE POSITION VACANT ****   |                      |           |             |            |            |                   |             |     |        |        |        |       |     |     |
| N0030060 | EAILIN RICHARD D                      | 218133910            | 32        | 4P051       |            |            | 5208<br>520800    |             | 4   | 970106 | 970106 |        |       |     | B1  |
| N0030060 | **** ALTERNATE POSITION VACANT ****   |                      |           |             |            |            |                   |             |     |        |        |        |       |     |     |
| N0030061 | HUNTER ROBERT M                       | 139646863            | 04        | 044M4       |            |            | 5211<br>521100    |             | 4   | 950706 |        |        |       |     | B1  |
| N0030061 | **** ALTERNATE POSITION VACANT ****   |                      |           |             |            |            |                   |             |     |        |        |        |       |     |     |
| N0030062 | MAKEEVER ROBERT M                     | 339506837            | 04        | 044F4       |            |            | 5220<br>525000    |             | 4   | 940729 |        |        |       |     | B1  |
| N0030062 | DUTY STATUS                           |                      |           |             |            |            |                   |             |     |        |        |        |       |     |     |
| N0030062 | 39 IS NOT A VALID DUTY STATUS!!!      |                      |           |             |            |            |                   |             |     |        |        |        |       |     |     |
| N0030062 | AVAILABILITY CODE                     |                      |           |             |            |            |                   |             |     |        |        |        |       |     |     |
| N0030062 | 0 IS NOT A VALID AVAILABILITY CODE!!! |                      |           |             |            |            |                   |             |     |        |        |        |       |     |     |
| N0030062 | **** ALTERNATE POSITION VACANT ****   |                      |           |             |            |            |                   |             |     |        |        |        |       |     |     |
| N0030063 | TURTURRO MICHAEL G                    | 033546981            | 03        | 046N4       |            |            | 5220<br>520700    |             | 4   | 868833 |        |        |       |     | B1  |
| N0030063 | **** ALTERNATE POSITION VACANT ****   |                      |           |             |            |            |                   |             |     |        |        |        |       |     |     |
| N0030064 |                                       |                      |           | 4N051       |            |            | 5220              |             |     |        |        |        |       |     | B1  |
| N0030064 | ***** PRIMARY POSITION VACANT *****   |                      |           |             |            |            |                   |             |     |        |        |        |       |     |     |
| N0030064 | **** ALTERNATE POSITION VACANT ****   |                      |           |             |            |            |                   |             |     |        |        |        |       |     |     |
| N0030065 | WILLIAMS ERIC L                       | 541848713            | 36        | 4N051       |            |            | 5220<br>521100    |             | 4   | 990117 | 990117 |        |       |     | B1  |
| N0030065 | **** ALTERNATE POSITION VACANT ****   |                      |           |             |            |            |                   |             |     |        |        |        |       |     |     |

\*\*\*\*\*UNCLASSIFIED\*\*\*\*\*  
 PRIVACY ACT OF 1974 APPLIES

MOBILITY REQUIREMENTS/RESOURCES ROSTER (PA)  
 PCN: UME00-015 AS OF: 94.06.02

##### UNIT: FW1CFD0 UTC: FFEC40 MSI: N003 FAMILY: P #####

| MRI      | PRIMARY<br>ALTERNATE                  | PRI SSAN<br>ALT SSAN | REQ<br>GR | REQ<br>AFSC | REQ<br>DNA | REQ<br>SEI | SEC<br>FAC | CLNC | PRP | DOS    | ETS    | EDSCA | DEROS | DEC | CHAL |
|----------|---------------------------------------|----------------------|-----------|-------------|------------|------------|------------|------|-----|--------|--------|-------|-------|-----|------|
|          |                                       |                      |           | 4N071       |            |            | 5220       |      |     |        |        |       |       |     | B1   |
| N0030066 | ***** PRIMARY POSITION VACANT *****   |                      |           |             |            |            |            |      |     |        |        |       |       |     |      |
| N0030066 | ***** ALTERNATE POSITION VACANT ***** |                      |           |             |            |            |            |      |     |        |        |       |       |     |      |
|          |                                       |                      |           | 4A051       |            |            | 5220       |      |     |        |        |       |       |     | B1   |
| N0030067 | GERVAIS JOHN C                        | 480846826            | 36        | 4A071       |            |            | 514000     | 4    |     | 950113 | 950113 |       |       |     |      |
| N0030067 | ***** ALTERNATE POSITION VACANT ***** |                      |           |             |            |            |            |      |     |        |        |       |       |     |      |
|          |                                       |                      | 04        | 04554       |            |            | 5234       |      |     |        |        |       |       |     | B1   |
| N0030068 | SCHMIDT STEVEN P                      | 456393157            | 03        | 04553       |            |            | 523400     | 9    |     | 970706 |        |       |       |     |      |
| N0030068 | ***** ALTERNATE POSITION VACANT ***** |                      |           |             |            |            |            |      |     |        |        |       |       |     |      |
|          |                                       |                      | 03        | 04554       |            |            | 5234       |      |     |        |        |       |       |     | B1   |
| N0030069 | ROSE WARREN W                         | 286503497            | 04        | 04553       |            |            | 523400     | 4    |     | 950630 |        |       |       |     |      |
| N0030069 | ***** ALTERNATE POSITION VACANT ***** |                      |           |             |            |            |            |      |     |        |        |       |       |     |      |
|          |                                       |                      |           | 4N051       |            |            | 5234       |      |     |        |        |       |       |     | B1   |
| J30070   | GOERGEN ANNA M                        | 349481338            | 36        | 4N071       |            |            | 520600     | 4    |     | 950313 | 941113 |       |       |     |      |
| N0030070 | ***** ALTERNATE POSITION VACANT ***** |                      |           |             |            |            |            |      |     |        |        |       |       |     |      |
|          |                                       |                      |           | 4N051       |            |            | 5234       |      |     |        |        |       |       |     | B1   |
| N0030071 | FELKEY MARY J                         | 451412936            | 36        | 4N071       |            |            | 523500     | 4    |     | 951209 | 951209 |       |       |     |      |
| N0030071 | ***** ALTERNATE POSITION VACANT ***** |                      |           |             |            |            |            |      |     |        |        |       |       |     |      |
|          |                                       |                      |           | 4N071       |            |            | 5234       |      |     |        |        |       |       |     | B1   |
| N0030072 | KELLER LNA S                          | 145521116            | 32        | 4N031       |            |            | 522000     | 4    |     | 950909 | 950909 |       |       |     |      |
| N0030072 | ***** ALTERNATE POSITION VACANT ***** |                      |           |             |            |            |            |      |     |        |        |       |       |     |      |
|          |                                       |                      | 03        | 046N4       |            |            | 5233       |      |     |        |        |       |       |     | B1   |
| N0030073 | TYNES SANDRA C                        | 230820708            | 03        | 046N3       |            |            | 520600     | 4    |     | 888888 |        |       |       |     |      |
| N0030073 | ***** ALTERNATE POSITION VACANT ***** |                      |           |             |            |            |            |      |     |        |        |       |       |     |      |
|          |                                       |                      | 04        | 046S4       |            |            | 5240       |      |     |        |        |       |       |     | B1   |
| N0030074 | STEEBEL CAROL A                       | 280541217            | 04        | 046S3       |            |            | 524000     | 4    |     | 888888 |        |       |       |     |      |
| N0030074 | ***** ALTERNATE POSITION VACANT ***** |                      |           |             |            |            |            |      |     |        |        |       |       |     |      |
|          |                                       |                      | 03        | 046S4       |            |            | 5240       |      |     |        |        |       |       |     | B1   |
| N0030075 | MOOBURY JULIE M                       | 008428987            | 03        | 046S3       |            |            | 524000     | 4    |     | 021231 | 1      |       |       |     |      |
| N0030075 | ***** ALTERNATE POSITION VACANT ***** |                      |           |             |            |            |            |      |     |        |        |       |       |     |      |
|          |                                       |                      | 03        | 046M4       |            |            | 5240       |      |     |        |        |       |       |     | B1   |
| N0030076 | MCCAFFREY PATRICIA J                  | 154446883            | 04        | 046M3       |            |            | 524000     | 4    |     | 888888 | 0      |       |       |     |      |
|          | AVAILABILITY CODE                     |                      |           |             |            |            | DATE       |      |     |        |        |       |       |     |      |
|          | 3 IS NOT A VALID AVAILABILITY CODE!!! |                      |           |             |            |            |            |      |     |        |        |       |       |     |      |
| N0030076 | ***** ALTERNATE POSITION VACANT ***** |                      |           |             |            |            |            |      |     |        |        |       |       |     |      |

MOBILITY REQUIREMENTS/RESOURCES ROSTER (PA)  
 FCN: UM800-015 AS UF: 94.06.02

##### UNIT: FN1CFDNO UTC: FFED40 MSI: N003 FAMILY: P #####

| MRI      | PRIMARY<br>ALTERNATE                  | PRI SSAN<br>ALT SSAN | REQ<br>GR | REQ<br>AFSC    | REQ<br>DNA | REQ<br>SEI | REQ<br>FAC     | SEC<br>CLND | PRF | DOS | ETS    | EDSCA  | DEROS | DEC | CHAL |
|----------|---------------------------------------|----------------------|-----------|----------------|------------|------------|----------------|-------------|-----|-----|--------|--------|-------|-----|------|
| N0030077 | ANTSKAL JEFFREY G                     | 064481351            | 02<br>03  | 046M4<br>046M3 |            |            | 5240<br>524000 |             |     | 4   | 888888 |        |       |     | E1   |
| N0030077 | ***** ALTERNATE POSITION VACANT ***** |                      |           |                |            |            |                |             |     |     |        |        |       |     |      |
| N0030078 | LAUDIE DANIELLE A                     | 037449318            | 33        | 4N131<br>4N151 |            |            | 5240<br>524000 |             |     | 4   | 951027 | 951027 |       |     | E1   |
| N0030078 | ***** ALTERNATE POSITION VACANT ***** |                      |           |                |            |            |                |             |     |     |        |        |       |     |      |
| N0030079 | PEREZ RICARDO                         | 461439241            | 35        | 4N151<br>4N151 |            |            | 5240<br>524000 |             |     | 4   | 980107 | 980107 |       |     | E1   |
| N0030079 | ***** ALTERNATE POSITION VACANT ***** |                      |           |                |            |            |                |             |     |     |        |        |       |     |      |
| N0030080 | HUDSON DOUGLAS E                      | 565834022            | 35        | 4N151<br>4N151 |            |            | 5240<br>524000 |             |     | 4   | 990506 | 990506 |       |     | E1   |
| N0030080 | ***** ALTERNATE POSITION VACANT ***** |                      |           |                |            |            |                |             |     |     |        |        |       |     |      |
| N0030081 | DIAZ JOSEFA                           | 569312180            | 36        | 4N171<br>4N171 |            |            | 5240<br>524000 |             |     | 4   | 960213 | 960213 |       |     | E1   |
| N0030081 | ***** ALTERNATE POSITION VACANT ***** |                      |           |                |            |            |                |             |     |     |        |        |       |     |      |
| N0030082 | LEIGHTY PATRICIA A                    | 006684152            | 36        | 4N171<br>4N171 |            |            | 5240<br>524100 |             |     | 4   | 960530 | 960530 |       |     | E1   |
| N0030082 | ***** ALTERNATE POSITION VACANT ***** |                      |           |                |            |            |                |             |     |     |        |        |       |     |      |
| N0030083 | ARTERBERRY RICKY D                    | 444622227            | 35        | 4J052<br>4J052 |            |            | 5270<br>527000 |             |     | 4   | 981223 | 981223 |       |     | E1   |
| N0030083 | ***** ALTERNATE POSITION VACANT ***** |                      |           |                |            |            |                |             |     |     |        |        |       |     |      |
| N0030084 | EOLVES REBECCA J                      | 516745053            | 36        | 4J072<br>4J072 |            |            | 5270<br>527000 |             |     | 3   | 950205 | 950205 |       |     | E1   |
| N0030084 | ***** ALTERNATE POSITION VACANT ***** |                      |           |                |            |            |                |             |     |     |        |        |       |     |      |
| N0030085 | HAGARTY PAUL J                        | 534826129            | 34        | 4B051<br>4B051 |            |            | 5311<br>531100 |             |     | 4   | 961220 | 961220 |       |     | E1   |
| N0030085 | ***** ALTERNATE POSITION VACANT ***** |                      |           |                |            |            |                |             |     |     |        |        |       |     |      |

MOBILITY REQUIREMENTS/RESOURCES ROSTER (PA)  
 POB: UME00-015 AS OF: 94.06.02

##### UNIT: FW1CFDNO UTC: FFEC40 MSI: N003 FAMILY: P #####

| MRI      | PRIMARY<br>ALTERNATE   | PRI SSAN<br>ALT SSAN | REQ<br>GR | REQ<br>AFSC    | REQ<br>DNA | REQ<br>SEI | REQ<br>FAC     | SEC<br>CLNC | PRP | DCS | ETS    | EDSCA  | DEROS | DEC | CHAL |
|----------|--|----------------------|-----------|----------------|------------|------------|----------------|-------------|-----|-----|--------|--------|-------|-----|------|
| N0030086 | ELLER TRACIE M<br>DUTY STATUS<br>08 (HOSPITALIZED.)                                  | 476969719            | 31        | 4E051<br>4E031 |            |            | 5410<br>531300 |             |     |     | 970301 | 970301 |       |     | E1   |
| N0030086 | **** ALTERNATE POSITION VACANT ****  |                      |           |                |            |            |                |             |     |     |        |        |       |     |      |
| N0030087 | PARKER BRIAN A   | 062482722            | 04        | 04764<br>04763 |            |            | 5421<br>542100 |             |     |     | 020731 |        |       |     | E1   |
| N0030087 | **** ALTERNATE POSITION VACANT ****  |                      |           |                |            |            |                |             |     |     |        |        |       |     |      |
| N0030088 | LOZANO MICHAEL A   | 523049490            | 31        | 4A051<br>4A031 |            |            | 5421<br>514200 |             |     |     | 970428 | 970428 |       |     | E1   |
| N0030088 | **** ALTERNATE POSITION VACANT ****  |                      |           |                |            |            |                |             |     |     |        |        |       |     |      |
| N0030089 | MATTHEWS MARCIA R<br>DUTY STATUS<br>20 (TDY.)  | 163621503            | 33        | 4Y031<br>4Y051 |            |            | 5421<br>542100 |             |     |     | 980930 | 980930 |       |     | E1   |
| N0030089 | **** ALTERNATE POSITION VACANT ****  |                      |           |                |            |            |                |             |     |     |        |        |       |     |      |
| N0030090 | WAYMAN JEFFREY A   | 524863542            | 36        | 4Y051<br>4Y151 |            | 485        | 5421<br>542200 |             |     |     | 950228 | 950228 |       |     | E1   |
| N0030090 | **** ALTERNATE POSITION VACANT ****  |                      |           |                |            |            |                |             |     |     |        |        |       |     |      |
| N0030091 | JONES LAINERE L  | 265659647            | 33        | 4Y051<br>4Y051 |            |            | 5421<br>542100 |             |     |     | 961123 | 961123 |       |     | E1   |
| N0030091 | **** ALTERNATE POSITION VACANT ****  |                      |           |                |            |            |                |             |     |     |        |        |       |     |      |
| N0030092 | BROWNING MICHELLE R<br>AVAILABILITY CODE<br>50 (PROJECTED SEPARATION WITHIN 180 DYS) | 524255922            | 33        | 4Y071<br>4Y051 |            |            | 5421<br>542100 |             |     |     | 941018 | 941018 |       |     | E1   |
| N0030092 | **** ALTERNATE POSITION VACANT ****  |                      |           |                |            |            |                |             |     |     |        |        |       |     |      |

ROMTS: 92 FILLED: 87

MOBILITY REQUIREMENTS/RESOURCES ROSTER (PA)  
 PCN: UMB00-015 AS OF: 94.06.02

##### UNIT: FNICFNO UTC: FFGLEO MSI: N002 FAMILY: P #####

| MRI      | PRIMARY<br>ALTERNATE                  | PRI SSAN<br>ALT SSAN | REQ<br>GR | REQ<br>AFSC | REQ<br>DNA | REQ<br>SEI | REQ<br>FAC | SEC<br>CLNC | PRP | DOS    | ETS    | EDSCA | DEROS | DEC | CHAL |
|----------|---------------------------------------|----------------------|-----------|-------------|------------|------------|------------|-------------|-----|--------|--------|-------|-------|-----|------|
| N0020001 | SASSEVILLE MAREN L H                  | 483302981            | 01        | 041A1       |            |            | 510Z00     | 4           |     | 888888 |        |       |       |     | B1   |
| N0020001 | ***** ALTERNATE POSITION VACANT ***** |                      |           |             |            |            |            |             |     |        |        |       |       |     |      |
| N0020002 | HAAN BRYAN D                          | 481740692            | 35        | 4N031       |            |            | 5250       |             |     |        |        |       |       |     | B1   |
|          | DUTY STATUS                           |                      |           | 4N051       |            |            | 522000     | 4           |     | 951109 | 940809 |       |       |     |      |
|          | 99 IS NOT A VALID DUTY STATUS!!!      |                      |           |             |            |            |            |             |     |        |        |       |       |     |      |
| N0020002 | ***** ALTERNATE POSITION VACANT ***** |                      |           |             |            |            |            |             |     |        |        |       |       |     |      |
| N0020003 | FISCUS MARSHALL A                     | 458457616            | 35        | 4N031       |            |            | 5250       |             |     |        |        |       |       |     | B1   |
| N0020003 | ***** ALTERNATE POSITION VACANT ***** |                      |           |             |            |            |            |             |     |        |        |       |       |     |      |
| N0020004 | CASILLAS EDUARDO A                    | 457696940            | 32        | 4N051       |            |            | 5250       |             |     |        |        |       |       |     | B1   |
| N0020004 | ***** ALTERNATE POSITION VACANT ***** |                      |           |             |            |            |            |             |     |        |        |       |       |     |      |
| N0020005 | HERRERA ERIC                          | 464733762            | 35        | 4N051       |            |            | 5250       |             |     |        |        |       |       |     | B1   |
| N0020005 | ***** ALTERNATE POSITION VACANT ***** |                      |           |             |            |            |            |             |     |        |        |       |       |     |      |
| N0020006 | SYLVESTER PAUL L                      | 353725512            | 33        | 4N051       |            |            | 5250       |             |     |        |        |       |       |     | B1   |
| N0020006 | ***** ALTERNATE POSITION VACANT ***** |                      |           |             |            |            |            |             |     |        |        |       |       |     |      |
| N0020007 | JOHNSON TROY R                        | 469883443            | 33        | 4N051       |            |            | 5250       |             |     |        |        |       |       |     | B1   |
| N0020007 | ***** ALTERNATE POSITION VACANT ***** |                      |           |             |            |            |            |             |     |        |        |       |       |     |      |
| N0020008 | STERLING ANTHONY J                    | 249476309            | 34        | 4N051       |            |            | 5250       |             |     |        |        |       |       |     | B1   |
| N0020008 | ***** ALTERNATE POSITION VACANT ***** |                      |           |             |            |            |            |             |     |        |        |       |       |     |      |
| N0020009 | FIELDS MICHAEL R                      | 600684010            | 33        | 4N051       |            |            | 5250       |             |     |        |        |       |       |     | B1   |
| N0020009 | ***** ALTERNATE POSITION VACANT ***** |                      |           |             |            |            |            |             |     |        |        |       |       |     |      |
| N0020010 | SKINNER JACK G                        | 242027805            | 36        | 4N071       |            |            | 5250       |             |     |        |        |       |       |     | B1   |
| N0020010 | ***** ALTERNATE POSITION VACANT ***** |                      |           |             |            |            |            |             |     |        |        |       |       |     |      |



\*\*\*\*\*UNCLASSIFIED\*\*\*\*\*

PRIVACY ACT OF 1974 APPLIES

MOBILITY REQUIREMENTS/RESOURCES ROSTER (PA)  
PCN: UMB00-015 AS OF: 94.06.02

##### UNIT: FW1CFDNO UTC: FFBLE0 MSI: N002 FAMILY: P #####

| MRI      | PRIMARY<br>ALTERNATE   | PRI SSAN<br>ALT SSAN | REQ<br>GR | REQ<br>AFSC    | REQ<br>DNA | REQ<br>SEI | SEC<br>FAC     | SEC<br>CLNC | PRF | DOS    | ETS    | EDSCA | DEROS | DEC | CHAL |
|----------|--|----------------------|-----------|----------------|------------|------------|----------------|-------------|-----|--------|--------|-------|-------|-----|------|
| N0020011 | TOMLIN MICHAEL D<br>AVAILABILITY CODE<br>29 (CONDITIONAL RELEASE (ANG/AFR))<br>9 IS NOT A VALID AVAILABILITY CODE!!! | 457110039            | 34        | 4N071<br>4N051 |            |            | 5250<br>522000 |             | 4   | 950609 | 950609 |       |       |     | B1   |
| N0020011 | **** ALTERNATE POSITION VACANT ****  |                      |           |                |            |            |                |             |     |        |        |       |       |     |      |
| N0020012 | LOGMAN DANE A  | 550513799            | 35        | 4N071<br>4N051 |            |            | 5250<br>522000 |             | 4   | 960624 | 960624 |       |       |     | B1   |
| N0020012 | **** ALTERNATE POSITION VACANT ****  |                      |           |                |            |            |                |             |     |        |        |       |       |     |      |
| N0020013 | ROBISON JACK A   | 513607442            | 36        | 4N071<br>4N071 |            |            | 5250<br>523400 |             | 4   | 980802 | 980802 |       |       |     | B1   |
| N0020013 | **** ALTERNATE POSITION VACANT ****  |                      |           |                |            |            |                |             |     |        |        |       |       |     |      |

.TS: 13 FILLED: 13

\*\*\*\*\*UNCLASSIFIED\*\*\*\*\*  
PRIVACY ACT OF 1974 APPLIES

MOBILITY REQUIREMENTS/RESOURCES ROSTER (PA)  
PCN: UMBCO-015 AS OF: 94.06.02

##### UNIT: FW1CFDNO UTC: FFQC10 MSI: N001 FAMILY: P #####

| MRI      | PRIMARY<br>ALTERNATE                | FRI SSAN<br>ALT SSAN | REQ<br>GR | REQ<br>AFSC | REQ<br>DMA | REQ<br>SEI | REQ<br>FAC | SEC<br>CLNC | PRP | DOS    | ETS | EDSCA | DEROS | DEC | CHAI |
|----------|-------------------------------------|----------------------|-----------|-------------|------------|------------|------------|-------------|-----|--------|-----|-------|-------|-----|------|
|          |                                     |                      | 04        | 048G4       |            |            | 5310       |             |     |        |     |       |       |     | B1   |
| N0010001 | FULLER DOUGLAS C                    | 528800511            | 04        | 048GG       |            |            | 531000     | 4           |     | 020630 |     |       |       |     |      |
| N0010001 | **** ALTERNATE POSITION VACANT **** |                      |           |             |            |            |            |             |     |        |     |       |       |     |      |
|          |                                     |                      | 04        | 048G4       |            |            | 5310       |             |     |        |     |       |       |     | B1   |
| N0010002 | ***** PRIMARY POSITION VACANT ***** |                      |           |             |            |            |            |             |     |        |     |       |       |     |      |
| N0010002 | **** ALTERNATE POSITION VACANT **** |                      |           |             |            |            |            |             |     |        |     |       |       |     |      |

=====

EQMTS: 2 FILLED: 1

\*\*\*\*\*UNCLASSIFIED\*\*\*\*\*  
PRIVACY ACT OF 1974 APPLIES

MOBILITY REQUIREMENTS/RESOURCES ROSTER (PA)  
PCN: UMB00-015 AS OF: 94.06.02

\*\*\*\*\*  
\*\*\*\*\* REPORT TOTALS \*\*\*\*\*  
\*\*\* \*\*  
\*\*\* TOTAL REQUIREMENTS: 107 \*\*\*  
\*\*\* \*\*  
\*\*\* TOTAL POSITIONS FILLED: 101 \*\*\*  
\*\*\* \*\*  
\*\*\*\*\*  
\*\*\*\*\*

MOBILITY REQUIREMENTS/RESOURCES ROSTER (PA)  
 PCN: UMB00-015 AS OF: 94.06.02

##### UNIT: FW1DFNO UTC: FFGLB0 MSI: N004 FAMILY: P #####

| MRI      | PRIMARY<br>ALTERNATE  | PRI SSAN<br>ALT SSAN | REQ<br>GR | REQ<br>AFSC    | REQ<br>DNA | REQ<br>SEI | REQ<br>FAC     | SEC<br>CLNC | FRP | DOS    | ETS    | EDSCA | DEROS | DEC | CHAI |
|----------|---|----------------------|-----------|----------------|------------|------------|----------------|-------------|-----|--------|--------|-------|-------|-----|------|
| N0040001 | HALE CRAIG A  | 226215610            | 33        | 4N051<br>4F051 |            |            | 5410<br>531000 | 4           |     | 950818 | 950818 |       |       | E1  |      |
| N0040001 | ***** ALTERNATE POSITION VACANT *****   |                      |           |                |            |            |                |             |     |        |        |       |       |     |      |
| N0040002 | GARDNER SCOTT L   | 524867062            | 33        | 4N051<br>4N051 |            |            | 5410<br>522000 | 4           |     | 960906 | 960906 |       |       | E1  |      |
| N0040002 | ***** ALTERNATE POSITION VACANT *****   |                      |           |                |            |            |                |             |     |        |        |       |       |     |      |
| N0040003 | RUTKA DANA A  | 375840861            | 35        | 4A051<br>4A051 |            |            | 5410<br>514100 | 4           |     | 960123 | 960123 |       |       | E1  |      |
| N0040003 | ***** ALTERNATE POSITION VACANT *****   |                      |           |                |            |            |                |             |     |        |        |       |       |     |      |
| N0040004 | WIMMER VIRGINIA ANNETTE   | 214880063            | 34        | 4A051<br>4A051 |            |            | 5410<br>516000 | 4           | J   | 941116 | 940916 |       |       | E1  |      |
| N0040004 | ***** ALTERNATE POSITION VACANT *****   |                      |           |                |            |            |                |             |     |        |        |       |       |     |      |
| J40005   | MILES TRACY E   | 537802930            | 33        | 4A051<br>4A051 |            |            | 5410<br>514000 | 4           |     | 950520 | 950520 |       |       | E1  |      |
| N0040005 | ***** ALTERNATE POSITION VACANT *****   |                      |           |                |            |            |                |             |     |        |        |       |       |     |      |
| N0040006 | HAGARTY SALLY A   | 037464046            | 33        | 4E051<br>4E051 |            |            | 5410<br>531100 | 4           |     | 960409 | 960409 |       |       | E1  |      |
| N0040006 | ***** ALTERNATE POSITION VACANT *****   |                      |           |                |            |            |                |             |     |        |        |       |       |     |      |
| N0040007 | KASTNER MARTIN E  | 536684206            | 33        | 4E051<br>4E051 |            |            | 5410<br>531100 | 4           |     | 960722 | 960122 |       |       | E1  |      |
| N0040007 | AVAILABILITY CODE<br>4 IS NOT A VALID AVAILABILITY CODE!!!<br>***** ALTERNATE POSITION VACANT ***** |                      |           |                |            |            |                |             |     |        |        |       |       |     |      |
| N0040008 | FOSTEN MARTINA  | 436637175            | 33        | 4E071<br>4E051 |            |            | 5410<br>531100 | 4           |     | 970829 | 970829 |       |       | E1  |      |
| N0040008 | ***** ALTERNATE POSITION VACANT *****   |                      |           |                |            |            |                |             |     |        |        |       |       |     |      |
| N0040009 | SCHAFFNER DARRELL R   | 401927045            | 35        | 4E071<br>4F051 |            |            | 5410<br>520800 | 4           | J   | 940915 | 940915 |       |       | E1  |      |
| N0040009 | AVAILABILITY CODE<br>78 (PROJ REEML WITHIN 180 DAYS)<br>***** ALTERNATE POSITION VACANT *****       |                      |           |                |            |            |                |             |     |        |        |       |       |     |      |

MOBILITY REQUIREMENTS/RESOURCES ROSTER (PA)  
 PCN: UME00-015 AS OF: 94.06.02

##### UNIT: FW1CFDNO UTC: FFGLB0 MSI: N004 FAMILY: P #####

| MRI      | PRIMARY<br>ALTERNATE                  | PRI SSAN<br>ALT SSAN | REQ<br>GR | REQ<br>AFSC | REQ<br>DNA | REQ<br>SEI | REQ<br>FAC | SEC<br>CLNC | PRP | DOS | ETS | EDSCA | DEROS | DEC | CHAL |
|----------|---------------------------------------|----------------------|-----------|-------------|------------|------------|------------|-------------|-----|-----|-----|-------|-------|-----|------|
| N0040010 | HALL JERRY L                          | 224989813            | 35        | 4E051       |            |            | 5410       |             |     |     |     |       |       |     | B1   |
| N0040010 | ***** ALTERNATE POSITION VACANT ***** |                      |           |             |            |            |            |             |     |     |     |       |       |     |      |
| N0040011 | BURNETT MAX A                         | 494581904            | 35        | 4E051       |            |            | 5410       |             |     |     |     |       |       |     | B1   |
| N0040011 | ***** ALTERNATE POSITION VACANT ***** |                      |           |             |            |            |            |             |     |     |     |       |       |     |      |
| N0040012 | JOHNSON CRAIG L                       | 574584381            | 36        | 4E071       |            |            | 5410       |             |     |     |     |       |       |     | B1   |
| N0040012 | ***** ALTERNATE POSITION VACANT ***** |                      |           |             |            |            |            |             |     |     |     |       |       |     |      |
| N0040013 | VENEGAS MIGUEL A                      | 554235583            | 36        | 4E071       |            |            | 5410       |             |     |     |     |       |       |     | B1   |
| N0040013 | ***** ALTERNATE POSITION VACANT ***** |                      |           |             |            |            |            |             |     |     |     |       |       |     |      |
| J40014   | JAYNES JOHN R                         | 270708268            | 37        | 4Y051       |            |            | 5410       |             |     |     |     |       |       |     | B1   |
| N0040014 | ***** ALTERNATE POSITION VACANT ***** |                      |           |             |            |            |            |             |     |     |     |       |       |     |      |
| N0040015 | CLIFF SPENCER C                       | 426171580            | 33        | 4Y051       |            |            | 5410       |             |     |     |     |       |       |     | B1   |
| N0040015 | ***** ALTERNATE POSITION VACANT ***** |                      |           |             |            |            |            |             |     |     |     |       |       |     |      |
| N0040016 | FLYNN LAWRENCE L                      | 479924272            | 34        | 4Y051       |            |            | 5410       |             |     |     |     |       |       |     | B1   |
| N0040016 | ***** ALTERNATE POSITION VACANT ***** |                      |           |             |            |            |            |             |     |     |     |       |       |     |      |
| N0040017 | SWEENEY JOSEPH P                      | 197543226            | 36        | 4Y051       |            |            | 5410       |             |     |     |     |       |       |     | B1   |
| N0040017 | ***** ALTERNATE POSITION VACANT ***** |                      |           |             |            |            |            |             |     |     |     |       |       |     |      |
| N0040018 | HAUN CHRISTIAN J                      | 547271743            | 32        | 4Y051       |            |            | 5410       |             |     |     |     |       |       |     | B1   |
| N0040018 | ***** ALTERNATE POSITION VACANT ***** |                      |           |             |            |            |            |             |     |     |     |       |       |     |      |
| N0040019 | LEWIS STEPHEN E                       | 467171077            | 37        | 4Y051       |            |            | 5410       |             |     |     |     |       |       |     | B1   |
| N0040019 | ***** ALTERNATE POSITION VACANT ***** |                      |           |             |            |            |            |             |     |     |     |       |       |     |      |

ITS: 19 FILLED: 19

\*\*\*\*\*UNCLASSIFIED\*\*\*\*\*

PRIVACY ACT OF 1974 APPLIES

MOBILITY REQUIREMENTS/RESOURCES ROSTER (PA)  
PCN: UMB00-015 AS OF: 94.06.02


```
*****
***** REPORT TOTALS *****
***                                     ***
*** TOTAL REQUIREMENTS: 19           ***
***                                     ***
*** TOTAL POSITIONS FILLED: 19       ***
***                                     ***
*****
*****
```

**DO NOT DESTROY UNTIL 2005**  
**INSTALLATION WORKSHEET**  
**VANDENBERG AFB, CALIFORNIA**

**PURPOSE:** To document answer to question: Section 5  
**SOURCE:** Lt Col James R. Jeffrey, 30 MG/SGA, DSN 276-6726, and  
Capt William D. Parker, 30 MG/SGAM, DSN 276-7483  
**METHOD:** Professional knowledge of above personnel.  
**CONCLUSION:** See attached letter

I certify that the above information is accurate and complete to the best of my knowledge and belief.

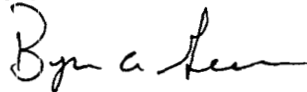
Preparer:



MSgt Bill Bonney, 30 MG/SGAM, DSN 276-9302 Date: 31 May 94

I certify that the above information is accurate and complete to the best of my knowledge and belief.

MAJCOM Reviewer:



Lt Col Byron Geer, HQ AFSPC/SGAA, DSN 694-3042 Date:

09 JUN 1994



DEPARTMENT OF THE AIR FORCE

30TH SPACE WING (AFSPACECOM)

31 MAY 94

MEMORANDUM FOR 30 SW/CCA

CCE

CV

CC

IN TURN

FROM: 30 MG/CC

SUBJECT: BRAC 95 Data Call For Medical Facilities

1. In response to SECTION 5: LOCAL ASSESSMENT, the following questions were addressed:

**A. Assuming current DOD population levels, what impact would the reduction or closure of MTF inpatient capability have on your catchment area? Can the local community provide the necessary inpatient services?**

The impact of the reduction or closure of our MTF inpatient capabilities would be minimal. Active duty patients would be easily absorbed by local medical facilities under supplemental funding. The cost of these visits would have to be monitored by our Managed Care Office to validate and/or adjust billings. Dependents of active duty, retirees, and retiree dependents would be disengaged to the civilian community, similar to what is currently being accomplished for inpatient services not available in the MTF.

**B. Assuming no remaining active duty Air Force and their families, what impact would the closure of the entire MTF have on your catchment area? Can the local community provide the necessary services?**

Assuming no remaining active duty Air Force and their families, the impact of the closure of the MTF would be minimal. As stated above, retirees and their dependents would be eligible for care under CHAMPUS/TRICARE in the civilian community. Local medical facilities would be eager to absorb the additional workload.

2. If there are any questions regarding the above please contact Capt Parker at ext 6-7483.

A handwritten signature in cursive script, reading "Claude H. Chan", is positioned above the typed name.

CLAUDE H. CHAN, Colonel, USAF, MC, CFS  
Commander



# Document Separator

## AIR STAFF CORRECTION WORKSHEET

**PURPOSE:** To provide corrected answer to question 4 of the Medical Data Call,  
Whiteman AFB.

**SOURCE:** Air Staff calculation using methodology provided in Data Call adjusted per direction of the Joint Group.

**METHOD:** During the course of completing this Data Call, MAJCOMs and facilities asked for clarification on terminology and sources cited in the questionnaire. After reviewing the inputs, we determined that there was too much room for misinterpretation and errors. To ensure consistency in the data, the Air Staff calculated MTF cost for each facility using consistent sources and methodology. This Air Staff determined result was used for the Joint Group process.

After this calculation was done and the information provided to MAJCOMs, the methodology was altered by the Joint Group. The cost was adjusted by not deleting the CAT II RWP (Para B(7)) and not adding payraises and inflation factors in Para C.

**CONCLUSION:** Adjusted MTF cost for Whiteman AFB is \$ 4548.24 vice 4881.63.

**MAJCOM CONCURS:** Mj Adkhs, HQ ACC ISG MT2 BSN 574 7874-2283

**BASE CONCURS.**

I certify that the above information is accurate and complete to the best of my knowledge and belief.

**AIR STAFF REVIEWER:** Laura E. DuMez DATE: 24 Oct 94  
Laura E. DuMez, CMSgt, USAF  
Medical Manpower Division  
Dir of Medical Programs and Resources  
Office of the AF Surgeon General

## AIR STAFF CORRECTION WORKSHEET

**PURPOSE:** To provide additional information not requested in the original medical data call for Whiteman AFB.

**SOURCE:** HQ AFMSA/SGSFW, Capt O'Brien, DSN 297-5554

**METHOD:** In Oct 94, the Joint Group asked for information concerning "Available Beds" in each MTF.

"Available Beds" are defined as: "the number of beds readily available in space designed for inpatient bed placement. The space will meet current accreditation standards and usually have suction, medical gas and nurse call capability. Bed space that has been permanently encumbered (requires construction to convert it to usable bed space) will not be considered. The space will normally have 140 to 200 square feet per bed. The Available Bed Capacity figure will at a minimum equal the operating beds at a facility plus other bed space meeting the above requirements as reported in the data calls."

HQ AFMSA/SGSFW conducted a survey in Nov 93 that collected information for "Normal Beds." The definition above approximates the definition for "Normal Beds" as specified in that survey. It was determined appropriate to use the data submitted by the MTFs in Nov 93 for "Normal Beds" to meet this late requirement for "Available Beds."

**CONCLUSION:** Available beds for Whiteman AFB are 26.

**MAJCOM CONCURS:** Maj Adkins, HQ ACC/SGMT2, DSN 574-7874 x2183.

**BASE CONCURS.**

I certify that the above information is accurate and complete to the best of my knowledge and belief.

**AIR STAFF REVIEWER:** Laura E. DuMez **DATE:** 28 Oct 94

Laura E. DuMez, CMSgt, USAF  
Medical Manpower Division  
Dir of Medical Programs and Resources  
Office of the AF Surgeon General

**INSTALLATION WORKSHEET**  
**Whiteman AFB MO**

**PURPOSE:** To document the answer to BRAC 95 Joint Cross-Service Group Data Call question 1.A.1.c (1.A.1.a and 1.A.1.b are instructions only)

**SOURCE:** As identified in the Medical Service Data Call.

**METHOD:** As identified in the Medical Service Data Call.


**CONCLUSION:**

**1.A.1.c**

| <b>BENEFICIARY TYPE</b>      | <b>ACTUAL FY 1993</b> | <b>PROJECTED 2001</b> |
|------------------------------|-----------------------|-----------------------|
| <b>ACTIVE DUTY</b>           | 3,751                 | 3,554                 |
| <b>FAMILY MEMBERS OF AD</b>  | 5,264                 | 4,756                 |
| <b>SUBTOTAL</b>              | 9,015                 | 8,310                 |
| <b>RETIREES AND FAMILIES</b> | 4,789                 | 4,815                 |
| <b>OTHERS</b>                | 533                   | 568                   |
| <b>TOTAL</b>                 | 14,337                | 13,693                |

\* Copy of 1993-1999 RAPS report has been attached.


Preparer: I certify the above information is accurate and complete to the best of my knowledge.

  
\_\_\_\_\_  
Signature

Date June 91

TORK D. HOOK, 1Lt, 509th Med Grp/SGAM  
DSN 975-2123

MAJCOM Reviewer: I certify the above information is accurate and complete to the best of my knowledge and belief.

  
\_\_\_\_\_  
Signature

Date 8 JUN 1994

Bradley Thompson, Capt, 509th Med Grp/SGAM, 2254  
Typed name, rank, office symbol, DSN number

RAPS MODEL FY93 BASELINE POPULATION ESTIMATES      MAY 26, 1994  
 4 6.01 03/30/94      12:51:08  
 RETAINED HISTORICAL CATCHMENT AREAS      BRAC III.03 03/15/94

351st STRAT HOSP-WHITEHAM

POPULATION BY AGE/SEX

| AGE/SEX | ACTIVE DUTY | DEPS OF ACT DTY | MED ELG MG/RES | DEPS OF MG/RES | RETIRED | DEPS OF RETIRED | SURVIVR | TOTAL |
|---------|-------------|-----------------|----------------|----------------|---------|-----------------|---------|-------|
| 00-04/M | --          | 594             | --             | 10             | --      | 22              | 0       | 626   |
| 05-14/M | --          | 879             | --             | 31             | --      | 205             | 10      | 1125  |
| 15-17/M | --          | 151             | --             | 6              | --      | 150             | 5       | 312   |
| 18-24/M | 975         | 110             | 23             | 2              | 3       | 178             | 15      | 1306  |
| 25-34/M | 1558        | 49              | 24             | 2              | 15      | 6               | 0       | 1654  |
| 35-44/M | 625         | 18              | 16             | 0              | 259     | 3               | 1       | 972   |
| 45-64/M | 49          | 8               | 13             | 0              | 248     | 5               | 0       | 1323  |
| 65+ /M  | --          | 3               | --             | 0              | 471     | 1               | 0       | 475   |
| 00-04/F | --          | 571             | --             | 8              | --      | 23              | 1       | 603   |
| 05-14/F | --          | 870             | --             | 22             | --      | 185             | 6       | 1083  |
| 15-17/F | --          | 145             | --             | 6              | --      | 122             | 1       | 274   |
| 18-24/F | 216         | 517             | 2              | 9              | 1       | 168             | 7       | 920   |
| 25-34/F | 201         | 896             | 1              | 12             | 4       | 44              | 4       | 1162  |
| 35-44/F | 77          | 398             | 0              | 19             | 13      | 331             | 9       | 847   |
| 45-64/F | 0           | 52              | 0              | 5              | 16      | 1028            | 128     | 1229  |
| 65+ /F  | --          | 3               | --             | 0              | 5       | 283             | 133     | 426   |
| TOTAL   | 3751        | 5264            | 79             | 132            | 2035    | 2754            | 322     | 14337 |

POPULATION BY SPONSOR SERVICE BRANCH

| SPONSOR SERVICE | ACTIVE DUTY | DEPS OF ACT DTY | MED ELG MG/RES | DEPS OF MG/RES | RETIRED | DEPS OF RETIRED | SURVIVR | TOTAL |
|-----------------|-------------|-----------------|----------------|----------------|---------|-----------------|---------|-------|
| ARMY            | 14          | 227             | 79             | 118            | 419     | 440             | 100     | 1397  |
| NAVY            | 0           | 23              | 0              | 3              | 260     | 293             | 41      | 620   |
| AFLDAT          | 0           | 19              | --             | --             | --      | --              | --      | 19    |
| USMC            | 0           | 21              | 0              | 0              | 75      | 106             | 12      | 212   |
| USAF            | 3737        | 4968            | 0              | 19             | 1257    | 1897            | 168     | 12048 |
| USCG            | 0           | 6               | 0              | 0              | 15      | 17              | 1       | 39    |
| OTHER           | 0           | 0               | 0              | 0              | 1       | 1               | 0       | 2     |
| TOTAL           | 3751        | 5264            | 79             | 132            | 2035    | 2754            | 322     | 14337 |

RAPS POPULATION PROJECTION REPORT

MAY 26, 1994

FY94 BASED UPON FY93 BASELINE

12:51:08

V 6.01 03/30/94 RETAINED HISTORICAL CATCHMENT AREAS DRAC 111.03 03/15/94

351st STRAT HOSP-WHITEMAN

POPULATION BY AGE/SEX

| AGE/SEX | ACTIVE DUTY | DEPS OF ACT DTY | MED ELG NG/RES | DEPS OF NG/RES | RETIRED | DEPS OF RETIRED | SURVIVR | TOTAL |
|---------|-------------|-----------------|----------------|----------------|---------|-----------------|---------|-------|
| 00-04/M | --          | 581             | --             | 9              | --      | 22              | 0       | 612   |
| 05-14/M | --          | 858             | --             | 29             | --      | 203             | 10      | 1100  |
| 15-17/M | --          | 148             | --             | 6              | --      | 148             | 5       | 307   |
| 18-24/M | 986         | 108             | 21             | 2              | 3       | 176             | 15      | 1311  |
| 25-34/M | 1573        | 48              | 22             | 2              | 14      | 6               | 0       | 1667  |
| 35-44/M | 681         | 18              | 15             | 0              | 255     | 3               | 1       | 973   |
| 45-64/M | 49          | 8               | 12             | 0              | 1229    | 5               | 0       | 1303  |
| 65+ /M  | --          | 3               | --             | 0              | 499     | 1               | 0       | 503   |
| 00-04/F | --          | 559             | --             | 8              | --      | 23              | 1       | 591   |
| 05-14/F | --          | 851             | --             | 20             | --      | 182             | 6       | 1059  |
| 15-17/F | --          | 142             | --             | 6              | --      | 121             | 1       | 270   |
| 18-24/F | 218         | 504             | 2              | 2              | 1       | 166             | 7       | 906   |
| 25-34/F | 203         | 876             | 1              | 11             | 4       | 43              | 4       | 1142  |
| 35-44/F | 78          | 390             | 0              | 18             | 13      | 327             | 9       | 835   |
| 45-64/F | 0           | 51              | 0              | 5              | 16      | 1026            | 126     | 1224  |
| 65+ /F  | --          | 3               | --             | 0              | 5       | 298             | 146     | 452   |
| TOTAL   | 3790        | 5148            | 73             | 124            | 2039    | 2750            | 331     | 14255 |

POPULATION BY SPONSOR SERVICE BRANCH

| SPONSOR SERVICE | ACTIVE DUTY | DEPS OF ACT DTY | MED ELG NG/RES | DEPS OF NG/RES | RETIRED | DEPS OF RETIRED | SURVIVR | TOTAL |
|-----------------|-------------|-----------------|----------------|----------------|---------|-----------------|---------|-------|
| ARMY            | 13          | 219             | 73             | 110            | 623     | 442             | 103     | 1583  |
| NAVY            | 0           | 22              | 0              | 3              | 261     | 294             | 43      | 623   |
| AFLCMT          | 0           | 18              | --             | --             | --      | --              | --      | 18    |
| USMC            | 0           | 20              | 0              | 0              | 73      | 108             | 12      | 213   |
| USAF            | 3777        | 4863            | 0              | 11             | 1266    | 1888            | 172     | 11977 |
| USCG            | 0           | 6               | 0              | 0              | 15      | 17              | 1       | 39    |
| OTHER           | 0           | 0               | 0              | 0              | 1       | 1               | 0       | 2     |
| TOTAL           | 3790        | 5148            | 73             | 124            | 2039    | 2750            | 331     | 14255 |

RAPS POPULATION PROJECTION REPORT

MAY 26, 1994

FY95 BASED UPON FY93 BASELINE

12:51:08

V 6.01 03/30/94

RETAINED HISTORICAL CATCHMENT AREAS

BRAC 111.05 05/15/94

351st STRAT HOSP-WHITMAN

POPULATION BY AGE/SEX

| AGE/SEX | ACTIVE DUTY | DEPS OF ACT DTY | MED ELG NG/RES | DEPS OF NG/RES | RETIRED | DEPS OF RETIRED | SURVIVR | TOTAL |
|---------|-------------|-----------------|----------------|----------------|---------|-----------------|---------|-------|
| 00-04/M | --          | 562             | --             | 9              | --      | 22              | 0       | 593   |
| 05-14/M | --          | 830             | --             | 28             | --      | 199             | 10      | 1067  |
| 15-17/M | --          | 143             | --             | 5              | --      | 147             | 5       | 300   |
| 18-24/M | 953         | 104             | 20             | 2              | 3       | 173             | 15      | 1270  |
| 25-34/M | 1523        | 47              | 21             | 2              | 14      | 6               | 0       | 1613  |
| 35-44/M | 659         | 16              | 15             | 0              | 254     | 3               | 1       | 948   |
| 45-64/M | 48          | 8               | 12             | 0              | 1201    | 5               | 0       | 1274  |
| 65+ /M  | --          | 3               | --             | 0              | 529     | 1               | 0       | 533   |
| 00-04/F | --          | 539             | --             | 7              | --      | 22              | 1       | 569   |
| 05-14/F | --          | 822             | --             | 20             | --      | 180             | 6       | 1028  |
| 15-17/F | --          | 137             | --             | 5              | --      | 120             | 1       | 263   |
| 18-24/F | 211         | 486             | 2              | 6              | 1       | 164             | 7       | 879   |
| 25-34/F | 196         | 847             | 1              | 11             | 4       | 43              | 4       | 1106  |
| 35-44/F | 76          | 376             | 0              | 17             | 13      | 323             | 9       | 814   |
| 45-64/F | 0           | 49              | 0              | 4              | 16      | 1015            | 123     | 1207  |
| 65+ /F  | --          | 3               | --             | 0              | 5       | 312             | 158     | 478   |
| TOTAL   | 3666        | 4972            | 71             | 118            | 2040    | 2735            | 340     | 13942 |

POPULATION BY SPONSOR SERVICE BRANCH

| SPONSOR SERVICE | ACTIVE DUTY | DEPS OF ACT DTY | MED ELG NG/RES | DEPS OF NG/RES | RETIRED | DEPS OF RETIRED | SURVIVR | TOTAL |
|-----------------|-------------|-----------------|----------------|----------------|---------|-----------------|---------|-------|
| ARMY            | 13          | 208             | 71             | 104            | 427     | 441             | 106     | 1370  |
| NAVY            | 8           | 21              | 0              | 3              | 263     | 293             | 44      | 624   |
| AFLDAT          | 0           | 18              | --             | --             | --      | --              | --      | 18    |
| USMC            | 0           | 20              | 0              | 0              | 73      | 107             | 13      | 213   |
| USAF            | 3653        | 4699            | 0              | 11             | 1260    | 1876            | 176     | 11675 |
| USCG            | 0           | 6               | 0              | 0              | 16      | 17              | 1       | 40    |
| OTHER           | 0           | 0               | 0              | 0              | 1       | 1               | 0       | 2     |
| TOTAL           | 3666        | 4972            | 71             | 118            | 2040    | 2735            | 340     | 13942 |

RAPS POPULATION PROJECTION REPORT MAY 26, 1994  
 FY96 BASED UFOW FY93 BASELINE 12:51:08

V 6.01 03/30/94 RETAINED HISTORICAL CATCHMENT AREAS BRAC III.03 03/15/94

351st STRAT HOSP-WHITEMAN

POPULATION BY AGE/SEX

| AGE/SEX | ACTIVE DUTY | DEPS OF ACT DTY | MED ELG NG/RES | DEPS OF NG/RES | RETIRED | DEPS OF RETIRED | SURVIVR | TOTAL |
|---------|-------------|-----------------|----------------|----------------|---------|-----------------|---------|-------|
| 00-04/M | --          | 573             | --             | 9              | --      | 21              | 0       | 603   |
| 05-14/M | --          | 866             | --             | 27             | --      | 197             | 10      | 1080  |
| 15-17/M | --          | 145             | --             | 5              | --      | 145             | 5       | 300   |
| 18-24/M | 976         | 107             | 20             | 2              | 3       | 177             | 15      | 1294  |
| 25-34/M | 1599        | 48              | 21             | 2              | 13      | 6               | 0       | 1649  |
| 35-44/M | 674         | 18              | 13             | 0              | 254     | 3               | 1       | 963   |
| 45-64/M | 49          | 8               | 12             | 0              | 1182    | 5               | 0       | 1256  |
| 65+ /M  | --          | 3               | --             | 0              | 550     | 1               | 0       | 554   |
| 00-04/F | --          | 550             | --             | 7              | --      | 22              | 1       | 580   |
| 05-14/F | --          | 840             | --             | 20             | --      | 179             | 6       | 1045  |
| 15-17/F | --          | 140             | --             | 5              | --      | 118             | 1       | 264   |
| 18-24/F | 216         | 497             | 2              | 8              | 1       | 161             | 7       | 892   |
| 25-34/F | 201         | 864             | 1              | 11             | 4       | 43              | 4       | 1128  |
| 35-44/F | 77          | 384             | 0              | 17             | 13      | 319             | 9       | 819   |
| 45-64/F | 0           | 50              | 0              | 4              | 16      | 1010            | 121     | 1201  |
| 65+ /F  | --          | 3               | --             | 0              | 5       | 324             | 169     | 501   |
| TOTAL   | 3752        | 5076            | 69             | 117            | 2041    | 2725            | 349     | 14129 |

POPULATION BY SPONSOR SERVICE BRANCH

| SPONSOR SERVICE | ACTIVE DUTY | DEPS OF ACT DTY | MED ELG NG/RES | DEPS OF NG/RES | RETIRED | DEPS OF RETIRED | SURVIVR | TOTAL |
|-----------------|-------------|-----------------|----------------|----------------|---------|-----------------|---------|-------|
| ARMY            | 13          | 206             | 69             | 103            | 451     | 441             | 110     | 1375  |
| NAVY            | 0           | 22              | 0              | 3              | 265     | 293             | 45      | 628   |
| AFLOAT          | 0           | 19              | --             | --             | --      | --              | --      | 19    |
| USMC            | 0           | 19              | 0              | 0              | 73      | 105             | 13      | 210   |
| USAF            | 3739        | 4804            | 0              | 11             | 1255    | 1867            | 180     | 11856 |
| USEG            | 0           | 6               | 0              | 0              | 16      | 18              | 1       | 41    |
| OTHER           | 0           | 0               | 0              | 0              | 1       | 1               | 0       | 2     |
| TOTAL           | 3752        | 5076            | 69             | 117            | 2041    | 2725            | 349     | 14129 |



RAPS POPULATION PROJECTION REPORT      MAY 26, 1994  
 FY97 BASED UPON FY93 BASELINE      12:51:08  
 V 6.01 03/30/94    RETAINED HISTORICAL CATCHMENT AREAS    BRAC 111.03 03/15/94

351st STRAT HOSP-WHITEHAV

POPULATION BY AGE/SEX

| AGE/SEX | ACTIVE DUTY | DEPS OF ACT DTY | MED ELG NG/RES | DEPS OF NG/RES | RETIRED | DEPS OF RETIRED | SURVIVR | TOTAL |
|---------|-------------|-----------------|----------------|----------------|---------|-----------------|---------|-------|
| 00-04/M | --          | 551             | --             | 9              | --      | 21              | 0       | 581   |
| 05-14/M | --          | 814             | --             | 27             | --      | 196             | 10      | 1047  |
| 15-17/M | --          | 141             | --             | 5              | --      | 145             | 5       | 296   |
| 18-24/M | 937         | 102             | 20             | 2              | 3       | 170             | 15      | 1249  |
| 25-34/M | 1497        | 46              | 21             | 2              | 13      | 6               | 0       | 1585  |
| 35-44/M | 646         | 17              | 13             | 0              | 253     | 3               | 1       | 933   |
| 45-64/M | 47          | 7               | 11             | 0              | 1170    | 5               | 0       | 1240  |
| 65+ /M  | --          | 3               | --             | 0              | 569     | 1               | 0       | 573   |
| 00-04/F | --          | 528             | --             | 7              | --      | 22              | 1       | 558   |
| 05-14/F | --          | 807             | --             | 19             | --      | 178             | 6       | 1010  |
| 15-17/F | --          | 134             | --             | 5              | --      | 116             | 1       | 256   |
| 18-24/F | 208         | 477             | 2              | 3              | 1       | 160             | 7       | 863   |
| 25-34/F | 193         | 833             | 1              | 10             | 4       | 42              | 4       | 1087  |
| 35-44/F | 74          | 370             | 0              | 17             | 13      | 318             | 9       | 801   |
| 45-64/F | 0           | 49              | 0              | 4              | 16      | 1008            | 120     | 1197  |
| 65+ /F  | --          | 3               | --             | 0              | 6       | 334             | 179     | 522   |
| TOTAL   | 3602        | 4882            | 68             | 115            | 2048    | 2725            | 358     | 13798 |

POPULATION BY SPONSOR SERVICE BRANCH

| SPONSOR SERVICE | ACTIVE DUTY | DEPS OF ACT DTY | MED ELG NG/RES | DEPS OF NG/RES | RETIRED | DEPS OF RETIRED | SURVIVR | TOTAL |
|-----------------|-------------|-----------------|----------------|----------------|---------|-----------------|---------|-------|
| ARMY            | 12          | 201             | 68             | 101            | 435     | 442             | 112     | 1371  |
| NAVY            | 0           | 20              | 0              | 3              | 266     | 293             | 46      | 628   |
| AFLC/AT         | 0           | 17              | --             | --             | --      | --              | --      | 17    |
| USMC            | 0           | 17              | 0              | 0              | 74      | 106             | 16      | 217   |
| USAF            | 3590        | 4621            | 0              | 11             | 1256    | 1865            | 185     | 11528 |
| USCG            | 0           | 6               | 0              | 0              | 16      | 18              | 1       | 31    |
| OTHER           | 0           | 0               | 0              | 0              | 1       | 1               | 0       | 2     |
| TOTAL           | 3602        | 4882            | 68             | 115            | 2048    | 2725            | 358     | 13798 |

RAPS POPULATION PROJECTION REPORT

MAY 26, 1994

FY94 BASED UPON FY93 BASELINE

12:51:08

Y 6.01 03/30/94

RETAINED HISTORICAL CATCHMENT AREAS

BRAC 111.03 03/15/94

351st STRAT HOSP-WHITEMAN

POPULATION BY AGE/SEX

| AGE/SEX | ACTIVE DUTY | DEPS OF ACT DTY | MED ELG NG/RES | DEPS OF NG/RES | RETIRED | DEPS OF RETIRED | SURVIVR | TOTAL |
|---------|-------------|-----------------|----------------|----------------|---------|-----------------|---------|-------|
| 00-04/M | --          | 551             | --             | 9              | --      | 21              | 0       | 581   |
| 05-14/M | --          | 815             | --             | 27             | --      | 196             | 10      | 1048  |
| 15-17/M | --          | 141             | --             | 5              | --      | 144             | 5       | 295   |
| 18-24/M | 937         | 102             | 20             | 2              | 3       | 170             | 15      | 1249  |
| 25-34/M | 1497        | 46              | 21             | 2              | 13      | 6               | 0       | 1585  |
| 35-44/M | 647         | 17              | 13             | 0              | 233     | 3               | 1       | 934   |
| 45-64/M | 47          | 7               | 11             | 0              | 1163    | 5               | 0       | 1233  |
| 65+ /M  | --          | 3               | --             | 0              | 589     | 1               | 0       | 589   |
| 00-04/F | --          | 528             | --             | 7              | --      | 22              | 1       | 558   |
| 05-14/F | --          | 807             | --             | 19             | --      | 178             | 6       | 1010  |
| 15-17/F | --          | 134             | --             | 5              | --      | 116             | 1       | 256   |
| 18-24/F | 208         | 477             | 2              | 8              | 1       | 160             | 7       | 863   |
| 25-34/F | 193         | 839             | 1              | 10             | 4       | 42              | 4       | 1067  |
| 35-44/F | 74          | 370             | 0              | 17             | 13      | 317             | 9       | 800   |
| 45-64/F | 0           | 49              | 0              | 4              | 16      | 1009            | 119     | 1197  |
| 65+ /F  | --          | 3               | --             | 0              | 6       | 342             | 189     | 540   |
| TOTAL   | 3603        | 4883            | 68             | 115            | 2057    | 2732            | 367     | 13825 |

POPULATION BY SPONSOR SERVICE BRANCH

| SPONSOR SERVICE | ACTIVE DUTY | DEPS OF ACT DTY | MED ELG NG/RES | DEPS OF NG/RES | RETIRED | DEPS OF RETIRED | SURVIVR | TOTAL |
|-----------------|-------------|-----------------|----------------|----------------|---------|-----------------|---------|-------|
| ARMY            | 12          | 202             | 68             | 101            | 439     | 444             | 116     | 1392  |
| NAVY            | 0           | 20              | 0              | 3              | 268     | 294             | 48      | 633   |
| AFLOAT          | 0           | 7               | --             | --             | --      | --              | --      | 17    |
| USMC            | 0           | 17              | 0              | 0              | 74      | 106             | 14      | 211   |
| USAF            | 3591        | 4621            | 0              | 11             | 1259    | 1869            | 188     | 11539 |
| USCG            | 0           | 6               | 0              | 0              | 16      | 18              | 1       | 41    |
| OTHER           | 0           | 0               | 0              | 0              | 1       | 1               | 0       | 2     |
| TOTAL           | 3603        | 4883            | 68             | 115            | 2057    | 2732            | 367     | 13825 |

RAPS POPULATION PROJECTION REPORT

MAY 26, 1994

FY93 BASED UPON FY93 BASELINE

12:51:08

V 6.01 03/30/94

RETAINED HISTORICAL CATCHMENT AREAS

BRAC 111.03 03/15/94

351st STRAT HOSP-WHITEMAN

POPULATION BY AGE/SEX

| AGE/SEX | ACTIVE DUTY | DEPS OF ACT DTY | MED ELG HQ/RES | DEPS OF HQ/RES | RETIRED | DEPS OF RETIRED | SURVIVR | TOTAL |
|---------|-------------|-----------------|----------------|----------------|---------|-----------------|---------|-------|
| 00-04/M | --          | 551             | --             | 9              | --      | 21              | 0       | 581   |
| 05-14/M | --          | 815             | --             | 27             | --      | 196             | 10      | 1048  |
| 15-17/M | --          | 141             | --             | 5              | --      | 144             | 5       | 295   |
| 18-24/M | 937         | 102             | 20             | 2              | 3       | 169             | 15      | 1248  |
| 25-34/M | 1497        | 46              | 21             | 2              | 13      | 6               | 0       | 1585  |
| 35-44/M | 647         | 17              | 13             | 0              | 255     | 3               | 1       | 936   |
| 45-64/M | 47          | 7               | 11             | 0              | 1156    | 5               | 0       | 1226  |
| 65+ /M  | --          | 3               | --             | 0              | 601     | 1               | 0       | 605   |
| 00-04/F | --          | 528             | --             | 7              | --      | 22              | 1       | 558   |
| 05-14/F | --          | 807             | --             | 19             | --      | 178             | 6       | 1010  |
| 15-17/F | --          | 134             | --             | 5              | --      | 116             | 1       | 256   |
| 18-24/F | 208         | 477             | 2              | 8              | 1       | 160             | 7       | 863   |
| 25-34/F | 195         | 333             | 1              | 10             | 4       | 43              | 4       | 1088  |
| 35-44/F | 74          | 370             | 0              | 17             | 13      | 317             | 9       | 800   |
| 45-64/F | 0           | 49              | 0              | 4              | 16      | 1009            | 119     | 1197  |
| 65+ /F  | --          | 3               | --             | 0              | 7       | 349             | 198     | 557   |
| TOTAL   | 3603        | 4883            | 68             | 115            | 2069    | 2739            | 376     | 13853 |

POPULATION BY SPONSOR SERVICE BRANCH

| SPONSOR SERVICE | ACTIVE DUTY | DEPS OF ACT DTY | MED ELG HQ/RES | DEPS OF HQ/RES | RETIRED | DEPS OF RETIRED | SURVIVR | TOTAL |
|-----------------|-------------|-----------------|----------------|----------------|---------|-----------------|---------|-------|
| ARMY            | 12          | 202             | 68             | 101            | 443     | 447             | 119     | 1392  |
| NAVY            | 0           | 20              | 0              | 3              | 271     | 295             | 49      | 638   |
| AFLCMT          | 0           | 17              | --             | --             | --      | --              | --      | 17    |
| USMC            | 0           | 17              | 0              | 0              | 74      | 106             | 14      | 211   |
| USAF            | 3591        | 4621            | 0              | 11             | 1263    | 1872            | 193     | 11551 |
| USEG            | 0           | 6               | 0              | 0              | 17      | 18              | 1       | 42    |
| OTHER           | 0           | 0               | 0              | 0              | 1       | 1               | 0       | 2     |
| TOTAL           | 3603        | 4883            | 68             | 115            | 2069    | 2739            | 376     | 13853 |

**TALLATION WORKSHEET**  
**Whiteman AFB MO**

**PURPOSE:** To document the answer to BRAC 95 Joint Cross-Service Group Data Call question 1.A.1.d

**SOURCE:** Base Personnel Office

**METHOD:** Estimates Produced By Base Personnel Office

**CONCLUSION:**

**1.A.1.d**

We expect no additional military personnel changes throught the year 2001.

Preparer: I certify the above information is accurate and complete to the best of my knowledge.

Tork D. Hook Date 10 June 94  
Signature  
TORK D. HOOK, 1Lt, 509th Med Grp/SGAM  
DSN 975-2123

MAJCOM Reviewer: I certify the above information is accurate and complete to the best of my knowledge and belief.

Jerry P. Westwater Date 13 June 94  
Signature  
Jerry P. Westwater, Major, SGA 4, DSN: 574-7874  
Typed name, rank, office symbol, DSN number

|       | DIRECT | REIMBURSABLE<br>FY 94 | TOTAL |
|-------|--------|-----------------------|-------|
| 11856 | 769    | 0                     | 769   |
| 11876 | 100    | 0                     | 100   |
| 11878 | (100)  | 60                    | (40)  |
| 11896 | 785    | 0.2                   | 785   |

Preparer: I certify the above information is accurate and complete to the best of my knowledge and belief.

*Heather J. Mock* Date 22 Apr 94  
Signature

HEATHER J. MOCK, 1st Lt, USAF,  
55 WG/FMA, 271-2391  
Typed Name, Rank, Office Symbol, DSN

MAJCOM Reviewer: I certify the above information is accurate and complete to the best of my knowledge and belief.

*David R. Lobzi* Date 26 May 94  
Signature

*David R. Lobzi, Capt, ACC/FMAOM/574-4*  
Typed Name, Rank, Office Symbol, DSN

**INSTALLATION WORKSHEET**  
**Whiteman AFB MO**

**PURPOSE:** To document the answer to BRAC 95 Joint Cross-Service  
Group Data Call question 1.A.2

**SOURCE:** 1990 Census

**METHOD:** As identified in the Medical Service Data Call.

**CONCLUSION:**

**I.A.2**

Total Military and Civilian Population in 40 mile catchment area.

**171,227** (Taken from 1990 census.)

Preparer: I certify the above information is accurate and complete to the best of my knowledge.

Tork Hook Date 3 Jun 94  
Signature  
TORK D. HOOK, 1Lt, 509th Med Grp/SGAM  
DSN 975-2123

MAJCOM Reviewer: I certify the above information is accurate and complete to the best of my knowledge and belief.

Bradley Horvath Date 8 JUN 1994  
Signature  
Bradley Horvath, Capt, SG-AB, 574-7874 ext 2254  
Typed name, rank, office symbol, DSN number

**INSTALLATION WORKSHEET**  
**Whiteman AFB MO**

**PURPOSE:** To document the answer to BRAC 95 Joint Cross-Service Group Data Call question I.B.1.a.

**SOURCE:** 1993 AHA Hospital Guide Publication

**METHOD:** Researched Hospitals in 40 mile radius

**CONCLUSION:**

| I.B.1.a                          |                                    |                                      |               |            |      |               |       |   |                            |
|----------------------------------|------------------------------------|--------------------------------------|---------------|------------|------|---------------|-------|---|----------------------------|
| Hospital Name                    | City, County, State                | Ownership                            | Dist from MTF | Drive Time | Beds | Occ Rate      | JCAHO | Relationships   | Features                   |
| Bothwell Regional Health Center  | Sedalia<br>Pulaski<br>Missouri     | City                                 | 19 Miles      | 25 Min     | 174  | 54.00%        | Yes   | 3% Across the board discount except for MFRs which is a 10% discount.   | Designated E.R.            |
| Western Missouri Medical Center  | Warrensburg<br>Johnson<br>Missouri | County                               | 12 Miles      | 15 Min     | 62   | 48.10%        | Yes   | None  | Designated E.R.            |
| Golden Valley Medical Center     | Clinton<br>Henry<br>Missouri       | Governmental<br>Hospital<br>District | 26 Miles      | 43 Min     | 98   | 64.80%        | Yes   | None  | Designated E.R.            |
| Fitzgibbon Hospital              | Marshall<br>Saline<br>Missouri     | Other                                | 28 Miles      | 48 Min     | 41   | 42.80%        | No    | None  | Designated E.R.            |
| Lafayette Regional Health Center | Lexington<br>Lafayette<br>Missouri | Other                                | 26 Miles      | 47 Min     | 35   | 45.70%        | Yes   | None  | Designated E.R.            |
| Royal Oaks Psychiatric Hospital  | Windsor<br>Henry<br>Missouri       | N/A                                  | 16 Miles      | 22 Min     | 41   | Approx 40.00% | N/A   | Active Duty Psychiatric Inpatient: first 3 days free after 3 days charge is \$40/day inclusive of everything. | Inpatient Psychiatric Unit |

Preparer: I certify the above information is accurate and complete to the best of my knowledge.

Tork D Hook  
Signature

Date 10 June 94

TORK D HOOK, 509th Med Grp/SGAM

DSN 975-2123

Jerry P. Westwater Date: 13 June 94

Jerry P. Westwater, Major, SGAM, DSN: 574-2874

**INSTALLATION WORKSHEET**  
**Whiteman AFB MO**

**PURPOSE:** To document the answer to BRAC 95 Joint Cross-Service  
Group Data Call question 1.B.1.b

**SOURCE:** Mapping of Region, Historical Weather Patterns

**METHOD:** As identified in the Medical Service Data Call.

**CONCLUSION:****I.B.1.b**

Entire catchment area is rural in nature. No public transportation is available within the region. Due to unpredictability of winter weather in the midwest, weather conditions pose a threat to transportation from late November through mid March.

Preparer: I certify the above information is accurate and complete to the best of my knowledge.

Tork D Hook Date 10 Sep 94  
Signature  
TORK D HOOK, 509th Med Grp/SGAM  
DSN 975-2123

MAJCOM Reviewer: I certify the above information is accurate and complete to the best of my knowledge and belief.

Jerry P. Westwater Date 13 Jan 94  
Signature  
Jerry P. Westwater, Major, 564H DSN: 574-7874  
Typed name, rank, office symbol, DSN number



INSTALLATION WORKSHEET  
Whiteman AFB MO

PURPOSE: To document the answer to BRAC 95 Joint Cross-Service Group (Medical) Data Cell question 1.B.2.a.

SOURCE: 1993 American Medical Directory and Health Benefits Advisor Health Care Finders List

METHOD: Consulted with Health Benefits Advisor, searched the Medical Directory of the local area

CONCLUSION: See following list

Provider Type:

|                     |                       |    |
|---------------------|-----------------------|----|
| Primary Care        | Family & Gen Practice | 33 |
|                     | Internal Medicine     | 17 |
|                     | Pediatrics            | 3  |
|                     | OB & GYN              | 6  |
| Physician Extenders |                       | 12 |
| Specialty Care      |                       | 36 |

Preparer: I certify the above information is accurate and complete to the best of my knowledge and belief.

Bradley Herremans Date 11 JUN 199

Bradley Herremans, Capt, SCMH, 574-7874  
(Name, Rank, Off Sym, DSN #)

MAJCOM Reviewer: I certify the above information is accurate and complete to the best of my knowledge and belief.

Jerry P. Westwater Date 13 JUN 9  
Jerry P. Westwater, Major, SCMH, DSN: 574-78  
(Name, Rank, Off Sym, DSN #)

**INSTALLATION WORKSHEET  
Whiteman AFB MO**

**PURPOSE:** To document the answer to BRAC 95 Joint Cross-Service Group Data Call question I.B.2.a., I.B.2.b, and I.B.2.c.

**SOURCE:** 1993 American Medical Directory and Health Benefits Advisor Health Care Finders List.

**METHOD:** As identified in the Medical Service Data Call.

**CONCLUSION:**

**I.B.2.a** Civilian Providers of care within a 40 mile radius.

**Provider Type:**

**Primary Care**

|                           |    |
|---------------------------|----|
| Family & General Practice | 33 |
| Internal Medicine         | 17 |
| Pediatrics                | 3  |
| Obstetrics and Gyn        | 6  |

**Phys Extenders** \*12

**Specialty Care** 36

\*Estimate

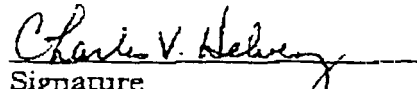
**I.B.2.b**

None of the four obstetricians in the immediate local area (Bothwell and Western Missouri Medical Centers) are willing to accept any additional OB caseload. OB services for our beneficiaries would be performed by Family Practice Physicians if OB services were not available at our MTF.

**I.B.2.c**

Pathologists and the only Dermatologist in the local area do not accept CHAMPUS assignment in the local area. As a general rule, other specialists in the local area accept CHAMPUS although there are individual exceptions. The pathology groups and the Dermatologists in the local area direct-bill the patient.

Preparer: I certify the above information is accurate and complete to the best of my knowledge.

  
Signature \_\_\_\_\_ Date 3 JUL 94  
CHARLES V. HELVEY, Lt Col, 509th Med Grp/SGA  
DSN 975-2109

MAJCOM Reviewer: I certify the above information is accurate and complete to the best of my knowledge and belief.

*Bradley Hemmings* Date 8 JUN 1994  
Signature  
*Bradley Hemmings, Capt. SEAN 574-7874 ext 2254*  
Typed name, rank, office symbol, DSN number

INSTALLATION WORKSHEET  
Whiteman AFB MO

PURPOSE: To document the answer to BRAC 95 Joint Cross-Service  
Group (Medical) Data Cell question 1.B.2.b.

SOURCE: Personal knowledge of the area, Health Benefits  
Advisor, Local Providers

METHOD: Consulted with Health Benefits Advisor, Reveiwed  
CHAMPUS filling patterns

CONCLUSION: None of the four obstetricians in the immediate local  
area (Bothwell and Western Missouri Medical Centers) are willing  
to accept any additional OB caseload. OB services for our  
beneficiaries would be performed by Family Practice Physicians if  
OB services were not available at our MTF.

Preparer: I certify the above information is accurate and complete  
to the best of my knowledge and belief.

Budley Hermons Date 11 JUN 1994  
Budley Hermons, Capt, SG-AH, 574-7874  
(Name, Rank, Off Sym, DSN #)

MAJCOM Reviewer: I certify the above information is accurate and  
complete to the best of my knowledge and belief.

Jerry P. Westwater Date 13 June 94  
Jerry P. Westwater, Major, SG-AH, DSN: 574-7874  
(Name, Rank, Off Sym, DSN #)

**INSTALLATION WORKSHEET  
Whiteman AFB MO**

**PURPOSE:** To document the answer to BRAC 95 Joint Cross-Service Group Data Call question I.B.2.a, I.B.2.b, and I.B.2.c.

**SOURCE:** 1993 American Medical Directory and Health Benefits Advisor Health Care Finders List.

**METHOD:** As identified in the Medical Service Data Call.

**CONCLUSION:**

**LB.2.a** Civilian Providers of care within a 40 mile radius.

**Provider Type:**

**Primary Care**

|                           |    |
|---------------------------|----|
| Family & General Practice | 33 |
| Internal Medicine         | 17 |
| Pediatrics                | 3  |
| Obstetrics and Gyn        | 6  |

**Phys Extenders** \*12

**Specialty Care** 36

\*Estimate

**LB.2.b**

None of the four obstetricians in the immediate local area (Bothwell and Western Missouri Medical Centers) are willing to accept any additional OB caseload. OB services for our beneficiaries would be performed by Family Practice Physicians if OB services were not available at our MTF.

**LB.2.c**

Pathologists and the only Dermatologist in the local area do not accept CHAMPUS assignment in the local area. As a general rule, other specialists in the local area accept CHAMPUS although their are individual exceptions. The pathology groups and the Dermatologists in the local area direct-bill the patient.

Preparer: I certify the above information is accurate and complete to the best of my knowledge.

*Charles V. Helvey* Date 3 July 94  
Signature

CHARLES V. HELVEY, Lt Col, 509th Med Grp/SGA  
DSN 975-2109

INSTALLATION WORKSHEET  
Whiteman AFB MO

PURPOSE: To document the answer to BRAC 95 Joint Cross-Service Group (Medical) Data Cell question 1.B.2.c.

SOURCE: Personal knowledge of the area, Health Benefits Advisor, Local Providers

METHOD: Consulted with Health Benefits Advisor, Reveiwed CHAMPUS filling patterns

CONCLUSION: Pathologists and the only Dermatologist in the local area do not accept CHAMPUS assignment in the local area. As a general rule, other specialists in the local area accept CHAMPUS although there are individual exceptions. The pathology groups and the Dermatologists in the local area direct-bill the patient.

Preparer: I certify the above information is accurate and complete to the best of my knowledge and belief.

Bradley Heremans Date 11 JUN 1994

Bradley Heremans, Capt, SGAH, 574-7874  
(Name, Rank, Off Sym, DSN #)

MAJCOM Reviewer: I certify the above information is accurate and complete to the best of my knowledge and belief.

Jerry P. Westwater Date 13 JUN 94  
Jerry P. Westwater, Major, SGAH, DSN: 574-7874  
(Name, Rank, Off Sym, DSN #)

**INSTALLATION WORKSHEET  
Whiteman AFB MO**

**PURPOSE:** To document the answer to BRAC 95 Joint Cross-Service Group Data Call question I.B.2.a., I.B.2.b, and I.B.2.c.

**SOURCE:** 1993 American Medical Directory and Health Benefits Advisor Health Care Finders List.

**METHOD:** As identified in the Medical Service Data Call.

**CONCLUSION:**

**I.B.2.a** Civilian Providers of care within a 40 mile radius.

**Provider Type:**

|                       |                                      |     |
|-----------------------|--------------------------------------|-----|
| <b>Primary Care</b>   |                                      |     |
|                       | <b>Family &amp; General Practice</b> | 33  |
|                       | <b>Internal Medicine</b>             | 17  |
|                       | <b>Pediatrics</b>                    | 3   |
|                       | <b>Obstetrics and Gyn</b>            | 6   |
| <b>Phys Extenders</b> |                                      | *12 |
| <b>Specialty Care</b> |                                      | 36  |

\*Estimate

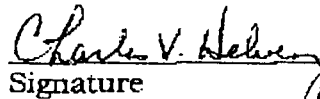
**I.B.2.b**

None of the four obstetricians in the immediate local area (Bothwell and Western Missouri Medical Centers) are willing to accept any additional OB caseload. OB services for our beneficiaries would be performed by Family Practice Physicians if OB services were not available at our MTF.

**I.B.2.c**

Pathologists and the only Dermatologist in the local area do not accept CHAMPUS assignment in the local area. As a general rule, other specialists in the local area accept CHAMPUS although there are individual exceptions. The pathology groups and the Dermatologists in the local area direct-bill the patient.

Preparer: I certify the above information is accurate and complete to the best of my knowledge.

  
 Signature \_\_\_\_\_ Date 3 JUN 94  
 CHARLES V. HELVEY, Lt Col, 509th Med Grp/SGA  
 DSN 975-2109

MAJCOM Reviewer: I certify the above information is accurate and complete to the best of my knowledge and belief.

Bradley Herremans

Date 8 JUN 1994

Signature

Bradley Herremans, Capt, SPA4 574-7874 ext 2254

Typed name, rank, office symbol, DSN number



**INSTALLATION WORKSHEET**  
Whiteman AFB MO

**PURPOSE:** To document the answer to BRAC 95 Joint Cross-Service Group Data Call question II.A.

**SOURCE:** As identified in the Worldwide Medical Service Report.

**METHOD:** Report data and measured square footage.

**CONCLUSION:**

Prepared by: Charles Littrell, Facility Manager Phone: (816)687-2123

DSN 975-2123

MAJCOM: ACC Base: Whiteman AFB Organization: 509th Med Grp

| Build. No. | Category Code | Category Description       | Gross Sq Ft | Yr Contracted | Cond. Code - Date |
|------------|---------------|----------------------------|-------------|---------------|-------------------|
| 2032       | 510001        | Composite Medical Facility | 100,078     | 1978          | B - Feb 94        |
| 2033       | 510713        | Material Services          | 400         | 1987          | A - Feb 94        |
| 2040       | 442257        | Hazardous Waste Storage    | 400         | 1993          | A - Feb 94        |
| 1435       | 510411        | AF Clinic                  | 1,728       | 1953          | B - Feb 94        |
| 1433       | 510915        | Patient Welfare            | 12,057      | 1953          | B - Feb 94        |
| 604        | 510175        | Ft Surg Clinic (BIO)       | 3,681       | 1956          | A - Feb 94        |
| 411        | 510176        | Military Pub Health        | 190         | 1980          | A - Feb 94        |
| 115        | 510713        | Material Services          | 8,400       | 1954          | B - Feb 94        |
| 115        | 442515        | Med Storage (WRM)          | 6,500       | 1954          | B - Feb 94        |

S-2  
A-3  
IAF-D

Preparer: I certify the above information is accurate and complete to the best of my knowledge.

*Tork D Hook* Date 10 June 94

Signature  
TORK D HOOK, 509th Med Grp/SGAM  
DSN 975-2123

MAJCOM Reviewer: I certify the above information is accurate and complete to the best of my knowledge and belief.

*Jerry P. Westwater* Date 14 June 94  
Signature  
Jerry P. Westwater, Major, SG4H, DSN: 574-7874  
Typed name, rank, office symbol, DSN number

**INSTALLATION WORKSHEET**  
**Whiteman AFB MO**

**PURPOSE:** To document the answer to BRAC 95 Joint Cross-Service Group Data Call question II-B.

**SOURCE:** Base Medical Facilities Listing - Assessment done by Facility Management staff.

**METHOD:** Square footage taken off Base Medical Facilities Listing - Assessment done subjectively by Facilities Staff.

**CONCLUSION:**

Prepared by: Charles Littrell, Facility Manager Phone: (816)687-2123

DSN 975-2123

MAJCOM: ACC Base: Whiteman AFB Organization: 509th Med Grp

Total Gross Square Feet of Base Medical Facilities: 133,434

JCAHO Life Safety Management Score: N/A Date of JCAHO Survey: N/A

**Overall Facility Condition Assessment**

| Function/System          | % Adequate | % Substandard | % Inadequate |
|--------------------------|------------|---------------|--------------|
| Parking                  | 65% ✓      | 20% ✓         | 15% ✓        |
| Administration           | 50% ✓      | 25% ✓         | 25% ✓        |
| Central Sterile Services | 80% ✓      | 20% ✓         | 0% ✓         |
| Dental                   | 100% ✓     | 0% ✓          | 0% ✓         |
| Emergency Services       | 75%        | 25%           | 0%           |
| Food Services            | 90%        | 10%           | 0%           |
| Laboratories             | 90%        | 10%           | 0%           |
| Logistics                | 10%        | 10%           | 80%          |
| Inpatient Nursing Units  | 80%        | 20%           | 0%           |
| Labor/Delivery/Nursery   | 100% ✓     | 0% ✓          | 0% ✓         |
| Outpatient Clinic        | 75% ✓      | 25% ✓         | 0% ✓         |
| Pharmacy                 | 60% ✓      | 40% ✓         | 0% ✓         |
| Radiology                | 40% ✓      | 20% ✓         | 40% ✓        |
| Surgical Suite           | 90% ✓      | 10% ✓         | 0% ✓         |
| Building Systems:        |            |               |              |
| Structural/Seismics      | 62% ✓      | 0% ?          | 38% ?        |
| HVAC                     | 50% ✓      | 25% ✓         | 25% ✓        |
| Plumbing                 | 38% ✓      | 25% ✓         | 37% ✓        |
| Electrical Services      | 50% ✓      | 25% ✓         | 25% ✓        |
| Electrical Distribution  | 50% ✓      | 25% ✓         | 25% ✓        |
| Emergency Power          | 13% ✓      | 62% ✓         | 25% ✓        |

Preparer: I certify the above information is accurate and complete to the best of my knowledge.

*T D Hook*

Date 10 June 94

Signature

TORK D HOOK, 1Lt, 509th Med Grp/SGAM  
DSN 975-2123

MAJCOM Reviewer: I certify the above information is accurate and complete to the best of my knowledge and belief.

*Jerry P. Westwater*

Date 14 June 94

Signature

*Jerry P. Westwater, Major, SGAA, DSN: 574-2874*

Typed name, rank, office symbol, DSN number

**INSTALLATION WORKSHEET**  
**Whiteman AFB MO**

**PURPOSE:** To document the answer to BRAC 95 Joint Cross-Service Group Data Call question III.A.

**SOURCE:** Base Map

**METHOD:** Calculated using map scales.

**CONCLUSION:**

**III.A.** Driving distance, in miles, that your facility is located from any military or civilian airfield which can accomidate a C-9 aircraft.

**Driving Distance - 0.5 Miles**

Preparer: I certify the above information is accurate and complete to the best of my knowledge.



Date 10 June 94

Signature

TORIK D HOOK, 1Lt, 509th Med Grp/SGAM

DSN 975-2123

MAJCOM Reviewer: I certify the above information is accurate and complete to the best of my knowledge and belief.



Date 13 Feb 94

Signature

Bradley Herremans, Capt. S6AH, 574-7878

Typed name, rank, office symbol, DSN number

**INSTALLATION WORKSHEET**  
Whiteman AFB MO

**PURPOSE:** To document the answer to BRAC 95 Joint Cross-Service Group Data Call question III.B.

**SOURCE:** Readiness Plans, DOC statement

**METHOD:** Transposed pertinent data

**CONCLUSION:**

**III.B. DOC statement taskings:** Air Transportable Hospital

|                            | <u>PERSONNEL</u>                 | <u>EQUIPMENT</u>                    |
|----------------------------|----------------------------------|-------------------------------------|
| Air Transportable Hospital | FFGK2<br>FFGK4<br>FFGK5<br>FFGK6 | FFGKA L-1<br>FFGKA L-2<br>FFGKA L-3 |
| Decontamination Team       | FFGLB                            | FFGLA                               |
| Patient Retrieval Team     | FFGLE                            |                                     |

Preparer: I certify the above information is accurate and complete to the best of my knowledge.

*Tork D Hook*  
Signature

Date 10 June 94

TORK D HOOK, 1Lt, 509th Med Grp/SGAM  
DSN 975-2123

MAJCOM Reviewer: I certify the above information is accurate and complete to the best of my knowledge and belief.

*Jerry P. Westwater*  
Signature

Date 14 June 94

Jerry P. Westwater, Major, SGAH DSN 574-7874  
Typed name, rank, office symbol, DSN number

**INSTALLATION WORKSHEET  
Whiteman AFB MO**

**PURPOSE:** To document the answer to BRAC 95 Joint Cross-Service Group Data Call question III.C.

**SOURCE:** 1994 Fixed Medical Treatment Facility Bed Listing

**METHOD:** Copied Data

**CONCLUSION:**

**III.C. Operating beds for Whiteman AFB Hospital.  
15 Beds**

Preparer: I certify the above information is accurate and complete to the best of my knowledge.

*T D Hook* Date 10 June 94  
 Signature  
 TORK D HOOK, 1Lt, 509th Med Grp/SGAM  
 DSN 975-2123

MAJCOM Reviewer: I certify the above information is accurate and complete to the best of my knowledge and belief.

*Jerry P. Westwater* Date 14 June 94  
 Signature  
 Jerry P. Westwater, Major, SG4H, DSN 574-7874  
 Typed name, rank, office symbol, DSN number

**INSTALLATION WORKSHEET  
Whiteman AFB MO**

**PURPOSE:** To document the answer to BRAC 95 Joint Cross-Service Group Data Call question III.D. 2~

**SOURCE:** Readiness Plans - DOC Statement

**METHOD:** Copied Data

**CONCLUSION:**

**III.D. Bed expansion capability for Whiteman AFB Hospital.  
29 Beds**

Preparer: I certify the above information is accurate and complete to the best of my knowledge.

Tork D Hook Date 10 June 94  
 Signature  
 TORK D HOOK, 1Lt, 509th Med Grp/SGAM  
 DSN 975-2123

MAJCOM Reviewer: I certify the above information is accurate and complete to the best of my knowledge and belief.

Budley Herremans Date 14 June 94  
 Signature  
Budley Herremans Capt, SAA, 574-7774  
 Typed name, rank, office symbol, DSN number

## AIR STAFF CORRECTION WORKSHEET

**PURPOSE:** To provide corrected answer to question 4 of the Medical Data Call, Whiteman AFB.

**SOURCE:** Air Staff calculation using methodology provided in Data Call.

**METHOD:** During the course of completing this Data Call, MAJCOMs and facilities asked for clarification on terminology and sources cited in the questionnaire. After reviewing the inputs, we determined that there was too much room for misinterpretation and errors. To ensure consistency in the data, the Air Staff calculated MTF cost for each facility using consistent sources and methodology. This Air Staff determined result will be used for the Joint Group process.

**CONCLUSION:** MTF cost for Whiteman AFB is \$4881.63.

**MAJCOM CONCURS:** Phyllis Morris, HQ ACC/SGAF.

**BASE CONCURS.**

I certify that the above information is accurate and complete to the best of my knowledge and belief.

**AIR STAFF REVIEWER:**

*Laura E. DuMez*

**DATE:** 27 Jun 94

Laura E. DuMez, CMSgt, USAF  
Medical Manpower Division  
Dir of Medical Programs and Resources  
Office of the AF Surgeon General



**INSTALLATION WORKSHEET  
Whiteman AFB MO**

**PURPOSE:** To document the answer to BRAC 95 Joint Cross-Service Group Data Call question 1V.

**SOURCE:** As identified in the Medical Service Data Call (MEPRS data, RCMAS data)

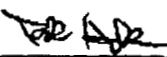
**METHOD:** As identified in the Medical Service Data Call.

**CONCLUSION:**

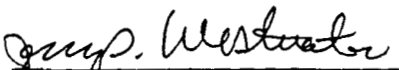
COMPUTATION WORKSHEET

|                             |               |                    |               |  |             |
|-----------------------------|---------------|--------------------|---------------|--|-------------|
| TOTAL MEPRS A EXPENSE       |               |                    |               |  | \$3,991,208 |
| PERCENT SELECTED E          | 0.47%         |                    |               |  |             |
| TOTAL E IN A                | \$1,364,205   |                    |               |  |             |
| E EXPENSES TO REMOVE FROM A | \$6,412       |                    |               |  | (\$6,412)   |
| OTHER F's                   | \$90,296      |                    |               |  |             |
| TOTAL E IN OTHER F's        | \$5,587       |                    |               |  |             |
| E TO REMOVE FROM OTHER F's  | \$26          |                    |               |  |             |
| OTHER F's LESS E            | \$90,270      |                    |               |  |             |
| INW                         | 1,215.44      |                    |               |  |             |
| AWU                         | 2,608.83      |                    |               |  |             |
| PERCENT INPATIENT           | 31.78%        |                    |               |  |             |
| FINAL OTHER F               | \$28,690      |                    |               |  |             |
| FINAL F                     |               |                    |               |  | \$28,690    |
| TOTAL CAT II EXPENSES       |               |                    |               |  | \$4,013,486 |
| ADJUSTED TO BIOMETRICS      | MDISP<br>1878 | S/MDISP<br>\$2,137 | BDISP<br>1884 |  | \$4,026,309 |
| TOT REL WEIGHT PROCEDURE's  | 1,131.51      |                    |               |  |             |
| COST PER RWP                | \$3,558       |                    |               |  |             |
| CAT II RWPS                 | 321.70        |                    |               |  |             |
| COST OF CAT II RWPS         |               |                    |               |  | \$1,144,721 |
| TOTAL CAT III INPATIENT EXP |               |                    |               |  | \$2,881,587 |
| CAT III RWPS                | 809.81        |                    |               |  |             |
| COST PER CAT III RWP        |               |                    |               |  | \$3,558     |
| CAT III OP BED DAYS         | 2,738.00      |                    |               |  |             |
| DAYS PER RWP                | 3.38          |                    |               |  |             |
| DMDC ADD ON PER RWP         | \$268.34      |                    |               |  |             |
| TOTAL COST TO DISTRIBUTE    |               |                    |               |  | \$3,819     |

|                               |         |         |
|-------------------------------|---------|---------|
| CIV PAY(15%)                  | \$573   |         |
| MIL PAY(56%)                  | \$2,138 |         |
| OTHER(29%)                    | \$1,407 |         |
| CIV PAY (2 YEAR RAISES)       | \$612   |         |
| MIL PAY (2 YEAR RAISES)       | \$2,254 |         |
| CIV PAY(UNFUNDED RQTS)        | \$702   |         |
| CIVPAY (INCLUD ASSET USE CHG) | \$730   |         |
| MILPAY (INCLUD ASSET USE CHG) | \$2,344 |         |
| OTHER (INCLUD ASSET USE CHG)  | \$1,152 |         |
| OTHER(INF DEFLATOR)           | \$1,247 |         |
| COST PER CAT III RWP          |         | \$4,321 |

  
 \_\_\_\_\_ Date 10 June 94  
 Signature  
 TORK D HOOK, 1Lt, 509th Med Grp/SGAM  
 DSN 975-2123

MAJCOM Reviewer: I certify the above information is accurate and complete to the best of my knowledge and belief.

  
 \_\_\_\_\_ Date 14 June 94  
 Signature  
 Jerry P. Westwater, Major, SGAH, DSN: 574-7874  
 Typed name, rank, office symbol, DSN number

Total RWP

|     |         |      |  |    |          |
|-----|---------|------|--|----|----------|
| RET | RETIRED | 12   |  | 2  | 5.0903   |
| RET | RETIRED | 13   |  | 2  | 3.6757   |
| RET | RETIRED | 14   |  | 1  | 1.0126   |
| RET | RETIRED | 15   |  | 2  | 2.7577   |
| RET | RETIRED | 16   |  | 2  | 2.6106   |
| RET | RETIRED | 18   |  | 1  | 2.4704   |
| RET | RETIRED | 2    |  | 23 | 18.55    |
| RET | RETIRED | 22   |  | 2  | 4.3752   |
| RET | RETIRED | 24   |  | 1  | 1.4774   |
| RET | RETIRED | 3    |  | 21 | 17.5927  |
| RET | RETIRED | 35   |  | 1  | 1.3954   |
| RET | RETIRED | 38   |  | 1  | 1.7079   |
| RET | RETIRED | 4    |  | 11 | 9.158    |
| RET | RETIRED | 5    |  | 11 | 9.7724   |
| RET | RETIRED | 6    |  | 8  | 7.138    |
| RET | RETIRED | 7    |  | 5  | 5.854    |
| RET | RETIRED | 8    |  | 5  | 6.3662   |
| RET | RETIRED | 9    |  | 5  | 6.9037   |
|     |         |      |  |    |          |
|     |         | 1271 |  |    | 1744.814 |

**INSTALLATION WORKSHEET  
Whiteman AFB MO**

**PURPOSE:** To document the answer to BRAC 95 Joint Cross-Service Group Data Call question V A.

**SOURCE:** Local area surveys, Health Benefits Advisors Health Care Finders

**METHOD:** As identified in the Medical Service Data Call.

**CONCLUSION:**

**Local Assessment**

A. Assuming current DOD population levels, the local community does not have the excess capacity to support our OB/GYN services. There is only 4 Obstetricians practicing within 30 miles of our facility and none are capable of any additional cases. This would leave OB services to Family Physicians in the local area which would reduce the quality of care our patients expect and deserve. Other inpatient services however would be able to be absorbed in the local community ( mainly the two hospitals, Bothwell and Western Missouri, which are 19 and 12 miles respectively from Whiteman AFB).

*T D Hook*

Date 10 June 94

Signature

TORK D HOOK, 1Lt, 509th Med Grp/SGAM  
DSN 975-2123

MAJCOM Reviewer: I certify the above information is accurate and complete to the best of my knowledge and belief.

*Jerry P. Westwater*

Date 14 June 94

Signature

*Jerry P. Westwater Major, SGAF, DSN: 574-7874*  
Typed name, rank, office symbol, DSN number

**INSTALLATION WORKSHEET  
Whiteman AFB MO**

**PURPOSE:** To document the answer to BRAC 95 Joint Cross-Service Group Data Call question V B.

**SOURCE:** Local area surveys, Health Benefits Advisors Health Care Finders

**METHOD:** As identified in the Medical Service Data Call.

**CONCLUSION:**

**Local Assessment**

B. Assuming no Active Duty population and an MTF closure, the local beneficiary population (Retiree) would be able to be absorbed by the catchment area health care facilities.

*Tork D Hook* Date 10 June 94  
Signature  
TORK D HOOK, 1Lt, 509th Med Grp/SGAM  
DSN 975-2123

MAJCOM Reviewer: I certify the above information is accurate and complete to the best of my knowledge and belief.

*Bradley Hermon* Date 14 June 94  
Signature  
*Bradley Hermon, Capt, SGAM, 574-7876*  
Typed name, rank, office symbol, DSN number