



THE ARMY BASING STUDY

BRAC 95 ALTERNATIVE DOCUMENTATION SET

ALTERNATIVE NO.
MT4-2-3

STATUS OF ANALYSIS:	RED	<input type="checkbox"/>	DATE
	AMBER	<input type="checkbox"/>	_____
	GREEN	<input checked="" type="checkbox"/>	30Jan95

DESCRIPTION

Realign Ft Greely:

- (1) Relocate Cold regions Test Activity (CRTA) and Northern Warfare Training Center (NWTC) to Ft Wainwright.**
- (2) "Safari" to Ft Wainwright as missions dictate.**
- (3) No Reserve Component (RC) requirements for enclave.**
- (4) Garrison at Ft Greely will inactivate, but a small garrison activity will remain (73-man).**

ANALYST: MAJ SHUMATE, MANEUVER INSTALLATIONS ANALYST



THE ARMY BASING STUDY

**BRAC 95
ALTERNATIVE
DOCUMENTATION
SET**

**ALTERNATIVE NO.
MT4-2-3**

SECTION I

SCENARIO DEVELOPMENT

a. OPTION NUMBER: MT 4-2-3		b. CANDIDATE INSTALLATION: Ft Greely		c. DATE: 21 Feb 95	
d. INSTALLATION CATEGORY: Major Training Installations					
e. SCENARIO DESCRIPTION / SUMMARY:					
<p>Realign Ft Greely:</p> <p>(1) Relocate Cold Regions Test Activity (CRTA) and Northern Warfare Training Center (NWTC) to Ft Wainwright.</p> <p>(2) "Safari" from Ft Wainwright as missions dictate.</p> <p>(3) No RC requirements for enclave.</p> <p>(4) Garrison at Greely will inactivate, but a small garrison activity will remain (73-man).</p>					
f. INSTALLATIONS IN SCENARIO:					
INSTALLATION NAME		STRATEGY (CLOSE/GAIN/LOSE/DEACTIVATE)		COMPLETION YEAR	
Ft Greely		Close		1998	
Ft Wainwright		Gain		1998	
g. MAJOR ACTIVITIES AND/OR ORGANIZATIONS AFFECTED (OR POTENTIALLY AFFECTED):					
UIC/SRC	DESCRIPTION:	PERSONNEL STRENGTH: OFF/WOF/ENL/CIV/ NAF/OTHER		STRATEGY: DESTINATION/YEAR	
	WGEH33	0/0/6/0/0/0		Ft Wainwright -- 1998	
	W041-A	15/1/62/28/0/0		"	
	W45JAA	2/0/30/5/0/0		"	
	W49231	1/0/32/0/0/0		"	
	W4UJ33	2/2/19/0/0/0		"	
	I699/Y	2/0/33/0/0/0		"	
	I4UJ01	0/0/0/1/0/0		"	
	DCNW08	0/0/0/22/0/0		"	

h. REMARKS

RESERVE COMPONENT IMPACT:

- (1) *RC units located on the installation:* There are no RC units (full time) located on the installation.
- (2) *RC units receiving support from the installation:* Only one NG unit (Det 1, Co B, 6th IN Bn, 297th IN) trains regularly on Ft Greely. The USAR units that train on Ft Greely vary from year to year based on the CS/CSS missions and support to other services.
- (3) *Requirement for an RC enclave:* There is no requirement for an RC enclave. Neither the USAR nor the Alaskan Guard has expressed any interest in maintaining an enclave. There is, however, a need to maintain an enclave for the return of the NWTC and CRTA as their missions dictate. Requirements are as follows:

<u>CRTA</u>		<u>NWTC</u>	
Main Post	108,000 SF	Main Post	74,688 SF
Allen Air Field	30,000 SF	Black Rapids	39,058 SF
Beals Range	5,400 SF		

- (4) *Costs associated with an RC enclave:* The enclave will have an approximate annual cost of \$1.7 M in BASOPS and \$.79 M in RPMA.



THE ARMY BASING STUDY

**BRAC 95
ALTERNATIVE
DOCUMENTATION
SET**

**ALTERNATIVE NO.
MT4-2-3**

SECTION II

PERSONNEL & ORGANIZATION

DATA

09/19/94
HQRPLANS

ASIP TROOP LIST ORDERED BY MAJOR UNIT
Fort Greeley -- 02341
MAJOR UNIT H -- SIGNAL BDE
FY 1996

Database
Ver 4.20

MC	UIC	SRC	CA RS	UNUM	BR	DESCRIPTION	OFF	WOF	ENL	TOTAL MIL	US CIV	OTHER CIV	TOTAL CIV	TOTAL POP
CZ	WJEKAA	11500L000	00	0507	SC	CO DCS OPERATI	1	0	17	18	0	0	0	18
CZ	WJEK99		00	0507		AUGSC CO HQ	0	0	0	0	5	0	5	5
							1	0	17	18	5	0	5	23

09/19/94
HQRPLANS

ASIP TROOP LIST ORDERED BY MAJOR UNIT
Fort Greeley -- 02341
MAJOR UNIT Y -- TENANTS
FY 1996

Database
Ver 4.20

MC	UIC	SRC	CA RS	UNUM	BR	DESCRIPTION	OFF	WOF	ENL	TOTAL MIL	US CIV	OTHER CIV	TOTAL CIV	TOTAL POP
UG	14UJ01					DEPT OF TRANS	0	0	0	0	1	0	1	1
TC	I699/Y					N. WARFARE TC-	2	0	33	35	0	0	0	35
X1	W041-A			W041		CTRUSA COLD RG	15	1	62	78	28	0	28	106
XX	WGEH33		00	0095	OD	CO MAINT TMDE	0	0	6	6	0	0	0	6
FC	W45JAA			W45J		CTRNORTHERN WA	4	0	59	63	10	0	10	73
P1	W49231			W492		BN USA ARTIC L	1	0	32	33	0	0	0	33
SB	W4JT27			W4JT		AF PACIFIC BRO	0	0	5	5	0	0	0	5
							22	1	197	220	39	0	39	259

09/19/94
HQRPLANS

ASIP TROOP LIST ORDERED BY MAJOR UNIT
Fort Greeley -- 02341
MAJOR UNIT Z -- GARRISON
FY 1996

Database
Ver 4.20

MC	UIC	SRC	CA RS	UNUM	BR	DESCRIPTION	OFF	WOF	ENL	TOTAL MIL	US CIV	OTHER CIV	TOTAL CIV	TOTAL POP
P1	W4UJ31			W4UJ		GARUSA ALASKA	9	0	141	150	165	0	165	315
CM	@4UJ01					CONTRACT SUPPO	0	0	0	0	0	50	50	50
P1	W4UJ33			W4UJ		GARUSA ALASKA	2	2	19	23	0	0	0	23
HS	W0EE12			W0EE		ACTUSA MED DEP	1	0	2	3	0	0	0	3
AX	067610					AAFES	0	0	0	0	0	45	45	45
DF	DCNW08					DEFENSE COMSY	0	0	0	0	22	9	31	31
HS	W0EE09			W0EE		ACTUSA MED DEP	5	1	30	36	5	0	5	41
HS	W0EE11			W0EE		ACTUSA MED DEP	2	0	6	8	1	0	1	9
							19	3	198	220	193	104	297	517

09/19/94
HQRPLANS

ASIP TROOP LIST ORDERED BY MAJOR UNIT
Fort Greeley -- 02341
MAJOR UNIT H -- SIGNAL BDE
FY 2000

Database
Ver 4.20

MC	UIC	SRC	CA RS	UNUM	BR	DESCRIPTION	OFF	WOF	ENL	TOTAL MIL	US CIV	OTHER CIV	TOTAL CIV	TOTAL POP
CZ	WJEKAA	11500L000	00	0507	SC	CO DCS OPERATI	1	0	17	18	0	0	0	18
CZ	WJEK99		00	0507		AUGSC CO HQ	0	0	0	0	5	0	5	5
							1	0	17	18	5	0	5	23

09/19/94
HQRPLANS

ASIP TROOP LIST ORDERED BY MAJOR UNIT
Fort Greely -- 02341
MAJOR UNIT Y -- TENANTS
FY 2000

Database
Ver 4.20

MC	UIC	SRC	CA RS	UNUM	BR	DESCRIPTION	OFF	WOF	ENL	TOTAL MIL	US CIV	OTHER CIV	TOTAL CIV	TOTAL POP
UG	14UJ01					DEPT OF TRANS	0	0	0	0	1	0	1	1
XX	WGEH33		00	0095	OD	CO MAINT TMDE	0	0	6	6	0	0	0	6
FC	W45JAA			W45J		CTRNORTHERN WA	4	0	59	63	10	0	10	73
P1	W49231			W492		BN USA ARTIC L	1	0	32	33	0	0	0	33
SB	W4JT27			W4JT		AF PACIFIC BRO	0	0	5	5	0	0	0	5
X1	W041-A			W041		CTRUSA COLD RG	15	1	62	78	28	0	28	106
TC	I699/Y					N. WARFARE TC-	1	0	32	33	0	0	0	33
							21	1	196	218	39	0	39	257

09/19/94
HQRPLANS

ASIP TROOP LIST ORDERED BY MAJOR UNIT
Fort Greely -- 02341
MAJOR UNIT Z -- GARRISON
FY 2000

Database
Ver 4.20

MC	UIC	SRC	CA RS	UNUM	BR	DESCRIPTION	OFF	WOF	ENL	TOTAL MIL	US CIV	OTHER CIV	TOTAL CIV	TOTAL POP
P1	W4UJ31			W4UJ		GARUSA ALASKA	9	0	141	150	165	0	165	315
P1	W4UJ33			W4UJ		GARUSA ALASKA	2	2	19	23	0	0	0	23
HS	W0EE12			W0EE		ACTUSA MED DEP	1	0	2	3	0	0	0	3
HS	W0EE11			W0EE		ACTUSA MED DEP	2	0	6	8	1	0	1	9
HS	W0EE09			W0EE		ACTUSA MED DEP	5	1	30	36	5	0	5	41
DF	DCM08					DEFENSE COMSY	0	0	0	0	22	9	31	31
CM	@4UJ01					CONTRACT SUPPO	0	0	0	0	0	50	50	50
AX	067610					AAFES	0	0	0	0	0	45	45	45
							19	3	198	220	193	104	297	517

09/19/94
HQRPLANS

ASIP TROOP LIST ORDERED BY MAJOR UNIT
Fort Chaffee -- 05025
MAJOR UNIT Y -- TENANTS
FY 1996

Database
Ver 4.20

MC	UIC	SRC	CA RS	UNUM	BR	DESCRIPTION	OFF	WOF	ENL	TOTAL MIL	US CIV	OTHER CIV	TOTAL CIV	TOTAL POP
XX	W43T61			W43T		ACTV LOG SUP L	0	0	0	0	1	0	1	1
X6	W0H966			W0H9		USA MISSILE CM	0	0	0	0	1	0	1	1
UG	!0VB04					DOE NEW MEXICO	0	0	0	0	1	0	1	1
DF	!0VB06					OMA2A SPT	0	0	0	0	2	0	2	2
SL	*0VB01					WEST ARKANSAS	0	0	0	0	0	0	0	0
CM	@0VB02					CONTRACT SUPPO	0	0	0	0	0	2	2	2
CM	@0VB01					WEBSTER UNIV C	0	0	0	0	0	1	1	1
CM	@0VB03					PI/MCC JOINT V	0	0	0	0	0	20	20	20
AF	FFB602					DET 1 188 FTR	1	0	7	8	0	0	0	8
FC	W3EU15			W3EU		FTSFTS 122ARCO	0	0	1	1	34	0	34	35
FC	W3EU50			W3EU		FTSFTS 122ARCO	0	0	27	27	0	0	0	27
AR	I0005Y					W7HXAA-5TH ARM	0	0	182	182	0	0	0	182
FC	W3EU38			W3EU		FTSFTS 122ARCO	0	0	0	0	3	0	3	3
DF	!0VB01					DEF REUTIL & M	0	0	0	0	4	0	4	4
DF	!0VB07					OMS1 SPT 1/142	0	0	0	0	2	0	2	2
DF	!0VB05					OMS2A SPT	0	0	0	0	10	0	10	10
UG	!0VB02					WILDLIFE MGT	0	0	0	0	1	0	1	1
							1	0	217	218	59	23	82	300

FOR OFFICIAL USE ONLY

SAMAS as of 16 MAY 94

ACTIVE ARMY
ASIP STATION REPORT : USARPAC

Army Base = FORT GREELY
Stn Code = 02347
Station = FT GREELY, AK (FORT GREELY)

UIC	Rgt/Unbr Br	Parent Unit	SRC	ACTCO	FY	FY	FY	FY	FY	FY	FY
Asgt TPSN	Derivative Unit		Source	EDATE	1994	1995	1996	1997	1998	1999	2000
DODAAC	Compo		MDEP	CCNUM							

TYPE UNIT: TOE UNITS

WBY4AA	00 0526 MP	DETCMD/CONTROL	19500H2AC100	J	OFF:	0						
P1 33630			SMS	19931115	WOF:	0						
WC1JWB	1		W7AK		ENL:	0						
WGEN33	00 0095 OD	CO MAINT TMDE			OFF:	0	0	0	0	0	0	0
XX 33907	0095 CS CO	ATST FT GREELY	TAD		WOF:	0	0	0	0	0	0	0
	1		WAMC	X10502	ENL:	6	6	6	6	6	6	6
WJEKAA	00 0507 SC	CD DCS OPERATIONS	11500L000200	U	OFF:	1	1	1	1	1	1	1
CZ 35157			SMR	19941016	WOF:	0	0	0	0	0	0	0
WC1QL2	1		MXWE	CZ0195	ENL:	17	17	17	17	17	17	17
TOTAL OFF:						1	1	1	1	1	1	1
TOTAL WOF:						0	0	0	0	0	0	0
TOTAL ENL:						23	23	23	23	23	23	23

TOE UNITS

TYPE UNIT: TDA AUG TO TOE UNIT

WJEK99	00 0507	AUGSC CO HQ		X	OFF:	0	0	0	0	0	0	0
CZ 35157			SMR	19941001	WOF:	0	0	0	0	0	0	0
W81XGY	1		MXWE	CZ0195	ENL:	0	0	0	0	0	0	0
					USC:	5	5	5	5	5	5	5
TOTAL OFF:						0	0	0	0	0	0	0
TOTAL WOF:						0	0	0	0	0	0	0
TOTAL ENL:						0	0	0	0	0	0	0
TOTAL USC:						5	5	5	5	5	5	5

TDA AUG TO TOE UNIT

TYPE UNIT: TDA UNITS

W041-A	W041	CTRUSA COLD RGN TEST		R	OFF:	16	15	15	15	15	15	15
X1 56151			SMSTAD	19941101	WOF:	1	1	1	1	1	1	1
WC1RRU	1		RL02		ENL:	65	62	62	62	62	62	62
					USC:	37	28	28	28	28	28	28
W0EE09	W0EE	ACTUSA MED DEPT			OFF:	5	5	5	5	5	5	5
HS 46501	W0EE USA	HLTH CLN FT GREELY	TAD		WOF:	0	1	1	1	1	1	1
	1		VSPC	HS0295	ENL:	24	30	30	30	30	30	30
					USC:	1	5	5	5	5	5	5
W0EE11	W0EE	ACTUSA MED DEPT			OFF:	2	2	2	2	2	2	2
HS 46501	W0EE USA	DENTAL CLN FT GREELY	TAD		WOF:	0	0	0	0	0	0	0
	1		VSPC	HS0295	ENL:	5	6	6	6	6	6	6
					USC:	1	1	1	1	1	1	1
W0EE12	W0EE	ACTUSA MED DEPT			OFF:	0	1	1	1	1	1	1
HS 46501	W0EE VET	BR FT GREELY	TAD		WOF:	0	0	0	0	0	0	0
	1		VSPC	HS0295	ENL:	2	2	2	2	2	2	2
W45JAA	W45J	CTRNORTHERN WARFARE		G	OFF:	4	4	4	4	4	4	4
FC 46551			SMR	19941116	WOF:	0	0	0	0	0	0	0
WC1LHM	1		W5HQ		ENL:	57	59	59	59	59	59	59
					USC:	10	10	10	10	10	10	10
W49231	W492	BN USA ARTIC LEC		A	OFF:	1	1	1	1	1	1	1
P1 33575	W492	USA ARTIC LEC	TAD	19931116	WOF:	0	0	0	0	0	0	0
	1		QPMA	P10295	ENL:	32	32	32	32	32	32	32

FOR OFFICIAL USE ONLY

SAMAS as of 16 MAY 94

ACTIVE ARMY ASIP STATION REPORT : USARPAC

Army Base = **FORT GREELY**
 Stn Code = **02347**
 Station = **FT GREELY, AK (FORT GREELY)**

UIC	Rgt/Unbr	Br	Parent Unit	SRC	ACTCO	FY	FY	FY	FY	FY	FY	FY
Asgt TPSN	Derivative Unit		Source	EDATE		1994	1995	1996	1997	1998	1999	2000
DODAAC	Compo		MDEP	CCNUM								
W4JT27	W4JT		AF PACIFIC BROADCASTG		OFF:	0	0	0	0	0	0	0
SB 56331	W4JT		ARMY BROADCASTING SERV DE	TAD	WOF:	0	0	0	0	0	0	0
		1		VABS	ENL:	5	5	5	5	5	5	5
				SBO295								
W4UJ31	W4UJ		GARUSA ALASKA		OFF:	7	9	9	9	9	9	9
P1 46551	W4UJ		USAG FGA HQ CO	TAD	WOF:	0	0	0	0	0	0	0
WC1SH6		1		XTEQ	ENL:	87	141	141	141	141	141	141
				P10295	USC:	80	165	165	165	165	165	165
W4UJ33	W4UJ		GARUSA ALASKA		OFF:	2	2	2	2	2	2	2
P1 46551	W4UJ		USAG FGA AVN DET	TAD	WOF:	2	2	2	2	2	2	2
		1		XTEQ	ENL:	19	19	19	19	19	19	19
				P10295								
TOTAL OFF:						37	39	39	39	39	39	39
TOTAL WOF:						3	4	4	4	4	4	4
TOTAL ENL:						296	356	356	356	356	356	356
TOTAL USC:						129	209	209	209	209	209	209

TDA UNITS

TYPE UNIT: TDY STUDENTS

1699/Y			N. WARFARE TC-FT GREE		OFF:	5	13	2	1	1	1	1
TC			TDY STUDENTS-BILLET LOAD	ATR	WOF:	0	0	0	0	0	0	0
		1		2000	ENL:	36	38	33	32	32	32	32
TOTAL OFF:						5	13	2	1	1	1	1
TOTAL WOF:						0	0	0	0	0	0	0
TOTAL ENL:						36	38	33	32	32	32	32

TDY STUDENTS

TYPE UNIT: OTHER TENANTS

14UJ01			DEPT OF TRANS		OFF:	0	0	0	0	0	0	0
UG	FAA			DAI	WOF:	0	0	0	0	0	0	0
					ENL:	0	0	0	0	0	0	0
					USC:	1	1	1	1	1	1	1
067610			AAFES		OFF:	0	0	0	0	0	0	0
AX	POST EXCHANGE			DAI	WOF:	0	0	0	0	0	0	0
					ENL:	0	0	0	0	0	0	0
					USC:	0	0	0	0	0	0	0
					OTH:	45	45	45	45	45	45	45
067615			AAFES		OFF:	0	0	0	0	0	0	0
AX	GREELY AMCSS			DAI	WOF:	0	0	0	0	0	0	0
					ENL:	0	0	0	0	0	0	0
24UJ01			CONTRACT SUPPORT		OFF:	0	0	0	0	0	0	0
CM				DAI	WOF:	0	0	0	0	0	0	0
					ENL:	0	0	0	0	0	0	0
					USC:	0	0	0	0	0	0	0
					OTH:	50	50	50	50	50	50	50
DCNW08			DEFENSE COMSY AGENCY		OFF:	0	0	0	0	0	0	0
DF	FORT GREELY COMSY			DAI	WOF:	0	0	0	0	0	0	0
					ENL:	0	0	0	0	0	0	0
					USC:	22	22	22	22	22	22	22
					OTH:	9	9	9	9	9	9	9

FOR OFFICIAL USE ONLY

SAMAS as of 16 MAY 94

**ACTIVE ARMY
ASIP STATION REPORT : USARPAC**

Army Base = **FORT GREELY**
 Stn Code = **02347**
 Station = **FT GREELY, AK (FORT GREELY)**

UIC	Rgt/Unbr Br	Parent Unit	SRC	ACTCO								
Asgt TPSN	Derivative Unit		Source	EDATE	FY	FY	FY	FY	FY	FY	FY	FY
DODAAC	Compo		MDEP	CCNUM	1994	1995	1996	1997	1998	1999	2000	
OTHER TENANTS					TOTAL OFF:	0	0	0	0	0	0	0
					TOTAL WOF:	0	0	0	0	0	0	0
					TOTAL ENL:	0	0	0	0	0	0	0
					TOTAL USC:	23	23	23	23	23	23	23
					TOTAL OTH:	104	104	104	104	104	104	104
INSTALLATION TOTALS					TOTAL OFF:	43	53	42	41	41	41	41
					TOTAL WOF:	3	4	4	4	4	4	4
					TOTAL ENL:	355	417	412	411	411	411	411
					TOTAL MIL:	401	474	458	456	456	456	456
					TOTAL USC:	157	237	237	237	237	237	237
					TOTAL OTH:	104	104	104	104	104	104	104
					TOTAL CIV:	261	341	341	341	341	341	341
					TOTAL POP:	662	815	799	797	797	797	797

Supported Population (All Services)

Active:	15
Dependents of Active:	0
Reserve Component:	0
Dependents of Reserve Component:	0
Retiree:	0
Dependents of Retiree + Survivors:	0

	15

Source: FY 1993 DEERS data from the Defense Medical Information System (DMIS)

AF F46V	0003	AIR FORCE	2	0	13	15	0	0	0	15
DF 14UJ02		DEF PDHA	0	0	0	0	1	0	1	1
AS WC189A	00 0524	AUGMI BN COLL	0	1	1	2	0	0	0	2
P1 WB77AA	00 0176 OD	DETEOD TEAM	1	0	16	17	0	0	0	17
AR WB2C1A		4960 USARF SCH	3	0	8	11	0	0	0	11
XB W4GV68	W4GV	USA COMM ELEC	0	0	0	0	2	0	2	2
XB W0Y64K	W0Y6	HQ ATCOM	0	0	0	0	5	0	5	5
CE W07100	W071	DIV ENG NO PAC	4	0	0	4	45	0	45	49
			37	8	279	324	88	0	88	412

09/19/94
HQRPLANS

ASIP TROOP LIST ORDERED BY MAJOR UNIT
Fort Richardson -- 02781
MAJOR UNIT Z -- GARRISON
FY 2000

Database
Ver 4.20

MC	UIC	SRC	CA	RS	UNUM	BR	DESCRIPTION	OFF	WOF	ENL	TOTAL MIL	US CIV	OTHER CIV	TOTAL CIV	TOTAL POP
P1	W4UJ-A		W4UJ				GARUSA ALASKA	21	10	288	319	1055	0	1055	1374
P1	W4UJ=A		W4UJ				GARUSA ALASKA	1	0	1	2	0	0	0	2
CM	@4UJ02						CONTRACT SUPPO	0	0	0	0	0	150	150	150
P1	W330AA		W330				ACDNCO-ALASKA	0	0	34	34	2	0	2	36
DF	DCNW09						DEFENSE COMSY	0	0	0	0	59	20	79	79
HS	W0EE13		W0EE				ACTUSA MED DEP	1	1	6	8	0	0	0	8
HS	W0EE04		W0EE				ACTUSA MED DEP	4	0	20	24	2	0	2	26
AX	14UJ06						AAFES	0	0	5	5	0	186	186	191
FC	I696/Y						NCO ACADEMY -	0	0	41	41	0	0	0	41
HS	W0EE03		W0EE				ACTUSA MED DEP	5	0	15	20	5	0	5	25
								32	11	410	453	1123	356	1479	1932

09/19/94
HQRPLANS

ASIP TROOP LIST ORDERED BY MAJOR UNIT
Fort Wainwright -- 02871
MAJOR UNIT G -- SEP INF BDE
FY 1996

Database
Ver 4.20

MC	UIC	SRC	CA	RS	UNUM	BR	DESCRIPTION	OFF	WOF	ENL	TOTAL MIL	US CIV	OTHER CIV	TOTAL CIV	TOTAL POP
P1	WDBX-A	07402L200	01	0001	IN		HHC BDE, 6TH ID	47	5	247	299	0	0	0	299
P1	WDPR-A	63445L100	00	0706	CS		BN SPT SIB	43	11	418	472	0	0	0	472
P1	WASN-A	06185L000	04	0011	FA		BN 10ST SIB	36	3	311	350	0	0	0	350
P1	WC1P-A	12426L200	00	0203	AG		HQ PER SVCS BN	3	1	66	70	0	0	0	70
P1	WD77-A	05153L000	00	0567	EN		CO SEP INF BDE	6	1	114	121	0	0	0	121
P1	WCY3-A	77504LA00	00	0068	IN		DETARTIC SPT	0	2	139	141	0	0	0	141
P1	WBVG-A	34724L000	00	0006	MI		CO INF BDE	3	3	64	70	0	0	0	70
P1	WH9SAA	07015L000	04	0009	IN		BN LT	35	0	534	569	0	0	0	569
P1	WGR81A		00	0267	FI		HHDFINANCE BN	1	0	18	19	0	0	0	19
P1	WHOVA	17787L000	04	0009	AR		TRPA (SIB)	6	0	90	96	0	0	0	96
P1	WH9QAA	07015L000	01	0017	IN		BN LT	35	0	534	569	0	0	0	569
P1	WEPJAA	12113L000	00	0006	AG		BNDBAND	0	1	39	40	0	0	0	40
								215	27	2574	2816	0	0	0	2816

09/19/94
HQRPLANS

ASIP TROOP LIST ORDERED BY MAJOR UNIT
Fort Wainwright -- 02871
MAJOR UNIT H -- SIGNAL BDE
FY 1996

Database
Ver 4.20

MC	UIC	SRC	CA	RS	UNUM	BR	DESCRIPTION	OFF	WOF	ENL	TOTAL MIL	US CIV	OTHER CIV	TOTAL CIV	TOTAL POP
CZ	WJELAA	11500L000	00	0408	SC		CO DCS OPERATI	2	0	25	27	0	0	0	27
CZ	WJEL99		00	0408			AUGSC CO HQ	0	0	0	0	19	0	19	19
								2	0	25	27	19	0	19	46

09/19/94
HQRPLANS

ASIP TROOP LIST ORDERED BY MAJOR UNIT
Fort Wainwright -- 02871
MAJOR UNIT I -- CORPS TROOPS
FY 1996

Database
Ver 4.20

MC	UIC	SRC	CA RS UNUM BR	DESCRIPTION	OFF	WOF	ENL	TOTAL MIL	US CIV	OTHER CIV	TOTAL CIV	TOTAL POP
P1	WBS6AA	08407L100	00 0138 MD	DETSURGICAL	0	0	4	4	0	0	0	4
P1	WDXMAA	05417L000	00 0047 EN	CO CBT HVY	5	0	129	134	0	0	0	134
P1	WHT7AA	01625A000	04 0123 AV	BN THTR AVN (-	21	57	314	392	0	0	0	392
P1	WBSZAA	08660HORA	00 0283 MD	DETAIR AMBULAN	4	11	39	54	0	0	0	54
P1	WE2EAA	01967A300	00 0023 AV	DETMANT AUG	4	12	122	138	0	0	0	138
P1	WEV8A1		00 0098 OD	CO MAINT NON-D	2	4	117	123	0	0	0	123
					36	84	725	845	0	0	0	845

09/19/94
HQRPLANS

ASIP TROOP LIST ORDERED BY MAJOR UNIT
Fort Wainwright -- 02871
MAJOR UNIT Y -- TENANTS
FY 1996

Database
Ver 4.20

MC	UIC	SRC	CA RS UNUM BR	DESCRIPTION	OFF	WOF	ENL	TOTAL MIL	US CIV	OTHER CIV	TOTAL CIV	TOTAL POP
XX	WGEH34		00 0095 OD	CO MAINT TMDE	0	1	8	9	0	0	0	9
CE	W03201		W032	LAB COLD REG R	1	0	2	3	1	0	1	4
P1	W49221		W492	BN USA ARTIC L	2	0	105	107	2	0	2	109
P1	W4UH04			GRPUSA SPT ALA	1	0	6	7	0	0	0	7
DF	I4UJ03			DEF PDO	0	0	0	0	19	0	19	19
CB	W3LF20		W3LF	RGN6TH USACIDC	0	2	5	7	1	0	1	8
XX	W43T54		W43T	ACTV LOG SUP L	1	0	0	1	10	0	10	11
SE	W0KE03		W0KE	AGY USA LEGAL	2	0	0	2	0	0	0	2
DF	I4UJ04			DEFENSE INVEST	2	0	0	2	0	0	0	2
AF	FFXL		0003	AIR FORCE	7	0	27	34	0	0	0	34
UG	I4UJ05			DOI (BLM)	0	0	0	0	385	0	385	385
AF	FZ5T		0354	AIR FORCE	2	0	16	18	0	0	0	18
					18	3	169	190	418	0	418	608

09/19/94
HQRPLANS

ASIP TROOP LIST ORDERED BY MAJOR UNIT
Fort Wainwright -- 02871
MAJOR UNIT Z -- GARRISON
FY 1996

Database
Ver 4.20

MC	UIC	SRC	CA RS UNUM BR	DESCRIPTION	OFF	WOF	ENL	TOTAL MIL	US CIV	OTHER CIV	TOTAL CIV	TOTAL POP
P1	W4UJ21		W4UJ	GARUSA ALASKA	13	3	248	264	226	0	226	490
CM	@4UJ03			CONTRACT SUPPO	0	0	0	0	0	125	125	125
CZ	W0S5AA		00 W0S5	AGYUSAISC-WA1N	0	0	0	0	0	0	0	0
DF	DCNW10			DEFENSE COMSY	0	0	0	0	60	17	77	77
NF	QG4001			NON-APPROPRIAT	0	0	0	0	0	334	334	334
HS	W0EE-A		W0EE	ACTUSA MED DEP	111	0	249	360	135	0	135	495
HS	W0EENA		W0EE	ACTUSA MED DEP	0	0	1	1	0	0	0	1
					124	3	498	625	421	476	897	1522

FOR OFFICIAL USE ONLY

SAMAS as of 16 MAY 94

ACTIVE ARMY ASIP STATION REPORT : USARPAC

Army Base = **FORT WAINWRIGHT**
 Stn Code = **02955**
 Station = **FT WNWRT, AK (FORT WAINWRIGHT)**

UIC	Rgt/Unbr Br Parent Unit	SRC	ACTCO	FY	FY	FY	FY	FY	FY	FY
Asgt TPSN	Derivative Unit	Source	EDATE	1994	1995	1996	1997	1998	1999	2000
DODAAC	Compo	MDEP	CCNUM							

TYPE UNIT: TOE UNITS

WASN-A 04 0011 FA BN 105T SIB P1 13006 W80F2C	1	06185L0001E0 C SMRDAI 19940616 W76I P13094	OFF: WOF: ENL:	36 3 311	36 3 311	36 3 311	36 3 311	36 3 311	36 3 311	36 3 311
WBD5AA 00 0240 EN DETERR DS P1 31673 W81FT8	1	05540L100100 J SMM 19940615 W7AK	OFF: WOF: ENL:	0 0 0	0 0 0	0 0 0	0 0 0	0 0 0	0 0 0	0 0 0
WBEYAA 00 0509 EN DETERRAIN P1 31672 W81FT9	1	05540LF00100 J SMM 19940615 W7AK	OFF: WOF: ENL:	0 0 0	0 0 0	0 0 0	0 0 0	0 0 0	0 0 0	0 0 0
WBS6AA 00 0138 MD DETSURGICAL P1 32875 W23KL4	1	08407L100700 U SMS 19940616 W7AK P12094	OFF: WOF: ENL:	0 0 4	0 0 4	0 0 4	0 0 4	0 0 4	0 0 4	0 0 4
WBSZAA 00 0283 MD DETAIR AMBULANCE P1 32774 WC1QMR	1	08660HORA100 U SMS 19940616 W7AK P12094	OFF: WOF: ENL:	4 11 39	4 11 39	4 11 39	4 11 39	4 11 39	4 11 39	4 11 39
WBVG-A 00 0006 MI CO INF BDE P1 13006	1	34724L000100 M SMSDAI 19981016 W76I	OFF: WOF: ENL:	3 3 64	3 3 64	3 3 64	3 3 64	3 3 64	4 4 85	4 4 85
WBYBAA 00 0472 MP CO CMD/CONTROL P1 33575 WC1JWA	1	19500H2AD200 J SMS 19931115 W7AK	OFF: WOF: ENL:	0 0 0	0 0 0	0 0 0	0 0 0	0 0 0	0 0 0	0 0 0
WC17AA 05 0011 FA BN 105T LID P1 07006 W81CCA	1	06125L000100 J SMS 19940329 W76I	OFF: WOF: ENL:	0 0 0	0 0 0	0 0 0	0 0 0	0 0 0	0 0 0	0 0 0
WC1P-A 00 0203 AG HQ PER SVCS BN (2) P1 30411 W81BP3	1	12426L200100 C SMSDAI 19940616 W7AK	OFF: WOF: ENL:	3 1 66	3 1 66	3 1 66	3 1 66	3 1 66	3 1 66	3 1 66
WCLDAA 00 0123 AV CO H AIRCRAFT MAINT P1 07006 WC1JWM	1	01977L200100 J SMS 19940801 W76I	OFF: WOF: ENL:	0 0 0	0 0 0	0 0 0	0 0 0	0 0 0	0 0 0	0 0 0
WCY3-A 00 0068 IN DETARTIC SPT P1 32295 W81GE2	1	77504LA001E0 R SMSDAI 19951016 W7AK	OFF: WOF: ENL:	0 2 135	0 2 135	0 2 139	0 2 139	0 2 139	0 2 139	0 2 139
WD77-A 00 0567 EN CO SEP INF BDE P1 13006	1	05153L000100 R SMSDAI 19941116 W76I	OFF: WOF: ENL:	5 1 110	6 1 114	6 1 114	6 1 114	6 1 114	6 1 114	6 1 114
WDBX-A 01 0001 IN HHCBD, 6TH ID P1 13006 W81A3P	1	07402L200100 R SMRDAI 19951016 W76I	OFF: WOF: ENL:	47 4 247	47 4 247	47 5 247	47 5 247	47 5 247	47 5 247	47 5 247
WDGAAA 00 0006 MP CO LID P1 07006 W81A29	1	19323L000100 J SMS 19940615 W76I	OFF: WOF: ENL:	0 0 0	0 0 0	0 0 0	0 0 0	0 0 0	0 0 0	0 0 0
WDN6-A 00 0006 IN HHCLT DIV P1 07006 W81A1R	1	77004L000100 J SMSTAD 19940701 W76I	OFF: WOF: ENL:	0 0 0	0 0 0	0 0 0	0 0 0	0 0 0	0 0 0	0 0 0

FOR OFFICIAL USE ONLY

SAMAS as of 16 MAY 94

ACTIVE ARMY
ASIP STATION REPORT : USARPAC

Army Base = FORT WAINWRIGHT
Stn Code = 02955
Station = FT WNWRT, AK (FORT WAINWRIGHT)

UIC	Rgt/Unbr Br	Parent Unit	SRC	ACTCO								
Asgt TPSN	Derivative Unit		Source	EDATE								
DODAAC	Compo		MDEP	CCNUM								
					FY	FY	FY	FY	FY	FY	FY	
					1994	1995	1996	1997	1998	1999	2000	
WDN91B	00	0006 SC	BN LIGHT MSE	J	OFF:	0						
P1 07006		SPT ELE	FT WAINWRIGHT	DAR	19940715	WOF:	0					
		1		W76I		ENL:	0					
WDPBAA	02	0006 IN	HHCBE LID	J	OFF:	0						
P1 07006				SMS	19940715	WOF:	0					
W81A3N		1		W76I		ENL:	0					
WDPF1A	00	0006 FA	HHBDIVARTY LID	J	OFF:	0						
P1 07006		SPT ELE	FT WAINWRIGHT	DAR	19940601	WOF:	0					
		1		W76I		ENL:	0					
WDPQAA	00	0506 CS	BN FWD SPT LID	J	OFF:	0						
P1 07006				SMS	19940615	WOF:	0					
W81T9J		1		W76I		ENL:	0					
WDPR-A	00	0706 CS	BN SPT SIB	U	OFF:	44	43	43	43	43	43	43
P1 07006				SMSDAI	19950416	WOF:	11	11	11	11	11	11
W80Y9N		1		W76I		ENL:	422	418	418	418	418	418
WDQKAA	00	0000 AV	HHCavn BDE 6 ID(LT)	J	OFF:	0						
P1 07006				SMS	19940815	WOF:	0					
W81A3J		1		W76I		ENL:	0					
WDYDAA	00	0228 AV	CO C MDM HEL	J	OFF:	0						
P1 30607				SMS	19940615	WOF:	0					
WC1JW2		1		W7AK		ENL:	0					
WE2EAA	00	0023 AV	CO MAINT (PACOM THTR)	C	OFF:	2	2	4	4	4	4	4
P1 30607				SMS	19951016	WOF:	6	6	12	12	12	12
W81GT7		1		W76I		ENL:	95	95	122	122	122	122
WELYAA	00	0199 OD	TM MSL SPT- 6ID(L)	J	OFF:	0						
P1 34912				SMS	19940615	WOF:	0					
W81EM3		1		W7AK		ENL:	0					
WEPJAA	00	0006 AG	BND BAND	U	OFF:	0	0	0	0	0	0	0
P1 07006				SMS	19940616	WOF:	1	1	1	1	1	1
W81A3C		1		W7AK		ENL:	39	39	39	39	39	39
WEV8A1	00	0098 OD	CO MAINT NON-DIV		OFF:	0	2	2	2	2	2	2
P1 31133		0098 CS	CO ANOTHER DET	TAR	WOF:	0	4	4	4	4	4	4
		1		W7AK	P16010	ENL:	8	117	117	117	117	117
WG24-A	00	0006 EN	BN LID (-)	J	OFF:	0						
P1 07006				SMS	19940615	WOF:	0					
W81A3B		1		W76I		ENL:	0					
WG24B0	00	0006 EN	BN LID (-)	J	OFF:	0						
P1 07006		EN BN B CO		SUB	19940615	WOF:	0					
W81FUB		1		W76I	P11094	ENL:	0					
WG24T0	00	0006 EN	BN LID (-)	J	OFF:	0						
P1 07006		EN BN HHC		SUB	19940615	WOF:	0					
W81FUD		1		W76I	P11094	ENL:	0					
WGEH34	00	0095 OD	CO MAINT TMDE		OFF:	0	0	0	0	0	0	0
XX 33907		0095 CS	CO ATST 6	TAD	WOF:	1	1	1	1	1	1	1
W80SC2		1		WAMC	X10502	ENL:	8	8	8	8	8	8
WGR81A	00	0267 FI	HHDFINANCE BN (2)		OFF:	1	1	1	1	1	1	1
P1 32030		SPT ELE	FT WAINWRIGHT	DAR	WOF:	0	0	0	0	0	0	0
		1		W7AK		ENL:	18	18	18	18	18	18

FOR OFFICIAL USE ONLY

SAMAS as of 16 MAY 94

**ACTIVE ARMY
ASIP STATION REPORT : USARPAC**

Army Base = **FORT WAINWRIGHT**
 Stn Code = **02955**
 Station = **FT WNWRT, AK (FORT WAINWRIGHT)**

UIC	Rgt/Unbr	Br	Parent Unit	SRC	ACTCO	FY	FY	FY	FY	FY	FY	FY
Asgt TPSN	Derivative Unit		Source	EDATE		1994	1995	1996	1997	1998	1999	2000
DODAAC	Compo		MDEP	CCNUM								
WFOVAA	04	0009	AR TRPA (SIB)	17787L000100	R OFF:	6	6	6	6	6	6	6
P1 13006				SMS 19940616	WOF:	0	0	0	0	0	0	0
W81A3L		1		W76I P12094	ENL:	90	90	90	90	90	90	90
WH9QAA	01	0017	IN BN LT	07015L0001E0	L OFF:	35	35	35	35	35	35	35
P1 13006				SMS 19940616	WOF:	0	0	0	0	0	0	0
WC1JVU		1		W76I	ENL:	534	534	534	534	534	534	534
WH9SAA	04	0009	IN BN LT	07015L000100	R OFF:	35	35	35	35	35	35	35
P1 13006				SMS 19940616	WOF:	0	0	0	0	0	0	0
WC1QJO		1		W76I P12094	ENL:	534	534	534	534	534	534	534
WHPHA2	02	0058	AV CO A, 2 PLT ATC	95227J301200	J OFF:	0						
P1 30629				SMS 19940915	WOF:	0						
W80X72		1		W7AK	ENL:	0						
WHT7AA	04	0123	AV BN THTR AVN (-)PACOM	01625A0001E0	C OFF:	21	21	21	21	21	21	21
P1 30627				SMS 19951016	WOF:	57	57	57	57	57	57	57
W81T9K		1		W7AK	ENL:	314	314	314	314	314	314	314
WHXMAA	00	0047	EN CO CBT HVY	05417L000200	R OFF:	5	5	5	5	5	5	5
P1 21424				SMS 19940616	WOF:	0	0	0	0	0	0	0
WC1RXP		1		W7AK P12094	ENL:	129	129	129	129	129	129	129
WJELAA	00	0408	SC CO DCS OPERATIONS	11500L000200	U OFF:	2	2	2	2	2	2	2
CZ 35157				SMR 19941016	WOF:	0	0	0	0	0	0	0
WC1JYH		1		MXWE CZ0195	ENL:	25	25	25	25	25	25	25

TOTAL OFF: 249 251 253 253 253 254 254
 TOTAL WOF: 101 105 112 112 112 113 113
 TOTAL ENL: 3192 3301 3332 3332 3332 3353 3353

TOE UNITS

TYPE UNIT: TDA AUG TO TOE UNIT

W0N699	00	0006	AUGIN DIV		J OFF:	0						
P1 07006				SMR 19940915	WOF:	0						
		1		W56I	ENL:	0						
WJEL99	00	0408	AUGSC CO HQ		X OFF:	0	0	0	0	0	0	0
CZ 35157				SMR 19941001	WOF:	0	0	0	0	0	0	0
W81XGX		1		MXWE CZ0195	ENL:	0	0	0	0	0	0	0
					USC:	20	19	19	19	19	19	19

TOTAL OFF: 0 0 0 0 0 0 0
 TOTAL WOF: 0 0 0 0 0 0 0
 TOTAL ENL: 0 0 0 0 0 0 0
 TOTAL USC: 20 19 19 19 19 19 19

TDA AUG TO TOE UNIT

TYPE UNIT: TDA UNITS

W03201	W032	LAB COLD REG RSCH			OFF:	1	1	1	1	1	1	1
CE 56151	CR REL ALASKA FLD STA		TAR		WOF:	0	0	0	0	0	0	0
		1	RK01	CE0195	ENL:	1	2	2	2	2	2	2
					USC:	1	1	1	1	1	1	1
W0EE-A	W0EE	ACTUSA MED DEPT			R OFF:	105	99	99	99	99	99	99
HS 46501			SMSTAD	19951002	WOF:	1	0	0	0	0	0	0
WC1JXM		1	VSPC		ENL:	237	221	221	221	221	221	221
					USC:	162	129	129	129	129	129	129

FOR OFFICIAL USE ONLY

SAMAS as of 16 MAY 94

**ACTIVE ARMY
ASIP STATION REPORT : USARPAC**

Army Base = **FORT WAINWRIGHT**
 Ssn Code = **02955**
 Station = **FT WNWRT, AK (FORT WAINWRIGHT)**

UIC	Rgt/Unbr Br	Parent Unit	SRC	ACTCO	FY	FY	FY	FY	FY	FY	FY
Asgt TPSN	Derivative Unit	Unit	Source	EDATE	1994	1995	1996	1997	1998	1999	2000
DODAAC	Compo		MDEP	CCNUM							
WOEE10	WOEE	ACTUSA MED DEPT									
HS 46501	WOEE USA DEN CLN	FT WAINWRIGHT	TAD		12	12	12	12	12	12	12
		1	VSPC	HS0295	0	0	0	0	0	0	0
					28	28	28	28	28	28	28
					6	6	6	6	6	6	6
WOKE03	WOKE	AGY USA LEGAL SERVICE									
SE 46041	WOKE USA TRIAL DEFENSE SERVICE		TAD		2	2	2	2	2	2	2
		1	FAJA	SF0495	0	0	0	0	0	0	0
					0	0	0	0	0	0	0
WOS5AA 00	WOS5	AGYUSAISC-WAINWRI		X	0	0	0	0	0	0	0
CZ 46451			SMS	19901002	0	0	0	0	0	0	0
WC1JYH		1		CZCZ02	0	0	0	0	0	0	0
W3LF20	W3LF	RGN6TH USACIDC			0	0	0	0	0	0	0
CB 46391	W3LF 6TH RGN FT WAINWRIGHT RA		TAD		2	2	2	2	2	2	2
		1	VSPC	CB0295	5	5	5	5	5	5	5
					1	1	1	1	1	1	1
W43T54	W43T	ACTV LOG SUP LOGSA		A	1	1	1	1	1	1	1
XX 46211	W43T LAO ALASKA		TAD	19940601	0	0	0	0	0	0	0
		1	ADLS	X10295	0	0	0	0	0	0	0
					0	10	10	10	10	10	10
W49221	W492	BN USA ARTIC LEC		A	2	2	2	2	2	2	2
P1 33575	W492	USA ARTIC LEC	TAD	19931116	0	0	0	0	0	0	0
		1	QPMA	P10295	105	105	105	105	105	105	105
					2	2	2	2	2	2	2
W4UJ21	W4UJ	GARUSA ALASKA			13	13	13	13	13	13	13
P1 46551	W4UJ USAG FWA HQ CO		TAD		3	3	3	3	3	3	3
WC1SH5		1	XTEQ	P10295	248	248	248	248	248	248	248
					226	226	226	226	226	226	226
TOTAL OFF:					136	130	130	130	130	130	130
TOTAL WOF:					6	5	5	5	5	5	5
TOTAL ENL:					624	609	609	609	609	609	609
TOTAL USC:					398	375	375	375	375	375	375

TYPE UNIT: OTHER TENANTS

!4UJ03	DEF PDO				0	0	0	0	0	0	0
DF			DAI		0	0	0	0	0	0	0
					0	0	0	0	0	0	0
					19	19	19	19	19	19	19
!4UJ04	DEFENSE INVEST SVC				2	2	2	2	2	2	2
DF			DAI		0	0	0	0	0	0	0
					0	0	0	0	0	0	0
!4UJ05	DOI (BLM)				0	0	0	0	0	0	0
UG			DAI		0	0	0	0	0	0	0
					0	0	0	0	0	0	0
					385	385	385	385	385	385	385
@4UJ03	CONTRACT SUPPORT				0	0	0	0	0	0	0
CM			DAI		0	0	0	0	0	0	0
					0	0	0	0	0	0	0
					0	0	0	0	0	0	0
					125	125	125	125	125	125	125

FOR OFFICIAL USE ONLY

SAMAS as of 16 MAY 94

**ACTIVE ARMY
ASIP STATION REPORT : USARPAC**

Army Base = **FORT WAINWRIGHT**
 Stn Code = **02955**
 Station = **FT WNWRT, AK (FORT WAINWRIGHT)**

UIC	Rgt/Unbr	Br Parent Unit	SRC	ACTCO	FY	FY	FY	FY	FY	FY	FY
Asgt TPSN	Derivative Unit	Compo	Source	EDATE	1994	1995	1996	1997	1998	1999	2000
DODAAC			MDEP	CCNUM							
DCNW10		DEFENSE COMSY AGENCY			OFF:	0	0	0	0	0	0
DF		FORT WAINWRIGHT COMSY	DAI		WOF:	0	0	0	0	0	0
					ENL:	1	0	0	0	0	0
					USC:	59	60	60	60	60	60
					OTH:	17	17	17	17	17	17
FFXL	0003	AIR FORCE			OFF:	7	7	7	7	7	7
AF		AIR SUPT OPNS	DAI		WOF:	0	0	0	0	0	0
					ENL:	27	27	27	27	27	27
FZ5T	0354	AIR FORCE			OFF:	2	2	2	2	2	2
AF		WEATHER	DAI		WOF:	0	0	0	0	0	0
					ENL:	16	16	16	16	16	16
QG4001		NON-APPROPRIATED FUND			OFF:	0	0	0	0	0	0
NF		FT WAINWRIGHT CHAPLAINS' FUND	DAI		WOF:	0	0	0	0	0	0
					ENL:	0	0	0	0	0	0
					USC:	0	0	0	0	0	0
					OTH:	334	334	334	334	334	334
WOEENA	WOEE	ACTUSA MED DEPT			OFF:	0	0	0	0	0	0
HS 46501		NON-ADDITIVE AUTHORIZATIONS	TAD		WOF:	0	0	0	0	0	0
		1	VSPC	HS0295	ENL:	1	1	1	1	1	1
					TOTAL OFF:	11	11	11	11	11	11
					TOTAL WOF:	0	0	0	0	0	0
OTHER TENANTS					TOTAL ENL:	45	44	44	44	44	44
					TOTAL USC:	463	464	464	464	464	464
					TOTAL OTH:	476	476	476	476	476	476
					TOTAL OFF:	396	392	394	394	394	395
					TOTAL WOF:	107	110	117	117	117	118
					TOTAL ENL:	3861	3954	3985	3985	3985	4006
					TOTAL MIL:	4364	4456	4496	4496	4496	4519
INSTALLATION TOTALS					TOTAL USC:	881	858	858	858	858	858
					TOTAL OTH:	476	476	476	476	476	476
					TOTAL CIV:	1357	1334	1334	1334	1334	1334
					TOTAL POP:	5721	5790	5830	5830	5830	5853

Supported Population (All Services)

Active: 325
 Dependents of Active: 12669
 Reserve Component: 2
 Dependents of Reserve Component: 33
 Retiree: 1003
 Dependents of Retiree + Survivors: 1904

 15936

Source: FY 1993 DEERS data from the Defense Medical Information System (DMIS)

FOR OFFICIAL USE ONLY

SAMAS as of 16 MAY 94

ACTIVE ARMY ASIP STATION REPORT : USARPAC

Army Base = **FORT WAINWRIGHT**
 Stn Code = **0295A**
 Station = **FT WNWRT, AK (FORT WAINWRIGHT USARC)**

Facility ID = **AK002** Cong Dist = **01** MUSARC = **IX CPS REINF**
 Facility = **FORT WAINWRIGHT USARC, BLDG 1061**
FORT WAINWRIGHT, AK 99703-0000 Phone: 907-863-9296

```

=====
UIC      Rgt/Unbr Br Parent Unit      SRC      ACTCO
Asgt TPSN  Derivative Unit      Source   EDATE
DODAAC      Compo      MDEP     CCNUM
=====
  
```

TYPE UNIT: TOE UNITS

```

W4UH04      GRPUSA SPT ALASKA      OFF:      1      1      1      1      1      1      1
P1          1984 HOSP (AGR)      DAI      WOF:      0      0      0      0      0      0      0
                                           ENL:      6      6      6      6      6      6      6
  
```

```

TOTAL OFF:      1      1      1      1      1      1      1
TOTAL WOF:      0      0      0      0      0      0      0
TOTAL ENL:      6      6      6      6      6      6      6
  
```

TOE UNITS

```

=====
TOTAL OFF:      1      1      1      1      1      1      1
TOTAL WOF:      0      0      0      0      0      0      0
TOTAL ENL:      6      6      6      6      6      6      6
TOTAL MIL:      7      7      7      7      7      7      7
TOTAL USC:      0      0      0      0      0      0      0
TOTAL OTH:      0      0      0      0      0      0      0
TOTAL CIV:      0      0      0      0      0      0      0
TOTAL POP:      7      7      7      7      7      7      7
=====
  
```

INSTALLATION TOTALS

GREELY (MT 4-2-3) - TOE UNITS

UNIT		FY 96	REMAIN	FWA	BASE X	INACT	RIF
WGEH33	OFF	0		0			
95 OD TMDE	ENL	6		6			
 							
WJEKAA	OFF	1	1				
507 SC Co	ENL	17	17				
 							
	OFF	1	1	0			
TOTAL	ENL	23	17	6			

GREELY - TDA AUG TO TOE UNITS

UNIT		FY 96	REMAIN	FWA	BASE X	INACT	RIF
WJEK99	OFF	0	0				
AUG SC Co	ENL	0	0				
	USC	5	5				
 							
	OFF	0	0				
TOTAL	ENL	0	0				
	USC	5	5				

GREELY - TDA UNITS

UNIT		FY 96	REMAIN	FWA	BASE X	INACT	RIF
WO41-A	OFF	16		16			
COLD REG LAB	ENL	62		62			
	USC	28		28			
 							
WOEE09	OFF	6			6		0
Medical	ENL	30			30		0
	USC	5			0		5
 							
WOEE11	OFF	2			2		0
Dental	ENL	6			6		0
	USC	1			0		1
 							
WOEE12	OFF	1			1		
Vet	ENL	2			2		

UNIT		FY 96	REMAIN	FWA	BASE X	INACT	RIF
W45JAA	OFF	4		2		2	0
NWTC	ENL	59		30		29	0
	USC	10		5		0	5
W49231	OFF	1		1			
LEC	ENL	32		32			
W4JT27	OFF	0			0		
AF Broadcasters	ENL	5			5		
W4UJ31	OFF	9	0				9
Garrison	ENL	141	0				141
	USC	165	50				115
W4UJ33	OFF	4		4			
Aviation Det	ENL	19		19			
	OFF	43	0	23	9	2	9
TOTAL	ENL	356	0	143	43	29	141
	USC	209	50	33	0	0	126

GREELY - TDY STUDENTS

UNIT		FY 96	REMAIN	FWA	BASE X	INACT	RIF
I699/Y	OFF	2		2			
TDY Students	ENL	33		33			
	OFF	2		2			
TOTAL	ENL	33		33			

GREELY - OTHER TENANTS

UNIT		FY 96	REMAIN	FWA	BASE X	INACT	RIF	N/A
!4UJ01	OFF	0		0				
Dept of Trans	ENL	0		0				
	USC	1		1				
067610								
	OFF							0
AAFES	ENL							0
	USC							0
	OTHER							45
@4UJ01								
	OFF							0
Contractors	ENL							0
	USC							0
	OTHER							50
DCNW08								
	OFF	0		0				0
Commissary	ENL	0		0				0
	USC	22		22				0
	OTHER	0		0				9
TOTAL								
	OFF	0		0				0
	ENL	0		0				0
	USC	23		23				0
	OTHER	0		0				104

GREELY - SUMMARY

UNITS		FY 96	REMAIN	FWA	BASE X	INACT	RIF	N/A
	OFF	1	1	0				
TOE	ENL	23	17	6				
	OFF	0	0					
TDA AUG	ENL	0	0					
	USC	5	5					
	OFF	43	0	23	9	2	9	
TDA	ENL	356	0	143	43	29	141	
	USC	209	50	33	0	0	126	
	OFF	2		2				
TDY Students	ENL	33		33				
	OFF	0		0				0
OTHER	ENL	0		0				0
	USC	23		23				0
	OTHER	0		0				104
	OFF	46	1	23	9	2	9	0
TOTAL	ENL	412	17	149	43	29	141	0
	USC	237	55	56	0	0	126	0
	OTHER	0	0	0	0	0	0	104

Realign Ft Greely:

- (1) Move CRTC and CRTA "flags" to Ft Wainwright
- (2) "Safari" from Ft Wainwright
- (3) Eliminate the Ft Greely Garrison
- (4) Keep a 73-man caretaker force at Ft Greely
- (5) No RC requirements for Ft Greely

CLOSEHOLD

ANNEX A, INSTALLATION ASSESSMENT

Fort Greely

There are no USAR units/activities stationed at this installation.

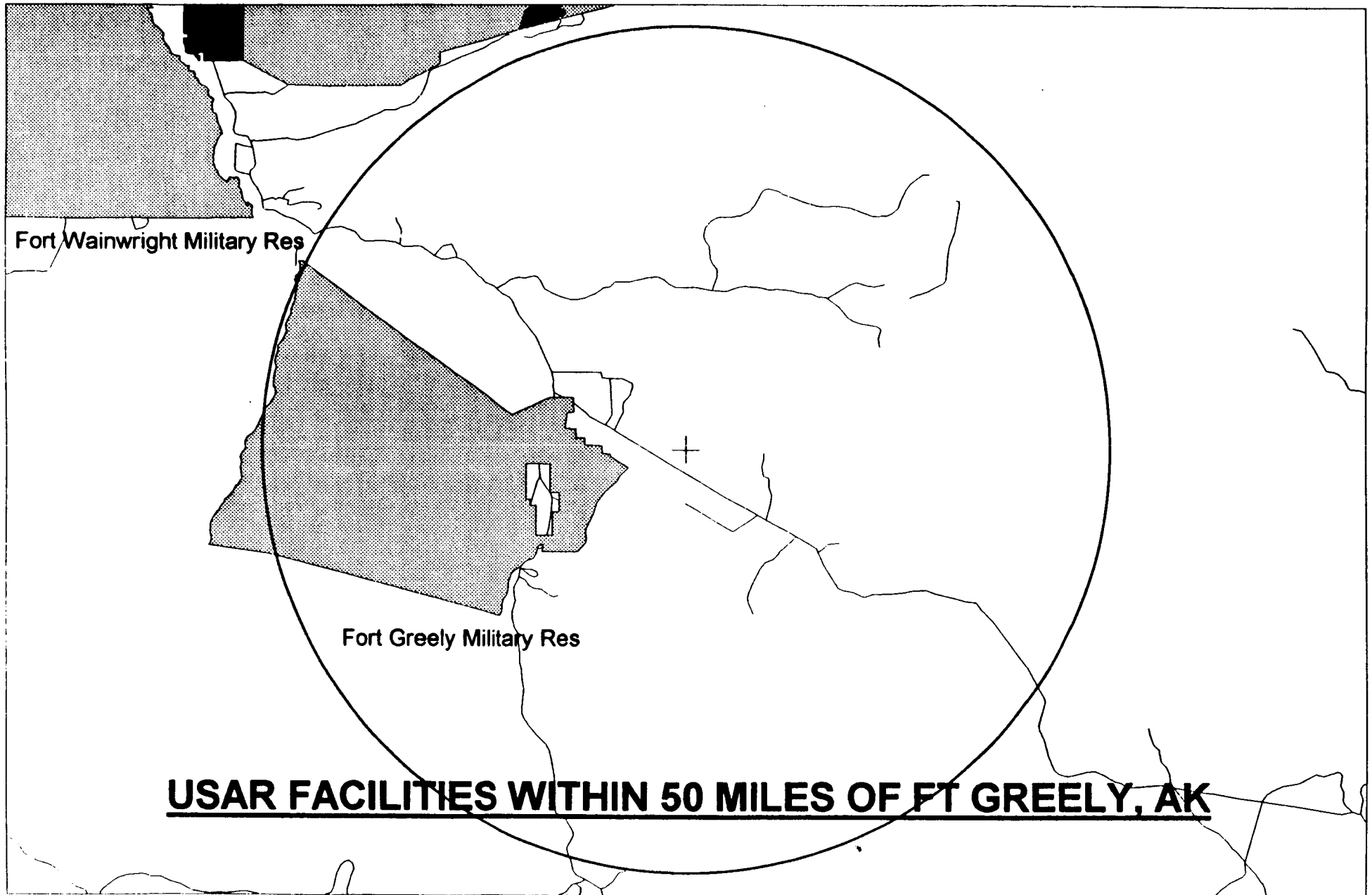
There are no USAR facilities located with-in 50 mile radius of this installation (see map, enclosure 1).

The USAR has no interest in an enclave or facilities on this installation.

The USAR units that train on this installation varies from year to year based on the CS/CCS missions and support to other services.

CLOSEHOLD

CLOSEHOLD



USAR FACILITIES WITHIN 50 MILES OF FT GREELY, AK

CLOSEHOLD

ARMY NATIONAL GUARD
ASIP STATION REPORT : ALASKA

Army Base = FORT GREELY
Stn Code = 0234Q
Station = FT GREELY, AK (FT GREELY ARMORY)

Facility ID = Cong Dist = 01
Facility = FORT GREELY ARMORY, (90 M S FAIRBANKS)

UIC	Rgt/Unbr	Br	Parent Unit	SRC	ACTCO	FY	FY	FY	FY	FY	FY	FY
Asgt TPSN	Derivative Unit			Source	EDATE	1994	1995	1996	1997	1998	1999	2000
DODAAC	Compo			MDEP	CCNUM							

TYPE UNIT: TOE UNITS

WV8282	05	0297	MH	HHDS	SCOUT	BN		J	OFF:	0						
NG 22238	DET 2,	CO B,	5TH	BN,	297TH	INF	SID	19940901	WOF:	0						
							WGAK		ENL:	0						

WYQ581	06	0297	IN	DIVIN	BN	LT			OFF:	0	0	0	0	0	0	0
NG 22238	DET 1	CO B	6TH	BN	297TH	INF	SID		WOF:	0	0	0	0	0	0	0
							WGDF	930701	ENL:	15	15	15	15	15	15	15

TOE UNITS									TOTAL ENL:	15	15	15	15	15	15	15
-----------	--	--	--	--	--	--	--	--	------------	----	----	----	----	----	----	----

	TOTAL OFF:	0	0	0	0	0	0	0	0	0	0	0
	TOTAL WOF:	0	0	0	0	0	0	0	0	0	0	0
	TOTAL ENL:	15	15	15	15	15	15	15	15	15	15	15
	TOTAL MIL:	15	15	15	15	15	15	15	15	15	15	15
	TOTAL USC:	0	0	0	0	0	0	0	0	0	0	0
	TOTAL OTH:	0	0	0	0	0	0	0	0	0	0	0
	TOTAL CIV:	0	0	0	0	0	0	0	0	0	0	0
	TOTAL POP:	15	15	15	15	15	15	15	15	15	15	15

FT GREELY, AK (FT GREELY ARMORY)
INSTALLATION TOTALS



THE ARMY BASING STUDY

**BRAC 95
ALTERNATIVE
DOCUMENTATION
SET**

ALTERNATIVE NO.
MT4-2-3

SECTION III

FACILITIES DATA

FACILITY CAT. GROUP NO.	BEFORE STATION PERM ASSETS (000)	BEFORE STATION ALLOW (000)	BEFORE STATION PERM ASSETS -ALLOW (000)	STN ALLOW (000)	CONSTRUCT (000)	JUSTIFICATION FOR CHANGE IN STATIONING PROFILE (IF APPROPRIATE)
17B GIB A+B	RENOVATE				0	USE EXISTING GIB/AIB "AS IS" XCSF SHORTFALL TO BE ABSORBED
211 AVUM	RENOVATE			18	48	AVUM HAVEM - CONSTRUCT FOR SHORTFALL
319 RD	NEW			13	13	OK RD FAC. - CONSTRUCT FOR SHORTFALL
442 WHSE	RENOVATE			17	17	WHEREHOUSE - MAJORS XCSF SHORTFALL TO BE ABSORBED
	NEW			10	0	
	RENOVATE					
	NEW					
	RENOVATE					
	NEW					

ALL OTHER FACILITIES EXIST FOR GIB ONLY INTO

Done by DY

MANEUVER/TRAINING FACILITIES ANALYSIS

STUDY CANDIDATE: MT 4-1 (revised)
OPTION DESCRIPTION: Close Fort Greely, move activities to Fort Wainwright

Population Summary: Stationing moves 236 Military and 61 US Civilians from Ft Greely to Ft Wainwright.

Assumptions:

- Requirements for Liquid Fuel Storage, TASC, Community Facilities (except Fitness and Child Care Centers), Infrastructure, Officer & Senior Enlisted Unaccompanied Quarters, Dining Facilities, and Medical Facilities are assumed not funded for this analysis and are not included.

Conclusions:

- R&D Facilities: Replacement of existing at Greely costed -
 $\text{Const Cost} = 17,000 \text{ sf} * 129.53 \text{ \$/SF} * 1.33 * 1.97 * 1.19$
 $= \$6.9\text{M}$

75% ?

- Key Facilities Requiring Construction: *What are these*

Description	FCG	Scope (k SF)	Cost \$M	Renov (k SF)
Gen Inst Bldg	17120 ✓	2	0.6	12
Appl Inst Bldg	17130 ✓	1	0.2	
AVUM Mnt Hangar	21110 ✓	13	4.1	
R&D Facilities	314/31710	17	6.9 *	
GP Whse-Inst	44200			10
Cont Hum Whse	44230	1	0.1	
Infl Matls Whse	44240			1
GP Admin	61050			25
AFH	7110F			172 FA
Plng UEPH	7210S			75 FA
Child Spt Ctr	74014			2
Phys Fit Ctr	74028			2

* Off line addition to HQRPLANS figures.

Grand Total: \$11.9M

11/07/94
HQRPLANS

STATIONING PROFILE -- PERMANENT ASSETS ONLY
Fort Wainwright -- 02871
FY 2000

Database
Ver 4.20

FCG	FCG DESCRIPTION	UM	BEFORE STATION		BEFORE STATION			BEFORE STATION		TOTAL (\$000)	
			PERM ASSETS (000)	CONST PROJ (000)	BEFORE STATION ALLOW (000)	PERM ASSETS -ALLOW (000)	STN NEW ALLOW (000)	STN NEW CONST (000)	PERM ASSETS USED (000)		NEW CONST (\$000)
+22110	AC PROD BLDG	SF	0	0	0	0	0	0	0	0	0
+22210	GM PROD BLDG	SF	0	0	0	0	0	0	0	0	0
+22310	SHIP PROD BLDG	SF	0	0	0	0	0	0	0	0	0
+22410	TANK/AUTO PROD	SF	0	0	0	0	0	0	0	0	0
+22510	WEAPON PROD BL	SF	0	0	0	0	0	0	0	0	0
+22610	EXPLOSIVE PROD	SF	0	0	0	0	0	0	0	0	0
+22710	COMMO PROD BLD	SF	0	0	0	0	0	0	0	0	0
+22810	LTHR & TEX PLN	SF	0	0	0	0	0	0	0	0	0
+22820	CONST EQP PLAN	SF	0	0	0	0	0	0	0	0	0
+22830	RR EQP PLANT	SF	0	0	0	0	0	0	0	0	0
+22840	PRINT PLANT	SF	0	0	0	0	0	0	0	0	0
+22890	MISC PROD BLDG	SF	0	0	0	0	0	0	0	0	0
+22910	PROD MNT REP O	EA	0	0	0	0	0	0	0	0	0
+31010	RDT&E LABS	SF	0	0	0	0	0	0	0	0	0
+31110	AC RDT&E	SF	0	0	0	0	0	0	0	0	0
+31210	MSL SPACE RDT&	SF	0	0	0	0	0	0	0	0	0
+31310	MAR RDT&E	SF	0	0	0	0	0	0	0	0	0
+31410	TANK/AUTO RDT&	SF	0	0	0	0	0	0	0	0	0
+31510	WEAPON RDT&E	SF	0	0	0	0	0	0	0	0	0
+31610	EXPLOSIVE RDT&	SF	0	0	0	0	0	0	0	0	0
+31710	ELEC RDT&E	SF	0	0	0	0	0	0	0	0	0
+31810	PROP RDT&E	SF	0	0	0	0	0	0	0	0	0
+31910	NON-METAL RDT&	SF	17	0	17	0	0	0	0	0	0
+32010	UND-WAT EQU RD	SF	0	0	0	0	0	0	0	0	0
+32110	TECH SERVICE	SF	0	0	0	0	0	0	0	0	0
+37110	RDT&E RANGE FA	EA	0	0	0	0	0	0	0	0	0
+39010	OTHER RDT&E FA	EA	0	0	0	0	0	0	0	0	0
41100	LIQ FUEL STOR	BL	9	0	5274	-5265	276	276	0	26	25
+42100	AMMO STOR-DEP	SF	0	0	0	0	0	0	0	0	0
42200	AMMO STOR-INST	SF	82	0	2	80	0	0	0	0	0
43200	COLD STOR-INST	SF	16	0	6	10	0	0	0	0	0
+44100	GEN P WH-DEP	SF	0	0	0	0	0	0	0	0	0
44200	GEN P WH-INST	SF	288	12	207	81	10	0	10	0	0
44230	CONT HUM WH	SF	0	0	10	-10	1	1	0	98	98
44240	INFL MATLS WH	SF	18	0	10	7	1	0	1	0	0
44260	VEH STOR SHED	SF	32	0	0	32	0	0	0	0	0
45200	VEH HARDSTAND	SY	0	0	95	-95	0	0	0	0	0
51010	HOSPITAL	SF	155	0	66	89	3	0	3	0	0
+53040	VET FACILITY	SF	1	0	6	-5	0	0	0	0	0
54010	DENTAL CLINIC	SF	0	0	13	-13	0	0	0	60	60
55010	HEALTH CLINIC	SF	28	0	10	18	0	0	0	0	0
61050	GEN PURP ADMIN	SF	303	0	97	206	25	0	25	0	0

Option - (111 7-1 (100000))

Move Elements to
Wainwright -

11/07/94
HQRPLANS

STATIONING SCENARIO

Database
Ver 4.20

UNITS STATIONED:

ACTION	UNIT	UNIT DESCRIPTION	FROM INST	YEAR
Add	I4UJ01	DEPT OF TRANS	GREELY	2000
Add	DCNW08	DEFENSE COMSY AGENCY	GREELY	2000
Add	I699/Y	N. WARFARE TC-FT GREE	GREELY	2000
Add	W041-A	CTRUSA COLD RGN TEST	GREELY	2000
Add	W45JAA	CTR NORTHERN WARFARE	GREELY	2000
Add	W49231	BN USA ARTIC LEC	GREELY	2000
Add	W4UJ33	GARUSA ALASKA	GREELY	2000
Add	WGEH33	CO MAINT TMDE	GREELY	2000

ml

USCIV

236

61

TARGET INSTALLATIONS:

INST NO	INSTALLATION NAME	MACOM	INSTALLATION TYPE
02871	Fort Wainwright	USARPAC	Maneuver

MT4-1-AS

11/07/94
HQRPLANS

Database
Ver 4.20

STATIONING SCENARIO

UNITS STATIONED:

ACTION	UNIT	UNIT DESCRIPTION	FROM INST	YEAR
Add	I4UJ01	DEPT OF TRANS	GREELY	2000
Add	DCNW08	DEFENSE COMSY AGENCY	GREELY	2000
Add	I699/Y	N. WARFARE TC-FT GREE	GREELY	2000
Add	W041-A	CTRUSA COLD RGN TEST	GREELY	2000
Add	W45JAA	CTRNORTHERN WARFARE	GREELY	2000
Add	W49231	BN USA ARTIC LEC	GREELY	2000
Add	W4UJ33	GARUSA ALASKA	GREELY	2000
Add	WGEH33	CO MAINT TMDE	GREELY	2000

TARGET INSTALLATIONS:

INST NO	INSTALLATION NAME	MACOM	INSTALLATION TYPE
<u>02871</u>	Fort Wainwright	USARPAC	Maneuver

11/07/94
HQRPLANS

STATIONING PROFILE -- PERMANENT ASSETS ONLY
Fort Wainwright -- 02871
FY 2000

Database
Ver 4.20

FCG	FCG DESCRIPTION	UM	BEFORE	PLANNED	BEFORE STATION			BEFORE STATION			TOTAL
			PERM ASSETS (000)	CONST PROJ (000)	BEFORE STATION ALLOW (000)	PERM ASSETS -ALLOW (000)	STN ALLOW (000)	STN NEW CONST (000)	PERM ASSETS USED (000)	NEW CONST (\$000)	
+17918	RECOIL RIFLE R EA		0	0	0	0	0	0	0	0	0
+17919	LT ANTIAR WP R EA		1	0	1	0	0	0	0	0	0
+17920	ANTIAR TRACK R EA		0	0	0	0	0	0	0	0	0
+17921	DEMO BT + LM R EA		0	0	0	0	0	0	0	0	0
+17922	FLAS + FLMTH R EA		0	0	0	0	0	0	0	0	0
17923	MOUT CFT RG EA		1	0	.09	.91	0	0	0	0	0
+17924	MORT SCAL TR R EA		0	0	0	0	0	0	0	0	0
+17925	MORTAR RANGE R EA		0	0	0	0	0	0	0	0	0
+17926	INF SQD BTL CR EA		0	0	0	0	0	0	0	0	0
+17927	INF PLT BLT CR EA		0	0	0	0	0	0	0	0	0
17928	COMBT PISTOL R EA		1	0	.02	.98	0	0	0	0	0
17930	TK GUN 1:30&60 EA		0	0	.02	-.02	0	0	0	0	0
17931	TK GUN 1:5&1:1 EA		0	0	.02	-.02	0	0	0	0	0
17932	TK GUN STATNRY EA		0	0	.02	-.02	0	0	0	0	0
17933	TK CRW CBT FIR EA		0	0	.02	-.02	0	0	0	0	0
+17935	CMBAT ENG RANG EA		0	0	0	0	0	0	0	0	0
+17936	GUNSHIP HARM R EA		0	0	0	0	0	0	0	0	0
17937	AERIAL GUNRY R EA		0	0	0	0	0	0	0	0	0
+17938	FLD ART SCAL R EA		0	0	0	0	0	0	0	0	0
17942	FLD ART INDR R EA		0	0	.07	-.07	0	0	0	0	0
17943	AIRDEF FIRE RG EA		0	0	0	0	0	0	0	0	0
+17944	PLTDEF AFST AI EA		0	0	0	0	0	0	0	0	0
+17947	BAYONET ASSAUL EA		1	0	1	0	0	0	0	0	0
+17967	INFILTRATION C EA		0	0	0	0	0	0	0	0	0
17986	MANUEVER AREA AC		823	0	13	810	0	0	0	0	0
21110	MNT HANGAR AVU SF		0	0	117	-117	13	13	0	4055	4055
21111	MNT HANGAR AVI SF		266	0	101	165	0	0	0	0	0
+21120	MISC ACFT MAIN SF		0	0	0	0	0	0	0	0	0
+21210	GM MAINT BLDG SF		21	0	21	0	0	0	0	0	0
+21320	MARINE RAILWAY LF		0	0	0	0	0	0	0	0	0
+21407	NG MAINT FAC SF		0	0	0	0	0	0	0	0	0
+21409	AR MAINT FAC SF		0	0	0	0	0	0	0	0	0
21410	VEH MNT SH ORG SF		296	0	85	211	0	0	0	0	0
21420	VEH MNT SH DS SF		122	0	40	82	0	0	0	0	0
+21435	VEH REBUILD FA SF		0	0	0	0	0	0	0	0	0
21456	WASH FAC CENT EA		0	0	1	-1	0	0	0	0	0
+21510	GUN/WPN REPAIR SF		0	0	0	0	0	0	0	0	0
+21610	AMMO MAINT FAC SF		6	0	6	0	0	0	0	0	0
21800	SP PURP MNT SH SF		53	0	26	27	1	0	1	0	0
+21810	PAR/ABN EQP RE SF		0	0	0	0	0	0	0	0	0
+21830	MISC MAINT BLD SF		0	0	0	0	0	0	0	0	0
21900	MNT INST O&R SF		61	0	19	42	0	0	0	0	0

11/07/94
HQRPLANS

STATIONING PROFILE -- PERMANENT ASSETS ONLY
Fort Wainwright -- 02871
FY 2000

Database
Ver 4.20

FCG	FCG DESCRIPTION	UM	BEFORE	BEFORE	BEFORE	BEFORE	BEFORE	BEFORE	TOTAL		
			STATION PERM ASSETS (000)	PLANNED CONST PROJ (000)	STATION PERM ASSETS (000)	STATION PERM -ALLOW (000)	STATION PERM ALLOW (000)	STATION PERM STN NEW CONST (000)		STATION PERM ASSETS USED (000)	STATION PERM NEW CONST (\$000)
75011	MULTIPLE COURT EA		0	0	6	-6	0	0	0	0	
+75012	BASKETBALL CT EA		1	0	1	0	0	0	0	0	
+75018	GEN PURP PLAYG EA		4	0	4	0	0	0	0	0	
75020	BASEBALL FIELD EA		2	0	5	-3	0	0	0	0	
75021	SOFTBALL FIELD EA		3	0	10	-7	0	0	0	0	
75022	FOOTBALL/SOCCE EA		7	0	9	-2	0	0	0	0	
+75027	RUNNING TRACK EA		0	0	0	0	0	0	0	0	
75030	OUTDOOR POOLS EA		0	0	3	-3	0	0	0	0	
+75040	GOLF CS 18H EA		0	0	0	0	0	0	0	0	
+75041	GOLF CS 9H EA		1	0	1	0	0	0	0	0	
+76010	MUSEUM SF		0	0	0	0	0	0	0	0	
+81100	ELEC PWR SOURC KV		43985	0	43985	0	426	426	0	1132	1132
+81121	MISC ELEC PWR KV		52448	0	52448	0	0	0	0	0	0
+81200	ELEC PWR DIST LF		1352	0	1355	-3	33	33	0	1072	1072
+81300	ELEC PWR SUBST KV		15053	0	15053	0	426	426	0	138	138
+82100	HEAT SOURCE MB		0	0	0	0	0	0	0	0	0
+82111	MISC HT PL MB		1019	0	1019	0	0	0	0	0	0
+82200	HEAT DIST LN LF		744	0	744	0	0	0	0	0	0
+83100	SEW/TRMT & DSP KG		4750	0	4750	0	57	57	0	462	462
+83120	MISC SEW TREAT KG		38	0	44	-6	0	0	0	0	0
+83200	WSTWTR COLL SY LF		144	0	144	-1	10	10	0	1535	1535
+84100	W S TRMT KG		11680	0	11680	0	85	85	0	689	689
+84120	W S STOR KG		1120	0	1120	0	73	73	0	329	329
+84127	MISC WTR TREAT KG		0	0	0	0	0	0	0	0	0
+84200	WATER DISTR LF		926	0	926	0	13	13	0	1209	1209
+85100	ROADS SY		468	0	471	-3	40	40	0	3643	3643
+85120	VEHICLE BRIDGE SY		1	0	2	0	0	0	0	0	0
85210	ORG VEH PARK SY		739	0	472	267	23	0	23	0	0
85215	NONORG VEH PAR SY		41	0	451	-410	16	16	0	1449	1449
+86010	RAILROADS MI		7	0	7	0	0	0	0	0	0

TOTALS w/ENL UPH (HQIFS) 22913 22913
TOTALS w/ENL UPH (HQIFS) w/o FH 22913 22913

TOTALS w/ENL UPH (PLNG) 22913 22913
TOTALS w/ENL UPH (PLNG) w/o FH 22913 22913

+ = HQRPLANS/RPLANS Allowances = Total Installation Assets.

Assets/allowances are rounded to the nearest thousand only where UM

11/07/94
 HQRPLANS

STATIONING PROFILE -- PERMANENT ASSETS ONLY
 Fort Wainwright -- 02871
 FY 2000

Database
 Ver 4.20

FCG	DESCRIPTION	UM	BEFORE STATION PLANNED		BEFORE STATION			BEFORE STATION		TOTAL
			PERM ASSETS (000)	CONST PROJ (000)	BEFORE STATION ALLOW (000)	PERM ASSETS -ALLOW (000)	STN ALLOW (000)	STN NEW CONST (000)	PERM ASSETS USED (000)	

is AC, LF, SF, or SY. Actual assets/allowances are shown for all other UM.

New facility construction needed to satisfy stationing allowances is rounded to the nearest thousand only where UM is AC, LF, SF, or SY. Actual new facility construction needed is shown for all other UM.

Family housing assets data for available off-post assets was provided by ACSIM as of July 1994, is included in the data displayed under EEA 71F/FCG 7110F and is also displayed for information only under EEA 71P/FCG 7110P in this report. The planning UEPH capacity of permanent enlisted barracks was also provided by ACSIM as of July 1994 and is displayed under EEA 72S/FCG 7210S in this report.

BEFORE STATION ASSETS include leased family housing, available off-post family housing, commercial sources for utilities and planned construction projects from FY 92 through the FY two years prior to the stationing year. Only construction projects for FY 92-96 that have been reviewed and selected by ACSIM to represent new permanent facilities are included. Planned construction projects for FY 97 and later years are not included for stationing years 1998-2000. Planned construction projects included are also displayed in a separate column. Temporary airfield pavements and all other leased assets are excluded from consideration and are not used to satisfy unit allowances.

11/07/94
HQRPLANS

STATIONING POPULATION SUMMARY
UNITS BASED IN 2000

Database
Ver 4.20

UNIT	UNIT DESCRIPTION	FROM INST	OFF	WOF	ENL	TOTAL MIL	US CIV	OTHER CIV	TOTAL CIV	TOTAL POP
!4UJ01	DEPT OF TRANS	GREEL	0	0	0	0	1	0	1	1
DCNW08	DEFENSE COMSY AGENCY	GREEL	0	0	0	0	22	9	31	31
1699/Y	N. WARFARE TC-FT GREE	GREEL	1	0	32	33	0	0	0	33
W041-A	CTRUSA COLD RGN TEST	GREEL	15	1	62	78	28	0	28	106
W45JAA	CTRNORTHERN WARFARE	GREEL	4	0	59	63	10	0	10	73
W49231	BN USA ARTIC LEC	GREEL	1	0	32	33	0	0	0	33
W4UJ33	GARUSA ALASKA	GREEL	2	2	19	23	0	0	0	23
WGEH33	CO MAINT TMDE	GREEL	0	0	6	6	0	0	0	6
			23	3	210	236	61	9	70	306

11/07/94
HQRPLANS

PROJECTED INSTALLATION POPULATIONS AFTER STATIONING
FY 1994-2000

Database
Ver 4.20

INST NAME	POPULATION#	1994	1995	1996	1997	1998	1999	2000	
GREELY	Total OFF	43	53	42	41	41	41	18	
	Total WOF	3	4	4	4	4	4	1	
	Total ENL	355	417	412	411	411	411	201	
	TOTAL MIL	401	474	458	456	456	456	220	
	Total US CIV	157	237	237	237	237	237	176	
	Total OTH CIV	104	104	104	104	104	104	95	
	TOTAL CIV	261	341	341	341	341	341	271	
	TOTAL POP	662	815	799	797	797	797	491	
	(Students)								
	(PCS OFF)	0	0	0	0	0	0	0	
	(PCS WOF)	0	0	0	0	0	0	0	
	(PCS ENL)	0	0	0	0	0	0	0	
	(PCS US CIV)	0	0	0	0	0	0	0	
(PCS OTH CIV)	0	0	0	0	0	0	0		
(TDY OFF)	5	13	2	1	1	1	0		
(TDY WOF)	0	0	0	0	0	0	0		
(TDY ENL)	36	38	33	32	32	32	0		
(TDY US CIV)	0	0	0	0	0	0	0		
(TDY OTH CIV)	0	0	0	0	0	0	0		
(Trainees)	0	0	0	0	0	0	0		
WAINWRIGHT	Total OFF	397	393	395	395	395	396	419	
	Total WOF	107	110	117	117	117	118	121	
	Total ENL	3867	3960	3991	3991	3991	4012	4222	
	TOTAL MIL	4371	4463	4503	4503	4503	4526	4762	
	Total US CIV	881	858	858	858	858	858	919	
	Total OTH CIV	476	476	476	476	476	476	485	
	TOTAL CIV	1357	1334	1334	1334	1334	1334	1404	
	TOTAL POP	5728	5797	5837	5837	5837	5860	6166	
	(Students)								
	(PCS OFF)	0	0	0	0	0	0	0	
	(PCS WOF)	0	0	0	0	0	0	0	
	(PCS ENL)	0	0	0	0	0	0	0	
	(PCS US CIV)	0	0	0	0	0	0	0	
(PCS OTH CIV)	0	0	0	0	0	0	0		
(TDY OFF)	0	0	0	0	0	0	1		
(TDY WOF)	0	0	0	0	0	0	0		
(TDY ENL)	0	0	0	0	0	0	32		
(TDY US CIV)	0	0	0	0	0	0	0		
(TDY OTH CIV)	0	0	0	0	0	0	0		
(Trainees)	0	0	0	0	0	0	0		

= Students and trainees are included in installation total populations,
i.e., PCS enlisted students are included in the total enlisted

11/07/94
HORPLANS

PROJECTED INSTALLATION POPULATIONS AFTER STATIONING
FY 1994-2000

Database
Ver 4.20

INST NAME POPULATION# 1994 1995 1996 1997 1998 1999 2000

population.

US CIV population includes all US Civil Service authorizations or their equivalent.

11/07/94
HQRPLANS

STATIONING PROFILE -- PERMANENT ASSETS ONLY
Fort Wainwright -- 02871
FY 2000

Database
Ver 4.20

FCG	FCG DESCRIPTION	UM	BEFORE STATION PLANNED		BEFORE STATION			BEFORE STATION		TOTAL (\$000)
			PERM ASSETS (000)	CONST PROJ (000)	BEFORE STATION ALLOW (000)	PERM ASSETS -ALLOW (000)	STN ALLOW (000)	STN NEW CONST (000)	PERM ASSETS USED (000)	
11110	FW RUNWAYS	SY	520	0	42	479	0	0	0	0
11120	RW RUNWAYS	SY	17	0	4	13	4	0	4	0
11210	STD TWY	SY	291	0	34	257	6	0	6	0
11310	AC PA FW	SY	198	0	6	192	0	0	0	0
11320	AC PA RW	SY	98	0	187	-90	18	18	0	1946
11330	AC MAINT APRON	SY	0	0	29	-29	3	3	0	292
11340	HGR ACCESS APR	SY	283	0	10	273	3	0	3	0
11350	AC RWY HLD AP	SY	0	0	8	-8	0	0	0	0
11370	A/C WASH APRON	SY	0	0	4	-4	1	1	0	106
11380	AC LOADING APR	SY	39	0	7	32	7	0	7	0
11610	COMP SWING BAS	SY	0	0	2	-2	0	0	0	0
14110	AF OPS BLDG	SF	7	0	9	-1	9	1	0	584
14112	AV UNIT OPS BL	SF	0	0	16	-16	1	1	0	448
14182	BDE HQ BLDG	SF	14	0	10	4	0	0	0	0
14183	BN HQ BLDG	SF	102	0	92	10	0	0	0	0
14185	CO HQ BLDG	SF	261	0	147	114	0	0	0	0
+14310	MISC SHIP OPS	SF	0	0	0	0	0	0	0	0
+15110	PIERS/WHARFS	FB	0	0	0	0	0	0	0	0
+15310	CARGO STG AREA	SY	0	0	0	0	0	0	0	0
+17112	FLIGHT SIM BLDG	SF	10	0	10	0	0	0	0	0
17115	BAND TRAIN FAC	SF	20	0	8	12	0	0	0	0
17120	GEN INST BLDGS	SF	12	12	0	12	14	2	12	597
17121	INDOOR FIRE RG	SF	0	0	10	-10	0	0	0	91
17130	APPL INST BLDG	SF	0	0	0	0	1	1	0	184
+17140	AR CENTER	SF	0	0	0	0	0	0	0	0
+17142	NG CENTER	SF	0	0	0	0	0	0	0	0
17160	TASC	SF	0	0	17	-17	0	0	0	94
+17182	TRGT MOV SIM B	SF	0	0	0	0	0	0	0	0
17901	BSC 25M FIRE R	EA	0	0	.21	-.21	0	0	0	0
17902	FLD FIRING RG	EA	1	0	.21	.79	0	0	0	0
17903	RECORD FIRE RG	EA	2	0	.21	1.79	0	0	0	0
+17904	NIGHT FIRE RG	EA	0	0	0	0	0	0	0	0
+17906	KNOWN DIST RG	EA	1	0	1	0	0	0	0	0
17907	SNIPER TRNG FL	EA	0	0	.08	-.08	0	0	0	0
+17908	TGT DETECT RG	EA	1	0	1	0	0	0	0	0
17909	MACHGUN 10M RG	EA	0	0	.24	-.24	0	0	0	0
17910	MACHGUN TRAN R	EA	1	0	.24	.76	0	0	0	0
17912	APC FIRING RG	EA	0	0	.05	-.05	0	0	0	0
+17913	HD GR FAMILIAR	EA	1	0	1	0	0	0	0	0
+17916	HD GR CONFIDEN	EA	0	0	0	0	0	0	0	0
17917	GR LAUNCHER RG	EA	0	0	.36	-.36	0	0	0	0

11/07/94
HQRPLANS

STATIONING PROFILE -- PERMANENT ASSETS ONLY
Fort Wainwright -- 02871
FY 2000

Database
Ver 4.20

FCG	FCG DESCRIPTION	UM	BEFORE STATION PLANNED		BEFORE STATION			BEFORE STATION		TOTAL (\$000)	
			PERM ASSETS (000)	CONST PROJ (000)	BEFORE STATION ALLOW (000)	PERM ASSETS -ALLOW (000)	STN ALLOW (000)	STN NEW CONST (000)	PERM ASSETS USED (000)		NEW CONST (\$000)
71100	FAMILY HOUSING SF		5650	0	3922	1728	231	0	231	0	0
7110F	FAMILY HOUSING FA		3320	0	2905	415	172	0	172	0	0
7110P	OFF POST HSG FA		1144	0	0	1144	0	0	0	0	0
72100	ENL UPH SF		806	0	643	163	29	0	29	0	0
7210P	ENL UPH (HQIFS PN		3031	0	1658	1373	75	0	75	0	0
7210S	ENL UPH (PLNG) PN		3120	0	1658	1462	75	0	75	0	0
72114	EN BKS AT/MOB SF		0	0	0	0	0	0	0	0	0
7211P	EN BKS AT/MOB PN		0	0	0	0	0	0	0	0	0
72170	SR ENL QTRS SF		81	0	23	58	5	0	5	0	0
7217P	SR ENL QTRS PN		168	0	59	109	13	0	13	0	0
72181	ENL BKS TRaine SF		0	0	0	0	0	0	0	0	0
7218P	ENL BKS TRaine PN		0	0	0	0	0	0	0	0	0
72200	UPH DINE FAC SF		62	0	17	46	1	0	1	0	0
72400	OFF UPH SF		183	0	73	110	2	0	2	0	0
7240P	OFF UPH PN		212	0	109	103	2	0	2	0	0
+73010	FIRE STATION SF		14	0	14	0	0	0	0	0	0
+73015	CONFINEMENT FA SF		0	0	0	0	0	0	0	0	0
73020	CHAPEL CTR FAC SF		37	11	43	-6	2	2	0	821	821
+73028	DRUG ABUSE CTR SF		0	0	0	0	0	0	0	0	0
+73030	LNDRY/DRYCL FA SF		33	0	33	0	0	0	0	0	0
+73048	DEPN GR SCH SF		0	0	0	0	0	0	0	0	0
+73049	DEPN HIGH SCH SF		0	0	0	0	0	0	0	0	0
+73073	POST OFFICE SF		0	0	4	-4	0	0	0	0	0
74006	BANK SF		0	0	5	-5	0	0	0	54	54
74010	AUDTH GEN PURP SF		10	0	23	-13	1	1	0	336	336
74011	BOWLING CTR SF		33	0	22	11	1	0	1	0	0
74014	CHILD SPT CTR SF		41	0	38	2	2	0	2	0	0
74021	COMMISSARY SF		124	0	42	82	1	0	1	0	0
74022	SKILL DEV CTR SF		8	0	15	-7	0	0	0	108	108
74024	SKILL CTR AUTO SF		17	0	9	8	0	0	0	0	0
74025	ACES FACILITY SF		13	0	16	-3	0	0	0	87	87
74028	PHYS FIT CTR SF		98	0	47	51	2	0	2	0	0
74032	TRANS HSG FAC SF		0	0	4	-4	0	0	0	33	33
74033	COMMUNITY CTR SF		5	0	7	-2	0	0	0	46	46
74041	LIBRARY CTR SF		9	0	16	-7	1	1	0	260	260
74046	OPEN DINING FA SF		54	0	29	26	2	0	2	0	0
74052	EXCH SVC STA SF		5	0	5	-1	0	0	0	107	107
74053	EXCH MAIN RETL SF		111	0	59	52	1	0	1	0	0
74064	REST/CAFE SF		4	0	8	-4	0	0	0	101	101
74066	YOUTH CENTER SF		22	0	17	5	1	0	1	0	0
74069	RECREATION BLD SF		13	0	53	-40	2	2	0	722	722
75010	TENNIS COURTS EA		6	0	10	-4	0	0	0	0	0



THE ARMY BASING STUDY

**BRAC 95
ALTERNATIVE
DOCUMENTATION
SET**

**ALTERNATIVE NO.
MT4-2-3**

SECTION IV

COBRA MODEL INPUT DATA

INPUT DATA REPORT (COBRA v5.08)
 Data As Of 16:38 09/27/1994, Report Created 11:25 02/21/1995

Department : ARMY
 Option Package : MT4-2-3
 Scenario File : C:\COBRA\95DATA\MT4-2-3.CBR
 Std Fctrs File : C:\COBRA\SF7DEC.SFF

INPUT SCREEN ONE - GENERAL SCENARIO INFORMATION

Model Year One : FY 1996

Model does Time-Phasing of Construction/Shutdown: Yes

Base Name	Strategy:
-----	-----
BASE X, US	Realignment
FT GREELY, AK	Deactivates in FY 1998
FT WAINWRIGHT, AK	Realignment

Summary:

 Realign Ft. Greely:
 (1) Relocate Cold Regions Test Activity (CRTA) and Northern Warfare Training Center (NWTC) to Ft Wainwright.
 (2) "Safari" from Ft Wainwright as missions dictate.
 (3) No RC requirements for enclave.
 (4) Garrison at Greely will inactivate, but small garrison activity will remain (73-man).

INPUT SCREEN TWO - DISTANCE TABLE

From Base:	To Base:	Distance:
-----	-----	-----
BASE X, US	FT GREELY, AK	1,340 mi
FT GREELY, AK	FT WAINWRIGHT, AK	107 mi

INPUT SCREEN THREE - MOVEMENT TABLE

Transfers from FT GREELY, AK to BASE X, US

	1996	1997	1998	1999	2000	2001
	----	----	----	----	----	----
Officer Positions:	0	0	9	0	0	0
Enlisted Positions:	0	0	43	0	0	0
Civilian Positions:	0	0	0	0	0	0
Student Positions:	0	0	0	0	0	0
Missn Eqpt (tons):	0	0	0	0	0	0
Suppt Eqpt (tons):	0	0	0	0	0	0
Mil Light Vehic (tons):	0	0	0	0	0	0
Heavy/Spec Vehic (tons):	0	0	0	0	0	0

Transfers from FT GREELY, AK to FT WAINWRIGHT, AK

	1996	1997	1998	1999	2000	2001
	----	----	----	----	----	----
Officer Positions:	0	0	23	0	0	0
Enlisted Positions:	0	0	149	0	0	0
Civilian Positions:	0	0	56	0	0	0
Student Positions:	0	0	33	0	0	0
Missn Eqpt (tons):	0	0	100	0	0	0
Suppt Eqpt (tons):	0	0	0	0	0	0
Mil Light Vehic (tons):	0	0	0	0	0	0
Heavy/Spec Vehic (tons):	0	0	0	0	0	0

Department : ARMY
 Option Package : MT4-2-3
 Scenario File : C:\COBRA\95DATA\MT4-2-3.CBR
 Std Fctrs File : C:\COBRA\SF7DEC.SFF

INPUT SCREEN FOUR - STATIC BASE INFORMATION

Name: BASE X, US

Total Officer Employees:	752	RPMA Non-Payroll (\$K/Year):	11,891
Total Enlisted Employees:	4,208	Communications (\$K/Year):	1,514
Total Student Employees:	1,121	BOS Non-Payroll (\$K/Year):	29,982
Total Civilian Employees:	2,709	BOS Payroll (\$K/Year):	21,877
Mil Families Living On Base:	55.0%	Family Housing (\$K/Year):	8,151
Civilians Not Willing To Move:	6.0%	Area Cost Factor:	1.09
Officer Housing Units Avail:	0	CHAMPUS In-Pat (\$/Visit):	0
Enlisted Housing Units Avail:	0	CHAMPUS Out-Pat (\$/Visit):	0
Total Base Facilities(KSF):	6,091	CHAMPUS Shift to Medicare:	0.0%
Officer VHA (\$/Month):	178	Activity Code:	BASEX
Enlisted VHA (\$/Month):	132		
Per Diem Rate (\$/Day):	101	Homeowner Assistance Program:	No
Freight Cost (\$/Ton/Mile):	0.07	Unique Activity Information:	No

Name: FT GREELY, AK

Total Officer Employees:	44	RPMA Non-Payroll (\$K/Year):	2,962
Total Enlisted Employees:	379	Communications (\$K/Year):	73
Total Student Employees:	35	BOS Non-Payroll (\$K/Year):	6,079
Total Civilian Employees:	237	BOS Payroll (\$K/Year):	4,776
Mil Families Living On Base:	100.0%	Family Housing (\$K/Year):	5,210
Civilians Not Willing To Move:	6.0%	Area Cost Factor:	2.17
Officer Housing Units Avail:	0	CHAMPUS In-Pat (\$/Visit):	0
Enlisted Housing Units Avail:	0	CHAMPUS Out-Pat (\$/Visit):	0
Total Base Facilities(KSF):	1,032	CHAMPUS Shift to Medicare:	0.0%
Officer VHA (\$/Month):	385	Activity Code:	02341
Enlisted VHA (\$/Month):	376		
Per Diem Rate (\$/Day):	137	Homeowner Assistance Program:	No
Freight Cost (\$/Ton/Mile):	0.07	Unique Activity Information:	No

Name: FT WAINWRIGHT, AK

Total Officer Employees:	512	RPMA Non-Payroll (\$K/Year):	13,592
Total Enlisted Employees:	3,991	Communications (\$K/Year):	121
Total Student Employees:	0	BOS Non-Payroll (\$K/Year):	23,826
Total Civilian Employees:	858	BOS Payroll (\$K/Year):	18,721
Mil Families Living On Base:	84.5%	Family Housing (\$K/Year):	16,758
Civilians Not Willing To Move:	6.0%	Area Cost Factor:	1.97
Officer Housing Units Avail:	0	CHAMPUS In-Pat (\$/Visit):	0
Enlisted Housing Units Avail:	0	CHAMPUS Out-Pat (\$/Visit):	0
Total Base Facilities(KSF):	5,768	CHAMPUS Shift to Medicare:	0.0%
Officer VHA (\$/Month):	385	Activity Code:	02871
Enlisted VHA (\$/Month):	376		
Per Diem Rate (\$/Day):	137	Homeowner Assistance Program:	No
Freight Cost (\$/Ton/Mile):	0.07	Unique Activity Information:	No

Department : ARMY
 Option Package : MT4-2-3
 Scenario File : C:\COBRA\95DATA\MT4-2-3.CBR
 Std Fctrs File : C:\COBRA\SF7DEC.SFF

INPUT SCREEN FIVE - DYNAMIC BASE INFORMATION

Name: BASE X, US

	1996	1997	1998	1999	2000	2001
1-Time Unique Cost (\$K):	0	0	0	0	0	0
1-Time Unique Save (\$K):	0	0	0	0	0	0
1-Time Moving Cost (\$K):	0	0	0	0	0	0
1-Time Moving Save (\$K):	0	0	0	0	0	0
Env Non-MilCon Reqd(\$K):	0	0	0	0	0	0
Activ Mission Cost (\$K):	0	0	0	1,123	1,123	1,123
Activ Mission Save (\$K):	0	0	0	0	0	0
Misc Recurring Cost(\$K):	0	0	0	0	0	0
Misc Recurring Save(\$K):	0	0	0	0	0	0
Land (+Buy/-Sales) (\$K):	0	0	0	0	0	0
Construction Schedule(%):	0%	0%	0%	0%	0%	0%
Shutdown Schedule (%):	0%	0%	0%	0%	0%	0%
MilCon Cost Avoidnc(\$K):	0	0	0	0	0	0
Fam Housing Avoidnc(\$K):	0	0	0	0	0	0
Procurement Avoidnc(\$K):	0	0	0	0	0	0
CHAMPUS In-Patients/Yr:	0	0	0	0	0	0
CHAMPUS Out-Patients/Yr:	0	0	0	0	0	0
Facil ShutDown(KSF):	0					0.0%
						Perc Family Housing ShutDown:

Name: FT GREELY, AK

	1996	1997	1998	1999	2000	2001
1-Time Unique Cost (\$K):	0	0	1,000	0	0	0
1-Time Unique Save (\$K):	0	0	0	0	0	0
1-Time Moving Cost (\$K):	0	0	0	0	0	0
1-Time Moving Save (\$K):	0	0	0	0	0	0
Env Non-MilCon Reqd(\$K):	0	0	0	0	0	0
Activ Mission Cost (\$K):	0	0	0	0	0	0
Activ Mission Save (\$K):	0	0	0	0	0	0
Misc Recurring Cost(\$K):	0	0	0	0	0	0
Misc Recurring Save(\$K):	0	0	0	0	0	0
Land (+Buy/-Sales) (\$K):	0	0	0	0	0	0
Construction Schedule(%):	0%	0%	0%	0%	0%	0%
Shutdown Schedule (%):	0%	0%	100%	0%	0%	0%
MilCon Cost Avoidnc(\$K):	0	0	0	0	0	0
Fam Housing Avoidnc(\$K):	0	0	0	0	0	0
Procurement Avoidnc(\$K):	0	0	0	0	0	0
CHAMPUS In-Patients/Yr:	0	0	0	0	0	0
CHAMPUS Out-Patients/Yr:	0	0	0	0	0	0
Facil ShutDown(KSF):	775					100.0%
						Perc Family Housing ShutDown:

Name: FT WAINWRIGHT, AK

	1996	1997	1998	1999	2000	2001
1-Time Unique Cost (\$K):	0	0	0	0	0	0
1-Time Unique Save (\$K):	0	0	0	0	0	0
1-Time Moving Cost (\$K):	0	0	0	0	0	0
1-Time Moving Save (\$K):	0	0	0	0	0	0
Env Non-MilCon Reqd(\$K):	0	0	0	0	0	0
Activ Mission Cost (\$K):	0	0	0	0	0	0
Activ Mission Save (\$K):	0	0	0	0	0	0
Misc Recurring Cost(\$K):	0	0	0	0	0	0
Misc Recurring Save(\$K):	0	0	0	0	0	0
Land (+Buy/-Sales) (\$K):	0	0	0	0	0	0
Construction Schedule(%):	0%	0%	0%	0%	0%	0%
Shutdown Schedule (%):	0%	0%	0%	0%	0%	0%
MilCon Cost Avoidnc(\$K):	0	0	0	0	0	0
Fam Housing Avoidnc(\$K):	0	0	0	0	0	0
Procurement Avoidnc(\$K):	0	0	0	0	0	0
CHAMPUS In-Patients/Yr:	0	0	0	0	0	0
CHAMPUS Out-Patients/Yr:	0	0	0	0	0	0
Facil ShutDown(KSF):	0					0.0%
						Perc Family Housing ShutDown:

Department : ARMY
 Option Package : MT4-2-3
 Scenario File : C:\COBRA\95DATA\MT4-2-3.CBR
 Std Fctrs File : C:\COBRA\SF7DEC.SFF

INPUT SCREEN SIX - BASE PERSONNEL INFORMATION

Name: FT GREELY, AK

	1996	1997	1998	1999	2000	2001
Off Force Struc Change:	0	-1	-1	0	0	0
Enl Force Struc Change:	0	-1	-28	0	0	0
Civ Force Struc Change:	0	0	0	0	0	0
Stu Force Struc Change:	0	-2	0	0	0	0
Off Scenario Change:	0	0	-9	0	0	0
Enl Scenario Change:	0	0	-141	0	0	0
Civ Scenario Change:	0	0	-126	0	0	0
Off Change(No Sal Save):	0	0	0	0	0	0
Enl Change(No Sal Save):	0	0	0	0	0	0
Civ Change(No Sal Save):	0	0	0	0	0	0
Caretakers - Military:	0	0	0	0	0	0
Caretakers - Civilian:	0	0	0	0	0	0

INPUT SCREEN SIX - BASE PERSONNEL INFORMATION

Name: FT WAINWRIGHT, AK

	1996	1997	1998	1999	2000	2001
Off Force Struc Change:	0	0	0	2	0	0
Enl Force Struc Change:	0	0	0	21	0	0
Civ Force Struc Change:	0	0	0	0	0	0
Stu Force Struc Change:	0	0	0	0	0	0
Off Scenario Change:	0	0	0	0	0	0
Enl Scenario Change:	0	0	0	0	0	0
Civ Scenario Change:	0	0	0	0	0	0
Off Change(No Sal Save):	0	0	0	0	0	0
Enl Change(No Sal Save):	0	0	0	0	0	0
Civ Change(No Sal Save):	0	0	0	0	0	0
Caretakers - Military:	0	0	0	0	0	0
Caretakers - Civilian:	0	0	0	0	0	0

INPUT SCREEN SEVEN - BASE MILITARY CONSTRUCTION INFORMATION

Name: FT WAINWRIGHT, AK

Description	Categ	New MilCon	Rehab MilCon	Total Cost(\$K)
AVIATION MAINT	AIROP	13,000	0	0
R & D	RDT&E	17,000	0	0

STANDARD FACTORS SCREEN ONE - PERSONNEL

Percent Officers Married:	77.00%	Civ Early Retire Pay Factor:	9.00%
Percent Enlisted Married:	58.50%	Priority Placement Service:	60.00%
Enlisted Housing MilCon:	91.00%	PPS Actions Involving PCS:	50.00%
Officer Salary(\$/Year):	67,948.00	Civilian PCS Costs (\$):	28,800.00
Off BAQ with Dependents(\$):	7,717.00	Civilian New Hire Cost(\$):	1,109.00
Enlisted Salary(\$/Year):	30,860.00	Nat Median Home Price(\$):	114,600.00
Enl BAQ with Dependents(\$):	5,223.00	Home Sale Reimburse Rate:	10.00%
Avg Unemploy Cost(\$/Week):	174.00	Max Home Sale Reimburs(\$):	22,385.00
Unemployment Eligibility(Weeks):	18	Home Purch Reimburse Rate:	5.00%
Civilian Salary(\$/Year):	45,998.00	Max Home Purch Reimburs(\$):	11,191.00
Civilian Turnover Rate:	15.00%	Civilian Homeowning Rate:	64.00%
Civilian Early Retire Rate:	10.00%	HAP Home Value Reimburse Rate:	22.90%
Civilian Regular Retire Rate:	5.00%	HAP Homeowner Receiving Rate:	5.00%
Civilian RIF Pay Factor:	39.00%	RSE Home Value Reimburse Rate:	19.00%
SF File Desc:	SF7DEC.SFF	RSE Homeowner Receiving Rate:	12.00%

Department : ARMY
 Option Package : MT4-2-3
 Scenario File : C:\COBRA\95DATA\MT4-2-3.CBR
 Std Fctrs File : C:\COBRA\SF7DEC.SFF

STANDARD FACTORS SCREEN TWO - FACILITIES

RPMA Building SF Cost Index: 0.93	Rehab vs. New MilCon Cost: 59.00%
BOS Index (RPMA vs population): 0.54	Info Management Account: 15.00%
(Indices are used as exponents)	MilCon Design Rate: 10.00%
Program Management Factor: 10.00%	MilCon SIOH Rate: 6.00%
Carotaker Admin(SF/Care): 162.00	MilCon Contingency Plan Rate: 7.00%
Mothball Cost (\$/SF): 1.25	MilCon Site Preparation Rate: 24.00%
Avg Bachelor Quarters(SF): 388.00	Discount Rate for NPV.RPT/ROI: 2.75%
Avg Family Quarters(SF): 1,819.00	Inflation Rate for NPV.RPT/ROI: 0.00%
APPDET.RPT Inflation Rates:	
1996: 2.90% 1997: 3.00% 1998: 3.00%	1999: 3.00% 2000: 3.00% 2001: 3.00%

STANDARD FACTORS SCREEN THREE - TRANSPORTATION

Material/Assigned Person(Lb): 710	Equip Pack & Crate(\$/Ton): 284.00
HHG Per Off Family (Lb): 14,500.00	Mil Light Vehicle(\$/Mile): 0.09
HHG Per Enl Family (Lb): 9,000.00	Heavy/Spec Vehicle(\$/Mile): 0.09
HHG Per Mil Single (Lb): 6,400.00	POV Reimbursement(\$/Mile): 0.18
HHG Per Civilian (Lb): 18,000.00	Avg Mil Tour Length (Years): 2.90
Total HHG Cost (\$/100Lb): 35.00	Routine PCS(\$/Pers/Tour): 4,665.00
Air Transport (\$/Pass Mile): 0.20	One-Time Off PCS Cost(\$): 6,134.00
Misc Exp (\$/Direct Employ): 700.00	One-Time Enl PCS Cost(\$): 4,381.00

STANDARD FACTORS SCREEN FOUR - MILITARY CONSTRUCTION

Category	UM	\$/UM	Category	UM	\$/UM
Horizontal	(SY)	38	APPLIED INSTR	(SF)	114
Waterfront	(LF)	0	LABS (RDT&E)	(SF)	175
Air Operations	(SF)	130	CHILD CARE CENTER	(SF)	120
Operational	(SF)	119	PRODUCTION FAC	(SF)	100
Administrative	(SF)	106	PHYSICAL FITNESS FAC	(SF)	128
School Buildings	(SF)	104	2+2 BACHQ	(EA)	19,140
Maintenance Shops	(SF)	108	Optional Category G	()	0
Bachelor Quarters	(EA)	46,227	Optional Category H	()	0
Family Quarters	(EA)	96,040	Optional Category I	()	0
Covered Storage	(SF)	60	Optional Category J	()	0
Dining Facilities	(SF)	180	Optional Category K	()	0
Recreation Facilities	(SF)	0	Optional Category L	()	0
Communications Facil	(SF)	0	Optional Category M	()	0
Shipyards Maintenance	(SF)	0	Optional Category N	()	0
RDT & E Facilities	(SF)	139	Optional Category O	()	0
POL Storage	(BL)	0	Optional Category P	()	0
Ammunition Storage	(SF)	0	Optional Category Q	()	0
Medical Facilities	(SF)	0	Optional Category R	()	0
Environmental	()	0			

Department : ARMY
Option Package : MT4-2-3
Scenario File : C:\COBRA\95DATA\MT4-2-3.CBR
Std Fctrs File : C:\COBRA\SF7DEC.SFF

EXPLANATORY NOTES (INPUT SCREEN NINE)

- (1) Change from MT 4-2-2 reflects "safari" costs from FWA to FGA.
- (2) An estimate of \$1,000,000 for a 1-time unique cost is for the re-routing of electrical and communications requirements.
- (3) Square footage needed to support CRTA (143,400):
 - (a) 108,000 SF in cantonement area
 - (b) 30,000 SF Allen Army Airfield
 - (c) 5,400 SF at Beals Range
- (4) Square footage needed to support NWTC (113,746):
 - (a) 74,688 SF at main post
 - (b) 39,058 SF at Black Rapids
- (5) Safari cost = \$1.123 million annual mission cost.
- (6) Screen Three "mission equipment" of 100 tons is an estimate with no supporting document.



THE ARMY BASING STUDY

**BRAC 95
ALTERNATIVE
DOCUMENTATION
SET**

**ALTERNATIVE NO.
MT4-2-3**

SECTION V

COBRA MODEL OUTPUT

Department : ARMY
 Option Package : MT4-2-3
 Scenario File : C:\COBRA\95DATA\MT4-2-3.CBR
 Std Fctrs File : C:\COBRA\SF7DEC.SFF

Starting Year : 1996
 Final Year : 1998
 ROI Year : 1999 (1 Year)

NPV in 2015(\$K): -224,751
 1-Time Cost(\$K): 22,732

	Constant Dollars						Total	Beyond
	1996	1997	1998	1999	2000	2001		
MilCon	1,094	12,136	0	0	0	0	13,230	0
Person	0	0	-3,070	-9,450	-9,450	-9,450	-31,421	-9,450
Overhd	920	690	-2,861	-10,648	-10,648	-10,648	-33,196	-10,648
Moving	0	0	3,383	0	0	0	3,383	0
Missio	0	0	0	1,123	1,123	1,123	3,369	1,123
Other	0	0	1,660	0	0	0	1,660	0
TOTAL	2,014	12,826	-887	-18,976	-18,976	-18,976	-42,974	-18,976

	1996	1997	1998	1999	2000	2001	Total
POSITIONS ELIMINATED							
Off	0	0	9	0	0	0	9
Enl	0	0	141	0	0	0	141
Civ	0	0	126	0	0	0	126
TOT	0	0	276	0	0	0	276

	1996	1997	1998	1999	2000	2001	Total
POSITIONS REALIGNED							
Off	0	0	32	0	0	0	32
Enl	0	0	192	0	0	0	192
Stu	0	0	33	0	0	0	33
Civ	0	0	56	0	0	0	56
TOT	0	0	313	0	0	0	313

Summary:

 Realign Ft. Greely:

- (1) Relocate Cold Regions Test Activity (CRTA) and Northern Warfare Training Center (NWTC) to Ft Wainwright.
- (2) "Safari" from Ft Wainwright as missions dictate.
- (3) No RC requirements for enclave.
- (4) Garrison at Greely will inactivate, but small garrison activity will remain (73-man).

Department : ARMY
 Option Package : MT4-2-3
 Scenario File : C:\COBRA\95DATA\MT4-2-3.CBR
 Std Fctrs File : C:\COBRA\SF7DEC.SFF

Costs (\$K)	Constant Dollars						Total	Beyond
	1996	1997	1998	1999	2000	2001		
MilCon	1,094	12,136	0	0	0	0	13,230	0
Person	0	0	2,309	1,308	1,308	1,308	6,234	1,308
Overhd	920	690	2,275	789	789	789	6,252	789
Moving	0	0	3,744	0	0	0	3,744	0
Missio	0	0	0	1,123	1,123	1,123	3,369	1,123
Other	0	0	1,660	0	0	0	1,660	0
TOTAL	2,014	12,826	9,988	3,220	3,220	3,220	34,489	3,220

Savings (\$K)	Constant Dollars						Total	Beyond
	1996	1997	1998	1999	2000	2001		
MilCon	0	0	0	0	0	0	0	0
Person	0	0	5,379	10,758	10,758	10,758	37,655	10,758
Overhd	0	0	5,136	11,437	11,437	11,437	39,448	11,437
Moving	0	0	360	0	0	0	360	0
Missio	0	0	0	0	0	0	0	0
Other	0	0	0	0	0	0	0	0
TOTAL	0	0	10,876	22,196	22,196	22,196	77,463	22,196

NET PRESENT VALUES REPORT (COBRA v5.08)
 Data As Of 16:38 09/27/1994, Report Created 11:25 02/21/1995

Department : ARMY
 Option Package : MT4-2-3
 Scenario File : C:\COBRA\95DATA\MT4-2-3.CBR
 Std Fctrs File : C:\COBRA\SF7DEC.SFF

Year	Cost(\$)	Adjusted Cost(\$)	NPV(\$)
-----	-----	-----	-----
1996	2,013,806	1,986,674	1,986,674
1997	12,826,259	12,314,797	14,301,472
1998	-887,032	-828,866	13,472,605
1999	-18,975,695	-17,256,841	-3,784,235
2000	-18,975,695	-16,794,979	-20,579,214
2001	-18,975,695	-16,345,478	-36,924,693
2002	-18,975,695	-15,908,008	-52,832,701
2003	-18,975,695	-15,482,246	-68,314,947
2004	-18,975,695	-15,067,880	-83,382,827
2005	-18,975,695	-14,664,603	-98,047,430
2006	-18,975,695	-14,272,120	-112,319,550
2007	-18,975,695	-13,890,141	-126,209,691
2008	-18,975,695	-13,518,385	-139,728,076
2009	-18,975,695	-13,156,579	-152,884,656
2010	-18,975,695	-12,804,457	-165,689,112
2011	-18,975,695	-12,461,758	-178,150,871
2012	-18,975,695	-12,128,232	-190,279,103
2013	-18,975,695	-11,803,632	-202,082,735
2014	-18,975,695	-11,487,720	-213,570,455
2015	-18,975,695	-11,180,263	-224,750,718

TOTAL ONE-TIME COST REPORT (COBRA v5.08) - Page 1/4
 Data As Of 16:38 09/27/1994, Report Created 11:25 02/21/1995

Department : ARMY
 Option Package : MT4-2-3
 Scenario File : C:\COBRA\95DATA\MT4-2-3.CBR
 Std Fctrs File : C:\COBRA\SF7DEC.SFF

(All values in Dollars)

Category	Cost	Sub-Total
-----	----	-----
Construction		
Military Construction	12,032,506	
Family Housing Construction	0	
Information Management Account	1,197,661	
Land Purchases	0	
Total - Construction		13,230,167
Personnel		
Civilian RIF	197,331	
Civilian Early Retirement	78,656	
Civilian New Hires	17,744	
Eliminated Military PCS	672,927	
Unemployment	34,452	
Total - Personnel		1,001,111
Overhead		
Program Planning Support	2,127,365	
Mothball / Shutdown	968,750	
Total - Overhead		3,096,115
Moving		
Civilian Moving	1,643,431	
Civilian PPS	1,094,400	
Military Moving	900,609	
Freight	105,336	
One-Time Moving Costs	0	
Total - Moving		3,743,776
Other		
HAP / RSE	660,436	
Environmental Mitigation Costs	0	
One-Time Unique Costs	1,000,000	
Total - Other		1,660,436
Total One-Time Costs		22,731,605

One-Time Savings		
Military Construction Cost Avoidances	0	
Family Housing Cost Avoidances	0	
Military Moving	360,331	
Land Sales	0	
One-Time Moving Savings	0	
Environmental Mitigation Savings	0	
One-Time Unique Savings	0	
Total One-Time Savings		360,331
Total Net One-Time Costs		22,371,274

Department : ARMY
 Option Package : MT4-2-3
 Scenario File : C:\COBRA\95DATA\MT4-2-3.CBR
 Std Fctrs File : C:\COBRA\SF7DEC.SFF

Base: BASE X, US
 (All values in Dollars)

Category	Cost	Sub-Total
Construction		
Military Construction	0	
Family Housing Construction	0	
Information Management Account	0	
Land Purchases	0	
Total - Construction		0
Personnel		
Civilian RIF	0	
Civilian Early Retirement	0	
Civilian New Hires	0	
Eliminated Military PCS	0	
Unemployment	0	
Total - Personnel		0
Overhead		
Program Planning Support	0	
Mothball / Shutdown	0	
Total - Overhead		0
Moving		
Civilian Moving	0	
Civilian PPS	0	
Military Moving	0	
Freight	0	
One-Time Moving Costs	0	
Total - Moving		0
Other		
HAP / RSE	0	
Environmental Mitigation Costs	0	
One-Time Unique Costs	0	
Total - Other		0

Total One-Time Costs		0
One-Time Savings		
Military Construction Cost Avoidances	0	
Family Housing Cost Avoidances	0	
Military Moving	0	
Land Sales	0	
One-Time Moving Savings	0	
Environmental Mitigation Savings	0	
One-Time Unique Savings	0	

Total One-Time Savings		0

Total Net One-Time Costs		0

Department : ARMY
 Option Package : MT4-2-3
 Scenario File : C:\COBRA\95DATA\MT4-2-3.CBR
 Std Fctrs File : C:\COBRA\SF7DEC.SFF

Base: FT GREELY, AK
 (All values in Dollars)

Category	Cost	Sub-Total
Construction		
Military Construction	0	
Family Housing Construction	0	
Information Management Account	0	
Land Purchases	0	
Total - Construction		0
Personnel		
Civilian RIF	197,331	
Civilian Early Retirement	78,656	
Civilian New Hires	0	
Eliminated Military PCS	672,927	
Unemployment	34,452	
Total - Personnel		983,367
Overhead		
Program Planning Support	2,127,365	
Mothball / Shutdown	968,750	
Total - Overhead		3,096,115
Moving		
Civilian Moving	1,643,431	
Civilian PPS	1,094,400	
Military Moving	900,609	
Freight	105,336	
One-Time Moving Costs	0	
Total - Moving		3,743,776
Other		
HAP / RSE	660,436	
Environmental Mitigation Costs	0	
One-Time Unique Costs	1,000,000	
Total - Other		1,660,436
Total One-Time Costs		9,483,694
One-Time Savings		
Military Construction Cost Avoidances	0	
Family Housing Cost Avoidances	0	
Military Moving	360,331	
Land Sales	0	
One-Time Moving Savings	0	
Environmental Mitigation Savings	0	
One-Time Unique Savings	0	
Total One-Time Savings		360,331
Total Net One-Time Costs		9,123,363

Department : ARMY
 Option Package : MT4-2-3
 Scenario File : C:\COBRA\95DATA\MT4-2-3.CBR
 Std Fctrs File : C:\COBRA\SF7DEC.SFF

Base: FT WAINWRIGHT, AK
 (All values in Dollars)

Category	Cost	Sub-Total
-----	----	-----
Construction		
Military Construction	12,032,506	
Family Housing Construction	0	
Information Management Account	1,197,661	
Land Purchases	0	
Total - Construction		13,230,167
Personnel		
Civilian RIF	0	
Civilian Early Retirement	0	
Civilian New Hires	17,744	
Eliminated Military PCS	0	
Unemployment	0	
Total - Personnel		17,744
Overhead		
Program Planning Support	0	
Mothball / Shutdown	0	
Total - Overhead		0
Moving		
Civilian Moving	0	
Civilian PPS	0	
Military Moving	0	
Freight	0	
One-Time Moving Costs	0	
Total - Moving		0
Other		
HAP / RSE	0	
Environmental Mitigation Costs	0	
One-Time Unique Costs	0	
Total - Other		0

Total One-Time Costs		13,247,911

One-Time Savings		
Military Construction Cost Avoidances	0	
Family Housing Cost Avoidances	0	
Military Moving	0	
Land Sales	0	
One-Time Moving Savings	0	
Environmental Mitigation Savings	0	
One-Time Unique Savings	0	

Total One-Time Savings		0

Total Net One-Time Costs		13,247,911

PERSONNEL, SF, RPMA, AND BOS DELTAS (COBRA v5.0B)
 Data As Of 16:38 09/27/1994, Report Created 11:25 02/21/1995

Department : ARMY
 Option Package : MT4-2-3
 Scenario File : C:\COBRA\95DATA\MT4-2-3.CBR
 Std Fctrs File : C:\COBRA\SF7DEC.SFF

Base	Personnel		SF		
	Change	%Change	Change	%Change	Chg/Per
BASE X	52	1%	0	0%	0
FT GREELY	-589	-89%	-775,000	-75%	1,316
FT WAINWRIGHT	261	5%	30,000	1%	115

Base	RPMA(\$)			BOS(\$)		
	Change	%Change	Chg/Per	Change	%Change	Chg/Per
BASE X	0	0%	0	100,479	0%	1,932
FT GREELY	-2,148,981	-73%	3,648	-4,078,248	-70%	6,924
FT WAINWRIGHT	65,733	0%	252	622,705	3%	2,386

Base	RPMABOS(\$)		
	Change	%Change	Chg/Per
BASE X	100,479	0%	1,932
FT GREELY	-6,227,229	-72%	10,572
FT WAINWRIGHT	688,438	2%	2,638

Department : ARMY
 Option Package : MT4-2-3
 Scenario File : C:\COBRA\95DATA\MT4-2-3.CBR
 Std Fctrs File : C:\COBRA\SF7DEC.SFF

All Costs in \$K

Base Name	Total MilCon	IMA Cost	Land Purch	Cost Avoid	Total Cost
-----	-----	-----	-----	-----	-----
BASE X	0	0	0	0	0
FT GREELY	0	0	0	0	0
FT WAINWRIGHT	12,032	1,198	0	0	13,230
-----	-----	-----	-----	-----	-----
Totals:	12,032	1,198	0	0	13,230

Department : ARMY
 Option Package : MT4-2-3
 Scenario File : C:\COBRA\95DATA\MT4-2-3.CBR
 Std Fctrs File : C:\COBRA\SF7DEC.SFF

MilCon for Base: FT WAINWRIGHT, AK

All Costs in \$K

Description:	MilCon Categ	Using Rehab	Rehab Cost*	New MilCon	New Cost*	Total Cost*
AVIATION MAINT	AIROP	0	0	13,000	5,017	5,017
R & D	RDT&E	0	0	17,000	7,015	7,015

Total Construction Cost:	12,032
+ Info Management Account:	1,198
+ Land Purchases:	0
- Construction Cost Avoid:	0

TOTAL: 13,230

* All MilCon Costs include Design, Site Preparation, Contingency Planning, and SIOH Costs where applicable.

Department : ARMY
 Option Package : MT4-2-3
 Scenario File : C:\COBRA\95DATA\MT4-2-3.CBR
 Std Fctrs File : C:\COBRA\SF7DEC.SFF

	Rate	1996	1997	1998	1999	2000	2001	Total
CIVILIAN POSITIONS REALIGNING OUT		0	0	56	0	0	0	56
Early Retirement*	10.00%	0	0	6	0	0	0	6
Regular Retirement*	5.00%	0	0	3	0	0	0	3
Civilian Turnover*	15.00%	0	0	8	0	0	0	8
Civs Not Moving (RIFs)*+		0	0	3	0	0	0	3
Civilians Moving (the remainder)		0	0	36	0	0	0	36
Civilian Positions Available		0	0	20	0	0	0	20
CIVILIAN POSITIONS ELIMINATED		0	0	126	0	0	0	126
Early Retirement	10.00%	0	0	13	0	0	0	13
Regular Retirement	5.00%	0	0	6	0	0	0	6
Civilian Turnover	15.00%	0	0	19	0	0	0	19
Civs Not Moving (RIFs)*+		0	0	8	0	0	0	8
Priority Placement#	60.00%	0	0	76	0	0	0	76
Civilians Available to Move		0	0	4	0	0	0	4
Civilians Moving		0	0	4	0	0	0	4
Civilian RIFs (the remainder)		0	0	0	0	0	0	0
CIVILIAN POSITIONS REALIGNING IN		0	0	56	0	0	0	56
Civilians Moving		0	0	40	0	0	0	40
New Civilians Hired		0	0	16	0	0	0	16
Other Civilian Additions		0	0	0	0	0	0	0
TOTAL CIVILIAN EARLY RETIRMENTS		0	0	19	0	0	0	19
TOTAL CIVILIAN RIFS		0	0	11	0	0	0	11
TOTAL CIVILIAN PRIORITY PLACEMENTS#		0	0	76	0	0	0	76
TOTAL CIVILIAN NEW HIRES		0	0	16	0	0	0	16

* Early Retirements, Regular Retirements, Civilian Turnover, and Civilians Not Willing to Move are not applicable for moves under fifty miles.

+ The Percentage of Civilians Not Willing to Move (Voluntary RIFs) varies from base to base.

Not all Priority Placements involve a Permanent Change of Station. The rate of PPS placements involving a PCS is 50.00%

Department : ARMY
 Option Package : MT4-2-3
 Scenario File : C:\COBRA\95DATA\MT4-2-3.CBR
 Std Fctrs File : C:\COBRA\SF7DEC.SFF

Base: BASE X, US	Rate	1996	1997	1998	1999	2000	2001	Total
CIVILIAN POSITIONS REALIGNING OUT		0	0	0	0	0	0	0
Early Retirement*	10.00%	0	0	0	0	0	0	0
Regular Retirement*	5.00%	0	0	0	0	0	0	0
Civilian Turnover*	15.00%	0	0	0	0	0	0	0
Civs Not Moving (RIFs)*	6.00%	0	0	0	0	0	0	0
Civilians Moving (the remainder)		0	0	0	0	0	0	0
Civilian Positions Available		0	0	0	0	0	0	0
CIVILIAN POSITIONS ELIMINATED		0	0	0	0	0	0	0
Early Retirement	10.00%	0	0	0	0	0	0	0
Regular Retirement	5.00%	0	0	0	0	0	0	0
Civilian Turnover	15.00%	0	0	0	0	0	0	0
Civs Not Moving (RIFs)*	6.00%	0	0	0	0	0	0	0
Priority Placement#	60.00%	0	0	0	0	0	0	0
Civilians Available to Move		0	0	0	0	0	0	0
Civilians Moving		0	0	0	0	0	0	0
Civilian RIFs (the remainder)		0	0	0	0	0	0	0
CIVILIAN POSITIONS REALIGNING IN		0	0	0	0	0	0	0
Civilians Moving		0	0	0	0	0	0	0
New Civilians Hired		0	0	0	0	0	0	0
Other Civilian Additions		0	0	0	0	0	0	0
TOTAL CIVILIAN EARLY RETIRMENTS		0	0	0	0	0	0	0
TOTAL CIVILIAN RIFS		0	0	0	0	0	0	0
TOTAL CIVILIAN PRIORITY PLACEMENTS#		0	0	0	0	0	0	0
TOTAL CIVILIAN NEW HIRES		0	0	0	0	0	0	0

* Early Retirements, Regular Retirements, Civilian Turnover, and Civilians Not Willing to Move are not applicable for moves under fifty miles.

Not all Priority Placements involve a Permanent Change of Station. The rate of PPS placements involving a PCS is 50.00%

Department : ARMY
 Option Package : MT4-2-3
 Scenario File : C:\COBRA\95DATA\MT4-2-3.CBR
 Std Fctrs File : C:\COBRA\SF7DEC.SFF

Base: FT GREELY, AK	Rate	1996	1997	1998	1999	2000	2001	Total
CIVILIAN POSITIONS REALIGNING OUT		0	0	56	0	0	0	56
Early Retirement*	10.00%	0	0	6	0	0	0	6
Regular Retirement*	5.00%	0	0	3	0	0	0	3
Civilian Turnover*	15.00%	0	0	8	0	0	0	8
Civs Not Moving (RIFs)*	6.00%	0	0	3	0	0	0	3
Civilians Moving (the remainder)		0	0	36	0	0	0	36
Civilian Positions Available		0	0	20	0	0	0	20
CIVILIAN POSITIONS ELIMINATED		0	0	126	0	0	0	126
Early Retirement	10.00%	0	0	13	0	0	0	13
Regular Retirement	5.00%	0	0	6	0	0	0	6
Civilian Turnover	15.00%	0	0	19	0	0	0	19
Civs Not Moving (RIFs)*	6.00%	0	0	8	0	0	0	8
Priority Placement#	60.00%	0	0	76	0	0	0	76
Civilians Available to Move		0	0	4	0	0	0	4
Civilians Moving		0	0	4	0	0	0	4
Civilian RIFs (the remainder)		0	0	0	0	0	0	0
CIVILIAN POSITIONS REALIGNING IN		0	0	0	0	0	0	0
Civilians Moving		0	0	0	0	0	0	0
New Civilians Hired		0	0	0	0	0	0	0
Other Civilian Additions		0	0	0	0	0	0	0
TOTAL CIVILIAN EARLY RETIRMENTS		0	0	19	0	0	0	19
TOTAL CIVILIAN RIFs		0	0	11	0	0	0	11
TOTAL CIVILIAN PRIORITY PLACEMENTS#		0	0	76	0	0	0	76
TOTAL CIVILIAN NEW HIRES		0	0	0	0	0	0	0

* Early Retirements, Regular Retirements, Civilian Turnover, and Civilians Not Willing to Move are not applicable for moves under fifty miles.

Not all Priority Placements involve a Permanent Change of Station. The rate of PPS placements involving a PCS is 50.00%

Department : ARMY
 Option Package : MT4-2-3
 Scenario File : C:\COBRA\95DATA\MT4-2-3.CBR
 Std Fctrs File : C:\COBRA\SF7DEC.SFF

Base: FT WAINWRIGHT, AK	Rate	1996	1997	1998	1999	2000	2001	Total
CIVILIAN POSITIONS REALIGNING OUT		0	0	0	0	0	0	0
Early Retirement*	10.00%	0	0	0	0	0	0	0
Regular Retirement*	5.00%	0	0	0	0	0	0	0
Civilian Turnover*	15.00%	0	0	0	0	0	0	0
Civs Not Moving (RIFs)*	6.00%	0	0	0	0	0	0	0
Civilians Moving (the remainder)		0	0	0	0	0	0	0
Civilian Positions Available		0	0	0	0	0	0	0
CIVILIAN POSITIONS ELIMINATED		0	0	0	0	0	0	0
Early Retirement	10.00%	0	0	0	0	0	0	0
Regular Retirement	5.00%	0	0	0	0	0	0	0
Civilian Turnover	15.00%	0	0	0	0	0	0	0
Civs Not Moving (RIFs)*	6.00%	0	0	0	0	0	0	0
Priority Placement#	60.00%	0	0	0	0	0	0	0
Civilians Available to Move		0	0	0	0	0	0	0
Civilians Moving		0	0	0	0	0	0	0
Civilian RIFs (the remainder)		0	0	0	0	0	0	0
CIVILIAN POSITIONS REALIGNING IN		0	0	56	0	0	0	56
Civilians Moving		0	0	40	0	0	0	40
New Civilians Hired		0	0	16	0	0	0	16
Other Civilian Additions		0	0	0	0	0	0	0
TOTAL CIVILIAN EARLY RETIRMENTS		0	0	0	0	0	0	0
TOTAL CIVILIAN RIFS		0	0	0	0	0	0	0
TOTAL CIVILIAN PRIORITY PLACEMENTS#		0	0	0	0	0	0	0
TOTAL CIVILIAN NEW HIRES		0	0	16	0	0	0	16

* Early Retirements, Regular Retirements, Civilian Turnover, and Civilians Not Willing to Move are not applicable for moves under fifty miles.

Not all Priority Placements involve a Permanent Change of Station. The rate of PPS placements involving a PCS is 50.00%

PERSONNEL YEARLY PERCENTAGES (COBRA v5.08)
 Data As Of 16:38 09/27/1994, Report Created 11:25 02/21/1995

Department : ARMY
 Option Package : MT4-2-3
 Scenario File : C:\COBRA\95DATA\MT4-2-3.CBR
 Std Fctrs File : C:\COBRA\SF7DEC.SFF

Base: BASE X, US

Year	Pers Moved In		MilCon TimePhase	Pers Moved Out/Eliminated		ShutDn TimePhase
	Total	Percent		Total	Percent	
1996	0	0.00%	0.00%	0	0.00%	16.67%
1997	0	0.00%	100.00%	0	0.00%	16.67%
1998	52	100.00%	0.00%	0	0.00%	16.67%
1999	0	0.00%	0.00%	0	0.00%	16.67%
2000	0	0.00%	0.00%	0	0.00%	16.67%
2001	0	0.00%	0.00%	0	0.00%	16.67%
TOTALS	52	100.00%	100.00%	0	0.00%	100.00%

Base: FT GREELY, AK

Year	Pers Moved In		MilCon TimePhase	Pers Moved Out/Eliminated		ShutDn TimePhase
	Total	Percent		Total	Percent	
1996	0	0.00%	66.67%	0	0.00%	0.00%
1997	0	0.00%	33.33%	0	0.00%	0.00%
1998	0	0.00%	0.00%	589	100.00%	100.00%
1999	0	0.00%	0.00%	0	0.00%	0.00%
2000	0	0.00%	0.00%	0	0.00%	0.00%
2001	0	0.00%	0.00%	0	0.00%	0.00%
TOTALS	0	0.00%	100.00%	589	100.00%	100.00%

Base: FT WAINWRIGHT, AK

Year	Pers Moved In		MilCon TimePhase	Pers Moved Out/Eliminated		ShutDn TimePhase
	Total	Percent		Total	Percent	
1996	0	0.00%	0.00%	0	0.00%	16.67%
1997	0	0.00%	100.00%	0	0.00%	16.67%
1998	261	100.00%	0.00%	0	0.00%	16.67%
1999	0	0.00%	0.00%	0	0.00%	16.67%
2000	0	0.00%	0.00%	0	0.00%	16.67%
2001	0	0.00%	0.00%	0	0.00%	16.67%
TOTALS	261	100.00%	100.00%	0	0.00%	100.00%

PERSONNEL SUMMARY REPORT (COBRA v5.08)
 Data As Of 16:38 09/27/1994, Report Created 11:25 02/21/1995

Department : ARMY
 Option Package : MT4-2-3
 Scenario File : C:\COBRA\95DATA\MT4-2-3.CBR
 Std Fctrs File : C:\COBRA\SF7DEC.SFF

PERSONNEL SUMMARY FOR: BASE X, US

BASE POPULATION (FY 1996, Prior to BRAC Action):

Officers	Enlisted	Students	Civilians
752	4,208	1,121	2,709

PERSONNEL REALIGNMENTS:

From Base: FT GREELY, AK

	1996	1997	1998	1999	2000	2001	Total
Officers	0	0	9	0	0	0	9
Enlisted	0	0	43	0	0	0	43
Students	0	0	0	0	0	0	0
Civilians	0	0	0	0	0	0	0
TOTAL	0	0	52	0	0	0	52

TOTAL PERSONNEL REALIGNMENTS (Into BASE X, US):

	1996	1997	1998	1999	2000	2001	Total
Officers	0	0	9	0	0	0	9
Enlisted	0	0	43	0	0	0	43
Students	0	0	0	0	0	0	0
Civilians	0	0	0	0	0	0	0
TOTAL	0	0	52	0	0	0	52

BASE POPULATION (After BRAC Action):

Officers	Enlisted	Students	Civilians
761	4,251	1,121	2,709

PERSONNEL SUMMARY FOR: FT GREELY, AK

BASE POPULATION (FY 1996):

Officers	Enlisted	Students	Civilians
44	379	35	237

FORCE STRUCTURE CHANGES:

	1996	1997	1998	1999	2000	2001	Total
Officers	0	-1	-1	0	0	0	-2
Enlisted	0	-1	-28	0	0	0	-29
Students	0	-2	0	0	0	0	-2
Civilians	0	0	0	0	0	0	0
TOTAL	0	-4	-29	0	0	0	-33

BASE POPULATION (Prior to BRAC Action):

Officers	Enlisted	Students	Civilians
42	350	33	237

PERSONNEL REALIGNMENTS:

To Base: BASE X, US

	1996	1997	1998	1999	2000	2001	Total
Officers	0	0	9	0	0	0	9
Enlisted	0	0	43	0	0	0	43
Students	0	0	0	0	0	0	0
Civilians	0	0	0	0	0	0	0
TOTAL	0	0	52	0	0	0	52

Department : ARMY
 Option Package : MT4-2-3
 Scenario File : C:\COBRA\95DATA\MT4-2-3.CBR
 Std Fctrs File : C:\COBRA\SF7DEC.SFF

To Base: FT WAINWRIGHT, AK

	1996	1997	1998	1999	2000	2001	Total
Officers	0	0	23	0	0	0	23
Enlisted	0	0	149	0	0	0	149
Students	0	0	33	0	0	0	33
Civilians	0	0	56	0	0	0	56
TOTAL	0	0	261	0	0	0	261

TOTAL PERSONNEL REALIGNMENTS (Out of FT GREELY, AK):

	1996	1997	1998	1999	2000	2001	Total
Officers	0	0	32	0	0	0	32
Enlisted	0	0	192	0	0	0	192
Students	0	0	33	0	0	0	33
Civilians	0	0	56	0	0	0	56
TOTAL	0	0	313	0	0	0	313

SCENARIO POSITION CHANGES:

	1996	1997	1998	1999	2000	2001	Total
Officers	0	0	-9	0	0	0	-9
Enlisted	0	0	-141	0	0	0	-141
Civilians	0	0	-126	0	0	0	-126
TOTAL	0	0	-276	0	0	0	-276

BASE POPULATION (After BRAC Action):

Officers	Enlisted	Students	Civilians
----- 1	----- 17	----- 0	----- 55

PERSONNEL SUMMARY FOR: FT WAINWRIGHT, AK

BASE POPULATION (FY 1996):

Officers	Enlisted	Students	Civilians
----- 512	----- 3,991	----- 0	----- 858

FORCE STRUCTURE CHANGES:

	1996	1997	1998	1999	2000	2001	Total
Officers	0	0	0	2	0	0	2
Enlisted	0	0	0	21	0	0	21
Students	0	0	0	0	0	0	0
Civilians	0	0	0	0	0	0	0
TOTAL	0	0	0	23	0	0	23

BASE POPULATION (Prior to BRAC Action):

Officers	Enlisted	Students	Civilians
----- 514	----- 4,012	----- 0	----- 858

PERSONNEL REALIGNMENTS:

From Base: FT GREELY, AK

	1996	1997	1998	1999	2000	2001	Total
Officers	0	0	23	0	0	0	23
Enlisted	0	0	149	0	0	0	149
Students	0	0	33	0	0	0	33
Civilians	0	0	56	0	0	0	56
TOTAL	0	0	261	0	0	0	261

Department : ARMY
 Option Package : MT4-2-3
 Scenario File : C:\COBRA\95DATA\MT4-2-3.CBR
 Std Fctrs File : C:\COBRA\SF7DEC.SFF

TOTAL PERSONNEL REALIGNMENTS (Into FT WAINWRIGHT, AK):

	1996	1997	1998	1999	2000	2001	Total
Officers	0	0	23	0	0	0	23
Enlisted	0	0	149	0	0	0	149
Students	0	0	33	0	0	0	33
Civilians	0	0	56	0	0	0	56
TOTAL	0	0	261	0	0	0	261

BASE POPULATION (After BRAC Action):

Officers	Enlisted	Students	Civilians
537	4,161	33	914

TOTAL APPROPRIATIONS DETAIL REPORT (COBRA v5.08) - Page 1/12
 Data As Of 16:38 09/27/1994, Report Created 11:25 02/21/1995

Department : ARMY
 Option Package : MT4-2-3
 Scenario File : C:\COBRA\95DATA\MT4-2-3.CBR
 Std Fctrs File : C:\COBRA\SF7DEC.SFF

ONE-TIME COSTS -----(\$K)-----	1996	1997	1998	1999	2000	2001	Total
CONSTRUCTION							
MILCON	1,094	10,939	0	0	0	0	12,032
Fam Housing	0	0	0	0	0	0	0
Land Purch	0	0	0	0	0	0	0
O&M							
CIV SALARY							
Civ RIF	0	0	197	0	0	0	197
Civ Retire	0	0	79	0	0	0	79
CIV MOVING							
Per Diem	0	0	166	0	0	0	166
POV Miles	0	0	1	0	0	0	1
Home Purch	0	0	791	0	0	0	791
HHG	0	0	255	0	0	0	255
Misc	0	0	28	0	0	0	28
House Hunt	0	0	99	0	0	0	99
PPS	0	0	1,094	0	0	0	1,094
RITA	0	0	304	0	0	0	304
FREIGHT							
Packing	0	0	74	0	0	0	74
Freight	0	0	31	0	0	0	31
Vehicles	0	0	0	0	0	0	0
Driving	0	0	0	0	0	0	0
Unemployment	0	0	34	0	0	0	34
OTHER							
Program Plan	920	690	517	0	0	0	2,127
Shutdown	0	0	969	0	0	0	969
New Hire	0	0	18	0	0	0	18
1-Time Move	0	0	0	0	0	0	0
MIL PERSONNEL							
MIL MOVING							
Per Diem	0	0	27	0	0	0	27
POV Miles	0	0	16	0	0	0	16
HHG	0	0	701	0	0	0	701
Misc	0	0	157	0	0	0	157
OTHER							
Elim PCS	0	0	673	0	0	0	673
OTHER							
HAP / RSE	0	0	660	0	0	0	660
Environmental	0	0	0	0	0	0	0
Info Manage	0	1,198	0	0	0	0	1,198
1-Time Other	0	0	1,000	0	0	0	1,000
TOTAL ONE-TIME	2,014	12,826	7,891	0	0	0	22,732

TOTAL APPROPRIATIONS DETAIL REPORT (COBRA v5.08) - Page 2/12
 Data As Of 16:38 09/27/1994, Report Created 11:25 02/21/1995

Department : ARMY
 Option Package : MT4-2-3
 Scenario File : C:\COBRA\95DATA\MT4-2-3.CBR
 Std Fctrs File : C:\COBRA\SF7DEC.SFF

RECURRINGCOSTS ----(\$K)-----	1996	1997	1998	1999	2000	2001	Total	Beyond
FAM HOUSE OPS	0	0	0	0	0	0	0	0
O&M								
RPMA	0	0	66	66	66	66	263	66
BOS	0	0	723	723	723	723	2,893	723
Unique Operat	0	0	0	0	0	0	0	0
Civ Salary	0	0	0	0	0	0	0	0
CHAMPUS	0	0	0	0	0	0	0	0
Caretaker	0	0	0	0	0	0	0	0
MIL PERSONNEL								
Off Salary	0	0	0	0	0	0	0	0
En1 Salary	0	0	0	0	0	0	0	0
House Allow	0	0	1,308	1,308	1,308	1,308	5,233	1,308
OTHER								
Mission	0	0	0	1,123	1,123	1,123	3,369	1,123
Misc Recur	0	0	0	0	0	0	0	0
Unique Other	0	0	0	0	0	0	0	0
TOTAL RECUR	0	0	2,097	3,220	3,220	3,220	11,757	3,220
TOTAL COST	2,014	12,826	9,988	3,220	3,220	3,220	34,489	3,220
ONE-TIME SAVES ----(\$K)-----	1996	1997	1998	1999	2000	2001	Total	
CONSTRUCTION								
MILCON	0	0	0	0	0	0	0	
Fam Housing	0	0	0	0	0	0	0	
O&M								
1-Time Move	0	0	0	0	0	0	0	
MIL PERSONNEL								
Mil Moving	0	0	360	0	0	0	360	
OTHER								
Land Sales	0	0	0	0	0	0	0	
Environmental	0	0	0	0	0	0	0	
1-Time Other	0	0	0	0	0	0	0	
TOTAL ONE-TIME	0	0	360	0	0	0	360	
RECURRINGSAVES ----(\$K)-----	1996	1997	1998	1999	2000	2001	Total	Beyond
FAM HOUSE OPS	0	0	2,605	5,210	5,210	5,210	18,235	5,210
O&M								
RPMA	0	0	1,050	2,149	2,149	2,149	7,497	2,149
BOS	0	0	1,481	4,078	4,078	4,078	13,715	4,078
Unique Operat	0	0	0	0	0	0	0	0
Civ Salary	0	0	2,898	5,796	5,796	5,796	20,285	5,796
CHAMPUS	0	0	0	0	0	0	0	0
MIL PERSONNEL								
Off Salary	0	0	306	611	611	611	2,140	611
En1 Salary	0	0	2,176	4,351	4,351	4,351	15,229	4,351
House Allow	0	0	0	0	0	0	0	0
OTHER								
Procurement	0	0	0	0	0	0	0	0
Mission	0	0	0	0	0	0	0	0
Misc Recur	0	0	0	0	0	0	0	0
Unique Other	0	0	0	0	0	0	0	0
TOTAL RECUR	0	0	10,515	22,196	22,196	22,196	77,102	22,196
TOTAL SAVINGS	0	0	10,876	22,196	22,196	22,196	77,463	22,196

TOTAL APPROPRIATIONS DETAIL REPORT (COBRA v5.08) - Page 3/12
 Data As Of 16:38 09/27/1994, Report Created 11:25 02/21/1995

Department : ARMY
 Option Package : MT4-2-3
 Scenario File : C:\COBRA\95DATA\MT4-2-3.CBR
 Std Fctrs File : C:\COBRA\SF7DEC.SFF

ONE-TIME NET ----(\$K)----	1996	1997	1998	1999	2000	2001	Total	
CONSTRUCTION								
MILCON	1,094	10,939	0	0	0	0	12,032	
Fam Housing	0	0	0	0	0	0	0	
O&M								
Civ Retir/RIF	0	0	276	0	0	0	276	
Civ Moving	0	0	2,843	0	0	0	2,843	
Other	920	690	1,538	0	0	0	3,148	
MIL PERSONNEL								
Mil Moving	0	0	1,213	0	0	0	1,213	
OTHER								
HAP / RSE	0	0	660	0	0	0	660	
Environmental	0	0	0	0	0	0	0	
Info Manage	0	1,198	0	0	0	0	1,198	
1-Time Other	0	0	1,000	0	0	0	1,000	
Land	0	0	0	0	0	0	0	
TOTAL ONE-TIME	2,014	12,826	7,531	0	0	0	22,371	
RECURRING NET ----(\$K)----	1996	1997	1998	1999	2000	2001	Total	Beyond
FAM HOUSE OPS	0	0	-2,605	-5,210	-5,210	-5,210	-18,235	-5,210
O&M								
RPMA	0	0	-984	-2,083	-2,083	-2,083	-7,234	-2,083
BOS	0	0	-758	-3,355	-3,355	-3,355	-10,823	-3,355
Unique Operat	0	0	0	0	0	0	0	0
Caretaker	0	0	0	0	0	0	0	0
Civ Salary	0	0	-2,898	-5,796	-5,796	-5,796	-20,285	-5,796
CHAMPUS	0	0	0	0	0	0	0	0
MIL PERSONNEL								
Mil Salary	0	0	-2,481	-4,963	-4,963	-4,963	-17,370	-4,963
House Allow	0	0	1,308	1,308	1,308	1,308	5,233	1,308
OTHER								
Procurement	0	0	0	0	0	0	0	0
Mission	0	0	0	1,123	1,123	1,123	3,369	1,123
Misc Recur	0	0	0	0	0	0	0	0
Unique Other	0	0	0	0	0	0	0	0
TOTAL RECUR	0	0	-8,418	-18,976	-18,976	-18,976	-65,345	-18,976
TOTAL NET COST	2,014	12,826	-887	-18,976	-18,976	-18,976	-42,974	-18,976

APPROPRIATIONS DETAIL REPORT (COBRA v5.08) - Page 4/12
 Data As Of 16:38 09/27/1994, Report Created 11:25 02/21/1995

Department : ARMY
 Option Package : MT4-2-3
 Scenario File : C:\COBRA\95DATA\MT4-2-3.CBR
 Std Fctrs File : C:\COBRA\SF7DEC.SFF

Base: BASE X, US	1996	1997	1998	1999	2000	2001	Total
ONE-TIME COSTS -----(\$K)-----	----	----	----	----	----	----	-----
CONSTRUCTION							
MILCON	0	0	0	0	0	0	0
Fam Housing	0	0	0	0	0	0	0
Land Purch	0	0	0	0	0	0	0
O&M							
CIV SALARY							
Civ RIFs	0	0	0	0	0	0	0
Civ Retire	0	0	0	0	0	0	0
CIV MOVING							
Per Diem	0	0	0	0	0	0	0
POV Miles	0	0	0	0	0	0	0
Home Purch	0	0	0	0	0	0	0
HHG	0	0	0	0	0	0	0
Misc	0	0	0	0	0	0	0
House Hunt	0	0	0	0	0	0	0
PPS	0	0	0	0	0	0	0
RITA	0	0	0	0	0	0	0
FREIGHT							
Packing	0	0	0	0	0	0	0
Freight	0	0	0	0	0	0	0
Vehicles	0	0	0	0	0	0	0
Driving	0	0	0	0	0	0	0
Unemployment	0	0	0	0	0	0	0
OTHER							
Program Plan	0	0	0	0	0	0	0
Shutdown	0	0	0	0	0	0	0
New Hires	0	0	0	0	0	0	0
1-Time Move	0	0	0	0	0	0	0
MIL PERSONNEL							
MIL MOVING							
Per Diem	0	0	0	0	0	0	0
POV Miles	0	0	0	0	0	0	0
HHG	0	0	0	0	0	0	0
Misc	0	0	0	0	0	0	0
OTHER							
Elim PCS	0	0	0	0	0	0	0
OTHER							
HAP / RSE	0	0	0	0	0	0	0
Environmental	0	0	0	0	0	0	0
Info Manage	0	0	0	0	0	0	0
1-Time Other	0	0	0	0	0	0	0
TOTAL ONE-TIME	0	0	0	0	0	0	0

APPROPRIATIONS DETAIL REPORT (COBRA v5.08) - Page 6/12
 Data As Of 16:38 09/27/1994, Report Created 11:25 02/21/1995

Department : ARMY
 Option Package : MT4-2-3
 Scenario File : C:\COBRA\95DATA\MT4-2-3.CBR
 Std Fctrs File : C:\COBRA\SF7DEC.SFF

Base: BASE X, US	1996	1997	1998	1999	2000	2001	Total	
ONE-TIME NET								
----(\$K)----	----	----	----	----	----	----	----	
CONSTRUCTION								
MILCON	0	0	0	0	0	0	0	
Fam Housing	0	0	0	0	0	0	0	
O&M								
Civ Retir/RIF	0	0	0	0	0	0	0	
Civ Moving	0	0	0	0	0	0	0	
Other	0	0	0	0	0	0	0	
MIL PERSONNEL								
Mil Moving	0	0	0	0	0	0	0	
OTHER								
HAP / RSE	0	0	0	0	0	0	0	
Environmental	0	0	0	0	0	0	0	
Info Manage	0	0	0	0	0	0	0	
1-Time Other	0	0	0	0	0	0	0	
Land	0	0	0	0	0	0	0	
TOTAL ONE-TIME	0	0	0	0	0	0	0	
RECURRING NET	1996	1997	1998	1999	2000	2001	Total	Beyond
----(\$K)----	----	----	----	----	----	----	----	----
FAM HOUSE OPS	0	0	0	0	0	0	0	0
O&M								
RPMA	0	0	0	0	0	0	0	0
BOS	0	0	100	100	100	100	402	100
Unique Operat	0	0	0	0	0	0	0	0
Caretaker	0	0	0	0	0	0	0	0
Civ Salary	0	0	0	0	0	0	0	0
CHAMPUS	0	0	0	0	0	0	0	0
MIL PERSONNEL								
Mil Salary	0	0	0	0	0	0	0	0
House Allow	0	0	239	239	239	239	956	239
OTHER								
Procurement	0	0	0	0	0	0	0	0
Mission	0	0	0	1,123	1,123	1,123	3,369	1,123
Misc Recur	0	0	0	0	0	0	0	0
Unique Other	0	0	0	0	0	0	0	0
TOTAL RECUR	0	0	340	1,463	1,463	1,463	4,727	1,463
TOTAL NET COST	0	0	340	1,463	1,463	1,463	4,727	1,463

APPROPRIATIONS DETAIL REPORT (COBRA v5.08) - Page 7/12
 Data As Of 16:38 09/27/1994, Report Created 11:25 02/21/1995

Department : ARMY
 Option Package : MT4-2-3
 Scenario File : C:\COBRA\95DATA\MT4-2-3.CBR
 Std Fctrs File : C:\COBRA\SF7DEC.SFF

Base: FT GREELY, AK

ONE-TIME COSTS -----(\$K)-----	1996	1997	1998	1999	2000	2001	Total
CONSTRUCTION							
MILCON	0	0	0	0	0	0	0
Fam Housing	0	0	0	0	0	0	0
Land Purch	0	0	0	0	0	0	0
O&M							
CIV SALARY							
Civ RIFs	0	0	197	0	0	0	197
Civ Retire	0	0	79	0	0	0	79
CIV MOVING							
Per Diem	0	0	166	0	0	0	166
POV Miles	0	0	1	0	0	0	1
Home Purch	0	0	791	0	0	0	791
HHG	0	0	255	0	0	0	255
Misc	0	0	28	0	0	0	28
House Hunt	0	0	99	0	0	0	99
PPS	0	0	1,094	0	0	0	1,094
RITA	0	0	304	0	0	0	304
FREIGHT							
Packing	0	0	74	0	0	0	74
Freight	0	0	31	0	0	0	31
Vehicles	0	0	0	0	0	0	0
Driving	0	0	0	0	0	0	0
Unemployment	0	0	34	0	0	0	34
OTHER							
Program Plan	920	690	517	0	0	0	2,127
Shutdown	0	0	969	0	0	0	969
New Hires	0	0	0	0	0	0	0
1-Time Move	0	0	0	0	0	0	0
MIL PERSONNEL							
MIL MOVING							
Per Diem	0	0	27	0	0	0	27
POV Miles	0	0	16	0	0	0	16
HHG	0	0	701	0	0	0	701
Misc	0	0	157	0	0	0	157
OTHER							
Elim PCS	0	0	673	0	0	0	673
OTHER							
HAP / RSE	0	0	660	0	0	0	660
Environmental	0	0	0	0	0	0	0
Info Manage	0	0	0	0	0	0	0
1-Time Other	0	0	1,000	0	0	0	1,000
TOTAL ONE-TIME	920	690	7,874	0	0	0	9,484

Department : ARMY
 Option Package : MT4-2-3
 Scenario File : C:\COBRA\95DATA\MT4-2-3.CBR
 Std Fctrs File : C:\COBRA\SF7DEC.SFF

Base: FT GREELY, AK

RECURRING COSTS	1996	1997	1998	1999	2000	2001	Total	Beyond
-----(\$K)-----	----	----	----	----	----	----	-----	-----
FAM HOUSE OPS	0	0	0	0	0	0	0	0
O&M								
RPMA	0	0	0	0	0	0	0	0
BOS	0	0	0	0	0	0	0	0
Unique Operat	0	0	0	0	0	0	0	0
Civ Salary	0	0	0	0	0	0	0	0
CHAMPUS	0	0	0	0	0	0	0	0
Caretaker	0	0	0	0	0	0	0	0
MIL PERSONNEL								
Off Salary	0	0	0	0	0	0	0	0
Enl Salary	0	0	0	0	0	0	0	0
House Allow	0	0	0	0	0	0	0	0
OTHER								
Mission	0	0	0	0	0	0	0	0
Misc Recur	0	0	0	0	0	0	0	0
Unique Other	0	0	0	0	0	0	0	0
TOTAL RECUR	0	0	0	0	0	0	0	0

TOTAL COSTS 920 690 7,874 0 0 0 9,484 0

ONE-TIME SAVES	1996	1997	1998	1999	2000	2001	Total	Beyond
-----(\$K)-----	----	----	----	----	----	----	-----	-----
CONSTRUCTION								
MILCON	0	0	0	0	0	0	0	0
Fam Housing	0	0	0	0	0	0	0	0
O&M								
1-Time Move	0	0	0	0	0	0	0	0
MIL PERSONNEL								
Mil Moving	0	0	360	0	0	0	360	0
OTHER								
Land Sales	0	0	0	0	0	0	0	0
Environmental	0	0	0	0	0	0	0	0
1-Time Other	0	0	0	0	0	0	0	0
TOTAL ONE-TIME	0	0	360	0	0	0	360	0

RECURRING SAVES	1996	1997	1998	1999	2000	2001	Total	Beyond
-----(\$K)-----	----	----	----	----	----	----	-----	-----
FAM HOUSE OPS	0	0	2,605	5,210	5,210	5,210	18,235	5,210
O&M								
RPMA	0	0	1,050	2,149	2,149	2,149	7,497	2,149
BOS	0	0	1,481	4,078	4,078	4,078	13,715	4,078
Unique Operat	0	0	0	0	0	0	0	0
Civ Salary	0	0	2,898	5,796	5,796	5,796	20,285	5,796
CHAMPUS	0	0	0	0	0	0	0	0
MIL PERSONNEL								
Off Salary	0	0	306	611	611	611	2,140	611
Enl Salary	0	0	2,176	4,351	4,351	4,351	15,229	4,351
House Allow	0	0	0	0	0	0	0	0
OTHER								
Procurement	0	0	0	0	0	0	0	0
Mission	0	0	0	0	0	0	0	0
Misc Recur	0	0	0	0	0	0	0	0
Unique Other	0	0	0	0	0	0	0	0
TOTAL RECUR	0	0	10,515	22,196	22,196	22,196	77,102	22,196

TOTAL SAVINGS 0 0 10,876 22,196 22,196 22,196 77,463 22,196

APPROPRIATIONS DETAIL REPORT (COBRA v5.08) - Page 9/12
 Data As Of 16:38 09/27/1994, Report Created 11:25 02/21/1995

Department : ARMY
 Option Package : MT4-2-3
 Scenario File : C:\COBRA\95DATA\MT4-2-3.CBR
 Std Fctrs File : C:\COBRA\SF7DEC.SFF

Base: FT GREELY, AK

ONE-TIME NET -----(\$K)-----	1996	1997	1998	1999	2000	2001	Total	
CONSTRUCTION								
MILCON	0	0	0	0	0	0	0	
Fam Housing	0	0	0	0	0	0	0	
O&M								
Civ Retir/RIF	0	0	276	0	0	0	276	
Civ Moving	0	0	2,843	0	0	0	2,843	
Other	920	690	1,521	0	0	0	3,130	
MIL PERSONNEL								
Mil Moving	0	0	1,213	0	0	0	1,213	
OTHER								
HAP / RSE	0	0	660	0	0	0	660	
Environmental	0	0	0	0	0	0	0	
Info Manage	0	0	0	0	0	0	0	
1-Time Other	0	0	1,000	0	0	0	1,000	
Land	0	0	0	0	0	0	0	
TOTAL ONE-TIME	920	690	7,513	0	0	0	9,123	
RECURRING NET -----(\$K)-----	1996	1997	1998	1999	2000	2001	Total	Beyond
FAM HOUSE OPS	0	0	-2,605	-5,210	-5,210	-5,210	-18,235	-5,210
O&M								
RPMA	0	0	-1,050	-2,149	-2,149	-2,149	-7,497	-2,149
BOS	0	0	-1,481	-4,078	-4,078	-4,078	-13,715	-4,078
Unique Operat	0	0	0	0	0	0	0	0
Caretaker	0	0	0	0	0	0	0	0
Civ Salary	0	0	-2,898	-5,796	-5,796	-5,796	-20,285	-5,796
CHAMPUS	0	0	0	0	0	0	0	0
MIL PERSONNEL								
Mil Salary	0	0	-2,481	-4,963	-4,963	-4,963	-17,370	-4,963
House Allow	0	0	0	0	0	0	0	0
OTHER								
Procurement	0	0	0	0	0	0	0	0
Mission	0	0	0	0	0	0	0	0
Misc Recur	0	0	0	0	0	0	0	0
Unique Other	0	0	0	0	0	0	0	0
TOTAL RECUR	0	0	-10,515	-22,196	-22,196	-22,196	-77,102	-22,196
TOTAL NET COST	920	690	-3,002	-22,196	-22,196	-22,196	-67,979	-22,196

APPROPRIATIONS DETAIL REPORT (COBRA v5.08) - Page 10/12
 Data As Of 16:38 09/27/1994, Report Created 11:25 02/21/1995

Department : ARMY
 Option Package : MT4-2-3
 Scenario File : C:\COBRA\95DATA\MT4-2-3.CBR
 Std Fctrs File : C:\COBRA\SF7DEC.SFF

Base: FT WAINWRIGHT, AK	1996	1997	1998	1999	2000	2001	Total
ONE-TIME COSTS	-----	-----	-----	-----	-----	-----	-----
-----(\$K)-----							
CONSTRUCTION							
MILCON	1,094	10,939	0	0	0	0	12,032
Fam Housing	0	0	0	0	0	0	0
Land Purch	0	0	0	0	0	0	0
O&M							
CIV SALARY							
Civ RIFs	0	0	0	0	0	0	0
Civ Retire	0	0	0	0	0	0	0
CIV MOVING							
Per Diem	0	0	0	0	0	0	0
POV Miles	0	0	0	0	0	0	0
Home Purch	0	0	0	0	0	0	0
HHG	0	0	0	0	0	0	0
Misc	0	0	0	0	0	0	0
House Hunt	0	0	0	0	0	0	0
PPS	0	0	0	0	0	0	0
RITA	0	0	0	0	0	0	0
FREIGHT							
Packing	0	0	0	0	0	0	0
Freight	0	0	0	0	0	0	0
Vehicles	0	0	0	0	0	0	0
Driving	0	0	0	0	0	0	0
Unemployment	0	0	0	0	0	0	0
OTHER							
Program Plan	0	0	0	0	0	0	0
Shutdown	0	0	0	0	0	0	0
New Hires	0	0	18	0	0	0	18
1-Time Move	0	0	0	0	0	0	0
MIL PERSONNEL							
MIL MOVING							
Per Diem	0	0	0	0	0	0	0
POV Miles	0	0	0	0	0	0	0
HHG	0	0	0	0	0	0	0
Misc	0	0	0	0	0	0	0
OTHER							
Elim PCS	0	0	0	0	0	0	0
OTHER							
HAP / RSE	0	0	0	0	0	0	0
Environmental	0	0	0	0	0	0	0
Info Manage	0	1,198	0	0	0	0	1,198
1-Time Other	0	0	0	0	0	0	0
TOTAL ONE-TIME	1,094	12,136	18	0	0	0	13,248

APPROPRIATIONS DETAIL REPORT (COBRA v5.08) - Page 12/12
 Data As Of 16:38 09/27/1994, Report Created 11:25 02/21/1995

Department : ARMY
 Option Package : MT4-2-3
 Scenario File : C:\COBRA\95DATA\MT4-2-3.CBR
 Std Fctrs File : C:\COBRA\SF7DEC.SFF

Base: FT WAINWRIGHT, AK								
ONE-TIME NET	1996	1997	1998	1999	2000	2001	Total	
----(\$K)----	----	----	----	----	----	----	----	
CONSTRUCTION								
MILCON	1,094	10,939	0	0	0	0	12,032	
Fam Housing	0	0	0	0	0	0	0	
O&M								
Civ Retir/RIF	0	0	0	0	0	0	0	
Civ Moving	0	0	0	0	0	0	0	
Other	0	0	18	0	0	0	18	
MIL PERSONNEL								
Mil Moving	0	0	0	0	0	0	0	
OTHER								
HAP / RSE	0	0	0	0	0	0	0	
Environmental	0	0	0	0	0	0	0	
Info Manage	0	1,198	0	0	0	0	1,198	
1-Time Other	0	0	0	0	0	0	0	
Land	0	0	0	0	0	0	0	
TOTAL ONE-TIME	1,094	12,136	18	0	0	0	13,248	
RECURRING NET								
-----(\$K)-----	-----	-----	-----	-----	-----	-----	Total	Beyond
FAM HOUSE OPS	0	0	0	0	0	0	0	0
O&M								
RPMA	0	0	66	66	66	66	263	66
BOS	0	0	623	623	623	623	2,491	623
Unique Operat	0	0	0	0	0	0	0	0
Caretaker	0	0	0	0	0	0	0	0
Civ Salary	0	0	0	0	0	0	0	0
CHAMPUS								
MIL PERSONNEL	0	0	0	0	0	0	0	0
Mil Salary	0	0	0	0	0	0	0	0
House Allow	0	0	1,069	1,069	1,069	1,069	4,276	1,069
OTHER								
Procurement	0	0	0	0	0	0	0	0
Mission	0	0	0	0	0	0	0	0
Misc Recur	0	0	0	0	0	0	0	0
Unique Other	0	0	0	0	0	0	0	0
TOTAL RECUR	0	0	1,757	1,757	1,757	1,757	7,030	1,757
TOTAL NET COST	1,094	12,136	1,775	1,757	1,757	1,757	20,278	1,757

RPMA/BOS CHANGE REPORT (COBRA v5.08)

Data As Of 16:38 09/27/1994, Report Created 11:25 02/21/1995

Department : ARMY
 Option Package : MT4-2-3
 Scenario File : C:\COBRA\95DATA\MT4-2-3.CBR
 Std Fctrs File : C:\COBRA\SF7DEC.SFF

Net Change(\$K)	1996	1997	1998	1999	2000	2001	Total	Beyond
RPMA Change	0	0	-984	-2,083	-2,083	-2,083	-7,234	-2,083
BOS Change	0	0	-758	-3,355	-3,355	-3,355	-10,823	-3,355
Housing Change	0	0	-2,605	-5,210	-5,210	-5,210	-18,235	-5,210
TOTAL CHANGES	0	0	-4,347	-10,648	-10,648	-10,648	-36,292	-10,648



THE ARMY BASING STUDY

**BRAC 95
ALTERNATIVE
DOCUMENTATION
SET**

**ALTERNATIVE NO.
MT4-2-3**

SECTION VI

IMPACTS:

**ECONOMIC IMPACT ON COMMUNITIES
COMMUNITY INFRASTRUCTURE
ENVIRONMENTAL**

Economic Impact Data

Activity: FORT GREELY BIG DELTA ARCTIC TRAINING CENTER
Economic Area: Southeast Fairbanks Census Area, AK

Impact of Proposed BRAC-95 Action at FORT GREELY BIG DELTA ARCTIC TRAINING CEN

Total Population of Southeast Fairbanks Census Area, AK (1992):	5,700
Total Employment of Southeast Fairbanks Census Area, AK, BEA (1992):	2,672
Total Personal Income of Southeast Fairbanks Census Area, AK (1992 actual):	\$97,106,000
BRAC 95 Total Direct and Indirect Job Change:	(969)
BRAC 95 Potential Total Job Change Over Closure Period (% of 1992 Total Employment	(36.3%)

		1994	1995	1996	1997	1998	1999	2000	2001	Total	
Relocated Jobs:	MIL	0	0	0	0	(257)	0	0	0	(257)	
	CIV	0	0	0	0	(56)	0	0	0	(56)	
Other Jobs:	MIL	0	0	0	0	(181)	0	0	0	(181)	
	CIV	0	0	0	0	(230)	0	0	0	(230)	
BRAC 95 Direct Job Change Summary at FORT GREELY BIG DELTA ARCTIC TRAINING CENTER:											
	MIL	0	0	0	0	(438)	0	0	0	(438)	
	CIV	0	0	0	0	(286)	0	0	0	(286)	
	TOT	0	0	0	0	(724)	0	0	0	(724)	
										Indirect Job Change:	(245)
										Total Direct and Indirect Job Change:	(969)

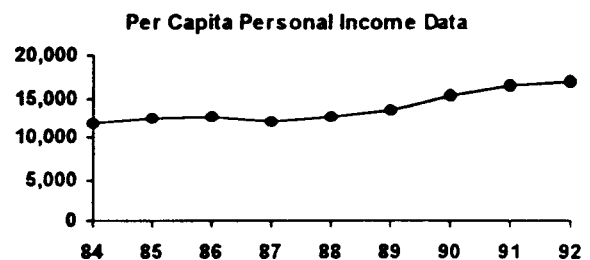
Other Pending BRAC Actions at FORT GREELY BIG DELTA ARCTIC TRAINING CENTER (Previous Round

MIL	0	0	0	0	0	0	0	0	0	0
CIV	0	0	0	0	0	0	0	0	0	0

Southeast Fairbanks Census Area, AK Profile:

Civilian Employment, BLS (1993): 2,078

Average Per Capita Income (1992): \$17,033



Annualized Change in Civilian Employment (1984-1993)

Employment: (70)
 Percentage: (1.9%)
 U.S. Average Change: 1.5%

Annualized Change in Per Capita Personal Income (1984-1992)

Dollars: \$647
 Percentage: 4.8%
 U.S. Average Change: 5.3%

Unemployment Rates for Southeast Fairbanks Census Area, AK and the US (1984 - 1993):

	1984	1985	1986	1987	1988	1989	1990	1991	1992	1993
Local	11.1%	9.3%	15.3%	15.9%	14.6%	10.6%	12.3%	13.9%	13.4%	12.1%
U.S.	7.5%	7.2%	7.0%	6.2%	5.5%	5.3%	5.5%	6.7%	7.4%	6.8%

1 Note: Bureau of Labor Statistics employment data for 1993, which has been adjusted to incorporate revised methodologies and 1993 Bureau of the Census metropolitan area definitions are not fully compatible with 1984 - 1992 data.

Economic Impact Data

Activity: FORT GREELY BIG DELTA ARCTIC TRAINING
Economic Area: Southeast Fairbanks Census Area, AK

Cumulative BRAC Impacts Affecting Southeast Fairbanks Census Area, AK:

Cumulative Total Direct and Indirect Job Change:	(969)
Potential Cumulative Total Job Change Over Closure Period (% of 1992 Total Employ	(36.3%)

		1994	1995	1996	1997	1998	1999	2000	2001	Total	
Other Proposed BRAC 95 Direct Job Changes in Economic Area (Excluding FORT GREELY BIG DELTA ARCTIC TRAINING CENTER)											
Army:	MIL	0	0	0	0	0	0	0	0	0	
	CIV	0	0	0	0	0	0	0	0	0	
Navy:	MIL	0	0	0	0	0	0	0	0	0	
	CIV	0	0	0	0	0	0	0	0	0	
Air Force:	MIL	0	0	0	0	0	0	0	0	0	
	CIV	0	0	0	0	0	0	0	0	0	
Other:	MIL	0	0	0	0	0	0	0	0	0	
	CIV	0	0	0	0	0	0	0	0	0	
Other Pending Prior BRAC Direct Job Changes in Economic Area (Excluding FORT GREELY BIG DELTA ARCTIC TRAINING CENTER)											
Army:	MIL	0	0	0	0	0	0	0	0	0	
	CIV	0	0	0	0	0	0	0	0	0	
Navy:	MIL	0	0	0	0	0	0	0	0	0	
	CIV	0	0	0	0	0	0	0	0	0	
Air Force:	MIL	0	0	0	0	0	0	0	0	0	
	CIV	0	0	0	0	0	0	0	0	0	
Other:	MIL	0	0	0	0	0	0	0	0	0	
	CIV	0	0	0	0	0	0	0	0	0	
Cumulative Direct Job Change in Southeast Fairbanks Census Area, AK Statistical Area (Including FORT GREELY BIG DELTA ARCTIC TRAINING CENTER)											
	MIL	0	0	0	0	(438)	0	0	0	(438)	
	CIV	0	0	0	0	(286)	0	0	0	(286)	
	TOT	0	0	0	0	(724)	0	0	0	(724)	
										Cumulative Indirect Job Change:	(245)
										Cumulative Total Direct and Indirect Job Change:	(969)

ECONOMIC IMPACT DATABASE

Installation: **FORT GREELY BIG DELTA ARCTIC TRAINING CENTER**

State: **Alaska**

Service: **ARMY**

Report Note: **MT4-2-2**

Comment: **REALIGN RELOCATE TO FWA & BASE -X**

Previous BRAC Actions: Year: **N/A**

Action: **UNAFFECTED** Mil: **0** Civ: **0** Contr: **0** Train: **0**

BRAC95 Inputs:

Current Base Pers.: ff: **44** Enl: **379** Civ: **237** Contr: **104** Train: **33**

Action: **REALIGNING**

	1994	1995	1996	1997	1998	1999	2000	2001
Military Pers. Relocated (OUT)	0	0	0	0	-224	0	0	0
Military Pers. Disestablished (OUT)	0	0	0	0	-181	0	0	0
Civilian Pers. Relocated (OUT)	0	0	0	0	-56	0	0	0
Civilian Pers. Disestablished (OUT)	0	0	0	0	-126	0	0	0
Contractor Personnel (OUT)	0	0	0	0	-104	0	0	0
Military Training Status (OUT)	0	0	0	0	-33	0	0	0
Military Personnel (IN)	0	0	0	0	0	0	0	0
Civilian Personnel (IN)	0	0	0	0	0	0	0	0
Contractor Personnel (IN)	0	0	0	0	0	0	0	0
Military Training Status (IN)	0	0	0	0	0	0	0	0

Economic Impact Data

Activity: FORT WAINWRIGHT

Economic Area: Fairbanks North Star Borough, AK

Impact of Proposed BRAC-95 Action at FORT WAINWRIGHT:

Total Population of Fairbanks North Star Borough, AK (1992):	82,500
Total Employment of Fairbanks North Star Borough, AK, BEA (1992):	46,867
Total Personal Income of Fairbanks North Star Borough, AK (1992 actual):	\$1,521,825,000
BRAC 95 Total Direct and Indirect Job Change:	339
BRAC 95 Potential Total Job Change Over Closure Period (% of 1992 Total Employment)	0.7%

		1994	1995	1996	1997	1998	1999	2000	2001	Total
Relocated Jobs:	MIL	0	0	0	0	205	0	0	0	205
	CIV	0	0	0	0	0	0	0	0	0
Other Jobs:	MIL	0	0	0	0	0	0	0	0	0
	CIV	0	0	0	0	56	0	0	0	56

BRAC 95 Direct Job Change Summary at FORT WAINWRIGHT:

MIL	0	0	0	0	205	0	0	0	0	205
CIV	0	0	0	0	56	0	0	0	0	56
TOT	0	0	0	0	261	0	0	0	0	261

Indirect Job Change: 78
 Total Direct and Indirect Job Change: 339

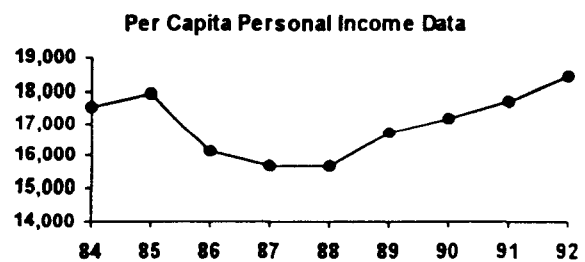
Other Pending BRAC Actions at FORT WAINWRIGHT (Previous Rounds):

MIL	0	0	0	0	0	0	0	0	0	0
CIV	0	0	0	0	0	0	0	0	0	0

Fairbanks North Star Borough, AK Profile:

Civilian Employment, BLS (1993): 36,977

Average Per Capita Income (1992): \$18,435



Annualized Change in Civilian Employment (1984-1993)

Employment: 1,131
 Percentage: 3.9%
 U.S. Average Change: 1.5%

Annualized Change in Per Capita Personal Income (1984-1992)

Dollars: \$112
 Percentage: 0.7%
 U.S. Average Change: 5.3%

Unemployment Rates for Fairbanks North Star Borough, AK and the US (1984 - 1993):

	1984	1985	1986	1987	1988	1989	1990	1991	1992	1993
Local	13.1%	12.5%	14.3%	14.0%	11.8%	8.4%	8.5%	10.3%	10.3%	8.0%
U.S.	7.5%	7.2%	7.0%	6.2%	5.5%	5.3%	5.5%	6.7%	7.4%	6.8%

1 Note: Bureau of Labor Statistics employment data for 1993, which has been adjusted to incorporate revised methodologies and 1993 Bureau of the Census metropolitan area definitions are not fully compatible with 1984 - 1992 data.

Economic Impact Data

Activity: FORT WAINWRIGHT

Economic Area: Fairbanks North Star Borough, AK

Cumulative BRAC Impacts Affecting Fairbanks North Star Borough, AK:

Cumulative Total Direct and Indirect Job Change:	339
Potential Cumulative Total Job Change Over Closure Period (% of 1992 Total Employ)	0.7%

		1994	1995	1996	1997	1998	1999	2000	2001	Total	
Other Proposed BRAC 95 Direct Job Changes in Economic Area (Excluding FORT WAINWRIGHT)											
Army:	MIL	0	0	0	0	0	0	0	0	0	
	CIV	0	0	0	0	0	0	0	0	0	
Navy:	MIL	0	0	0	0	0	0	0	0	0	
	CIV	0	0	0	0	0	0	0	0	0	
Air Force:	MIL	0	0	0	0	0	0	0	0	0	
	CIV	0	0	0	0	0	0	0	0	0	
Other:	MIL	0	0	0	0	0	0	0	0	0	
	CIV	0	0	0	0	0	0	0	0	0	
Other Pending Prior BRAC Direct Job Changes in Economic Area (Excluding FORT WAINWRIGHT)											
Army:	MIL	0	0	0	0	0	0	0	0	0	
	CIV	0	0	0	0	0	0	0	0	0	
Navy:	MIL	0	0	0	0	0	0	0	0	0	
	CIV	0	0	0	0	0	0	0	0	0	
Air Force:	MIL	0	0	0	0	0	0	0	0	0	
	CIV	0	0	0	0	0	0	0	0	0	
Other:	MIL	0	0	0	0	0	0	0	0	0	
	CIV	0	0	0	0	0	0	0	0	0	
Cumulative Direct Job Change in Fairbanks North Star Borough, AK Statistical Area (Including FORT WAINWRIGHT)											
	MIL	0	0	0	0	205	0	0	0	205	
	CIV	0	0	0	0	56	0	0	0	56	
	TOT	0	0	0	0	261	0	0	0	261	
										Cumulative Indirect Job Change:	78
										Cumulative Total Direct and Indirect Job Change:	339

ECONOMIC IMPACT DATABASE

Installation: **FORT WAINWRIGHT**

State: **Alaska**

Service: **ARMY**

Report Note: **MT4-2-2**

Comment: **RECEIVING FROM FGA**

Previous BRAC Actions: Year: **N/A**

Action: **UNAFFECTED** Mil: **0** Civ: **0** Contr: **0** Train: **0**

BRAC95 Inputs:

Current Base Pers.: ff: **512** Ent: **3991** Civ: **858** Contr: **476** Train: **0**

Action: **REALIGNING**

	1994	1995	1996	1997	1998	1999	2000	2001
Military Pers. Relocated (OUT)	0	0	0	0	0	0	0	0
Military Pers. Disestablished (OUT)	0	0	0	0	0	0	0	0
Civilian Pers. Relocated (OUT)	0	0	0	0	0	0	0	0
Civilian Pers. Disestablished (OUT)	0	0	0	0	0	0	0	0
Contractor Personnel (OUT)	0	0	0	0	0	0	0	0
Military Training Status (OUT)	0	0	0	0	0	0	0	0
Military Personnel (IN)	0	0	0	0	172	0	0	0
Civilian Personnel (IN)	0	0	0	0	56	0	0	0
Contractor Personnel (IN)	0	0	0	0	0	0	0	0
Military Training Status (IN)	0	0	0	0	33	0	0	0


COMMUNITY INFRASTRUCTURE IMPACT (DoD Criteria 7):

(1) *General:* The scenario is to move the CRTA and NWTC "flags" to Ft Wainwright. These two activities would continue to utilize facilities at Bolio Lakes and Black Rapids as missions require. Support personnel and equipment would "safari" from Ft Wainwright to Greely. Inactivate the garrison except a small force to maintain what facilities are needed by CRTA and NWTC.

(2) *Ft Greely:* With the closure of the garrison, there will be no MWR activities on post. The Delta Junction school district's primary school is located on the installation. Arrangements must be made for its continued use. Also located on the installation is an inactivated nuclear power plant. It is to be monitored until the year 2023 when it may be dismantled.

(3) *Ft Wainwright:* Ft Wainwright's ability to accept the NWTC and CRTA headquarters is possible.

(4) *Conclusion:* The growth specified by this alternative at Ft Wainwright can be accommodated with little or no adverse impact to the existing infrastructure of the surrounding community.



THE ARMY BASING STUDY

**BRAC 95
ALTERNATIVE
DOCUMENTATION
SET**

**ALTERNATIVE NO.
MT4-2-3**

SECTION VII
ANALYSTS NOTES

CLOSE HOLD

FOR OFFICIAL USE ONLY

REALIGN FT GREELY, BASE IN FT WAINWRIGHT, TEST AT FT GREELY

CONCEPT: Ft Greely will realign. The US Army Garrison will be abolished, 55 civilians and 20 military will remain to provide minimal life support services. CRTA will move base of operations to FWA and will travel to FGA to conduct testing.

ONE TIME IMPACT:

- One time move of personnel and equipment.

ONE TIME COSTS:

- Need 177,347 SF of space: (Est. \$ 12M MCA if this space not avail)

admin	23,702	MAX 16,200	12,217
tech support	20,169		23,332
spt maint.	42,982		24,951
heavy industrial	11,490		11,490
supply/storage	37,168		22,682
barracks perm party	41,347 *		10,714
- Relocation of personnel:

		THEY ONLY	
80 Military	.5M	HAVE UNLISTED	
20 Civilian	1.2M	@ 1+1 STRAIGHT	
- Terminate civilians:

15 Civilians	unk	(38K sq') 385K62 = 24K	
--------------	-----	------------------------	--

Following considerations apply and require coordination not possible at this time:

Civilian employees may file for PPP or have reemployment rights to positions in CONUS, under either condition, they would be entitled to a PCS and other relocation costs.

- Preparation of Bolio Lake facilities

Electrical/commo	1.000M	
Relocate equip. & cold chamber	.100M	
Rehab hanger	1.700M	MCA
Support Maint. Facility	2.100M	MCA
Warm storage and test spt facility	1.200M	MCA

RECURRING IMPACT:

- Unquantifiable inefficiency by having people commuting between FGA and FWA. Travel over 10 hours requires travel and per diem. Drive time is over 4 hours for a round trip. Travel in winter also increases the risk of accident or injury.
- Adverse impact on morale of permanent party soldier being separated from family. Adverse impact on morale of TDY soldiers living at Bolio Lake with no QOL facilities.

FOR OFFICIAL USE ONLY

CLOSE HOLD FOR OFFICIAL USE ONLY

RECURRING COSTS:

- Restore \$4.188M (FY95) base ops to TECOM for reprogramming to new site requirements.

- Personnel traveling to and from FWA to FGA receive travel and per diem for any period over 10 hours. This is unknown increase to cost of operations that would be borne by CRTA for support personnel and the test customer for direct labor personnel.

- Permanent party living at FWA during summer would require TDY and billeting when working at Bolio Lake during test season. This would be unknown cost to test customer.

Safari Costs (worst case) = \$ 1.123 m annually

*FY 95-99 expected workload = 82,000 hrs annually
(see CRTA Operations Info Paper, 24 Oct 94)*

Maximum # of 10 hr tests = 8,200

X Per Diem = $\frac{\$137 \text{ / day}}{\$1.123 \text{ m}}$

AMSTE-PL
24 Oct 94

INFORMATION PAPER

SUBJECT: Cold Regions Test Activity (CRTA) Operations

FACTS:

a. CRTA is the DOD's only cold regions natural environmental test center. Their mission is to conduct, analyze, and report the results of cold regions, mountain, and northern environmental developmental tests. To do this, CRTA uses the 670,000 acres of land on Fort Greely, AK (FGA) for testing. Facilities include small and large caliber weapons ranges for firing up to 50,000 meters, numerous mobility trails, mountains, and rivers and lakes representing the various aspects of the cold region environment prevalent over 48% of the northern hemisphere.

b. CRTA currently employs 40 civilians and 83 military, and borrows 80-100 military test personnel annually. The FY94 operating budget was \$4.0M for test operations and \$0.7M for instrumentation and other support. The labor hours directly involved in testing from FY90-94 average 130,000 hours per year. The expected workload for FY95-99 averages 82,000 hours annually. Combat Service Support items account for over 50% of the CRTA workload. Close Combat Heavy and Fire Support account for about 25% of the workload. Nuclear, Biological, and Chemical defensive systems account for about 12% of the work, with the remaining work spread in other areas.

c. AR 70-38, Research, Development, Test and Evaluation of Materiel for Extreme Climatic Conditions, provides information on testing, including international standardization agreements and military standards requiring such testing. There are four basic climatic regions: hot, basic (with four subsets), cold, and extreme cold. CRTA testing represents cold and extreme cold testing, as well as part of the basic category. The interaction of equipment with personnel in the environment cannot be duplicated in a climatic chamber.

d. In the event that U.S. Army Alaska (USARAK) should elect to close the main post cantonment area of FGA, CRTA could continue to perform the test mission using their facilities at Bolio Lake, Allen Army Airfield (AAAF), ranges, and maneuver areas. Facilities at Bolio Lake and AAAF can be made self-sufficient from the cantonment area support.

e. Provisions for support would necessarily change. Logistics support will change for all classes of supply except Class III (POL), which can be bought locally. Classes II (Individual General Equipment and Supply), IV (Construction Materiel), and IX (Repair Parts) will have to switch to push/pull packages from Fort Wainwright (FWA), which is 98 miles distant, or from Eielson AFB (EAFB), which is 80 miles away. Soldiers and their family members will receive medical support from the local community, FWA, or EAFB. Military personnel will be forced to move off post. This will cause an increase to the BAQ, VHA, and COLA paid to military personnel. This would have an adverse impact on the quality of life for the 75 or so permanent party military personnel and the 80-100 troops that are there for 179 days for the winter test season.

AMSTE-PL

24 Oct 94

SUBJECT: Cold Regions Test Activity (CRTA) Operations

f. CRTA currently occupies 108,386 square feet (SF) in the cantonment area, which would have to be offset at their Bolio Lake site. CRTA would also have to assume operation of facilities at Allen Army Airfield (30,000 SF) and Beals Range (5,400 SF). The space to be vacated includes:

- 15,217 SF administrative/office
- 23,332 SF technical
- 24,951 SF support maintenance
- 11,490 SF heavy industrial
- 22,682 SF supply and storage
- 10,714 SF barracks, permanent party

978,000 SF @ 6.00

Maintenance
Construction
Permanent Party

g. CRTA would have to replace the facilities with an estimated \$5.0M MCA funding program. This is a hasty estimate; a DD 1391 has not been prepared for any of the following construction requirements:

- \$1.7M rehab and modify hangar for CRTA admin/ops use
- \$2.1M support maintenance facility to replace main post facility
- \$1.2M warm storage and test support facility
- \$5.0M MCA program

h. Other one-time costs include:

- \$1.000M reroute electric and communications
- \$.375M relocate military to off-post housing
- \$.100M relocate equipment and instrumentation to Bolio Lake
- 1.475
- \$1.475M other one-time costs

i. Closure of the main post area increases the manpower and operating costs of CRTA, as shown below:

Manpower: 22 additional civilian personnel

13 fire/rescue/EMT - A Fire Company is required to support test and AAAF operations and provide protection for TDY test force when living in Bolio Lake facilities

6 individuals with engineering skills to perform work previously performed by DPW, primarily maintenance of unimproved roads and minor repair of facilities

3 range control personnel to perform work previously performed by FGA

Recurring Cost Increase: \$3.768M

- \$1.760M civilian salaries (9 @ \$60K + 13 @ \$80K)
- \$1.508M military allowances ((BAQ 600 + VHA 450 + COLA 625) X 75 permanent party X 12 months)
- \$.500M increase in ops expense for supplies, PLL, POL, transportation

AMSTE-PL

24 Oct 94

SUBJECT: Cold Regions Test Activity (CRTA) Operations

j. In addition to the recurring cost increase, there is a \$5.2M base operations cost that would have to be returned to CRTA. FGA currently receives \$5.2M to provide host support services for CRTA. CRTA will continue to require the majority of that support from another host. That support would likely be provided through support agreements with Eielson AFB and/or Fort Wainwright.

k. The test mission could be performed, but some degradation can be expected, though unquantifiable. CRTA would retain the capability to billet and mess 74 soldiers test support soldiers at a time at Bollo Lake. More soldiers could be added, but would overcrowd the facility. Additional accommodations could be arranged off-post, but would be costly. Tests that require extensive engineer work would require longer lead times; FGA DPW currently provides this capability. This work would have to be done by contract. Visitors and contractors will have reduced access to facilities. Local accommodations are very limited. Visitors and contractors are currently billeted in the FGA Guest House. The Fairbanks area can support visitors, but that is 98 miles distant, with travel often under hazardous conditions during the test season. CRTA will have difficulty hosting large safari tests, such as SADARM or LONGBOW/APACHE. The lack of post support personnel (billeting, Public Works, etc.) will shift these types of logistical burdens to the small local community with little resources or to military facilities 80-98 miles distant.

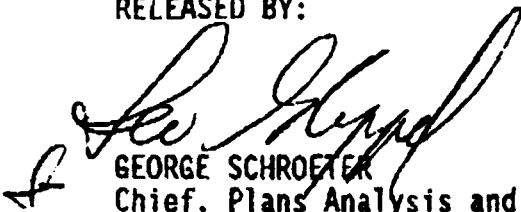
l. Closure of the main post area would have a major adverse impact on military and civilian personnel. They will experience a significant cost of living increase while experiencing a significant decrease in the quality of life. Local housing, particularly rental property, will likely not be adequate for military personnel. Personnel will no longer be able to use the commissary or AAFES facilities and services. This will drive them to the local economy where the price of a loaf of bread is \$3.00. There are no recreational or athletic facilities available in the local area. This is more critical in this isolated area where weather conditions force personnel and family members inside for long periods of time. Such conditions would make it extremely difficult to attract and retain a quality workforce.

m. Encl 1 provides a summary of costs and impact.

RELEASED BY:

ACTION OFFICER:

Michael J. Early, DSN 298-1189


GEORGE SCHROETER
Chief, Plans Analysis and Evaluation Office
HQ TECOM

Mitchell, Barbara

From: Penniston, Walter
To: 'Barbara Mitchell'
Cc: Dunning, James
Subject: NWTC Work Space
Date: Thursday, January 26, 1995 2:36PM

As reported in our 20 January E-Mail, 39,058 sq. ft. of facilities are located at the Black Rapids Training Site (part of the NWTC). In evaluating this data, it is important to note that Black Rapids is more than what might be envisioned of a normal tactical training area.

The Black Rapids Site is located 36 miles south of Fort Greely. A two story building at the site is a self contained training facility, which receives power from three 125 kw generators and water from an on-site well and water storage tank. The building includes a dining facility; a classroom, day room, work shop, laundry room, and arms room. Up to 160 students may be housed in four separate open bays, one of which is equipped with latrines and showers. When female soldiers attend a course at the site, the latter bay accommodates their needs. Construction of the facility was completed in December, 1993.

The Black Rapids facility is located at the base of the Black Rapids Ski Area where military skiing is taught. In the summer, military mountaineering is taught at a rock site located just south of the building.

Request you forward this information to the HQDA TABS office.

Mitchell, Barbara

From: Reed, Nanette
To: 176EOD; 'barbara mitchell'; 'stevaux, craig'
Cc: Dunning, James; Penniston, Walter
Subject: USARPAC Request for NWTC Work Space
Date: Friday, January 20, 1995 4:08PM

The Master Planner at Fort Richardson has provided the following information on work space used by the Northern Warfare Training Center at its two training locations:

Main Post, Fort Greely 74,688 sq. ft. (includes company headquarters, enlisted barracks [resident], enlisted barracks [annual training])

Black Rapids 39,058 sq. ft.
Training Center

Total square footage : 113,746 sq. ft.

The Black Rapids Training Center is located 38 miles from the cantonment area at Fort Greely

Black Rapids is located 38 miles from the cantonment area at Fort Greely.

Nannette

Family Housing Cost

adjusted by 1.05 factor using 1.05 factor in May 79

29-Oct-92

GMT ACCT OBLIGATIONS
FY 91 HQIFS TECH DATA

	DIRECT OBLIGATIONS FY 91	REIMBURSABLE OBLIGATIONS FY 91	TOTAL OBLIGATIONS FY 91	FY 94 INFLATION COMPOUND	DIRECT OBLIGATIONS FY 94	REIMBURSABLE OBLIGATIONS FY 94	TOTAL OBLIGATIONS FY 94	
ABERDEEN PROVING GROUNDS		6,627,578	6,627,578	1.1002	0	7,291,661	7,291,661	
ANNISTON ARMY DEPOT	40,571	1,310	41,881	1.1002	44,636	1,441	46,077	
BADGER AAP			0	1.1002	0	0	0	NO DATA AVAILABLE
BELVOIR FT	11,667,279	207,878	11,875,157	1.1002	12,836,340	228,707	13,065,048	
BENNING FT	17,206,354	9,083,964	26,290,318	1.1002	18,930,431	9,994,177	28,924,608	
BLISS FT	11,807,797	6,364,214	18,172,011	1.1002	12,990,938	7,001,908	19,992,847	
BRAGG FT	26,571,446	14,595,600	41,167,046	1.1002	29,233,905	16,058,079	45,291,984	
BUCHANAN FT	2,516,557		2,516,557	1.1002	2,768,716	0	2,768,716	
C M PRICE SP CTR	789,547		789,547	1.1002	868,660	0	868,660	
CAMPBELL FT	9,920,634	8,487,652	18,408,286	1.1002	10,914,682	9,338,115	20,252,797	
CARLISLE BARRACKS	1,182,429	1,431,310	2,613,739	1.1002	1,300,908	1,574,727	2,875,636	
CARSON FT	8,700,776	2,524,483	11,225,259	1.1002	9,572,594	2,777,436	12,350,030	
CHAFFEE FT		256,962	256,962	1.1002	0	282,710	282,710	
COLD REGIONS RESEARCH LAB			0	1.1002	0	0	0	NO DATA AVAILABLE
DETRICK FT		520,735	520,735	1.1002	0	572,913	572,913	
DETROIT ARSENAL			0	1.1002	0	0	0	NO DATA AVAILABLE
DETROIT ARSENAL TANK PLANT			0	1.1002	0	0	0	NO DATA AVAILABLE
DIX FT	4,923,394	5,303,319	10,226,713	1.1002	5,416,718	5,834,712	11,251,430	
DOUGLAS FT			0	1.1002	0	0	0	NO DATA AVAILABLE
DRUM FT	6,758,198	4,966,552	11,724,750	1.1002	7,435,369	5,464,201	12,899,570	
DUANE PROVING GROUNDS		1,898,606	1,898,606	1.1002	0	2,088,846	2,088,846	
DUNSMITH FT	5,381,239	3,470,957	8,852,196	1.1002	5,920,439	3,818,747	9,739,186	
DUNSMITH SIMMONS AMC		698,633	698,633	1.1002	0	768,636	768,636	
GILLEM FT			0	1.1002	0	0	0	NO DATA AVAILABLE
GORDON FT	4,159,200	43,920	4,203,120	1.1002	4,575,952	48,321	4,624,273	IN FORT MCPHERSON
GREELY FT	2,246,797	2,267,751	4,514,548	1.1002	2,471,926	2,494,980	4,966,906	5210,000
HAMILTON FT	4,249,674		4,249,674	1.1002	4,675,491	0	4,675,491	Per calculation of 93 Housing Units x unit cost x 1.073
HARRY DIAMOND LABS		1,325	1,325	1.1002	0	1,458	1,458	Max Fletcher
HAUTHORNE AAP	201,381	330,740	532,121	1.1002	221,559	363,880	585,440	NO DATA AVAILABLE
HILL FT A P	39,456		39,456	1.1002	43,409	0	43,409	31 Jan 95
HOLSTON AAP			0	1.1002	0	0	0	
HOOD FT	20,407,884	7,635,280	28,043,164	1.1002	22,452,754	8,400,335	30,853,089	FUNDING THRU STEWAR
HOUSTON FT SAM	10,204,534		10,204,534	1.1002	11,227,028	0	11,227,028	
HUACHUCA FT	2,834,007	6,232,567	9,066,574	1.1002	3,117,975	6,857,070	9,975,045	
HUNTER ARMY AIRFIELD		1,458,668	1,458,668	1.1002	0	1,604,827	1,604,827	
HUNTER LIGGETT FT		62,872	62,872	1.1002	0	69,172	69,172	
INDIANTOWN GAP FT	77,440		77,440	1.1002	85,199	0	85,199	
IOWA AAP	146,100		146,100	1.1002	160,739	0	160,739	
IRWIN FT	2,875,900	352,800	3,228,700	1.1002	3,164,065	388,151	3,552,216	
JACKSON FT	2,203,261	1,676,582	3,879,843	1.1002	2,424,028	1,844,576	4,268,603	
KNOX FT	17,628,379	9,334,248	26,962,627	1.1002	19,394,743	10,269,540	29,664,282	
LAKE CITY AAP			0	1.1002	0	0	0	NO DATA AVAILABLE
LEAVENWORTH FT	12,511,300	10,789	12,522,089	1.1002	13,764,932	11,870	13,776,802	
LEE FT	7,921,749	2,708,338	10,630,087	1.1002	8,715,508	2,979,713	11,695,222	
LETTERKENNY ARMY DEPOT	362,776		362,776	1.1002	399,126	0	399,126	
LEWIS FT	18,282,158		18,282,158	1.1002	20,114,030	0	20,114,030	
LIVINGSTON BLUE GRASS AD	147,953		147,953	1.1002	162,778	0	162,778	
LIVINGSTON TANK PLANT			0	1.1002	0	0	0	NO DATA AVAILABLE
LIVINGSTON STAR AAP			0	1.1002	0	0	0	NO DATA AVAILABLE

29-Oct-92

GMT ACCT OBLIGATIONS
FY 93 HOIFS TECH DATA

	DIRECT OBLIGATIONS FY 91	REIMBURSABLE OBLIGATIONS FY 91	TOTAL OBLIGATIONS FY 91	FY 94 INFLATION COMPOUND	DIRECT OBLIGATIONS FY 94	REIMBURSABLE OBLIGATIONS FY 94	TOTAL OBLIGATIONS FY 94	
LONGHORN AAP	0		0	1.1002	0	0	0	NO DATA AVAILABLE
MC CLELLAN FT	2,877,807	1,539,030	4,416,837	1.1002	3,166,163	1,693,241	4,859,404	
MCALESTER AAP	288,200		288,200	1.1002	317,078	0	317,078	
MCCOY FT	541,646	81,716	623,362	1.1002	595,919	89,904	685,823	
MCHAIR FT LESLIE	71,137	1,500,966	1,572,103	1.1002	78,265	1,651,363	1,729,628	
MCPHERSON FT		863,674	863,674	1.1002	0	950,214	950,214	
MEADE FT GEORGE		7,213,531	7,213,531	1.1002	0	7,936,327	7,936,327	
MILAN AAP	52,000	56,000	108,000	1.1002	57,210	61,611	118,822	
MISSISSIPPI AAP			0	1.1002	0	0	0	NO DATA AVAILABLE
MONMOUTH FT	3,345,328		3,345,328	1.1002	3,680,530	0	3,680,530	3,680,530
MONROE FT	2,427,491	956,038	3,383,529	1.1002	2,670,726	1,051,833	3,722,559	
MOT LOUISIANA			0	1.1002	0	0	0	NO DATA AVAILABLE
MOT NEW JERSEY		383,583	383,583	1.1002	0	422,018	422,018	443,119
MOT NORTH CAROLINA		56,005	56,005	1.1002	0	61,617	61,617	
MYER FT	196,697	2,060,250	2,256,947	1.1002	216,406	2,266,687	2,483,093	
NATICK DEVELOPMENT CENTER			0	1.1002	0	0	0	NO DATA AVAILABLE
OAKLAND ARMY BASE		1,756,448	1,756,448	1.1002	0	1,932,444	1,932,444	2,029,066
PICATINNY ARSENAL			0	1.1002	0	0	0	NO DATA AVAILABLE
PICKETT FT		63,265	63,265	1.1002	0	69,604	69,604	
PINE BLUFF ARSENAL		306,155	306,155	1.1002	0	336,832	336,832	
PUEBLO FT	12,315,900	3,813,553	16,129,453	1.1002	13,549,953	4,195,671	17,745,624	
PUEBLO OF MONTEREY	64,290	142,714	207,004	1.1002	70,732	157,014	227,746	
PUEBLO ARMY DEPOT	116,860	14,263	131,123	1.1002	128,569	15,692	144,262	
RADFORD AAP	260,062		260,062	1.1002	286,120	0	286,120	
RED RIVER ARMY DEPOT	166,437		166,437	1.1002	183,114	0	183,114	
REED WALTER AMC		243,090	243,090	1.1002	0	267,448	267,448	
RICHARDSON FT	7,285,599	5,973,215	13,258,814	1.1002	8,015,616	6,571,731	14,587,347	
RILEY FT	18,729,253		18,729,253	1.1002	20,605,924	0	20,605,924	
RITCHIE FT	220,000	3,669,000	3,889,000	1.1002	242,044	4,036,634	4,278,678	
ROCK ISLAND ARSENAL	2,258,107		2,258,107	1.1002	2,484,369	0	2,484,369	
RUCKER FT	5,870,566	3,483,865	9,354,431	1.1002	6,458,797	3,832,948	10,291,745	
SAVANNA DEPOT ACTIVITY	103,222		103,222	1.1002	113,565	0	113,565	119,243
SENECA ARMY DEPOT	1,436,569	16,095	1,452,664	1.1002	1,580,513	17,708	1,598,221	1,678,132
SHAFTER FT	8,161,780	17,233,776	25,395,556	1.1002	8,979,590	18,960,600	27,940,191	INCLUDES SCHOFIELD :
SIERRA ARMY DEPOT	673,486		673,486	1.1002	740,969	0	740,969	778,017
SILL FT	10,633,953	3,446,028	14,079,981	1.1002	11,699,475	3,791,320	15,490,795	16,265
ST LOUIS AAP			0	1.1002	0	0	0	NO DATA AVAILABLE
STEWART FT	2,427,844	5,487,860	7,915,704	1.1002	2,671,114	6,037,744	8,708,858	INCLUDES HUNTER AAP
TOBYHANNA AD	325,670		325,670	1.1002	358,302	0	358,302	
TOOELE ARMY DEPOT	113,155		113,155	1.1002	124,493	0	124,493	
UMATILLA ARMY DEPOT	102,396		102,396	1.1002	112,656	0	112,656	
VINT HILL FARMS STATION		842,870	842,870	1.1002	0	927,326	927,326	
WAINWRIGHT FT	6,978,200	5,937,915	12,916,115	1.1002	7,677,416	6,532,894	14,210,310	16758,00
WATERVLIET ARSENAL	602,329		602,329	1.1002	662,682	0	662,682	
WEST POINT MILITARY RES	2,385,032	4,929,774	7,314,806	1.1002	2,624,012	5,423,737	8,047,750	
WHITE SANDS MISSILE RANGE	3,888,844	789,680	4,678,524	1.1002	4,278,506	868,806	5,147,312	X 1,05 = 5404
WHITE SANDS DEPOT ACTIVITY	3,996	6,010	10,006	1.1002	4,396	6,612	11,009	
WHITE SANDS FT LEONARD	12,364,392		12,364,392	1.1002	13,603,304	0	13,603,304	
WHITE SANDS PROVING GROUNDS	2,698,980	570,319	3,269,299	1.1002	2,969,418	627,465	3,596,883	3777



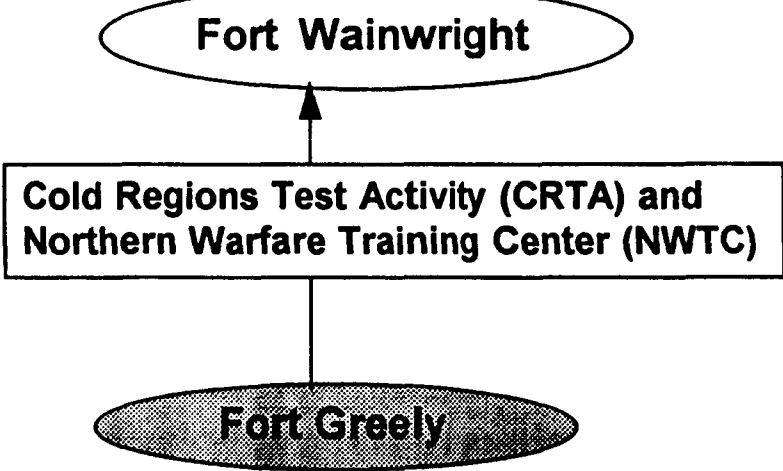
CLOSEHOLD / SENSITIVE

MILITARY VALUE ASSESSMENT

FT. POLK
FT. IRWIN

FT. DIX
FT. A.P. HILL
FT. MCCOY
FT. GREELY
FT. HUNTER LIGGETT
FT. PICKETT
FT. INDIANTOWN GAP
FT. CHAFFEE

FORT GREELY, AK



COSTS (\$M)

O&M	8
MILCON	12
OTHER	3
TOTAL	23

PAYBACK PERIOD (YEARS) 1

BREAK EVEN YEAR 1999

STEADY STATE (\$M) 19 (1999)

20 YEAR NPV (\$M) 225

REALIGN FT GREELY

- Relocate CRTA and NWTC to FT Wainwright
- "SAFARI" from FT Wainwright as missions dictate
- No RC requirements for RC enclave
- Garrison at FT Greely inactivates, but retain a small Garrison Activity (73-Man)

CLOSEHOLD / SENSITIVE



IMPACT SUMMARY FORT GREELY, AK

- OPERATIONAL:**
- Home of Cold Regions Test Activity & Northern Warfare Training Center
 - Closure operationally infeasible because of NWTC & CRTA rqmts
 - Realignment retains cold weather testing at FGA
 - Keeps open test site at Bolio Lake and Black Rapids for Northern Warfare Training Center
 - No recommendations from any previous BRAC rounds

PERSONNEL:

	MILITARY	CIVILIAN	STUDENTS
REDUCTIONS	150	126	0
REALIGNMENTS	224	56	35

ENVIRONMENTAL: No known impediments; however, an inactive nuclear power plant is located on main post. Scheduled to be removed in 2023.

ECONOMIC: Assuming no economic recovery, this recommendation could result in a maximum potential reduction of 969 jobs (724 direct jobs and 245 indirect jobs) over the 1996 to 2001 period in the Southeast Fairbanks Census Area, which is 36.3 % of the area's employment.

OTHER SERVICE/DOD FACTORS:

- (1) Delta Junction's public school is located on Ft Greely
- (2) Delta Junction's morale/welfare needs are acommodated by Ft Greely

ALTERNATIVES CONSIDERED: