

CLOSEHOLD / SENSITIVE

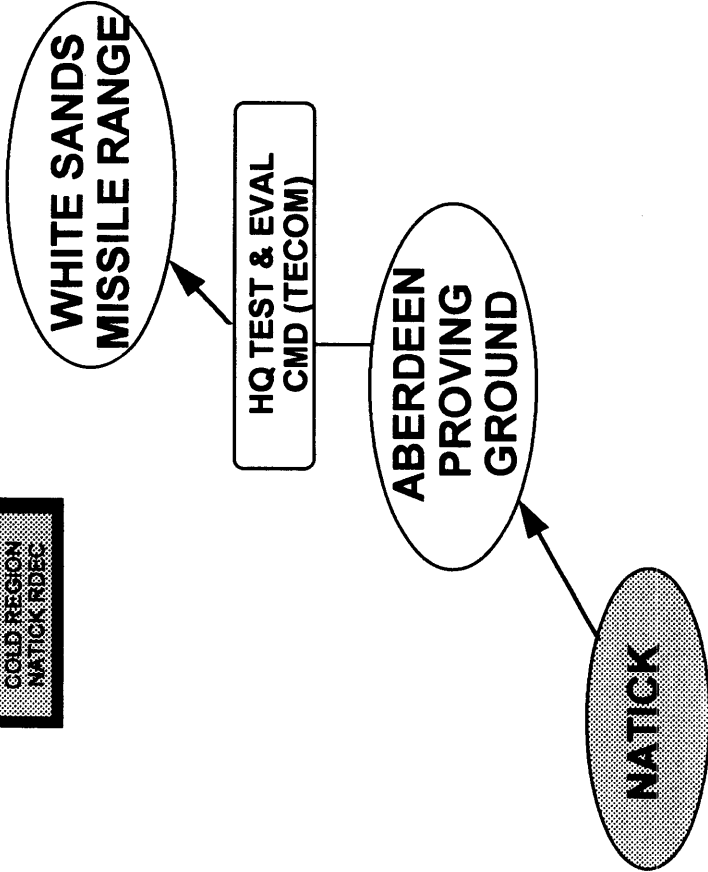


NATICK

MILITARY VALUE ASSESSMENT

REDSTONE
 DETROIT
 ROCK ISLAND
 FORT MONMOUTH
 ADELPHI
 FORT DETRICK

PICATINNY
 GOLD REGION
 NATICK RDEC



COSTS (\$M)

O&M	\$ 68
MILCON	\$ 89
OTHER	\$ 3
TOTAL	\$ 160

PAYBACK PERIOD (YEARS)	7
BREAK EVEN YEAR	2005
STEADY STATE (\$M)	27 (1999)
20 YEAR NPV (\$M)	185

CLOSE NATICK RDEC

- Realign missions to Aberdeen Proving Ground
- Realign HQ TECOM from Aberdeen Proving Ground to White Sands Missile Range

THE ARMY BASING STUDY

CLOSEHOLD / SENSITIVE



IMPACT SUMMARY NATICK

- OPERATIONAL:**
- Natick RDEC's mission is to develop materials and technologies (food, clothing, shelter, etc.) to sustain the soldier in order to improve combat effectiveness and quality of life
 - Aligns Natick RDEC with soldier support site to Aberdeen Proving Ground
 - Aligns HQ TECOM with primary test site to White Sands Missile Range
 - No recommendations from previous BRAC rounds

PERSONNEL:

	MILITARY	CIVILIAN
REDUCTIONS	6	139
REALIGNMENTS	149	1240

ENVIRONMENTAL: No significant limitations

ECONOMIC: 0.2% direct and indirect job loss from employment base of 3.8 M

OTHER SERVICE/DOD FACTORS: Navy Clothing and Textile Research Facility (48 people) moves with Natick RDEC to Aberdeen Proving Ground.

ALTERNATIVES CONSIDERED Close Natick RDEC and realign missions to Rock Island Arsenal:

- Cost = \$219 M
- Payback = 8 Years
- NPV in 2015 = \$189 M

Document Separator



THE ARMY BASING STUDY

BRAC 95 ALTERNATIVE DOCUMENTATION SET

ALTERNATIVE NO.

CO6-1

		DATE
STATUS OF ANALYSIS:	RED	<input checked="" type="checkbox"/> <u>Feb 95</u>
	AMBER	<input type="checkbox"/> _____
	GREEN	<input type="checkbox"/> _____

DESCRIPTION

Close Natick RDEC:

- (1) Relocate missions and functions to Aberdeen Proving Ground, MD.
- (2) Relocate Headquarters, Test and Evaluation Command (HQ TECOM) from Aberdeen Proving Ground to White Sands Missile Range, NM.

ANALYST: MS. CATHY S. POLMATEER, COMMODITY/LAB ANALYST

ANALYST LOG FOR STUDY CANDIDATE: <u>NATICK</u>			
ALT NUMBER	DESCRIPTION	DATE	ACTION/RECOMMENDATION/RESULT/OUTCOME
C06-1	Close & Realign	14 Sep 94	SA disapproved closure & realignment
C06-2	Close & Realign	14 Sep 94	operationally not favorable by Army.

Figure 1. Sample Analyst Log



THE ARMY BASING STUDY

**BRAC 95
ALTERNATIVE
DOCUMENTATION
SET**

**ALTERNATIVE NO.
CO6-1**

SECTION I

SCENARIO DEVELOPMENT

a. OPTION NUMBER: CO6-1	b. CANDIDATE INSTALLATION: NATICK RDEC	c. DATE 28 OCT 94
-----------------------------------	--	-----------------------------

d. INSTALLATION CATEGORY: COMMODITY

e. SCENARIO DESCRIPTION / SUMMARY:
 CLOSE NATICK RDEC (NRDEC) TO REDUCE COSTLY INFRASTRUCTURE OVERHEAD BY CONSOLIDATING AND SUPPORTING INTEGRATED LIFE CYCLE MANAGEMENT. RELOCATE MISSIONS/FUNCTIONS OF NRDEC TO ABERDEEN PROVING GROUND (APG) TO CREATE THE SOLDIER SYSTEMS COMMAND. REALIGN HQ TECOM FROM APG TO WHITE SANDS MISSILE RANGE.

SOURCE: TASS, SINGLEY WHITE PAPER AND HQ AMC

f. INSTALLATIONS IN SCENARIO:

INSTALLATION NAME	STRATEGY (CLOSE/GAIN/LOSE/DEACTIVATE)	COMPLETION YEAR
NATICK RDEC	CLOSE	FY 98
APG	GAIN/LOSE	FY 98
WHITE SANDS	GAIN	FY 98

g. MAJOR ACTIVITIES AND/OR ORGANIZATIONS AFFECTED (OR POTENTIALLY AFFECTED):

SEE ATTACHED SHEET FOR DETAILS.

UIC/SRC	DESCRIPTION:	PERSONNEL STRENGTH: OFF/WOF/ENL/CIV/NAF/OTHER	STRATEGY: DESTINATION/YEAR

UIC/SRC	DESCRIPTION:	PERSONNEL STRENGTH: OFF/WOF/ENL/CIV/NAF/OTHER	STRATEGY: DESTINATION/YEAR

h. REMARKS

1. There are no RC units and facilities located at this installation.
2. There are no RC units training at this location.
3. There are no requirements for a RC enclave.
4. There are no enclave associated costs.
5. After careful review of the operational and financial impacts of closing/relocating this activity and associated research activities, the Army elected to discontinue its study of closure/realignment options.

Operational impacts:

- Natick is a unique, single-focus soldier systems R&D organization.
- Natick has unique DoD/Federal Government facilities/equipment, that would be costly to replicate.
- Natick combines R&D and engineering work for operational forces in support of soldier systems.
- Natick's research is linked to a strong historical academia environment. Relationships between DoD and this academic environment, allows DoD to exercise and maintain a dynamic R&D environment with exceptional leverage and excellent return on investment.
- Natick's highly skilled and educated workforce has indicated that they would not relocate if closed and realigned to another installation/s.
- Disruption to the ongoing R&D efforts during the implementation phase, would be unacceptable and costly.

Financial impact to close/realign Natick RDEC to Aberdeen Proving Ground, reflected a payoff that was not within the POM years:

- 1-Time Cost = \$160M
- Payback period = 7 years
- Break Even year = 2005
- Steady State = \$27M (1999)
- 20 year NPV = \$185M

OPTION #: C06-1

MOVEMENT OF NATICK RDEC TO APG: FY 96 ASIP TROOP LIST (06 MAY 94)

<u>UIC</u>	<u>DESCRIPTION</u>	<u>OFF</u>	<u>WO</u>	<u>ENL</u>	<u>CIV</u>	<u>OTHER</u>
W03WAA	1ST USA EVN MED	19	0	45	69	0
N62367	NAVY CLOTH RS	1	0	0	47	0
W038-A	USA NATICK RD&E CTR	12	2	37	844	0
W038NA	USA NATICK RD&E CTR	4	0	1	73	0
W3JU12	ACTAMC R&D INTERNS	0	0	0	5	0
	O/H REDUCTION	-1	0	-5	-190	0
	BOSMM	0	0	0	51	0
	F/S CHANGES	0	0	0	-6	0
TOTAL		35	2	78	893	0

MOVEMENT OF NATICK RDEC TO BASE X:

W49043	CTRDFAS INDI	0	0	0	52	0
P48975	DEFENSE PRINT	0	0	0	3	0
W2H804	ACTUSA MED DE	0	0	0	7	0
TOTAL		0	0	0	62	0

NATICK RDEC NOT ADDRESSED - OTHER (\$IMPACT ONLY):

\$03801	CREDIT UNITON	0	0	0	0	3
\$03802	SATO TRAVEL	0	0	0	0	3
@03801	FULLTIME CONTRAT	0	0	0	0	93
045303	AAFES	0	0	0	0	2
04530A	AAFES	0	0	0	0	5
DQ1001	NCO CLUB	0	0	0	0	16
TOTAL		0	0	0	0	122

NATICK RDEC SUMMARY:

NATICK (ASIP)	36	2	83	1100	122
BOSMM/FS CHGS/O/H RED	-1	0	-5	-145	0
OTHERS	0	0	0	0	-122
BASE X	0	0	0	-62	0
TOTAL PERSONNEL MOVING TO APG	35	2	78	893	0

MOVEMENT OF HQ TECOM FROM APG TO WHITE SANDS MISSILE RANGE:

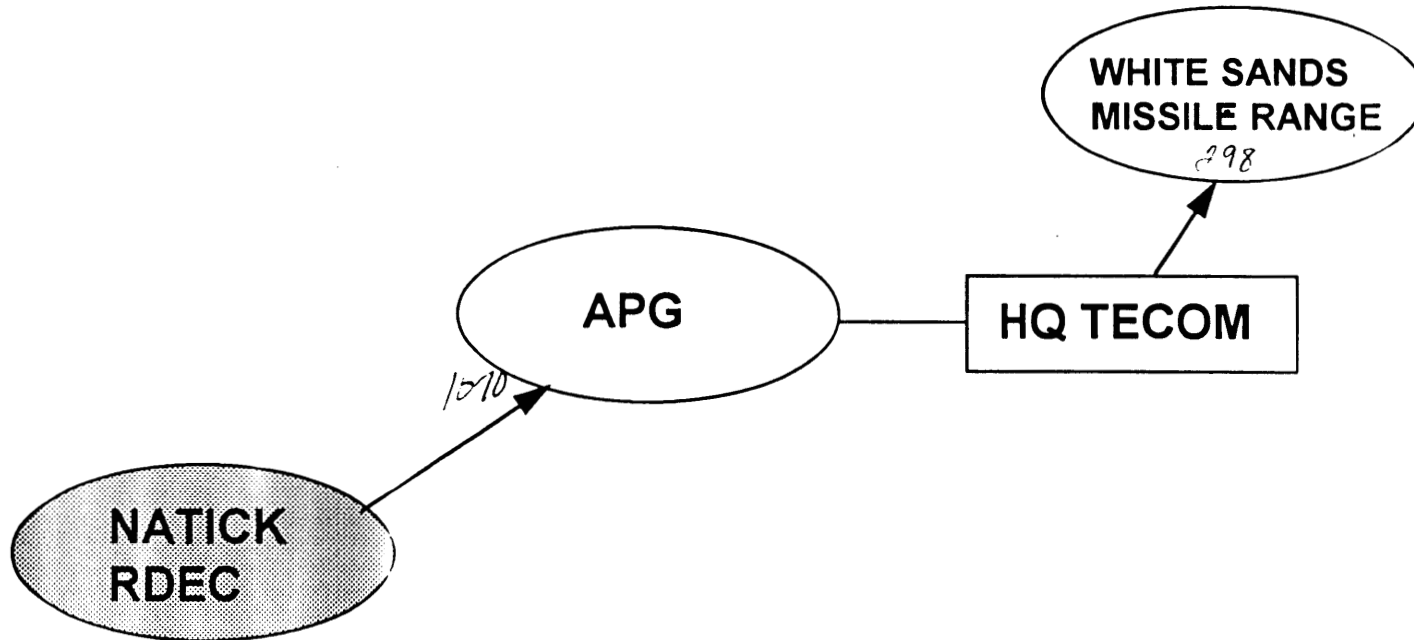
W0JE-A	HQ TECOM	25	0	9	264	0
	BOSMM	0	0	0	21	0
TOTAL		25	0	9	285	0

CLOSE HOLD/SENSITIVE

OPTION NUMBER: CO6-1

OPERATIONAL RATIONAL: CLOSE NATICK RDEC AND REALIGN MISSIONS FUNCTIONS TO ABERDEEN PROVING GROUND (APG). REALIGN HQ TECOM FROM APG TO WHITE SANDS MISSILE RANGE.

DATE: 28 OCT 94



CLOSE HOLD/SENSITIVE



THE ARMY BASING STUDY

**BRAC 95
ALTERNATIVE
DOCUMENTATION
SET**

ALTERNATIVE NO.
CO6-1

SECTION II

PERSONNEL & ORGANIZATION

DATA .

09/19/94

ASIP TROOP LIST ORDERED BY MAJOR UNIT

Database

HQRPLANS

Natick Res Dev & Eng Center -- 25690

Ver 4.20

MAJOR UNIT Z -- GARRISON

FY 1996

MC	UIC	SRC	CA	RS	UNUM	BR	DESCRIPTION	TOTAL OFF	US WOF	OTHER ENL	TOTAL MIL	TOTAL CIV	CIV
----	-----	-----	----	----	------	----	-------------	-----------	--------	-----------	-----------	-----------	-----

XB	W038-A			W038			USA NATICK RD&	12	2	37	51	844	0	844	895
AX	045303						AAFES	0	0	0	0	2	2	2	
HS	W2H804			W2H8			ACTUSA MED DEP	0	0	0	0	7	0	7	7
XB	W038NA			W038			USA NATICK RD&	4	0	1	5	73	0	73	78
NF	DQ1001						NCO CLUB	0	0	0	0	16	16	16	
CM	@03801						FULLTIME CONTR	0	0	0	0	0	93	93	93
AX	04530A						AAFES	0	0	0	0	5	5	5	

16 2 38 56 924 116 1040 1096

09/19/94

ASIP TROOP LIST ORDERED BY MAJOR UNIT

Database

HQRPLANS

Natick Res Dev & Eng Center -- 25690

Ver 4.20

MAJOR UNIT Z -- GARRISON

FY 2000

MC	UIC	SRC	CA	RS	UNUM	BR	DESCRIPTION	TOTAL OFF	US WOF	OTHER ENL	TOTAL MIL	TOTAL CIV	CIV
----	-----	-----	----	----	------	----	-------------	-----------	--------	-----------	-----------	-----------	-----

XB	W038-A			W038			USA NATICK RD&	12	2	37	51	829	0	829	880
AX	045303						AAFES	0	0	0	0	2	2	2	
AX	04530A						AAFES	0	0	0	0	5	5	5	
CM	@03801						FULLTIME CONTR	0	0	0	0	0	93	93	93
HS	W2H804			W2H8			ACTUSA MED DEP	0	0	0	0	7	0	7	7
XB	W038NA			W038			USA NATICK RD&	4	0	1	5	88	0	88	93
NF	DQ1001						NCO CLUB	0	0	0	0	16	16	16	

16 2 38 56 924 116 1040 1096

09/19/94
Database
HQRPLANS

ASIP TROOP LIST ORDERED BY MAJOR UNIT

Natick Res Dev & Eng Center -- 25690
MAJOR UNIT Y -- TENANTS
FY 1996

Ver 4.20

MC UIC	CA SRC	RS UNUM BR	DESCRIPTION	TOTAL OFF	US WOF	OTHER ENL	TOTAL MIL	TOTAL CIV	TOTAL CIV		
DF W49043		W490	CTRDFAS INDIA	0	0	0	0	52	0	52	52
CU \$03801			CREDIT UNION	0	0	0	0	3	3	3	
X4 W3JU12		W3JU	ACTAMC R&D INT	0	0	0	0	5	0	5	5
MD W03WAA 133		W03W	IST USA EVN ME	19	0	45	64	69	0	69	
UG P48975			DEFENSE PRINTI	0	0	0	0	3	0	3	3
TR \$03802			SATO	0	0	0	0	3	3	3	
NA N62367			NAVY	1	0	0	1	47	0	47	48
				20	0	45	65	176	6	182	247

09/19/94
Database
HQRPLANS

ASIP TROOP LIST ORDERED BY MAJOR UNIT

Natick Res Dev & Eng Center -- 25690
MAJOR UNIT Y -- TENANTS
FY 2000

Ver 4.20

MC UIC	CA SRC	RS UNUM BR	DESCRIPTION	TOTAL OFF	US WOF	OTHER ENL	TOTAL MIL	TOTAL CIV	TOTAL CIV		
UG P48975			DEFENSE PRINTI	0	0	0	0	3	0	3	3
MD W03WAA 124		W03W	IST USA EVN ME	19	0	45	64	60	0	60	
X4 W3JU12		W3JU	ACTAMC R&D INT	0	0	0	0	5	0	5	5
CU \$03801			CREDIT UNION	0	0	0	0	3	3	3	
NA N62367			NAVY	1	0	0	1	47	0	47	48
TR \$03802			SATO	0	0	0	0	3	3	3	
DF W49043		W490	CTRDFAS INDIA	0	0	0	0	52	0	52	52
				20	0	45	65	167	6	173	238

**ACTIVE ARMY BASE
MILITARY GRADE DISTRIBUTION PROJECTION**

NATICK RESEARCH, DEV AND ENG CTR, AMC/ATCOM

		<u>FY 1994</u>	<u>FY 2000</u>	<u>DIFFERENCE</u>	<u>% DIFF</u>
	O6	4	3	0	-10
	O5	7	6	-1	-10
	O4	14	13	-1	-10
	W4	2	2	0	0
	TOTAL	<u>27</u>	<u>24</u>	<u>-2</u>	<u>-9</u>
	O3	15	14	-2	-10
	W3	0	0	0	*****
	O2	0	0	0	*****
P	W2	0	0	0	*****
E	O1	0	0	0	*****
R	W1	0	0	0	*****
M	TOTAL	<u>15</u>	<u>14</u>	<u>-2</u>	<u>-10</u>
A	E9	1	1	0	-5
N	E8	2	2	0	-5
N	E7	6	6	0	-5
T	TOTAL	<u>9</u>	<u>9</u>	<u>0</u>	<u>-5</u>
P	E6	19	18	-1	-5
A	E5	23	22	-1	-5
R	E4	22	21	-1	-5
T	TOTAL	<u>65</u>	<u>62</u>	<u>-3</u>	<u>-5</u>
Y	E3	13	13	-1	-5
	E2	0	0	0	*****
	E1	0	0	0	*****
	TOTAL	<u>13</u>	<u>13</u>	<u>-1</u>	<u>-5</u>
GRAND	OFF	40	36	-4	-10
TOTAL	WOF	2	2	0	0
	ENL	87	83	-4	-5
TDY	OFF	0	0	0	*****
STUDENTS	ENL	0	0	0	*****
TRAINEES	ENL	0	0	0	*****

>>> GRADE LEVEL PROJECTIONS ARE BASED UPON PROFILES DEVELOPED FROM ON-POST PARENT LEVEL UIC'S FOR EACH FY. THESE PROFILES ARE APPLIED TO THE ASIP AUTHORIZATIONS TO PRODUCE A PROJECTED DISTRIBUTION. VALUES OF ZERO REPRESENT A DISTRIBUTION OF LESS THAN 0.5 OR ZERO. ***** = DIVIDE BY 0 ERROR.

FOR OFFICIAL USE ONLY

SAMAS as of 16 MAY 94

**ACTIVE ARMY
ASIP STATION REPORT : AMC/ATCOM**

Army Base = **NATICK RESEARCH, DEV AND ENG CTR**
 Stn Code = **25526**
 Station = **NATCK LAB, MA (NATICK RESEARCH, DEV AND ENG CTR)**

UIC	Rgt/Unbr Br	Parent Unit	SRC	ACTCO	FY	FY	FY	FY	FY	FY	FY
Asgt TPSN		Derivative Unit	Source	EDATE	1994	1995	1996	1997	1998	1999	2000
DDAAC		Compo	MDEP	CCNUM							

TYPE UNIT: TDA UNITS

W038-A	W038	USA NATICK RD&E CTR		R	OFF:	13	12	12	12	12	12
XB 56151			SMRDAI	19941101	WOF:	2	2	2	2	2	2
W13G07		1	ADSM		ENL:	37	37	37	37	37	37
					USC:	990	849	844	843	844	829
W03WAA	W03W	1ST USA EVN MED RSCH		R	OFF:	22	22	19	19	19	19
MD 56151			SMR	19961001	WOF:	0	0	0	0	0	0
W81NLC		1	RK01		ENL:	49	49	45	45	45	45
					USC:	77	77	69	66	63	60
W2H804	W2H8	ACTUSA MED DEPT USMA			OFF:	0	0	0	0	0	0
HS 46501	W2H8	USA HLTH CLN NATICK LAB	TAD		WOF:	0	0	0	0	0	0
		1	HSMT	HS0295	ENL:	0	0	0	0	0	0
					USC:	9	9	7	7	7	7
W3JU12	W3JU	ACTAMC R&D INTERNS			OFF:	0	0	0	0	0	0
X4 46041	AMC	CAREER INTERNS	DAR		WOF:	0	0	0	0	0	0
		1	RL03		ENL:	0	0	0	0	0	0
					USC:	5	5	5	5	5	5
W49043	W490	CTRDFAS INDIANAPOLIS		A	OFF:	0	0	0	0	0	0
DF 46421	W490	DFAS NATICK	DAR	19931101	WOF:	0	0	0	0	0	0
		1	JDFC		ENL:	0	0	0	0	0	0
					USC:	58	52	52	52	52	52

					TOTAL OFF:	35	34	31	31	31	31
					TOTAL WOF:	2	2	2	2	2	2
					TOTAL ENL:	86	86	82	82	82	82
					TOTAL USC:	1139	992	977	973	971	953

TYPE UNIT: OTHER TENANTS

\$03801		CREDIT UNION			OFF:	0	0	0	0	0	0
CU			DAI		WOF:	0	0	0	0	0	0
					ENL:	0	0	0	0	0	0
					USC:	0	0	0	0	0	0
					OTH:	3	3	3	3	3	3
\$03802		SATO			OFF:	0	0	0	0	0	0
TR			DAI		WOF:	0	0	0	0	0	0
					ENL:	0	0	0	0	0	0
					USC:	0	0	0	0	0	0
					OTH:	3	3	3	3	3	3
045303		AAFES			OFF:	0	0	0	0	0	0
AX		NATICK RETAIL STORE	DAI		WOF:	0	0	0	0	0	0
					ENL:	0	0	0	0	0	0
					USC:	0	0	0	0	0	0
					OTH:	2	2	2	2	2	2
04530A		AAFES			OFF:	0	0	0	0	0	0
AX		POST CAFETERIA	DAI		WOF:	0	0	0	0	0	0
					ENL:	0	0	0	0	0	0
					USC:	0	0	0	0	0	0
					OTH:	5	5	5	5	5	5
003801		FULLTIME CONTRACT SPT			OFF:	0	0	0	0	0	0
CM			DAI		WOF:	0	0	0	0	0	0
					ENL:	0	0	0	0	0	0
					USC:	0	0	0	0	0	0
					OTH:	55	93	93	93	93	93

FOR OFFICIAL USE ONLY

SAMAS as of 16 MAY 94

**ACTIVE ARMY
ASIP STATION REPORT : AMC/ATCOM**

Army Base = **NATICK RESEARCH, DEV AND ENG CTR**
 Stn Code = **25526**
 Station = **NATCK LAB, MA (NATICK RESEARCH, DEV AND ENG CTR)**

UIC	Rgt/Unbr	Br Parent Unit	SRC	ACTCO	FY	FY	FY	FY	FY	FY	FY
Asgt TPSN	Derivative Unit	Compo	Source	EDATE	1994	1995	1996	1997	1998	1999	2000
DODAAC			MDCR	CCNUM							
DQ1001		NCO CLUB			OFF:	0	0	0	0	0	0
NF	NCO CLUB		DAI		WOF:	0	0	0	0	0	0
					ENL:	0	0	0	0	0	0
					USC:	0	0	0	0	0	0
					OTH:	16	16	16	16	16	16
N62367		NAVY			OFF:	1	1	1	1	1	1
NA	CLOTH RSCH FAC		DAI		WOF:	0	0	0	0	0	0
					ENL:	0	0	0	0	0	0
					USC:	53	47	47	47	47	47
P48975		DEFENSE PRINTING SVC			OFF:	0	0	0	0	0	0
UG			DAI		WOF:	0	0	0	0	0	0
					ENL:	0	0	0	0	0	0
					USC:	5	3	3	3	3	3
W038NA	W038	USA NATICK RD&E CTR			OFF:	4	4	4	4	4	4
XB 56151	NON-ADDITIVE AUTHORIZATIONS	1	TAD	X10295	WOF:	0	0	0	0	0	0
			ADSM		ENL:	1	1	1	1	1	1
					USC:	0	68	73	74	73	88
					TOTAL OFF:	5	5	5	5	5	5
					TOTAL WOF:	0	0	0	0	0	0
					TOTAL ENL:	1	1	1	1	1	1
					TOTAL USC:	58	118	123	124	123	138
					TOTAL OTH:	84	122	122	122	122	122
OTHER TENANTS					TOTAL OFF:	40	39	36	36	36	36
					TOTAL WOF:	2	2	2	2	2	2
					TOTAL ENL:	87	87	83	83	83	83
					TOTAL MIL:	129	128	121	121	121	121
					TOTAL USC:	1197	1110	1100	1097	1094	1091
					TOTAL OTH:	84	122	122	122	122	122
					TOTAL CIV:	1281	1232	1222	1219	1216	1213
					TOTAL POP:	1410	1360	1343	1340	1337	1334

Supported Population (All Services)

Active: 730
 Dependents of Active: 1116
 Reserve Component: 0
 Dependents of Reserve Component: 453
 Retiree: 3433
 Dependents of Retiree + Survivors: 3306

 9038

Source: FY 1993 DEERS data from the Defense Medical Information System (DMIS)

FOR OFFICIAL USE ONLY

SAMAS as of 16 MAY 94

**ACTIVE ARMY
ASIP STATION REPORT : AMC/TECOM
CLOSURE ACTION = BRAC 91 - GAIN**

Army Base = ~~ABERDEEN PROVING GROUND~~
 Btn Code = 24004
 Station = APG, MD (ABERDEEN PROVING GROUND)

UIC	Rgt/Unbr	Br	Parent Unit	SRC	ACTCO	FY	FY	FY	FY	FY	FY	FY
Asgt TPSN	Derivative Unit		Source	EDATE		1994	1995	1996	1997	1998	1999	2000
DODAAC	Compo		MDEP	CCNUM								

TYPE UNIT: TOE UNITS

W999!R	(319)	DAIM-FDP ADD	DAI		OFF:	2	2	2	2	2	2	2
					WOF:	0	0	0	0	0	0	0
					ENL:	0	0	0	0	0	0	0
WCX8AA	00 0389 AG	BNDARMY	12113L000200	U	OFF:		0	0	0	0	0	0
X8 30420			SMR	19941001	WOF:		1	1	1	1	1	1
W81DKJ		1	QBND	X10195	ENL:		39	39	39	39	39	39
WCYLAA	00 0523 MP	CO CBT SPT	19177L000100	J	OFF:	0						
XM 33579			SMS	19940928	WOF:	0						
W8032F		1	WLEA		ENL:	0						
WH60AA	00 0011 MI	CO TECH INTEL	34624L000300	R	OFF:	6	6	6	6	6	6	6
AS 33387			SMS	19941016	WOF:	6	6	6	6	6	6	6
W800XK		1	WA13	AS0195	ENL:	79	87	87	87	87	87	87
TOTAL OFF:						8	8	8	8	8	8	8
TOTAL WOF:						6	7	7	7	7	7	7
TOTAL ENL:						79	126	126	126	126	126	126

TOE UNITS

TYPE UNIT: TDA AUG TO TOE UNIT

WBVA00	00 0513	AUGMI BDE EAC			OFF:	1	1	1	1	1	1	1
AS 33378	SPT ELE	ABERDEEN PG	DAR		WOF:	0	0	0	0	0	0	0
		1	WA13		ENL:	0	0	0	0	0	0	0
TOTAL OFF:						1	1	1	1	1	1	1
TOTAL WOF:						0	0	0	0	0	0	0
TOTAL ENL:						0	0	0	0	0	0	0

TDA AUG TO TOE UNIT

TYPE UNIT: TDA UNITS

W03H-A	W03H	AGYUSA ENV HYGENE		R	OFF:	64	55	55	55	55	55	55
HS 56151			SMSTAD	19951001	WOF:	0	0	0	0	0	0	0
W23MWP		1	HSHE		ENL:	33	33	33	33	33	33	33
					USC:	442	471	470	470	470	470	470
W0JE-A	W0JE	HQ USATECOM		M	OFF:	27	25	25	25	25	25	25
XM 46032			SMSTAD	19951001	WOF:	0	0	0	0	0	0	0
W81896		1	GP3I		ENL:	16	9	9	9	9	9	9
					USC:	293	271	264	260	231	210	210
W0KE01	W0KE	AGY USA LEGAL SERVICE			OFF:	1	1	1	1	1	1	1
SE 46041	W0KE USA TRIAL DEFENSE SERVICE		TAD		WOF:	0	0	0	0	0	0	0
		1	FAJA	SF0495	ENL:	0	0	0	0	0	0	0
W0KP04	W0KP	CTR FRGN SCI			OFF:	1	1	1	1	1	1	1
AS 46083	FOREIGN SYSTEMS DIV, FSTC		DAR		WOF:	0	0	0	0	0	0	0
		1	VSOA		ENL:	0	0	0	0	0	0	0
					USC:	14	14	14	14	14	14	14
W1D4!A	W1D4	CTRUSA ORD SCH &			OFF:	0	0	0	0	0	0	0
TC 66111	SPT ELEMENT - FT BELVOIR		DAR		WOF:	0	0	0	0	0	0	0
		1	VTRD		ENL:	43	43	43	43	43	43	43

FOR OFFICIAL USE ONLY

SAMAS as of 16 MAY 94

ACTIVE ARMY ASIP STATION REPORT : AMC/TECOM CLOSURE ACTION = BRAC 91 - GAIN

Army Base = **ABERDEEN PROVING GROUND**
 Stn Code = **24004**
 Station = **APG, MD (ABERDEEN PROVING GROUND)**

IC	Rgt/Unbr	Br	Parent Unit	SRC	ACTCO	FY	FY	FY	FY	FY	FY	FY
Asgt	TPSN		Derivative Unit	Source	EDATE	1994	1995	1996	1997	1998	1999	2000
DDAAC		Compo		MDEP	CCNUM							
W1D4-A	W1D4		CTRUSA ORD SCH &		R OFF:	34	0	0	0	0	0	0
TC 66111				SMSTAD	19991001	WOF:	11	0	0	0	0	0
W23C8D		1		QNCQ		ENL:	105	-43	-65	-65	-65	-65
						USC:	135	-1	-4	-5	-4	-4
W1D4A2	W1D4		CTRUSA ORD SCH &		OFF:	0	0	0	0	0	0	0
TC 66111	W1D4		ANCOC CO, NCO ACADEMY	TAD	WOF:	0	0	0	0	0	0	0
		1		VTRD	TC0295	ENL:	13	13	13	13	13	13
W1D4A3	W1D4		CTRUSA ORD SCH &		OFF:	0	0	0	0	0	0	0
TC 66111	W1D4		BNCOC CO, NCO ACADEMY	TAD	WOF:	0	0	0	0	0	0	0
		1		VTRD	TC0295	ENL:	21	21	21	21	21	21
W1D4A8	W1D4		CTRUSA ORD SCH &		OFF:	0	0	0	0	0	0	0
TC 66111	W1D4		NCO ACADEMY	TAD	WOF:	0	0	0	0	0	0	0
		1		VTRD	TC0295	ENL:	18	18	18	18	18	18
W1D4C1	W1D4		CTRUSA ORD SCH &		OFF:	1	1	1	1	1	1	1
TC 66111	W1D4		16TH ORDNANCE BN CO A	TAD	WOF:	0	0	0	0	0	0	0
		1		VTRD	TC0295	ENL:	9	9	9	9	9	9
W1D4C2	W1D4		CTRUSA ORD SCH &		OFF:	1	1	1	1	1	1	1
TC 66111	W1D4		16TH ORDNANCE BN CO B	TAD	WOF:	0	0	0	0	0	0	0
		1		VTRD	TC0295	ENL:	9	9	9	9	9	9
W1D4C3	W1D4		CTRUSA ORD SCH &		OFF:	1	1	1	1	1	1	1
TC 66111	W1D4		16TH ORDNANCE BN CO C PP	TAD	WOF:	0	0	0	0	0	0	0
		1		VTRD	TC0295	ENL:	9	9	9	9	9	9
W1D4C5	W1D4		CTRUSA ORD SCH &		OFF:	1	1	1	1	1	1	1
TC 66111	W1D4		16TH ORDNANCE BN CO E PP	TAD	WOF:	0	0	0	0	0	0	0
		1		VTRD	TC0295	ENL:	3	3	3	3	3	3
						USC:	1	1	1	1	1	1
W1D4C6	W1D4		CTRUSA ORD SCH &		OFF:	1	1	1	1	1	1	1
TC 66111	W1D4		16 ORDNANCE BN CO F	TAD	WOF:	0	0	0	0	0	0	0
		1		VTRD	TC0295	ENL:	2	2	2	2	2	2
						USC:	2	2	2	2	2	2
W1D4D1	W1D4		CTRUSA ORD SCH &		OFF:	1	1	1	1	1	1	1
TC 66111	W1D4		143D ORD BN, CO A PP	TAM	WOF:	0	0	0	0	0	0	0
		1		VTRD	TC0295	ENL:	11	11	11	11	11	11
W1D4D2	W1D4		CTRUSA ORD SCH &		OFF:	1	1	1	1	1	1	1
TC 66111	W1D4		143D ORD BN, CO B PP	TAM	WOF:	0	0	0	0	0	0	0
		1		VTRD	TC0295	ENL:	10	10	10	10	10	10
W1D4D3	W1D4		CTRUSA ORD SCH &		OFF:	1	1	1	1	1	1	1
TC 66111	W1D4		143D ORD BN, CO C PP	TAM	WOF:	0	0	0	0	0	0	0
		1		VTRD	TC0295	ENL:	11	11	11	11	11	11
W1D4ZA	W1D4		CTRUSA ORD SCH &		OFF:	34	34	34	34	34	34	34
TC 66111	W1D4		61ST ORD BDE PP	TAD	WOF:	4	4	4	4	4	4	4
		1		VTRD	TC0295	ENL:	102	102	102	102	102	102
						USC:	109	109	109	109	109	109
W1D4ZC	W1D4		CTRUSA ORD SCH &		OFF:	11	11	11	11	11	11	11
TC 66111	W1D4		16 ORDNANCE BN	TAD	WOF:	11	11	11	11	11	11	11
		1		VTRD	TC0295	ENL:	381	381	381	381	381	381
						USC:	63	63	63	63	63	63

FOR OFFICIAL USE ONLY

SAMAS as of 16 MAY 94

ACTIVE ARMY ASIP STATION REPORT : AMC/TECOM CLOSURE ACTION = BRAC 91 - GAIN

Army Base = **ABERDEEN PROVING GROUND**
 Stn Code = **24004**
 Station = **APG, MD (ABERDEEN PROVING GROUND)**

UIC	Rgt/Unbr	Br	Parent Unit	SRC	ACTCO	FY	FY	FY	FY	FY	FY	FY
Asgt TPSN	Derivative Unit		Compo	Source	EDATE	1994	1995	1996	1997	1998	1999	2000
DODAAC				MDEP	CCNUM							
W1D4ZD TC 66111	W1D4	CTRUSA	ORD SCH & 143 ORD BN	TAM VTRD		OFF: WOF: ENL: USC:	10 7 282 42	10 7 282 42	10 7 282 42	10 7 282 42	10 7 282 42	10 7 282 42
W1E102 TC 46551 W81EDK	W1E1	SCH	SCH MIL PKG TECH	TAD TAOR	TC0295	OFF: WOF: ENL: USC:	0 0 0 5	0 0 0 34	0 0 0 34	0 0 0 34	0 0 0 34	0 0 0 34
W26204 XD 46032	W262	CMDHQ ARL	LAB ARMY RSCH EDGEWOOD A	TAM ASIE	19940601 X10295	A OFF: WOF: ENL: USC:	1 0 1 66	1 0 1 66	1 0 1 66	1 0 1 66	1 0 1 66	1 0 1 66
W26210 XD 46032	W262	CMDHQ ARL	LAB ARMY RSCH ABERDEEN PG	TAD ASIE	19940601 X10295	A OFF: WOF: ENL: USC:	27 0 22 1055	27 0 22 1015	27 0 22 1024	28 0 22 1019	26 0 22 1009	26 0 22 949
W2DF-A XL 56151	W2DF	USA CHEM MGT	DES AGCY	SMSDAI VCWT	19941001	M OFF: WOF: ENL: USC:	11 0 0 210	11 0 0 206	11 0 0 154	11 0 0 142	11 0 0 142	11 0 0 142
W2DF02 XL 56151	W2DF	USA CHEM MGT	DES AGCY	DAR VCWT		OFF: WOF: ENL: USC:	0 0 0 12	0 0 0 9	0 0 0 9	0 0 0 9	0 0 0 9	0 0 0 9
W2DH33 HS 46501	W2DH	CTRWRAMC	KIRK US ARMY HEALTH CLN	TAD E32H	HS0295	OFF: WOF: ENL: USC:	23 0 58 90	24 0 58 115	24 0 58 115	24 0 58 115	24 0 58 115	24 0 58 115
W2KR10 HS 46501	W2KR	ACTUSA MED DEPT	USA DENTAL CLINIC APG	TAD VCND	HS0295	OFF: WOF: ENL: USC:	4 0 5 15	4 0 5 15	4 0 5 15	4 0 5 15	4 0 5 15	4 0 5 15
W2KR12 HS 46501	W2KR	ACTUSA MED DEPT	USA DENTAL CLN EDGEWOOD	TAM VCND	HS0295	OFF: WOF: ENL: USC:	0 0 2 2	0 0 2 2	0 0 2 2	0 0 2 2	0 0 2 2	0 0 2 2
W2KR15 HS 46501	W2KR	ACTUSA MED DEPT	VET BRANCH APG	TAD VCND	HS0295	OFF: WOF: ENL: USC:	1 0 6 1	1 0 6 1	1 0 6 1	1 0 6 1	1 0 6 1	1 0 6 1
W2SD1A CE 56652	W2SD	DIV ENG NO ATLANTIC	ENG DIST BALT-APG FLD OFC	DAR E3RE		OFF: WOF: ENL: USC:	1 0 0 31	1 0 0 31	1 0 0 31	1 0 0 31	1 0 0 31	1 0 0 31
W31703 X9 46131	W317	CMD STRI	FLD OFC PM ITTS	DAR TAPE		OFF: WOF: ENL: USC:	0 0 0 7	0 0 0 7	0 0 0 7	0 0 0 7	0 0 0 7	0 0 0 7

FOR OFFICIAL USE ONLY

SAMAS as of 16 MAY 94

ACTIVE ARMY ASIP STATION REPORT : AMC/TECOM CLOSURE ACTION = BRAC 91 - GAIN

Army Base = **ABERDEEN PROVING GROUND**
 Stn Code = **24004**
 Station = **APG, MD (ABERDEEN PROVING GROUND)**

UIC	Rgt/Unbr	Br Parent Unit	SRC	ACTCO	FY	FY	FY	FY	FY	FY	FY
Asgt TPSN	Derivative Unit	Compo	Source	EDATE	1994	1995	1996	1997	1998	1999	2000
DODAAC			MDEP	CCNUM							
W38N-A XA 56953 W23XWL	W38N	OFCTECH ESCORT		X OFF: SMSTAD 19941001 WOF: ASLT X10195 ENL: USC:	17 0 48 20	17 0 48 11	17 0 48 11	17 0 48 11	17 0 48 11	17 0 48 11	17 0 48 11
W3JC-A X5 56151 W23SR3	W3JC	ACTAMSAA		M OFF: SMSTAD 19941101 WOF: AMSA ENL: USC:	22 0 10 409	18 0 10 354	18 0 10 351	18 0 10 350	18 0 10 350	18 0 10 350	18 0 10 350
W3JU02 X4 46041	W3JU	ACTAMC R&D INTERNS AMC CAREER INTERNS		OFF: DAR WOF: RL03 ENL: USC:	0 0 0 2	0 0 0 2	0 0 0 2	0 0 0 2	0 0 0 2	0 0 0 2	0 0 0 2
W3JU03 X4 46041	W3JU	ACTAMC R&D INTERNS AMC CAREER INTERNS (ARL)		OFF: DAR WOF: RL03 ENL: USC:	0 0 0 25	0 0 0 25	0 0 0 25	0 0 0 25	0 0 0 25	0 0 0 25	0 0 0 25
W3L8-A AS 56084 W81DC9	W3L8	BN USA FORGN MAT		X OFF: SMSTAD 19950101 WOF: XTIS ENL: USC:	13 0 70 3	13 0 70 3	13 0 70 3	13 0 70 3	13 0 70 3	13 0 70 3	13 0 70 3
W3LD44 CB 46391	W3LD	RGN3RD USACIDC W3LD 3D RGN ABERDEEN RA		OFF: TAD WOF: VSSO CB0295 ENL: USC:	0 1 2 1	0 1 2 1	0 1 2 1	0 1 2 1	0 1 2 1	0 1 2 1	0 1 2 1
W3S203 AS 56034	W3S2	BN USAINSCOM MI W3S2 ABERDEEN RES OFC		OFF: TAD WOF: XTIS AS0295 ENL: USC:	1 0 3 1	1 0 3 1	1 0 3 1	1 0 3 1	1 0 3 1	1 0 3 1	1 0 3 1
W3V8AA SE 46032 W81W25	W3V8	CTR USA ENV		M OFF: SMR 19961001 WOF: BR29 ENL: USC:	9 0 0 218	9 0 0 218	9 0 0 216	8 0 0 216	8 0 0 216	8 0 0 216	8 0 0 216
W45915 XX 46291 W80RA9	W459	USA TMDE SPT GP REG 1 W459 OFC, ABERDEEN PG DISTRICT		OFF: TAD WOF: AMTE X10295 ENL: USC:	0 0 14 19	0 0 14 19	0 0 14 19	0 0 14 19	0 0 14 19	0 0 14 19	0 0 14 19
W49066 DF 46421	W490	CTRFAS INDIANAPOLIS W490 DFAS APG		A OFF: DAR 19931101 WOF: JDFC ENL: USC:	0 0 0 150	0 0 0 150	0 0 0 150	0 0 0 150	0 0 0 150	0 0 0 150	0 0 0 150
W4D7-A MD 56151 W23MEX	W4D7	IST MED RES CHEM DEF		X OFF: SMSTAD 19961001 WOF: RK01 ENL: USC:	35 0 38 173	35 0 38 172	32 0 39 156	32 0 39 149	32 0 39 141	32 0 39 137	32 0 39 137
W4D701 MD 56151	W4D7	IST MED RES CHEM DEF W4D7 DET CDR/ADJ BR		OFF: TAD WOF: RK01 MD0295 ENL: USC:	1 0 2 4	1 0 2 4	1 0 2 4	1 0 2 4	1 0 2 4	1 0 2 4	1 0 2 4

FOR OFFICIAL USE ONLY

SAMAS as of 16 MAY 94

**ACTIVE ARMY
ASIP STATION REPORT : AMC/TECOM
CLOSURE ACTION = BRAC 91 - GAIN**

Army Base = **ABERDEEN PROVING GROUND**
Jtn Code = **24004**
Station = **APG, MD (ABERDEEN PROVING GROUND)**

UIC	Rgt/Unbr	Br Parent Unit	SRC	ACTCO	FY	FY	FY	FY	FY	FY	FY
Asgt TPSN	Derivative Unit		Source	EDATE	1994	1995	1996	1997	1998	1999	2000
DODAAC	Compo		MDEP	CCNUM							
W4MK02 XQ 56151	W4MK ARDEC,	CTRARDEC FIRE TBL5 BR, FSAC	DAR ASFR		OFF: WOF: ENL: USC:	0 0 0 6	0 0 0 6	0 0 0 6	0 0 0 6	0 0 0 6	0 0 0 6
W4ML-A XA 56151	W4ML	CMD USA CML & BIO DEF	SMSDAI ASIE	19941001	R OFF: WOF: ENL: USC:	42 1 30 1004	41 1 28 810	41 1 28 807	41 1 28 807	41 1 28 736	41 1 28 690
W4QUAA XM 56151 W81C5M	W4QU	U USA CSTA	SMS RL02	19941101	R OFF: WOF: ENL: USC:	14 1 159 955	13 1 140 955	13 1 140 939	13 1 140 928	13 1 140 891	13 1 140 865
W4QVAA XM 56151 W81FT7	W4QV	ACTV USA APGS	SMS E32H	19951001	M OFF: WOF: ENL: USC:	18 1 298 1596	18 1 257 1441	18 1 261 1420	18 1 261 1408	18 1 261 1376	18 1 261 1371
					TOTAL OFF:	430	380	377	377	375	375
					TOTAL WOF:	37	26	26	26	26	26
					TOTAL ENL:	1846	1629	1612	1612	1612	1612
					TOTAL USC:	7181	6645	6530	6477	6291	6129

TDA UNITS

TYPE UNIT: PCS STUDENTS

I091/P TC	ORDINANCE SCH, APG PCS STUDENTS-BILLET LOAD	ATR	1994	OFF: WOF: ENL:	104 0 0	0 0 0	0 0 0	0 0 0	0 0 0	0 0 0
					TOTAL OFF:	104	0	0	0	0
					TOTAL WOF:	0	0	0	0	0
					TOTAL ENL:	0	0	0	0	0

PCS STUDENTS

TYPE UNIT: TDY STUDENTS

I091/Y TC	ORDINANCE SCH, APG TDY STUDENTS-BILLET LOAD	ATR	2000	OFF: WOF: ENL:	132 37 239	134 70 226	142 69 255	140 65 257	140 57 257	140 57 257	140 57 257
I092/Y TC	ORDINANCE SCH, APG TDY STUDENTS-BILLET LOAD	ATR	1994	OFF: WOF: ENL:	0 0 47	0 0 0	0 0 0	0 0 0	0 0 0	0 0 0	
I691/Y TC	NCO ACADEMY - APG TDY STUDENTS-BILLET LOAD	ATR	2000	OFF: WOF: ENL:	0 0 538	0 0 561	1 0 449	1 0 433	1 0 418	1 0 418	1 0 418
I878/Y HS	ENVIRO HYGIENE APG TDY STUDENTS-BILLET LOAD	ATR	2000	OFF: WOF: ENL: USC:	1 0 0 0	2 0 0 0	1 0 0 2	1 0 0 2	1 0 0 2	1 0 0 2	1 0 0 2
I879/Y HS	USAMRICD ABERDEEN PG, TDY STUDENTS-BILLET LOAD	ATR	2000	OFF: WOF: ENL:	3 0 0	4 0 0	4 0 0	4 0 0	4 0 0	4 0 0	4 0 0

FOR OFFICIAL USE ONLY

SAMAS as of 16 MAY 94

ACTIVE ARMY ASIP STATION REPORT : AMC/TECOM CLOSURE ACTION = BRAC 91 - GAIN

\rmy Base = **ABERDEEN PROVING GROUND**
 tn Code = **24004**
 Station = **APG, MD (ABERDEEN PROVING GROUND)**

UIC	Rgt/Unbr Br	Parent Unit	SRC	ACTCO	FY	FY	FY	FY	FY	FY	FY
Asgt TPSN	Derivative Unit	Compo	Source	EDATE	1994	1995	1996	1997	1998	1999	2000
DODAAC			MDEP	CCNUM							
1908/Y	SCH MILITARY PKG TECH			OFF:	1	1	1	1	1	1	1
TC	TDY STUDENTS-BILLET LOAD		ATR	2000	WOF:	0	0	0	0	0	0
	1				ENL:	7	11	14	14	14	14
					USC:	16	22	14	13	13	13
1951/Y	FIELD SAFETY ACTIVITY			OFF:	0	0					
X1	TDY STUDENTS-BILLET LOAD		ATR	1994	WOF:	0	0				
	1				ENL:	0	0				
					USC:	3	0				
TDY STUDENTS					TOTAL OFF:	137	141	149	147	147	147
					TOTAL WOF:	37	70	69	65	57	57
					TOTAL ENL:	831	798	718	704	689	689
					TOTAL USC:	19	22	16	15	15	15
TYPE UNIT: TRAINEES											
1091/T	ORDINANCE SCH, APG			OFF:	0	0	0	0	0	0	0
TC	AIT TRAINEES-BILLET LOAD		ATR	2000	WOF:	0	0	0	0	0	0
	1				ENL:	1138	1711	2035	2152	2128	2128
					USC:	1	2	0	0	0	0
1092/T	ORDINANCE SCH, APG			OFF:	0	0					
TC	AIT TRAINEES-BILLET LOAD		ATR	1994	WOF:	0	0				
	1				ENL:	468	0				
TRAINEES					TOTAL OFF:	0	0	0	0	0	0
					TOTAL WOF:	0	0	0	0	0	0
					TOTAL ENL:	1606	1711	2035	2152	2128	2128
					TOTAL USC:	1	2	0	0	0	0
TYPE UNIT: OTHER TENANTS											
!1D401	DEF REUTIL & MKTG OFC		DAI	OFF:	0	0	0	0	0	0	0
DF				WOF:	0	0	0	0	0	0	0
				ENL:	0	0	0	0	0	0	0
				USC:	19	19	19	19	19	19	19
!1D402	DEFENSE INVEST SVC		DAI	OFF:	0	0	0	0	0	0	0
DF				WOF:	0	0	0	0	0	0	0
				ENL:	0	0	0	0	0	0	0
				USC:	7	7	7	7	7	7	7
!1D403	US POSTAL SERVICE		DAI	OFF:	0	0	0	0	0	0	0
PS				WOF:	0	0	0	0	0	0	0
				ENL:	0	0	0	0	0	0	0
				USC:	0	0	0	0	0	0	0
				OTH:	13	13	13	13	13	13	13
!1D404	DEFENSE PRINTING SVC		DAI	OFF:	0	0	0	0	0	0	0
DF				WOF:	0	0	0	0	0	0	0
				ENL:	0	0	0	0	0	0	0
				USC:	35	35	35	35	35	35	35
!1D405	ADMIN DET USMC		DAI	OFF:	3	3	3	3	3	3	3
MC				WOF:	2	2	2	2	2	2	2
				ENL:	54	54	54	54	54	54	54

FOR OFFICIAL USE ONLY

SAMAS as of 16 MAY 94

ACTIVE ARMY
ASIP STATION REPORT : AMC/TECOM
CLOSURE ACTION = BRAC 91 - GAIN

Army Base = **ABERDEEN PROVING GROUND**
In Code = **24004**
Station = **APG, MD (ABERDEEN PROVING GROUND)**

IC	Rgt/Unbr Br Parent Unit	SRC	ACTCO	FY	FY	FY	FY	FY	FY	FY
Asgt TPSN	Derivative Unit	Source	EDATE	1994	1995	1996	1997	1998	1999	2000
DDAAC	Compo	MDEP	CCNUM							
#1D401	RED CROSS		OFF:	0	0	0	0	0	0	0
RK		DAI	WOF:	0	0	0	0	0	0	0
			ENL:	0	0	0	0	0	0	0
			USC:	0	0	0	0	0	0	0
			OTH:	3	3	3	3	3	3	3
\$1D401	BANK		OFF:	0	0	0	0	0	0	0
SA	MARYLAND NATIONAL BANK	DAI	WOF:	0	0	0	0	0	0	0
			ENL:	0	0	0	0	0	0	0
			USC:	0	0	0	0	0	0	0
			OTH:	6	6	6	6	6	6	6
\$1D402	CREDIT UNION		OFF:	0	0	0	0	0	0	0
CU	MATCOM FCU	DAI	WOF:	0	0	0	0	0	0	0
			ENL:	0	0	0	0	0	0	0
			USC:	0	0	0	0	0	0	0
			OTH:	28	28	28	28	28	28	28
\$1D403	CREDIT UNION		OFF:	0	0	0	0	0	0	0
CU	APG FED CRD UNION	DAI	WOF:	0	0	0	0	0	0	0
			ENL:	0	0	0	0	0	0	0
			USC:	0	0	0	0	0	0	0
			OTH:	70	70	70	70	70	70	70
\$1D404	SATO		OFF:	0	0	0	0	0	0	0
TR		DAI	WOF:	0	0	0	0	0	0	0
			ENL:	0	0	0	0	0	0	0
			USC:	0	0	0	0	0	0	0
			OTH:	10	10	10	10	10	10	10
*1D401	MARYLAND ARMY NATL GD		OFF:	0	0	0	0	0	0	0
GB	FULL-TIME SUPPORT	DAI	WOF:	0	0	0	0	0	0	0
			ENL:	0	0	0	0	0	0	0
			USC:	118	118	118	118	118	118	118
*1D402	MD DEPT OF ECON EMPL		OFF:	0	0	0	0	0	0	0
SL		DAI	WOF:	0	0	0	0	0	0	0
			ENL:	0	0	0	0	0	0	0
			USC:	0	0	0	0	0	0	0
			OTH:	1	1	1	1	1	1	1
040505	AAFES		OFF:	0	0	0	0	0	0	0
AX	MAIN STORE	DAI	WOF:	0	0	0	0	0	0	0
			ENL:	0	0	0	0	0	0	0
			USC:	0	0	0	0	0	0	0
			OTH:	240	240	240	240	240	240	240
01D401	COLLEGES		OFF:	0	0	0	0	0	0	0
CL	EXTENSION PROGRAM	DAI	WOF:	0	0	0	0	0	0	0
			ENL:	0	0	0	0	0	0	0
			USC:	0	0	0	0	0	0	0
			OTH:	17	17	17	17	17	17	17
01D402	FULLTIME CONTRACT SPT		OFF:	0	0	0	0	0	0	0
CM		DAI	WOF:	0	0	0	0	0	0	0
			ENL:	0	0	0	0	0	0	0
			USC:	0	0	0	0	0	0	0
			OTH:	1630	1630	1630	1630	1630	1630	1630

FOR OFFICIAL USE ONLY

SAMAS as of 16 MAY 94

ACTIVE ARMY ASIP STATION REPORT : AMC/TECOM CLOSURE ACTION = BRAC 91 - GAIN

Army Base = **ABERDEEN PROVING GROUND**
Jtn Code = **24004**
Station = **APG, MD (ABERDEEN PROVING GROUND)**

UIC	Rgt/Unbr Br Parent Unit	SRC	ACTCO									
Asgt TPSN	Derivative Unit	Source	EDATE	FY	FY	FY	FY	FY	FY	FY	FY	FY
DODAAC	Compo	MDEP	CCNUM	1994	1995	1996	1997	1998	1999	2000		
DA1001	NON-APPROPRIATED FUND			OFF:	0	0	0	0	0	0	0	0
NF	ABERDEEN INSTALLATION MWR FND	DAI		WOF:	0	0	0	0	0	0	0	0
				ENL:	0	0	0	0	0	0	0	0
				USC:	0	0	0	0	0	0	0	0
				OTH:	445	440	430	430	430	430	430	430
DCNE12	DEFENSE COMSY AGENCY			OFF:	0	0	0	0	0	0	0	0
DF	ABERDEEN PG COMSY	DAI		WOF:	0	0	0	0	0	0	0	0
				ENL:	0	0	0	0	0	0	0	0
				USC:	62	62	62	62	62	62	62	62
FX0J	0363 AIR FORCE			OFF:	1	1	1	1	1	1	1	1
AF	TECHNICAL TRAINING	DAI		WOF:	0	0	0	0	0	0	0	0
				ENL:	28	28	28	28	28	28	28	28
				USC:	0	0	0	0	0	0	0	0
				OTH:	5	5	5	5	5	5	5	5
W03HNA	W03H AGYUSA ENV HYGENE			OFF:	10	10	10	10	10	10	10	10
HS 56151	NON-ADDITIVE AUTHORIZATIONS	TAD		WOF:	0	0	0	0	0	0	0	0
	1	HSAT	HS0295	ENL:	0	0	0	0	0	0	0	0
W1D401	W1D4 CTRUSA ORD SCH &			OFF:	3	3	3	3	3	3	3	3
TC 66111	W1D4AA CTR USA ORD SCH & (AG	DAI		WOF:	0	0	0	0	0	0	0	0
	1	VTRD		ENL:	1	1	1	1	1	1	1	1
W1D4=A	W1D4 CTRUSA ORD SCH &			OFF:	-1	-1	-1	-1	-1	-1	-1	-1
TC 66111	NON-ADDITIVE AUTHORIZATIONS	TADDAI		WOF:	0	0	0	0	0	0	0	0
	1	VTRD	TC0295	ENL:	26	26	26	26	26	26	26	26
W38NNA	W38N OFCTECH ESCORT			OFF:	0	0	0	0	0	0	0	0
XA 56953	NON-ADDITIVE AUTHORIZATIONS	TAD		WOF:	0	0	0	0	0	0	0	0
	1	ASLT	X10195	ENL:	0	0	0	0	0	0	0	0
				USC:	0	0	0	0	0	0	0	0
				OTH:	45	45	45	45	45	45	45	45
W3JCNA	W3JC ACTAMSAA			OFF:	4	4	4	4	4	4	4	4
X5 56151	NON-ADDITIVE AUTHORIZATIONS	TAD		WOF:	0	0	0	0	0	0	0	0
	1	ASLT	X10295	ENL:	0	0	0	0	0	0	0	0
				USC:	0	0	0	0	0	0	0	0
				OTH:	41	41	41	41	41	41	41	41
W4MLNA	W4ML CMD USA CML & BIO DEF			OFF:	0	0	0	0	0	0	0	0
XA 56151	NON-ADDITIVE AUTHORIZATIONS	TAD		WOF:	0	0	0	0	0	0	0	0
	1	ASFR	X10295	ENL:	0	0	0	0	0	0	0	0
				USC:	0	0	0	0	0	0	0	0
				OTH:	68	68	68	68	68	68	68	68
W4QVNA	ACT USA APGS			OFF:	0	0	0	0	0	0	0	0
X1	NON-ADDITIVE AUTHORIZATIONS	DAI		WOF:	0	0	0	0	0	0	0	0
				ENL:	0	0	0	0	0	0	0	0
				USC:	0	0	0	0	0	0	0	0
				OTH:	63	63	63	63	63	63	63	63
				TOTAL OFF:	20	20	20	20	20	20	20	20
				TOTAL WOF:	2	2	2	2	2	2	2	2
OTHER TENANTS				TOTAL ENL:	109	109	109	109	109	109	109	109
				TOTAL USC:	241	241	241	241	241	241	241	241
				TOTAL OTH:	2685	2680	2670	2670	2670	2670	2670	

FOR OFFICIAL USE ONLY

SAMAS as of 16 MAY 94

ACTIVE ARMY
ASIP STATION REPORT : AMC/TECOM
CLOSURE ACTION = BRAC 91 - GAIN

Army Base = ABERDEEN PROVING GROUND
Stn Code = 24004
Station = APG, MD (ABERDEEN PROVING GROUND)

Table with columns: UIC, Rgt/Unbr Br Parent Unit, SRC, ACTCO, ASGT TPSN, Derivative Unit, Source, EDATE, DODAAC, Compo, MDEP, CCNUM, FY 1994, FY 1995, FY 1996, FY 1997, FY 1998, FY 1999, FY 2000. Includes handwritten notes: 659 + 5 other Tenants = 664 and 4600 + 25 other Tenants = 4625.

Supported Population (All Services)

Table listing population categories: Active (3636), Dependents of Active (12110), Reserve Component (709), Dependents of Reserve Component (1587), Retiree (8306), Dependents of Retiree + Survivors (11595), Total (37943).

Source: FY 1993 DEERS data from the Defense Medical Information System (DMIS)

Handwritten calculation: Total Dependents 664, minus TDY student Officers (218), equals 446.

Handwritten calculation: Total enlisted 4625, minus TDY students (718), minus Trainees (2035), minus TDY students (9), equals 1863.

Handwritten calculation: Total USC 6787, minus TDY students (16), equals 6771.

Handwritten calculation: Students 218, 718, 2035, 9, 16, total 2996.

FOR OFFICIAL USE ONLY

SAMAS as of 16 MAY 94

ACTIVE ARMY
ASIP STATION REPORT : AMC/TECOM

Army Base = **ABERDEEN PROVING GROUND**
 Stn Code = **2400Q**
 Station = **APG, MD (EDGEWOOD AREA APG ARMORY)**

Facility ID = Cong Dist = 02
 Facility = **EDGEWOOD AREA APG ARMORY, BLDG #4305 APG (EA)**

```
=====
UIC   Rgt/Unbr Br Parent Unit      SRC   ACTCO
Asgt TPSN   Derivative Unit      Source EDATE   FY   FY   FY   FY   FY   FY   FY
DODAAC                               MDEP   CCNUM  1994 1995 1996 1997 1998 1999 2000
=====
```

TYPE UNIT: TDA AUG TO TOE UNIT

```
WV6Q91 01 0224   BN ATK HEL LT IN DIV      A OFF:   0   0   0   0   0   0   0
GB 07029 AC FTS AUTHORIZATIONS 1 SMR 19931001 WOF:   0   0   0   0   0   0   0
                                     NG2H GB0194 ENL:   0   0   0   0   0   0   0

WVG91 00 0029   HHDATC GP      A OFF:   0   0   0   0   0   0   0
GB 30615 AC FTS AUTHORIZATIONS 1 SMR 19931001 WOF:   0   0   0   0   0   0   0
                                     NG2H GB0194 ENL:   0   0   0   0   0   0   0

WVHC91 00 0129   PLTATC      J OFF:   0
GB 30613 AC FTS AUTHORIZATIONS 1 SMR 19940902 WOF:   0
                                     ENL:   0
```

```
-----
TOTAL OFF:   0   0   0   0   0   0   0
TOTAL WOF:   0   0   0   0   0   0   0
TOTAL ENL:   0   0   0   0   0   0   0
```

TDA AUG TO TOE UNIT

TYPE UNIT: TDY STUDENTS

```
1964/Y      NGB PROPONENT SCHS AP      OFF:   0   0   0   0   0
GB          TDY STUDENTS-BILLET LOAD  ATR   2000 WOF:   0   0   0   0   0
                                     ENL:   9   9   9   9   9
```

```
-----
TOTAL OFF:   0   0   0   0   0   0   0
TOTAL WOF:   0   0   0   0   0   0   0
TOTAL ENL:   0   0   9✓  9   9   9   9
```

TDY STUDENTS

TYPE UNIT: OTHER TENANTS

```
WV6Q91 01 0224   BN ATK HEL LT IN DIV      A OFF:   2   2   2   2   2   2   2
GB 07029 AGR AUTHORIZATIONS 1 TAD 19931001 WOF:   0   0   0   0   0   0   0
                                     NG2H GB0194 ENL:  12  12  12  12  12  12  12

WVG91 00 0029   HHDATC GP      A OFF:   2   2   2   2   2   2   2
GB 30615 -AGR AUTHORIZATIONS 1 TAD 19931001 WOF:   1   1   1   1   1   1   1
                                     NG2H GB0194 ENL:   4   4   4   4   4   4   4

WVHC91 00 0129   PLTATC      J OFF:   0
GB 30613 AGR AUTHORIZATIONS 1 TAD 19940902 WOF:   0
                                     GB0194 ENL:   0
```

```
-----
TOTAL OFF:   4   4   4   4   4   4   4
TOTAL WOF:   1   1   1   1   1   1   1
TOTAL ENL:  16  16  16✓ 16  16  16  16
```

OTHER TENANTS

```
=====
TOTAL OFF:   4   4   4   4   4   4   4
TOTAL WOF:   1   1   1   1   1   1   1
TOTAL ENL:  16  16  25  25  25  25  25
INSTALLATION TOTALS      TOTAL MIL:  21  21  30  30  30  30  30
                          TOTAL USC:   0   0   0   0   0   0   0
                          TOTAL OTH:   0   0   0   0   0   0   0
                          TOTAL CIV:   0   0   0   0   0   0   0
                          TOTAL POP:  21  21  30  30  30  30  30
=====
```

FOR OFFICIAL USE ONLY

SAMAS as of 16 MAY 94

ACTIVE ARMY ASIP STATION REPORT : AMC/TECOM

Army Base = ~~WHITE SANDS MISSILE RANGE~~ *
 n Code = 35970
 Station = WH SND MR, NM (WHITE SANDS MISSILE RANGE)

UIC	Rgt/Unbr Br Parent Unit	SRC	ACTCO	FY	FY	FY	FY	FY	FY	FY
Asgt TPSN	Derivative Unit	Source	EDATE	1994	1995	1996	1997	1998	1999	2000
DODAAC	Compo	MDEP	CCNUM							

TYPE UNIT: TOE UNITS

WC4LAA 00 0259 MP CO CBT SPT	19177L000200 J	OFF:	0							
XM 33579	SMS 19940928	WOF:	0							
W81C4A	WLEA	ENL:	0							
		USC:	0	0	0	0	0	0	0	0
		TOTAL OFF:	0	0	0	0	0	0	0	0
		TOTAL WOF:	0	0	0	0	0	0	0	0
		TOTAL ENL:	0	0	0	0	0	0	0	0

TOE UNITS

TYPE UNIT: TDA UNITS

W04W-A W04W USA WHITE SANDS MR	M	OFF:	43	41	41	41	41	41	41	41
XM 56151	SMSTAD 19951001	WOF:	4	4	4	4	4	4	4	4
W43SAP	QNMG	ENL:	562	499	499	499	499	499	499	499
		USC:	1964	2170	2134	2110	2027	1968	1968	1968
W04W01 W04W USA WHITE SANDS MR		OFF:	0	0	0	0	0	0	0	0
XM 56151 W04W USA WSMR AIR OP DIR	TAD	WOF:	2	2	2	2	2	2	2	2
	QNMG X10295	ENL:	4	4	4	4	4	4	4	4
		USC:	31	31	31	31	31	31	31	31
W0761E W076 CORPS OF ENGR		OFF:	0	0	0	0	0	0	0	0
CE 56652 S W AREA OFFICE	DAR	WOF:	0	0	0	0	0	0	0	0
	E3RE	ENL:	0	0	0	0	0	0	0	0
		USC:	8	8	8	8	8	8	8	8
W0H930 W0H9 USA MISSILE CMD HQ		OFF:	0	0	0	0	0	0	0	0
X6 46032 W0H9 FLD OFC MSL LOG CTR	TAD	WOF:	0	0	0	0	0	0	0	0
	ADSM X10295	ENL:	1	1	1	1	1	1	1	1
W0JE1A W0JE HQ USATECOM		OFF:	0	0	0	0	0	0	0	0
XM 46032 ATMOS TEC & APPL DIV	DAR	WOF:	0	0	0	0	0	0	0	0
	GP31	ENL:	0	0	0	0	0	0	0	0
		USC:	65	65	65	65	65	65	65	65
W0Q301 W0Q3 CTRBEAUMONT ARMY MED		OFF:	7	7	7	7	7	7	7	7
HS 56501 W0Q3 MCAFEE USA HEALTH CLINIC	TAD	WOF:	0	0	0	0	0	0	0	0
W80YEV	VCND HS0295	ENL:	39	39	39	39	39	39	39	39
		USC:	21	21	21	21	21	21	21	21
W0Q302 W0Q3 CTRBEAUMONT ARMY MED		OFF:	1	1	1	1	1	1	1	1
HS 56501 W0Q3 VET BR WSMR	TAD	WOF:	0	0	0	0	0	0	0	0
	VCND HS0295	ENL:	3	3	3	3	3	3	3	3
W0Q303 W0Q3 CTRBEAUMONT ARMY MED		OFF:	3	3	3	3	3	3	3	3
HS 56501 W0Q3 USA DENTAL CLN WSMR	TAD	WOF:	0	0	0	0	0	0	0	0
	VCND HS0295	ENL:	7	7	7	7	7	7	7	7
		USC:	4	4	4	4	4	4	4	4
W26212 W262 CMDHQ ARL		OFF:	3	2	2	2	2	2	2	2
XD 46032 W262 LAB ARMY RSCH WSMR	TAD	WOF:	0	0	0	0	0	0	0	0
	ASIE 19940601 X10295	ENL:	19	20	20	20	20	20	20	20
		USC:	313	313	273	262	260	245	245	245
W39BAA W39B DIR EOGW CM/CMM JT E		OFF:	1	1	1	1	1	1	1	1
XK 56151	SMS 19941001	WOF:	0	0	0	0	0	0	0	0
W81C4B	RL02 X10195	ENL:	0	0	0	0	0	0	0	0
		USC:	62	62	62	62	62	62	62	62

FOR OFFICIAL USE ONLY

SAMAS as of 16 MAY 94

ACTIVE ARMY ASIP STATION REPORT : AMC/TECOM

Army Base = **WHITE SANDS MISSILE RANGE**
 .tn Code = **35970**
 Station = **WH SND MR, NM (WHITE SANDS MISSILE RANGE)**

UIC	Rgt/Unbr	Br	Parent Unit	SRC	ACTCO	FY	FY	FY	FY	FY	FY	FY
Asgt TPSN	Derivative Unit			Source	EDATE	1994	1995	1996	1997	1998	1999	2000
DODAAC	Compo			MDEP	CCNUM							
W3JU10	W3JU		ACTAMC R&D INTERNS		OFF:	0	0	0	0	0	0	0
X4 46041	AMC CAREER INTERNS			DAR	WOF:	0	0	0	0	0	0	0
		1		RL03	ENL:	0	0	0	0	0	0	0
					USC:	10	10	10	10	10	10	10
W3LF19	W3LF		RGN6TH USACIDC		OFF:	0	0	0	0	0	0	0
CB 46391	W3LF 6TH RGN WHITE SNDS BR OFC			TAD	WOF:	0	0	0	0	0	0	0
		1		VSPC	ENL:	1	1	1	1	1	1	1
W3S212	W3S2		BN USAINSCOM MI		OFF:	1	1	1	1	1	1	1
AS 56084	W3S2 WHITE SANDS MI DET			TAD	WOF:	1	1	1	1	1	1	1
		1		XTIS	ENL:	1	1	1	1	1	1	1
W46A-A	W46A		USA TMDE SPT GP REG 3		OFF:	0	0	0	0	0	0	0
XX 46291				SMRTAD	WOF:	0	0	0	0	0	0	0
W81NME		1		AMTE	ENL:	1	1	1	1	1	1	1
					USC:	39	10	10	10	10	10	10
					OTH:		1	1	1	1	1	1
W46A11	W46A		USA TMDE SPT GP REG 3		OFF:	0	0	0	0	0	0	0
XX 46291	OFC WHITE SANDS DIS			TAD	WOF:	0	0	0	0	0	0	0
W80NT8		1		AMTE	ENL:	3	3	3	3	3	3	3
					USC:	39	39	39	39	39	39	39
W49045	W490		CTRFAS INDIANAPOLIS		OFF:	0	0	0	0	0	0	0
YF 46421	DFAS WHITE SANDS			DAR	WOF:	0	0	0	0	0	0	0
		1		JDFC	ENL:	0	0	0	0	0	0	0
					USC:	91	91	91	91	91	91	91
W4AE04	W4AE		CTRANALY CTR		OFF:	43	45	45	45	45	45	45
TC 56151	W4AE TR AC WSMR			TAD	WOF:	0	0	0	0	0	0	0
W80A0C		1		VTRD	ENL:	20	20	20	20	20	20	20
					USC:	120	120	120	120	120	120	120
W4T803	W4T8		HQUSA SPC&STR DEF CMD		OFF:	2	1	1	1	1	1	1
SC 56151	W4T8 HELSTF WSMR			DAR	WOF:	0	0	0	0	0	0	0
		1		RL11	ENL:	0	0	0	0	0	0	0
					USC:	59	59	47	41	35	30	30
W4XF04	W4XF		OFF COMM-ELEC SERVICE		OFF:	0	0	0	0	0	0	0
SB 56401	W4XF USA COMMUNICATION ELEC SVC			TAD	WOF:	0	0	0	0	0	0	0
		1		FADI	ENL:	0	0	0	0	0	0	0
					USC:	4	4	4	4	4	4	4
TOTAL OFF:						104	102	102	102	102	102	102
TOTAL WOF:						7	7	7	7	7	7	7
TOTAL ENL:						661	599	599	599	599	599	599
TOTAL USC:						2830	3007	2919	2878	2787	2708	2708
TOTAL OTH:						0	1	1	1	1	1	1

TYPE UNIT: OTHER TENANTS

!04W01	US POSTAL SERVICE				OFF:	0	0	0	0	0	0	0
PS				DAI	WOF:	0	0	0	0	0	0	0
					ENL:	0	0	0	0	0	0	0
					USC:	0	0	0	0	0	0	0
					OTH:	3	3	3	3	3	3	3
!04W02	NASA				OFF:	0	0	0	0	0	0	0
UG	WHITE SANDS TEST FACILITY			DAI	WOF:	0	0	0	0	0	0	0
					ENL:	0	0	0	0	0	0	0
					USC:	66	66	66	66	66	66	66

FOR OFFICIAL USE ONLY

SAMAS as of 16 MAY 94

**ACTIVE ARMY
ASIP STATION REPORT : AMC/TECOM**

Army Base = **WHITE SANDS MISSILE RANGE**
 tn Code = **35970**
 Station = **WH SND MR, NM (WHITE SANDS MISSILE RANGE)**

UIC	Rgt/Unbr	Br Parent Unit	SRC	ACTCO	FY	FY	FY	FY	FY	FY	FY
Asgt TPSN	Derivative Unit	Unit	Source	EDATE	1994	1995	1996	1997	1998	1999	2000
DODAAC	Compc	Compc	MDEP	CCNUM							
104W03		DEFENSE PRINTING SVC		OFF:	0	0	0	0	0	0	0
DF	WHITE SANDS FIELD OFFICE		DAI	WOF:	0	0	0	0	0	0	0
				ENL:	0	0	0	0	0	0	0
				USC:	7	7	7	7	7	7	7
104W04		DEFENSE INVEST SVC		OFF:	0	0	0	0	0	0	0
DF	WHITE SANDS RESIDENT AGCY		DAI	WOF:	0	0	0	0	0	0	0
				ENL:	0	0	0	0	0	0	0
				USC:	6	6	6	6	6	6	6
104W05		DEFENSE MAPPING AGY		OFF:	0	0	0	0	0	0	0
DF			DAI	WOF:	0	0	0	0	0	0	0
				ENL:	0	0	0	0	0	0	0
				USC:	26	26	26	26	26	26	26
104W06		DOE		OFF:	0	0	0	0	0	0	0
UG			DAI	WOF:	0	0	0	0	0	0	0
				ENL:	0	0	0	0	0	0	0
				USC:	1	1	1	1	1	1	1
104W07		DOD FREQ CORD		OFF:	0	0	0	0	0	0	0
DF			DAI	WOF:	0	0	0	0	0	0	0
				ENL:	0	0	0	0	0	0	0
				USC:	4	4	4	4	4	4	4
104W09		NAW CWPNSD		OFF:	6	6	6	6	6	6	6
A			DAI	WOF:	0	0	0	0	0	0	0
				ENL:	70	70	70	70	70	70	70
				USC:	88	88	88	88	88	88	88
104W10		AAFES		OFF:	0	0	0	0	0	0	0
AX			DAI	WOF:	0	0	0	0	0	0	0
				ENL:	0	0	0	0	0	0	0
				USC:	0	0	0	0	0	0	0
				OTH:	55	55	55	55	55	55	55
004W01		CREDIT UNION		OFF:	0	0	0	0	0	0	0
CU			DAI	WOF:	0	0	0	0	0	0	0
				ENL:	0	0	0	0	0	0	0
				USC:	0	0	0	0	0	0	0
				OTH:	10	10	10	10	10	10	10
004W01		FULLTIME CONTRACT SPT		OFF:	0	0	0	0	0	0	0
CM			DAI	WOF:	0	0	0	0	0	0	0
				ENL:	0	0	0	0	0	0	0
				USC:	0	0	0	0	0	0	0
				OTH:	3345	3345	3345	3345	3345	3345	3345
DCMW22		DEFENSE COMSY AGENCY		OFF:	0	0	0	0	0	0	0
DF	WHITE SANDS MISSILE RANGE COMS		DAI	WOF:	0	0	0	0	0	0	0
				ENL:	0	0	0	0	0	0	0
				USC:	26	26	26	26	26	26	26
				OTH:	17	17	17	17	17	17	17
EL1001		NON-APPROPRIATED FUND		OFF:	0	0	0	0	0	0	0
NF	WHITE SANDS MR INSTL MWR FUND		DAI	WOF:	0	0	0	0	0	0	0
				ENL:	0	0	0	0	0	0	0
				USC:	0	0	0	0	0	0	0
				OTH:	120	120	120	120	120	120	120
F39T		AIR FORCE		OFF:	1	1	1	1	1	1	1
1F	AFELM EOGW-CM		DAI	WOF:	0	0	0	0	0	0	0
				ENL:	0	0	0	0	0	0	0

FOR OFFICIAL USE ONLY

SAMAS as of 16 MAY 94

ACTIVE ARMY ASIP STATION REPORT : AMC/TECOM

Army Base = **WHITE SANDS MISSILE RANGE**
 Station Code = **35970**
 Station = **WH SND MR, NM (WHITE SANDS MISSILE RANGE)**

UIC	Rgt/Unbr	Br Parent Unit	SRC	ACTCO	FY	FY	FY	FY	FY	FY	FY
Asgt TPSN	Derivative Unit		Source	EDATE	1994	1995	1996	1997	1998	1999	2000
DODAAC	Compo		MDEP	CCNUM							
F4VQ		AIR FORCE		OFF:	0	0	0	0	0	0	0
AF	AFCF, DET 4		DAI	WOF:	0	0	0	0	0	0	0
				ENL:	24	24	24	24	24	24	24
FHY7		AIR FORCE		OFF:	1	1	1	1	1	1	1
AF	AIR WEATHER, OL-N		DAI	WOF:	0	0	0	0	0	0	0
				ENL:	1	1	1	1	1	1	1
W04WNA	W04W	USA WHITE SANDS MR		OFF:	0	0	0	0	0	0	0
XM 56151	NON-ADDITIVE AUTHORIZATIONS		TAD	WOF:	0	0	0	0	0	0	0
		1	QNMG X10295	ENL:	0	0	0	0	0	0	0
				USC:	0	0	0	0	0	0	0
				OTH:	3	3	3	3	3	3	3
W39BNA	W39B	DIR EOGW CM/CMM JT E		OFF:	3	3	3	3	3	3	3
XK 56151	NON-ADDITIVE AUTHORIZATIONS		TAD	WOF:	0	0	0	0	0	0	0
		1	RL02 X10195	ENL:	0	0	0	0	0	0	0
TOTAL OFF:					11	11	11	11	11	11	11
TOTAL WOF:					0	0	0	0	0	0	0
TOTAL ENL:					95	95	95	95	95	95	95
TOTAL USC:					224	224	224	224	224	224	224
TOTAL OTH:					3553	3553	3553	3553	3553	3553	3553

OTHER TENANTS

	TOTAL OFF:	115	113	113	113	113	113	113
	TOTAL WOF:	7	7	7	7	7	7	7
	TOTAL ENL:	756	694	694	694	694	694	694
INSTALLATION TOTALS	TOTAL MIL:	878	814	814	814	814	814	814
	TOTAL USC:	3054	3231	3143	3102	3011	2932	2932
	TOTAL OTH:	3553	3554	3554	3554	3554	3554	3554
	TOTAL CIV:	6607	6785	6697	6656	6565	6486	6486
	TOTAL POP:	7485	7599	7511	7470	7379	7300	7300

Supported Population (All Services)

Active:	868
Dependents of Active:	4433
Reserve Component:	34
Dependents of Reserve Component:	350
Retiree:	3572
Dependents of Retiree + Survivors:	5278
	14535

Source: FY 1993 DEERS data from the Defense Medical Information System (DMIS)

CLOSE HOLD

ANNEX A, INSTALLATION ASSESSMENT

NATICK LAB (B-12)

1. WHAT USAR UNITS/ACTIVITIES ARE STATIONED AT THIS INSTALLATION? WHAT IS THE ASSIGNED, AUTHORIZED AND REQUIRED STRENGTH OF THE UNITS?

✓ There are no USAR units on the Natick Lab.

2. ARE ANY OF THE UNITS/ACTIVITIES SCHEDULED FOR INACTIVATIONS OR RELOCATION? (E-DATE)

No activations or relocations are planned for the Natick Lab.

3. WHAT IS THE NUMBER OF ASSIGNED FULL-TIME SUPPORT PERSONNEL (CIVILIAN & MILITARY) OF THE USAR UNITS/ACTIVITIES AT THIS INSTALLATION?

Not applicable.

4. HOW MANY ACTIVE GUARD AND RESERVE (AGR) SOLDIERS ARE IN GOVERNMENT QUARTERS ON THIS INSTALLATION?

Not applicable.

5. ARE OFF-INSTALLATION RESERVE FACILITIES AVAILABLE TO SUPPORT THE UNITS/ACTIVITIES?

There are no USARC facilities on Natick Lab. Based on our analysis, there are no USAR facilities within a 50 mile radius recommended for relocation, if the Natick Lab is closed. Information on the nine facilities within 50 miles considered for relocation is available upon request from the USARC DCSCOMPT.

6. WHAT USAR UNITS TRAIN HERE (AT/ADT)? CAN TRAINING BE PROVIDED AT OTHER SITES (I.E. ECS)? ARE THERE ARNG OR "PURPLE" TRAINING FACILITIES LOCATED IN CLOSE PROXIMITY FOR "JOINT-USE"? IDENTIFY IMPACT ON CFP AND ARMY RESERVE TRAINING BRIGADES SEPARATELY?

No USAR soldiers/units trained (AT/ADT) at the Natick Lab in FY 94.

7. WHAT IS THE IMPACT OF DIVESTING INTEREST IN THIS INSTALLATION (i.e., TRAINING/FACILITIES/COST)? ARE THERE EXISTING AC/USAR PARTNERSHIPS?

There are no USARC facilities on Natick Lab.

CLOSE HOLD

EXCL 17

CLOSE HOLD

Natick Lab continued

8. WHICH ARMY INSTALLATIONS OR OTHER DOD INSTALLATIONS ARE WITHIN 150 MILES (CLOSEST THREE AND DISTANCE)? DOES SIMULTANEOUS CLOSING OF ALL MAJOR TRAINING AREAS WITH 150 MILES OF THIS INSTALLATION HAVE AN ADVERSE IMPACT ON RESERVE TRAINING/READINESS?

Not applicable.

9. DOES THE USAR WANT TO ESTABLISH/EXPAND AN ENCLAVE? WHAT UNITS/ACTIVITIES WOULD THE ENCLAVE SUPPORT?

The USARC would not want to establish an enclave on the Natick Labs.

10. IF ENCLAVING IS SUPPORTED, WHAT COSTS/SAVINGS ARE ASSOCIATED WITH THE INITIATIVE (MCAR/OMAR/LEASES/ETC)?

Not applicable.

11. IF RELOCATION OF THE TRAINING FACILITIES IS REQUIRED, WHAT COSTS ARE ASSOCIATED WITH THE INITIATIVE (MCAR/OMAR/LEASES)?

Not applicable.

12. IS THIS INSTALLATION A DESIGNATED MOBILIZATION SITE? CAN IT BE CLOSED WITHOUT MOBILIZATION IMPACT?

The Natick Lab is not a designated mobilization site.

13. WHAT ARE THE POTENTIAL IMPACTS ON THE ARMY RESERVE RECRUITING IN THE MARKET AREA (50 MILE RADIUS)?

There are no significant impacts.

14. WHAT UNIQUE LOCAL MARKET FACTORS DIRECTLY SUPPORT USAR UNITS ON THIS INSTALLATION (I.E. MEDICAL UNITS THAT RELY ON LOCAL MEDICAL SCHOOLS, ETC.)?

There are no unique market factors in support of area USAR units.

15. WHAT FACTORS ARE TO BE CONSIDERED IN RETAINING/RELOCATING TELECOMMUNICATIONS SYSTEMS AND DATA BASE MANAGEMENT SYSTEMS (RCAS)?

There are no factors to be considered regarding telecommunications systems and database management systems (RCAS).

CLOSE HOLD

CLOSE HOLD

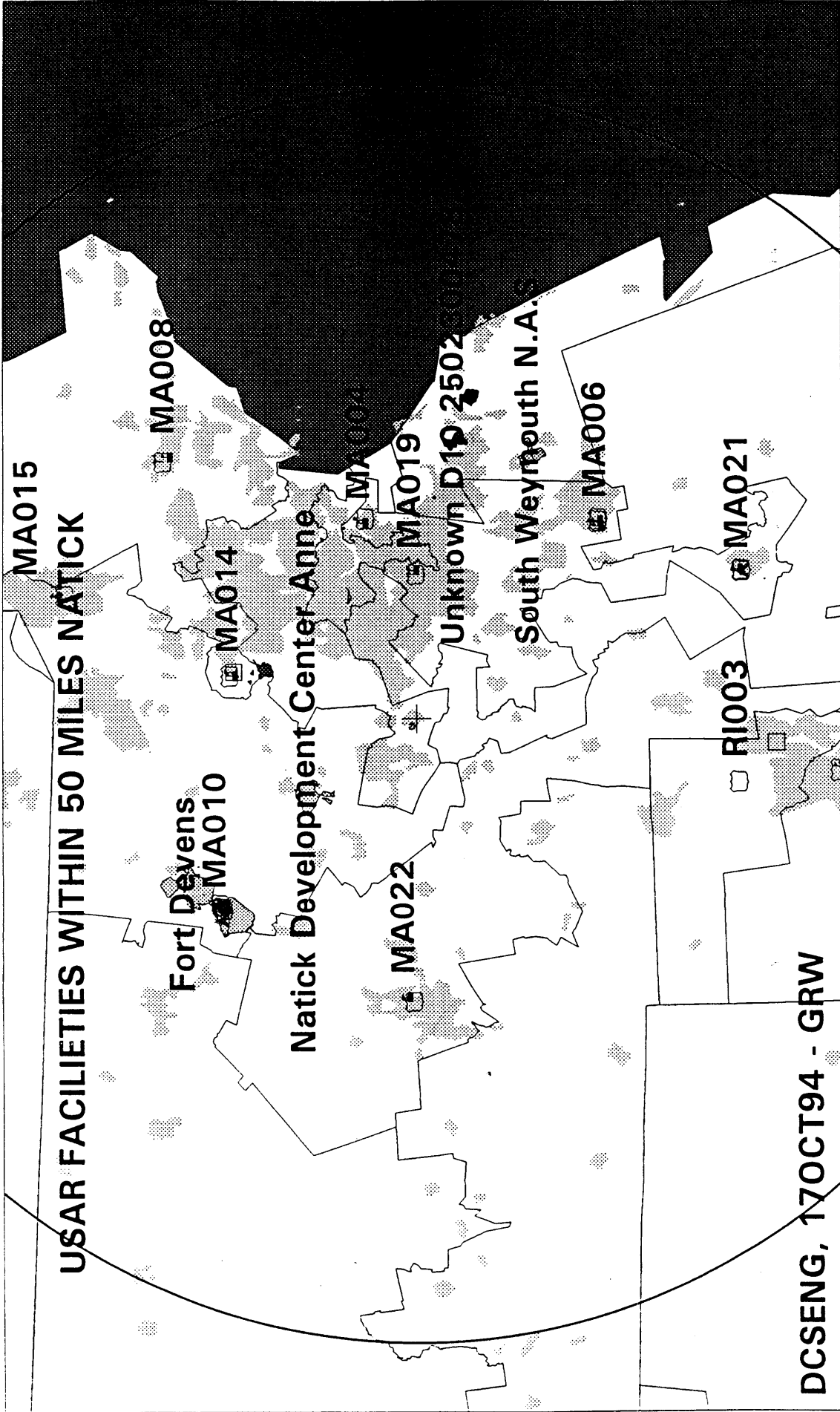
Natick Lab continued

16. IS THE ARMY RESERVE COMMAND INTERESTED IN ASSUMING COMMAND AND CONTROL OF THIS INSTALLATION TO RETAIN TRAINING AND SUPPORT FACILITIES?

The USARC is not interested in assuming command and control of the Natick Lab.

CLOSE HOLD

CLOSE WORLD



CLOSE HOLD

Document Separator



THE ARMY BASING STUDY

**BRAC 95
ALTERNATIVE
DOCUMENTATION
SET**

ALTERNATIVE NO.
CO6-1

SECTION III
FACILITIES DATA

95 MILCON COST AVOIDANCES - AFH PROGRAM

MACOM	FUNDING	INSTALLATION	FY	FORM NO.	DESCRIPTION	SCOPE	PRGM AMNT (K)	PROJECT STATUS/REMARKS	PROJ AWARDED
FORSCOM	AFH	FT STEWART	✓95	15032	REPLACEMENT HSG PH I	128	\$10,800	35% DESIGN	JUN 95
FORSCOM	AFH	FT STEWART NOTE	✓95	43377	REPLACEMENT HSG PH II	120	98,000 9,700	35% DESIGN	JAN 95
							\$19,900		
USARPAC	AFH	FT WAINWRIGHT *	94	36059	DEMOLISH ABANDONED UNITS WNR JR NCO	100 48	\$800 5,700	AWARDED	
AMC	AFH	HAWTHORNE AAP *	✓94	42928	DEMOLISH ABANDONED UNITS	100	\$500	AWARDED	
AMC	AFH	NATICK	95	39174 39174	DEMOLISH ABANDONED UNITS WNR JR NCO	7 35	\$440 4,150	35%	JUL 95
AMC	AFH	REDSTONE ARS	✓97	40553	REPLACEMENT HSG-NCO	118	\$12,000	75% DESIGN	
AMC	AFH	SAVANNA AD	94	28473	WNR - 1 SRO & 4 FGO	7	\$400 640		
USARPAC	AFH	SCHOFIELD BKS	94	34872	DEMOLISH ABANDONED UNITS NEW	100 88	\$900 15,000	AWARDED	
USARPAC	AFH	SCHOFIELD BKS	97	42458	REPLACE HSG-JRNCO	150	\$30,000	10% DESIGN	
USARPAC	AFH	SCHOFIELD BKS **	94	37122	DEMOLISH ABANDONED UNITS NEW + REPL	400 260	\$800 39,000	AWARDED	
USARPAC	AFH	SCHOFIELD BKS **	94	37122	DEMOLISH ABANDONED UNITS	100	5000		
USARPAC	AFH	SCHOFIELD AD	95	39028 39028	DEMOLISH ABANDONED UNITS REPL JR NCO	100 190	\$500 26,000	90%	JUL 95
							\$32,000		

HAVE REQUESTED CONGRESSIONAL APPROVAL TO CANCEL THIS PROJECT

DTG 1911103011 SEP 94

BRAC 95
STATIONING PROFILE -- PERMANENT ASSETS REPORT
FACILITY CONSTRUCTION REQUIREMENTS

ALTERNATIVE NO. 10041-1

FACILITY CAT. GROUP NO.		BEFORE STATION PERM ASSETS (000)	BEFORE STATION ALLOW (000)	BEFORE STATION PERM ASSETS -ALLOW (000)	STN ALLOW (000)	CONSTRUCT (000)	JUSTIFICATION FOR CHANGES IN STATIONING PROFILE (IF APPROPRIATE)
31010	RENOVATE					373 KSF	* \$80M TOTAL MIL CEN (+) -
42510	NEW						
21800	RENOVATE					49 KSF	* \$30M EQUIPMENT INSTALL.
MAINT	NEW						
	RENOVATE						
	NEW						
	RENOVATE						
	NEW						
	RENOVATE						
	NEW						

NOTE: PDEC TO APP - ASSUMES NO OTHER MOVES TO AUG. COST \$38M FOR EQUIPMENT INSTALLATION.

488 KSF New Construction Total = \$80M

WSMR PIECE

BRAC 95
STATIONING PROFILE -- PERMANENT ASSETS REPORT
FACILITY CONSTRUCTION REQUIREMENTS

DTG [1] [2008] [NOV 94]

ALTERNATIVE NO. [] - []

FACILITY CAT. GROUP		BEFORE STATION PERM ASSETS (000)	BEFORE STATION ALLOW (000)	BEFORE STATION PERM ASSETS -ALLOW (000)	STN ALLOW (000)	CONSTRUCT (000)	JUSTIFICATION FOR CHANGE IN STATIONING PROFILE (IF APPROPRIATE)
44200 WHSE	RENO						
	NEW			0	8	8KSF	
01050 ADMIN	RENO						
	NEW			280	49	0	244 x 200 SF = 49 KSF
710F AFH	RENO						
	NEW			223/245	28/25	0	90% RULE 1.1 x 223 = 245 .9 x 28 = 25 BAL 220
CPC	RENO						
	NEW			0	2	0	TO SMALL STN ALLOW TO BUILD.
GYM	RENO						
	NEW			7	0	0	
	RENO						
	NEW						

APG TECOM HQ — TO WSMR



THE ARMY BASING STUDY

**BRAC 95
ALTERNATIVE
DOCUMENTATION
SET**

**ALTERNATIVE NO.
C06-1**

SECTION IV

COBRA MODEL INPUT DATA

INPUT DATA REPORT (COBRA v5.07)
 Data As Of 09:20 09/14/1994, Report Created 07:27 01/10/1995

Department : ARMY
 Option Package : CO6-1
 Scenario File : C:\COBRA\CO6-1.CBR
 Std Fctrs File : C:\COBRA\SF7DEC.SFF

INPUT SCREEN ONE - GENERAL SCENARIO INFORMATION

Model Year One : FY 1996

Model does Time-Phasing of Construction/Shutdown: Yes

Base Name	Strategy:
-----	-----
NATICK RDEC, MA	Closes in FY 1998
ABERDEEN PG, MD	Realignment
WHITE SANDS MR, NM	Realignment
BASE X, US.	Realignment

Summary:

 CLOSE NATICK RDEC (NRDEC) AND RELOCATE MISSIOINS AND FUNCTIONS TO ABERDEEN PROVING GROUND, MD. RELOCATE HEADQUARTERS, TEST AND EVALUATION COMMAND (HQ TECOM) FROM ABERDEEN PROVING GROUND TO WHITE SANDS MISSILE RANGE.

SOURCE: TASS, SINGLEY WHITE PAPER AND HQ AMC

INPUT SCREEN TWO - DISTANCE TABLE

From Base:	To Base:	Distance:
-----	-----	-----
NATICK RDEC, MA	ABERDEEN PG, MD	450 mi
NATICK RDEC, MA	BASE X, US	1,350 mi
ABERDEEN PG, MD	WHITE SANDS MR, NM	2,016 mi

INPUT SCREEN THREE - MOVEMENT TABLE

Transfers from NATICK RDEC, MA to ABERDEEN PG, MD

	1996	1997	1998	1999	2000	2001
	----	----	----	----	----	----
Officer Positions:	0	0	37	0	0	0
Enlisted Positions:	0	0	78	0	0	0
Civilian Positions:	0	0	893	0	0	0
Stucent Positions:	0	0	0	0	0	0
Missn Eqpt (tons):	0	0	0	0	0	0
Suppt Eqpt (tons):	0	0	0	0	0	0
Mil Light Vehic (tons):	0	0	0	0	0	0
Heavy/Spec Vehic (tons):	0	0	0	0	0	0

Transfers from NATICK RDEC, MA to BASE X, US

	1996	1997	1998	1999	2000	2001
	----	----	----	----	----	----
Officer Positions:	0	0	0	0	0	0
Enlisted Positions:	0	0	0	0	0	0
Civilian Positions:	0	0	62	0	0	0
Student Positions:	0	0	0	0	0	0
Missn Eqpt (tons):	0	0	0	0	0	0
Suppt Eqpt (tons):	0	0	0	0	0	0
Mil Light Vehic (tons):	0	0	0	0	0	0
Heavy/Spec Vehic (tons):	0	0	0	0	0	0

Department : ARMY
 Option Package : CO6-1
 Scenario File : C:\COBRA\CO6-1.CBR
 Std Fctrs File : C:\COBRA\SF7DEC.SFF

INPUT SCREEN THREE - MOVEMENT TABLE

Transfers from ABERDEEN PG, MD to WHITE SANDS MR, NM

	1996	1997	1998	1999	2000	2001
Officer Positions:	0	0	25	0	0	0
Enlisted Positions:	0	0	9	0	0	0
Civilian Positions:	0	0	285	0	0	0
Student Positions:	0	0	0	0	0	0
Missn Eqpt (tons):	0	0	0	0	0	0
Suppt Eqpt (tons):	0	0	0	0	0	0
Mil Light Vehic (tons):	0	0	0	0	0	0
Heavy/Spec Vehic (tons):	0	0	0	0	0	0

INPUT SCREEN FOUR - STATIC BASE INFORMATION

Name: NATICK RDEC, MA

Total Officer Employees:	38	RPMA Non-Payroll (\$K/Year):	5,089
Total Enlisted Employees:	83	Communications (\$K/Year):	0
Total Student Employees:	0	BOS Non-Payroll (\$K/Year):	20,680
Total Civilian Employees:	1,100	BOS Payroll (\$K/Year):	13,979
Mil Families Living On Base:	92.6%	Family Housing (\$K/Year):	1,457
Civilians Not Willing To Move:	6.0%	Area Cost Factor:	1.28
Officer Housing Units Avail:	0	CHAMPUS In-Pat (\$/Visit):	0
Enlisted Housing Units Avail:	0	CHAMPUS Out-Pat (\$/Visit):	0
Total Base Facilities(KSF):	716	CHAMPUS Shift to Medicare:	0.0%
Officer VHA (\$/Month):	452	Activity Code:	25690
Enlisted VHA (\$/Month):	318		
Per Diem Rate (\$/Day):	139	Homeowner Assistance Program:	No
Freight Cost (\$/Ton/Mile):	0.07	Unique Activity Information:	No

Name: ABERDEEN PG, MD

Total Officer Employees:	446	RPMA Non-Payroll (\$K/Year):	34,274
Total Enlisted Employees:	1,863	Communications (\$K/Year):	0
Total Student Employees:	2,996	BOS Non-Payroll (\$K/Year):	124,706
Total Civilian Employees:	6,771	BOS Payroll (\$K/Year):	50,936
Mil Families Living On Base:	76.2%	Family Housing (\$K/Year):	7,649
Civilians Not Willing To Move:	6.0%	Area Cost Factor:	0.92
Officer Housing Units Avail:	0	CHAMPUS In-Pat (\$/Visit):	0
Enlisted Housing Units Avail:	0	CHAMPUS Out-Pat (\$/Visit):	0
Total Base Facilities(KSF):	12,122	CHAMPUS Shift to Medicare:	0.0%
Officer VHA (\$/Month):	130	Activity Code:	24015
Enlisted VHA (\$/Month):	155		
Per Diem Rate (\$/Day):	116	Homeowner Assistance Program:	No
Freight Cost (\$/Ton/Mile):	0.07	Unique Activity Information:	No

Name: WHITE SANDS MR, NM

Total Officer Employees:	120	RPMA Non-Payroll (\$K/Year):	13,747
Total Enlisted Employees:	694	Communications (\$K/Year):	0
Total Student Employees:	0	BOS Non-Payroll (\$K/Year):	67,701
Total Civilian Employees:	6,697	BOS Payroll (\$K/Year):	27,653
Mil Families Living On Base:	100.0%	Family Housing (\$K/Year):	5,399
Civilians Not Willing To Move:	6.0%	Area Cost Factor:	1.06
Officer Housing Units Avail:	0	CHAMPUS In-Pat (\$/Visit):	0
Enlisted Housing Units Avail:	0	CHAMPUS Out-Pat (\$/Visit):	0
Total Base Facilities(KSF):	4,304	CHAMPUS Shift to Medicare:	0.0%
Officer VHA (\$/Month):	24	Activity Code:	35955
Enlisted VHA (\$/Month):	0		
Per Diem Rate (\$/Day):	76	Homeowner Assistance Program:	No
Freight Cost (\$/Ton/Mile):	0.07	Unique Activity Information:	No

Department : ARMY
 Option Package : CO6-1
 Scenario File : C:\COBRA\CO6-1.CBR
 Std Fctrs File : C:\COBRA\SF7DEC.SFF

INPUT SCREEN FOUR - STATIC BASE INFORMATION

Name: BASE X, US

Total Officer Employees:	752	RPMA Non-Payroll (\$K/Year):	11,891
Total Enlisted Employees:	4,208	Communications (\$K/Year):	1,514
Total Student Employees:	1,121	BOS Non-Payroll (\$K/Year):	29,982
Total Civilian Employees:	2,709	BOS Payroll (\$K/Year):	21,877
Mil Families Living On Base:	55.0%	Family Housing (\$K/Year):	8,151
Civilians Not Willing To Move:	6.0%	Area Cost Factor:	1.09
Officer Housing Units Avail:	0	CHAMPUS In-Pat (\$/Visit):	0
Enlisted Housing Units Avail:	0	CHAMPUS Out-Pat (\$/Visit):	0
Total Base Facilities(KSF):	6,091	CHAMPUS Shift to Medicare:	0.0%
Officer VHA (\$/Month):	178	Activity Code:	BASEX
Enlisted VHA (\$/Month):	132		
Per Diem Rate (\$/Day):	101	Homeowner Assistance Program:	No
Freight Cost (\$/Ton/Mile):	0.07	Unique Activity Information:	No

INPUT SCREEN FIVE - DYNAMIC BASE INFORMATION

Name: NATICK RDEC, MA

	1996	1997	1998	1999	2000	2001
	----	----	----	----	----	----
1-Time Unique Cost (\$K):	0	0	0	0	0	0
1-Time Unique Save (\$K):	0	0	0	0	0	0
1-Time Moving Cost (\$K):	0	0	30,000	0	0	0
1-Time Moving Save (\$K):	0	0	0	0	0	0
Env Non-MilCon Reqd(\$K):	0	0	0	0	0	0
Activ Mission Cost (\$K):	0	0	0	0	0	0
Activ Mission Save (\$K):	0	0	0	0	0	0
Misc Recurring Cost(\$K):	0	0	0	0	0	0
Misc Recurring Save(\$K):	0	0	0	0	0	0
Land (+Buy/-Sales) (\$K):	0	0	0	0	0	0
Construction Schedule(%):	0%	0%	0%	0%	0%	0%
Shutdown Schedule (%):	0%	0%	0%	0%	0%	0%
MilCon Cost Avoidnc(\$K):	0	0	0	0	0	0
Fam Housing Avoidnc(\$K):	4,150	0	0	0	0	0
Procurement Avoidnc(\$K):	0	0	0	0	0	0
CHAMPUS In-Patients/Yr:	0	0	0	0	0	0
CHAMPUS Out-Patients/Yr:	0	0	0	0	0	0
Facil ShutDown(KSF):	716	Perc Family Housing ShutDown:				100.0%

Name: ABERDEEN PG, MD

	1996	1997	1998	1999	2000	2001
	----	----	----	----	----	----
1-Time Unique Cost (\$K):	0	0	0	0	0	0
1-Time Unique Save (\$K):	0	0	0	0	0	0
1-Time Moving Cost (\$K):	0	0	0	0	0	0
1-Time Moving Save (\$K):	0	0	0	0	0	0
Env Non-MilCon Reqd(\$K):	0	0	0	0	0	0
Activ Mission Cost (\$K):	0	0	0	0	0	0
Activ Mission Save (\$K):	0	0	0	0	0	0
Misc Recurring Cost(\$K):	0	0	0	0	0	0
Misc Recurring Save(\$K):	0	0	0	0	0	0
Land (+Buy/-Sales) (\$K):	0	0	0	0	0	0
Construction Schedule(%):	0%	0%	0%	0%	0%	0%
Shutdown Schedule (%):	0%	0%	0%	0%	0%	0%
MilCon Cost Avoidnc(\$K):	0	0	0	0	0	0
Fam Housing Avoidnc(\$K):	0	0	0	0	0	0
Procurement Avoidnc(\$K):	0	0	0	0	0	0
CHAMPUS In-Patients/Yr:	0	0	0	0	0	0
CHAMPUS Out-Patients/Yr:	0	0	0	0	0	0
Facil ShutDown(KSF):	0	Perc Family Housing ShutDown:				0.0%

Department : ARMY
 Option Package : CO6-1
 Scenario File : C:\COBRA\CO6-1.CBR
 Std Fctrs File : C:\COBRA\SF7DEC.SFF

INPUT SCREEN FIVE - DYNAMIC BASE INFORMATION

Name: WHITE SANDS MR, NM	1996	1997	1998	1999	2000	2001
1-Time Unique Cost (\$K):	0	0	0	0	0	0
1-Time Unique Save (\$K):	0	0	0	0	0	0
1-Time Moving Cost (\$K):	0	0	0	0	0	0
1-Time Moving Save (\$K):	0	0	0	0	0	0
Env Non-MilCon Reqd(\$K):	0	0	0	0	0	0
Activ Mission Cost (\$K):	0	0	0	0	0	0
Activ Mission Save (\$K):	0	0	0	0	0	0
Misc Recurring Cost(\$K):	0	0	0	0	0	0
Misc Recurring Save(\$K):	0	0	0	0	0	0
Land (+Buy/-Sales) (\$K):	0	0	0	0	0	0
Construction Schedule(%):	0%	0%	0%	0%	0%	0%
Shutdown Schedule (%):	0%	0%	0%	0%	0%	0%
MilCon Cost Avoidnc(\$K):	0	0	0	0	0	0
Fam Housing Avoidnc(\$K):	0	0	0	0	0	0
Procurement Avoidnc(\$K):	0	0	0	0	0	0
CHAMPUS In-Patients/Yr:	0	0	0	0	0	0
CHAMPUS Out-Patients/Yr:	0	0	0	0	0	0
Facil ShutDown(KSF):	0	Perc Family Housing ShutDown:				0.0%

Name: BASE X, US	1996	1997	1998	1999	2000	2001
1-Time Unique Cost (\$K):	0	0	0	0	0	0
1-Time Unique Save (\$K):	0	0	0	0	0	0
1-Time Moving Cost (\$K):	0	0	0	0	0	0
1-Time Moving Save (\$K):	0	0	0	0	0	0
Env Non-MilCon Reqd(\$K):	0	0	0	0	0	0
Activ Mission Cost (\$K):	0	0	0	0	0	0
Activ Mission Save (\$K):	0	0	0	0	0	0
Misc Recurring Cost(\$K):	0	0	0	0	0	0
Misc Recurring Save(\$K):	0	0	0	0	0	0
Land (+Buy/-Sales) (\$K):	0	0	0	0	0	0
Construction Schedule(%):	0%	0%	0%	0%	0%	0%
Shutdown Schedule (%):	0%	0%	0%	0%	0%	0%
MilCon Cost Avoidnc(\$K):	0	0	0	0	0	0
Fam Housing Avoidnc(\$K):	0	0	0	0	0	0
Procurement Avoidnc(\$K):	0	0	0	0	0	0
CHAMPUS In-Patients/Yr:	0	0	0	0	0	0
CHAMPUS Out-Patients/Yr:	0	0	0	0	0	0
Facil ShutDown(KSF):	0	Perc Family Housing ShutDown:				0.0%

INPUT SCREEN SIX - BASE PERSONNEL INFORMATION

Name: NATICK RDEC, MA	1996	1997	1998	1999	2000	2001
Off Force Struc Change:	0	0	0	0	0	0
Enl Force Struc Change:	0	0	0	0	0	0
Civ Force Struc Change:	0	-3	-3	0	0	0
Stu Force Struc Change:	0	0	0	0	0	0
Off Scenario Change:	0	0	-1	0	0	0
Enl Scenario Change:	0	0	-5	0	0	0
Civ Scenario Change:	0	0	-139	0	0	0
Off Change(No Sal Save):	0	0	0	0	0	0
Enl Change(No Sal Save):	0	0	0	0	0	0
Civ Change(No Sal Save):	0	0	0	0	0	0
Caretakers - Military:	0	0	0	0	0	0
Caretakers - Civilian:	0	0	0	0	0	0

Department : ARMY
 Option Package : CO6-1
 Scenario File : C:\COBRA\CO6-1.CBR
 Std Fctrs File : C:\COBRA\SF7DEC.SFF

INPUT SCREEN SIX - BASE PERSONNEL INFORMATION

Name: ABERDEEN PG, MD

	1996	1997	1998	1999	2000	2001
Off Force Struc Change:	0	0	-2	0	0	0
Enl Force Struc Change:	0	0	0	0	0	0
Civ Force Struc Change:	0	-53	-186	0	0	0
Stu Force Struc Change:	0	96	-47	0	0	0
Off Scenario Change:	0	0	0	0	0	0
Enl Scenario Change:	0	0	0	0	0	0
Civ Scenario Change:	0	0	0	0	0	0
Off Change(No Sal Save):	0	0	0	0	0	0
Enl Change(No Sal Save):	0	0	0	0	0	0
Civ Change(No Sal Save):	0	0	0	0	0	0
Caretakers - Military:	0	0	0	0	0	0
Caretakers - Civilian:	0	0	0	0	0	0

Name: WHITE SANDS MR, NM

	1996	1997	1998	1999	2000	2001
Off Force Struc Change:	0	0	0	0	0	0
Enl Force Struc Change:	0	0	0	0	0	0
Civ Force Struc Change:	0	-41	0	0	0	0
Stu Force Struc Change:	0	0	0	0	0	0
Off Scenario Change:	0	0	0	0	0	0
Enl Scenario Change:	0	0	0	0	0	0
Civ Scenario Change:	0	0	0	0	0	0
Off Change(No Sal Save):	0	0	0	0	0	0
Enl Change(No Sal Save):	0	0	0	0	0	0
Civ Change(No Sal Save):	0	0	0	0	0	0
Caretakers - Military:	0	0	0	0	0	0
Caretakers - Civilian:	0	0	0	0	0	0

INPUT SCREEN SEVEN - BASE MILITARY CONSTRUCTION INFORMATION

Name: ABERDEEN PG, MD

Description	Categ	New MilCon	Rehab MilCon	Total Cost(\$K)
RDTE	RDT&E	373,000	0	72,000
S.P.MAINTENANCE	MAINT	49,000	0	8,000

Name: WHITE SANDS MR, NM

Description	Categ	New MilCon	Rehab MilCon	Total Cost(\$K)
GEN P WH-INST	STORA	8,000	0	0

(See final page for Explanatory Notes)

Department : ARMY
 Option Package : CO6-1
 Scenario File : C:\COBRA\CO6-1.CBR
 Std Fctrs File : C:\COBRA\SF7DEC.SFF

STANDARD FACTORS SCREEN ONE - PERSONNEL

Percent Officers Married:	77.00%	Civ Early Retire Pay Factor:	9.00%
Percent Enlisted Married:	58.50%	Priority Placement Service:	60.00%
Enlisted Housing MilCon:	91.00%	PPS Actions Involving PCS:	50.00%
Officer Salary(\$/Year):	67,948.00	Civilian PCS Costs (\$):	28,800.00
Off BAQ with Dependents(\$):	7,717.00	Civilian New Hire Cost(\$):	1,109.00
Enlisted Salary(\$/Year):	30,860.00	Nat Median Home Price(\$):	114,600.00
Enl BAQ with Dependents(\$):	5,223.00	Home Sale Reimburse Rate:	10.00%
Avg Unemploy Cost(\$/Week):	174.00	Max Home Sale Reimburs(\$):	22,385.00
Unemployment Eligibility(Weeks):	18	Home Purch Reimburse Rate:	5.00%
Civilian Salary(\$/Year):	45,998.00	Max Home Purch Reimburs(\$):	11,191.00
Civilian Turnover Rate:	15.00%	Civilian Homeowning Rate:	64.00%
Civilian Early Retire Rate:	10.00%	HAP Home Value Reimburse Rate:	22.90%
Civilian Regular Retire Rate:	5.00%	HAP Homeowner Receiving Rate:	5.00%
Civilian RIF Pay Factor:	39.00%	RSE Home Value Reimburse Rate:	19.00%
SF File Desc:	SF7DEC.SFF	RSE Homeowner Receiving Rate:	12.00%

STANDARD FACTORS SCREEN TWO - FACILITIES

RPMA Building SF Cost Index:	0.93	Rehab vs. New MilCon Cost:	59.00%
BOS Index (RPMA vs population):	0.54	Info Management Account:	15.00%
(Indices are used as exponents)		MilCon Design Rate:	10.00%
Program Management Factor:	10.00%	MilCon SIOH Rate:	6.00%
Caretaker Admin(SF/Care):	162.00	MilCon Contingency Plan Rate:	7.00%
Mothball Cost (\$/SF):	1.25	MilCon Site Preparation Rate:	24.00%
Avg Bachelor Quarters(SF):	388.00	Discount Rate for NPV.RPT/ROI:	2.75%
Avg Family Quarters(SF):	1,819.00	Inflation Rate for NPV.RPT/ROI:	0.00%
APPDET.RPT Inflation Rates:			
1996: 2.90% 1997: 3.00% 1998: 3.00%		1999: 3.00% 2000: 3.00% 2001: 3.00%	

STANDARD FACTORS SCREEN THREE - TRANSPORTATION

Material/Assigned Person(Lb):	710	Equip Pack & Crate(\$/Ton):	284.00
HHG Per Off Family (Lb):	14,500.00	Mil Light Vehicle(\$/Mile):	0.09
HHG Per Enl Family (Lb):	9,000.00	Heavy/Spec Vehicle(\$/Mile):	0.09
HHG Per Mil Single (Lb):	6,400.00	POV Reimbursement(\$/Mile):	0.18
HHG Per Civilian (Lb):	18,000.00	Avg Mil Tour Length (Years):	2.90
Total HHG Cost (\$/100Lb):	35.00	Routine PCS(\$/Pers/Tour):	4,665.00
Air Transport (\$/Pass Mile):	0.20	One-Time Off PCS Cost(\$):	6,134.00
Misc Exp (\$/Direct Employ):	700.00	One-Time Enl PCS Cost(\$):	4,381.00

STANDARD FACTORS SCREEN FOUR - MILITARY CONSTRUCTION

Category	UM	\$/UM	Category	UM	\$/UM
Horizontal	(SY)	38	APPLIED INSTR	(SF)	114
Waterfront	(LF)	0	LABS (RDT&E)	(SF)	175
Air Operations	(SF)	130	CHILD CARE CENTER	(SF)	120
Operational	(SF)	119	PRODUCTION FAC	(SF)	100
Administrative	(SF)	106	PHYSICAL FITNESS FAC	(SF)	128
School Buildings	(SF)	104	2+2 BACHQ	(EA)	19,140
Maintenance Shops	(SF)	108	Optional Category G	()	0
Bachelor Quarters	(EA)	46,227	Optional Category H	()	0
Family Quarters	(EA)	96,040	Optional Category I	()	0
Covered Storage	(SF)	60	Optional Category J	()	0
Dining Facilities	(SF)	180	Optional Category K	()	0
Recreation Facilities	(SF)	0	Optional Category L	()	0
Communications Facil	(SF)	0	Optional Category M	()	0
Shipyard Maintenance	(SF)	0	Optional Category N	()	0
RDT & E Facilities	(SF)	139	Optional Category O	()	0
POL Storage	(BL)	0	Optional Category P	()	0
Ammunition Storage	(SF)	0	Optional Category Q	()	0
Medical Facilities	(SF)	0	Optional Category R	()	0
Environmental	()	0			

Department : ARMY
Option Package : CO6-1
Scenario File : C:\COBRA\CO6-1.CBR
Std Fctrs File : C:\COBRA\SF7DEC.SFF

EXPLANATORY NOTES (INPUT SCREEN NINE)

1. MILCON DATA - FOR RDTE AND S.P.MAINTENANCE REFER TO DACS-TABS FORM A-2
(AUG 94) FOR JUSTIFICATION ON CHANGE IN STATIONING PROFILE.



THE ARMY BASING STUDY

**BRAC 95
ALTERNATIVE
DOCUMENTATION
SET**

**ALTERNATIVE NO.
CO6-1**

SECTION V

COBRA MODEL OUTPUT

COBRA REALIGNMENT SUMMARY (COBRA v5.07) - Page 1/2
 Data As Of 09:20 09/14/1994, Report Created 07:27 01/10/1995

Department : ARMY
 Option Package : CO6-1
 Scenario File : C:\COBRA\CO6-1.CBR
 Std Fctrs File : C:\COBRA\SF7DEC.SFF

Starting Year : 1996
 Final Year : 1998
 ROI Year : 2005 (7 Years)

NPV in 2015(\$K): -185,420
 1-Time Cost(\$K): 160,254

Net Costs (\$K)	Constant Dollars						Total	Beyond
	1996	1997	1998	1999	2000	2001		
MilCon	3,192	81,386	0	0	0	0	84,578	0
Person	0	0	35	-6,105	-6,105	-6,105	-18,279	-6,105
Overhd	3,913	2,935	6,890	-20,542	-20,542	-20,542	-47,890	-20,542
Moving	0	0	55,730	0	0	0	55,730	0
Missio	0	0	0	0	0	0	0	0
Other	0	0	2,780	0	0	0	2,780	0
TOTAL	7,105	84,320	65,436	-26,647	-26,647	-26,647	76,920	-26,647
	1996	1997	1998	1999	2000	2001	Total	
POSITIONS ELIMINATED								
Off	0	0	1	0	0	0	1	
Enl	0	0	5	0	0	0	5	
Civ	0	0	139	0	0	0	139	
TOT	0	0	145	0	0	0	145	
POSITIONS REALIGNED								
Off	0	0	62	0	0	0	62	
Enl	0	0	87	0	0	0	87	
Stu	0	0	0	0	0	0	0	
Civ	0	0	1,240	0	0	0	1,240	
TOT	0	0	1,389	0	0	0	1,389	

Summary:

CLOSE NATICK RDEC (NRDEC) AND RELOCATE MISSIOINS AND FUNCTIONS TO ABERDEEN PROVING GROUND, MD. RELOCATE HEADQUARTERS, TEST AND EVALUATION COMMAND (HQ TECOM) FROM ABERDEEN PROVING GROUND TO WHITE SANDS MISSILE RANGE.

SOURCE: TASS, SINGLEY WHITE PAPER AND HQ AMC

COBRA REALIGNMENT SUMMARY (COBRA v5.07) - Page 2/2
 Data As Of 09:20 09/14/1994, Report Created 07:27 01/10/1995

Department : ARMY
 Option Package : CO6-1
 Scenario File : C:\COBRA\CO6-1.CBR
 Std Fctrs File : C:\COBRA\SF7DEC.SFF

Costs (\$K)	Constant Dollars						Total	Beyond
	1996	1997	1998	1999	2000	2001		
MilCon	7,342	81,386	0	0	0	0	88,728	0
Person	0	0	3,377	545	545	545	5,012	545
Overhd	3,913	2,935	11,401	6,582	6,582	6,582	37,994	6,582
Moving	0	0	55,970	0	0	0	55,970	0
Missio	0	0	0	0	0	0	0	0
Other	0	0	2,780	0	0	0	2,780	0
TOTAL	11,255	84,320	73,528	7,127	7,127	7,127	190,485	7,127

Savings (\$K)	Constant Dollars						Total	Beyond
	1996	1997	1998	1999	2000	2001		
MilCon	4,150	0	0	0	0	0	4,150	0
Person	0	0	3,342	6,650	6,650	6,650	23,291	6,650
Overhd	0	0	4,511	27,124	27,124	27,124	85,884	27,124
Moving	0	0	240	0	0	0	240	0
Missio	0	0	0	0	0	0	0	0
Other	0	0	0	0	0	0	0	0
TOTAL	4,150	0	8,093	33,774	33,774	33,774	113,565	33,774

NET PRESENT VALUES REPORT (COBRA v5.07)
 Data As Of 09:20 09/14/1994, Report Created 07:27 01/10/1995

Department : ARMY
 Option Package : CO6-1
 Scenario File : C:\COBRA\CO6-1.CBR
 Std Fctrs File : C:\COBRA\SF7DEC.SFF

Year	Cost(\$)	Adjusted Cost(\$)	NPV(\$)
1996	7,105,278	7,009,550	7,009,550
1997	84,320,464	80,958,088	87,967,638
1998	65,435,737	61,144,926	149,112,564
1999	-26,647,233	-24,233,476	124,879,089
2000	-26,647,233	-23,584,891	101,294,197
2001	-26,647,233	-22,953,665	78,340,532
2002	-26,647,233	-22,339,334	56,001,198
2003	-26,647,233	-21,741,444	34,259,754
2004	-26,647,233	-21,159,556	13,100,198
2005	-26,647,233	-20,593,242	-7,493,044
2006	-26,647,233	-20,042,085	-27,535,129
2007	-26,647,233	-19,505,679	-47,040,808
2008	-26,647,233	-18,983,629	-66,024,437
2009	-26,647,233	-18,475,551	-84,499,988
2010	-26,647,233	-17,981,072	-102,481,059
2011	-26,647,233	-17,499,826	-119,980,886
2012	-26,647,233	-17,031,461	-137,012,347
2013	-26,647,233	-16,575,631	-153,587,979
2014	-26,647,233	-16,132,001	-169,719,980
2015	-26,647,233	-15,700,245	-185,420,225

TOTAL ONE-TIME COST REPORT (COBRA v5.07) - Page 1/5
 Data As Of 09:20 09/14/1994, Report Created 07:27 01/10/1995

Department : ARMY
 Option Package : C06-1
 Scenario File : C:\COBRA\C06-1.CBR
 Std Fctrs File : C:\COBRA\SF7DEC.SFF

(All values in Dollars)

Category	Cost	Sub-Total
Construction		
Military Construction	80,766,762	
Family Housing Construction	0	
Information Management Account	7,961,502	
Land Purchases	0	
Total - Construction		88,728,264
Personnel		
Civilian RIF	1,488,955	
Civilian Early Retirement	567,155	
Civilian New Hires	487,960	
Eliminated Military PCS	28,039	
Unemployment	259,956	
Total - Personnel		2,832,066
Overhead		
Program Planning Support	9,048,454	
Mothball / Shutdown	895,000	
Total - Overhead		9,943,454
Moving		
Civilian Moving	23,958,845	
Civilian PPS	1,209,600	
Military Moving	717,822	
Freight	83,816	
One-Time Moving Costs	30,000,000	
Total - Moving		55,970,084
Other		
HAP / RSE	2,780,138	
Environmental Mitigation Costs	0	
One-Time Unique Costs	0	
Total - Other		2,780,138
Total One-Time Costs		160,254,005
One-Time Savings		
Military Construction Cost Avoidances	0	
Family Housing Cost Avoidances	4,150,000	
Military Moving	239,684	
Land Sales	0	
One-Time Moving Savings	0	
Environmental Mitigation Savings	0	
One-Time Unique Savings	0	
Total One-Time Savings		4,389,684
Total Net One-Time Costs		155,864,320

ONE-TIME COST REPORT (COBRA v5.07) - Page 2/5
 Data As Of 09:20 09/14/1994, Report Created 07:27 01/10/1995

Department : ARMY
 Option Package : C06-1
 Scenario File : C:\COBRA\C06-1.CBR
 Std Fctrs File : C:\COBRA\SF7DEC.SFF

Base: NATICK RDEC, MA
 (All values in Dollars)

Category	Cost	Sub-Total
Construction		
Military Construction	0	
Family Housing Construction	0	
Information Management Account	0	
Land Purchases	0	
Total - Construction		0
Personnel		
Civilian RIF	1,183,988	
Civilian Early Retirement	451,240	
Civilian New Hires	0	
Eliminated Military PCS	28,039	
Unemployment	206,712	
Total - Personnel		1,869,980
Overhead		
Program Planning Support	7,975,508	
Mothball / Shutdown	895,000	
Total - Overhead		8,870,508
Moving		
Civilian Moving	18,697,176	
Civilian PPS	1,209,600	
Military Moving	503,954	
Freight	19,020	
One-Time Moving Costs	30,000,000	
Total - Moving		50,429,750
Other		
HAP / RSE	2,341,675	
Environmental Mitigation Costs	0	
One-Time Unique Costs	0	
Total - Other		2,341,675
Total One-Time Costs		63,511,914
One-Time Savings		
Military Construction Cost Avoidances	0	
Family Housing Cost Avoidances	4,150,000	
Military Moving	184,991	
Land Sales	0	
One-Time Moving Savings	0	
Environmental Mitigation Savings	0	
One-Time Unique Savings	0	
Total One-Time Savings		4,334,991
Total Net One-Time Costs		59,176,923

Department : ARMY
 Option Package : C06-1
 Scenario File : C:\COBRA\C06-1.CBR
 Std Fctrs File : C:\COBRA\SF7DEC.SFF

Base: ABERDEEN PG, MD
 (All values in Dollars)

Category	Cost	Sub-Total
Construction		
Military Construction	80,000,000	
Family Housing Construction	0	
Information Management Account	7,885,182	
Land Purchases	0	
Total - Construction		87,885,182
Personnel		
Civilian RIF	304,967	
Civilian Early Retirement	115,915	
Civilian New Hires	350,444	
Eliminated Military PCS	0	
Unemployment	53,244	
Total - Personnel		824,570
Overhead		
Program Planning Support	1,072,945	
Mothball / Shutdown	0	
Total - Overhead		1,072,945
Moving		
Civilian Moving	5,261,669	
Civilian PPS	0	
Military Moving	213,868	
Freight	64,796	
One-Time Moving Costs	0	
Total - Moving		5,540,333
Other		
HAP / RSE	438,462	
Environmental Mitigation Costs	0	
One-Time Unique Costs	0	
Total - Other		438,462
Total One-Time Costs		95,761,493
One-Time Savings		
Military Construction Cost Avoidances	0	
Family Housing Cost Avoidances	0	
Military Moving	54,693	
Land Sales	0	
One-Time Moving Savings	0	
Environmental Mitigation Savings	0	
One-Time Unique Savings	0	
Total One-Time Savings		54,693
Total Net One-Time Costs		95,706,800

ONE-TIME COST REPORT (COBRA v5.07) - Page 4/5
 Data As Of 09:20 09/14/1994, Report Created 07:27 01/10/1995

Department : ARMY
 Option Package : CO6-1
 Scenario File : C:\COBRA\CO6-1.CBR
 Std Fctrs File : C:\COBRA\SF7DEC.SFF

Base: WHITE SANDS MR, NM
 (All values in Dollars)

Category	Cost	Sub-Total
Construction		
Military Construction	766,761	
Family Housing Construction	0	
Information Management Account	76,320	
Land Purchases	0	
Total - Construction		843,081
Personnel		
Civilian RIF	0	
Civilian Early Retirement	0	
Civilian New Hires	113,118	
Eliminated Military PCS	0	
Unemployment	0	
Total - Personnel		113,118
Overhead		
Program Planning Support	0	
Mothball / Shutdown	0	
Total - Overhead		0
Moving		
Civilian Moving	0	
Civilian PPS	0	
Military Moving	0	
Freight	0	
One-Time Moving Costs	0	
Total - Moving		0
Other		
HAP / RSE	0	
Environmental Mitigation Costs	0	
One-Time Unique Costs	0	
Total - Other		0
Total One-Time Costs		956,199
One-Time Savings		
Military Construction Cost Avoidances	0	
Family Housing Cost Avoidances	0	
Military Moving	0	
Land Sales	0	
One-Time Moving Savings	0	
Environmental Mitigation Savings	0	
One-Time Unique Savings	0	
Total One-Time Savings		0
Total Net One-Time Costs		956,199

ONE-TIME COST REPORT (COBRA v5.07) - Page 5/5
 Data As Of 09:20 09/14/1994, Report Created 07:27 01/10/1995

Department : ARMY
 Option Package : CO6-1
 Scenario File : C:\COBRA\CO6-1.CBR
 Std Fctrs File : C:\COBRA\SF7DEC.SFF

Base: BASE X, US
 (All values in Dollars)

Category	Cost	Sub-Total
Construction		
Military Construction	0	
Family Housing Construction	0	
Information Management Account	0	
Land Purchases	0	
Total - Construction		0
Personnel		
Civilian RIF	0	
Civilian Early Retirement	0	
Civilian New Hires	24,398	
Eliminated Military PCS	0	
Unemployment	0	
Total - Personnel		24,398
Overhead		
Program Planning Support	0	
Mothball / Shutdown	0	
Total - Overhead		0
Moving		
Civilian Moving	0	
Civilian PPS	0	
Military Moving	0	
Freight	0	
One-Time Moving Costs	0	
Total - Moving		0
Other		
HAP / RSE	0	
Environmental Mitigation Costs	0	
One-Time Unique Costs	0	
Total - Other		0
Total One-Time Costs		24,398

One-Time Savings		
Military Construction Cost Avoidances	0	
Family Housing Cost Avoidances	0	
Military Moving	0	
Land Sales	0	
One-Time Moving Savings	0	
Environmental Mitigation Savings	0	
One-Time Unique Savings	0	
Total One-Time Savings		0

Total Net One-Time Costs		24,398

PERSONNEL, SF, RPMA, AND BOS DELTAS (COBRA v5.07)
 Data As Of 09:20 09/14/1994, Report Created 07:27 01/10/1995

Department : ARMY
 Option Package : CO6-1
 Scenario File : C:\COBRA\CO6-1.CBR
 Std Fctrs File : C:\COBRA\SF7DEC.SFF

Base	Personnel		SF		
	Change	%Change	Change	%Change	Chg/Per
NATICK RDEC	-1,215	-100%	-716,000	-100%	589
ABERDEEN PG	689	6%	422,000	3%	612
WHITE SANDS MR	319	4%	8,000	0%	25
BASE X	62	1%	0	0%	0

Base	RPMA(\$)			BOS(\$)		
	Change	%Change	Chg/Per	Change	%Change	Chg/Per
NATICK RDEC	-5,089,000	-100%	4,188	-20,578,378	-100%	16,937
ABERDEEN PG	1,108,314	3%	1,608	3,792,337	3%	5,504
WHITE SANDS MR	23,762	0%	74	1,537,738	2%	4,820
BASE X	0	0%	0	119,770	0%	1,932

Base	RPMABOS(\$)		
	Change	%Change	Chg/Per
NATICK RDEC	-25,667,378	-100%	21,125
ABERDEEN PG	4,900,651	3%	7,113
WHITE SANDS MR	1,561,500	2%	4,895
BASE X	119,770	0%	1,932

Department : ARMY
 Option Package : CO6-1
 Scenario File : C:\COBRA\CO6-1.CBR
 Std Fctrs File : C:\COBRA\SF7DEC.SFF

All Costs in \$K

Base Name	Total MilCon	IMA Cost	Land Purch	Cost Avoid	Total Cost
NATICK RDEC	0	0	0	-4,150	-4,150
ABERDEEN PG	80,000	7,885	0	0	87,885
WHITE SANDS MR	767	76	0	0	843
BASE X	0	0	0	0	0
Totals:	80,767	7,961	0	-4,150	84,578

Department : ARMY
 Option Package : C06-1
 Scenario File : C:\COBRA\C06-1.CBR
 Std Fctrs File : C:\COBRA\SF7DEC.SFF

MilCon for Base: NATICK RDEC, MA

All Costs in \$K

Description:	MilCon Categ	Using Rehab	Rehab Cost*	New MilCon	New Cost*	Total Cost*
Total Construction Cost:						0
+ Info Management Account:						0
+ Land Purchases:						0
- Construction Cost Avoid:						4,150
TOTAL:						-4,150

* All MilCon Costs include Design, Site Preparation, Contingency Planning, and SIOH Costs where applicable.

Department : ARMY
 Option Package : C06-1
 Scenario File : C:\COBRA\C06-1.CBR
 Std Fctrs File : C:\COBRA\SF7DEC.SFF

MilCon for Base: ABERDEEN PG, MD

All Costs in \$K

Description:	MilCon Categ	Using Rehab	Rehab Cost*	New MilCon	New Cost*	Total Cost*
RDTE	RDT&E	0	n/a	373,000	n/a	72,000
S.P.MAINTENANCE	MAINT	0	n/a	49,000	n/a	8,000

Total Construction Cost:	80,000
+ Info Management Account:	7,885
+ Land Purchases:	0
- Construction Cost Avoid:	0
TOTAL:	87,885

* All MilCon Costs include Design, Site Preparation, Contingency Planning, and SIOH Costs where applicable.

Department : ARMY
 Option Package : CO6-1
 Scenario File : C:\COBRA\CO6-1.CBR
 Std Fctrs File : C:\COBRA\SF7DEC.SFF

MilCon for Base: WHITE SANDS MR, NM

All Costs in \$K

Description:	MilCon Categ	Using Rehab	Rehab Cost*	New MilCon	New Cost*	Total Cost*
GEN P WH-INST	STORA	0	0	8,000	767	767
Total Construction Cost:						767
+ Info Management Account:						76
+ Land Purchases:						0
- Construction Cost Avoid:						0
TOTAL:						843

* All MilCon Costs include Design, Site Preparation, Contingency Planning, and SIOH Costs where applicable.

PERSONNEL SUMMARY REPORT (COBRA v5.07)
 Data As Of 09:20 09/14/1994, Report Created 07:27 01/10/1995

Department : ARMY
 Option Package : CO6-1
 Scenario File : C:\COBRA\CO6-1.CBR
 Std Fctrs File : C:\COBRA\SF7DEC.SFF

PERSONNEL SUMMARY FOR: NATICK RDEC, MA

BASE POPULATION (FY 1996):

Officers	Enlisted	Students	Civilians
38	83	0	1,100

FORCE STRUCTURE CHANGES:

	1996	1997	1998	1999	2000	2001	Total
Officers	0	0	0	0	0	0	0
Enlisted	0	0	0	0	0	0	0
Students	0	0	0	0	0	0	0
Civilians	0	-3	-3	0	0	0	-6
TOTAL	0	-3	-3	0	0	0	-6

BASE POPULATION (Prior to BRAC Action):

Officers	Enlisted	Students	Civilians
38	83	0	1,094

PERSONNEL REALIGNMENTS:

To Base: ABERDEEN PG, MD

	1996	1997	1998	1999	2000	2001	Total
Officers	0	0	37	0	0	0	37
Enlisted	0	0	78	0	0	0	78
Students	0	0	0	0	0	0	0
Civilians	0	0	893	0	0	0	893
TOTAL	0	0	1,008	0	0	0	1,008

To Base: BASE X, US

	1996	1997	1998	1999	2000	2001	Total
Officers	0	0	0	0	0	0	0
Enlisted	0	0	0	0	0	0	0
Students	0	0	0	0	0	0	0
Civilians	0	0	62	0	0	0	62
TOTAL	0	0	62	0	0	0	62

TOTAL PERSONNEL REALIGNMENTS (Out of NATICK RDEC, MA):

	1996	1997	1998	1999	2000	2001	Total
Officers	0	0	37	0	0	0	37
Enlisted	0	0	78	0	0	0	78
Students	0	0	0	0	0	0	0
Civilians	0	0	955	0	0	0	955
TOTAL	0	0	1,070	0	0	0	1,070

SCENARIO POSITION CHANGES:

	1996	1997	1998	1999	2000	2001	Total
Officers	0	0	-1	0	0	0	-1
Enlisted	0	0	-5	0	0	0	-5
Civilians	0	0	-139	0	0	0	-139
TOTAL	0	0	-145	0	0	0	-145

BASE POPULATION (After BRAC Action):

Officers	Enlisted	Students	Civilians
0	0	0	0

PERSONNEL SUMMARY REPORT (COBRA v5.07) - Page 2
 Data As Of 09:20 09/14/1994, Report Created 07:27 01/10/1995

Department : ARMY
 Option Package : CO6-1
 Scenario File : C:\COBRA\CO6-1.CBR
 Std Fctrs File : C:\COBRA\SF7DEC.SFF

PERSONNEL SUMMARY FOR: ABERDEEN PG, MD

BASE POPULATION (FY 1996):

Officers	Enlisted	Students	Civilians
446	1,863	2,996	6,771

FORCE STRUCTURE CHANGES:

	1996	1997	1998	1999	2000	2001	Total
Officers	0	0	-2	0	0	0	-2
Enlisted	0	0	0	0	0	0	0
Students	0	96	-47	0	0	0	49
Civilians	0	-53	-186	0	0	0	-239
TOTAL	0	43	-235	0	0	0	-192

BASE POPULATION (Prior to BRAC Action):

Officers	Enlisted	Students	Civilians
444	1,863	3,045	6,532

PERSONNEL REALIGNMENTS:

To Base: WHITE SANDS MR, NM

	1996	1997	1998	1999	2000	2001	Total
Officers	0	0	25	0	0	0	25
Enlisted	0	0	9	0	0	0	9
Students	0	0	0	0	0	0	0
Civilians	0	0	285	0	0	0	285
TOTAL	0	0	319	0	0	0	319

From Base: NATICK RDEC, MA

	1996	1997	1998	1999	2000	2001	Total
Officers	0	0	37	0	0	0	37
Enlisted	0	0	78	0	0	0	78
Students	0	0	0	0	0	0	0
Civilians	0	0	893	0	0	0	893
TOTAL	0	0	1,008	0	0	0	1,008

TOTAL PERSONNEL REALIGNMENTS (Out of ABERDEEN PG, MD):

	1996	1997	1998	1999	2000	2001	Total
Officers	0	0	25	0	0	0	25
Enlisted	0	0	9	0	0	0	9
Students	0	0	0	0	0	0	0
Civilians	0	0	285	0	0	0	285
TOTAL	0	0	319	0	0	0	319

TOTAL PERSONNEL REALIGNMENTS (Into ABERDEEN PG, MD):

	1996	1997	1998	1999	2000	2001	Total
Officers	0	0	37	0	0	0	37
Enlisted	0	0	78	0	0	0	78
Students	0	0	0	0	0	0	0
Civilians	0	0	893	0	0	0	893
TOTAL	0	0	1,008	0	0	0	1,008

BASE POPULATION (After BRAC Action):

Officers	Enlisted	Students	Civilians
456	1,932	3,045	7,140

Department : ARMY
 Option Package : CO6-1
 Scenario File : C:\COBRA\CO6-1.CBR
 Std Fctrs File : C:\COBRA\SF7DEC.SFF

PERSONNEL SUMMARY FOR: WHITE SANDS MR, NM

BASE POPULATION (FY 1996):

Officers	Enlisted	Students	Civilians
120	694	0	6,697

FORCE STRUCTURE CHANGES:

	1996	1997	1998	1999	2000	2001	Total
Officers	0	0	0	0	0	0	0
Enlisted	0	0	0	0	0	0	0
Students	0	0	0	0	0	0	0
Civilians	0	-41	0	0	0	0	-41
TOTAL	0	-41	0	0	0	0	-41

BASE POPULATION (Prior to BRAC Action):

Officers	Enlisted	Students	Civilians
120	694	0	6,656

PERSONNEL REALIGNMENTS:

From Base: ABERDEEN PG, MD

	1996	1997	1998	1999	2000	2001	Total
Officers	0	0	25	0	0	0	25
Enlisted	0	0	9	0	0	0	9
Students	0	0	0	0	0	0	0
Civilians	0	0	285	0	0	0	285
TOTAL	0	0	319	0	0	0	319

TOTAL PERSONNEL REALIGNMENTS (Into WHITE SANDS MR, NM):

	1996	1997	1998	1999	2000	2001	Total
Officers	0	0	25	0	0	0	25
Enlisted	0	0	9	0	0	0	9
Students	0	0	0	0	0	0	0
Civilians	0	0	285	0	0	0	285
TOTAL	0	0	319	0	0	0	319

BASE POPULATION (After BRAC Action):

Officers	Enlisted	Students	Civilians
145	703	0	6,941

PERSONNEL SUMMARY FOR: BASE X, US

BASE POPULATION (FY 1996, Prior to BRAC Action):

Officers	Enlisted	Students	Civilians
752	4,208	1,121	2,709

PERSONNEL REALIGNMENTS:

From Base: NATICK RDEC, MA

	1996	1997	1998	1999	2000	2001	Total
Officers	0	0	0	0	0	0	0
Enlisted	0	0	0	0	0	0	0
Students	0	0	0	0	0	0	0
Civilians	0	0	62	0	0	0	62
TOTAL	0	0	62	0	0	0	62

Department : ARMY
 Option Package : CO6-1
 Scenario File : C:\COBRA\CO6-1.CBR
 Std Fctrs File : C:\COBRA\SF7DEC.SFF

TOTAL PERSONNEL REALIGNMENTS (Into BASE X, US):

	1996	1997	1998	1999	2000	2001	Total
Officers	0	0	0	0	0	0	0
Enlisted	0	0	0	0	0	0	0
Students	0	0	0	0	0	0	0
Civilians	0	0	62	0	0	0	62
TOTAL	0	0	62	0	0	0	62

BASE POPULATION (After BRAC Action):

Officers	Enlisted	Students	Civilians
752	4,208	1,121	2,771

TOTAL PERSONNEL IMPACT REPORT (COBRA v5.07) - Page 1/5
 Data As Of 09:20 09/14/1994, Report Created 07:27 01/10/1995

Department : ARMY
 Option Package : CO6-1
 Scenario File : C:\COBRA\CO6-1.CBR
 Std Fctrs File : C:\COBRA\SF7DEC.SFF

	Rate	1996	1997	1998	1999	2000	2001	Total
CIVILIAN POSITIONS REALIGNING OUT		0	0	1,240	0	0	0	1240
Early Retirement*	10.00%	0	0	123	0	0	0	123
Regular Retirement*	5.00%	0	0	62	0	0	0	62
Civilian Turnover*	15.00%	0	0	186	0	0	0	186
Civs Not Moving (RIFs)*+		0	0	75	0	0	0	75
Civilians Moving (the remainder)		0	0	794	0	0	0	794
Civilian Positions Available		0	0	446	0	0	0	446
CIVILIAN POSITIONS ELIMINATED		0	0	139	0	0	0	139
Early Retirement	10.00%	0	0	14	0	0	0	14
Regular Retirement	5.00%	0	0	7	0	0	0	7
Civilian Turnover	15.00%	0	0	21	0	0	0	21
Civs Not Moving (RIFs)*+		0	0	8	0	0	0	8
Priority Placement#	60.00%	0	0	83	0	0	0	83
Civilians Available to Move		0	0	6	0	0	0	6
Civilians Moving		0	0	6	0	0	0	6
Civilian RIFs (the remainder)		0	0	0	0	0	0	0
CIVILIAN POSITIONS REALIGNING IN		0	0	1,240	0	0	0	1240
Civilians Moving		0	0	800	0	0	0	800
New Civilians Hired		0	0	440	0	0	0	440
Other Civilian Additions		0	0	0	0	0	0	0
TOTAL CIVILIAN EARLY RETIRMENTS		0	0	137	0	0	0	137
TOTAL CIVILIAN RIFS		0	0	83	0	0	0	83
TOTAL CIVILIAN PRIORITY PLACEMENTS#		0	0	83	0	0	0	83
TOTAL CIVILIAN NEW HIRES		0	0	440	0	0	0	440

* Early Retirements, Regular Retirements, Civilian Turnover, and Civilians Not Willing to Move are not applicable for moves under fifty miles.

+ The Percentage of Civilians Not Willing to Move (Voluntary RIFs) varies from base to base.

Not all Priority Placements involve a Permanent Change of Station. The rate of PPS placements involving a PCS is 50.00%

Department : ARMY
 Option Package : C06-1
 Scenario File : C:\COBRA\C06-1.CBR
 Std Fctrs File : C:\COBRA\SF7DEC.SFF

Base: NATICK RDEC, MA	Rate	1996	1997	1998	1999	2000	2001	Total
CIVILIAN POSITIONS REALIGNING OUT		0	0	955	0	0	0	955
Early Retirement*	10.00%	0	0	95	0	0	0	95
Regular Retirement*	5.00%	0	0	48	0	0	0	48
Civilian Turnover*	15.00%	0	0	143	0	0	0	143
Civs Not Moving (RIFs)*	6.00%	0	0	58	0	0	0	58
Civilians Moving (the remainder)		0	0	611	0	0	0	611
Civilian Positions Available		0	0	344	0	0	0	344
CIVILIAN POSITIONS ELIMINATED		0	0	139	0	0	0	139
Early Retirement	10.00%	0	0	14	0	0	0	14
Regular Retirement	5.00%	0	0	7	0	0	0	7
Civilian Turnover	15.00%	0	0	21	0	0	0	21
Civs Not Moving (RIFs)*	6.00%	0	0	8	0	0	0	8
Priority Placement#	60.00%	0	0	83	0	0	0	83
Civilians Available to Move		0	0	6	0	0	0	6
Civilians Moving		0	0	6	0	0	0	6
Civilian RIFs (the remainder)		0	0	0	0	0	0	0
CIVILIAN POSITIONS REALIGNING IN		0	0	0	0	0	0	0
Civilians Moving		0	0	0	0	0	0	0
New Civilians Hired		0	0	0	0	0	0	0
Other Civilian Additions		0	0	0	0	0	0	0
TOTAL CIVILIAN EARLY RETIRMENTS		0	0	109	0	0	0	109
TOTAL CIVILIAN RIFs		0	0	66	0	0	0	66
TOTAL CIVILIAN PRIORITY PLACEMENTS#		0	0	83	0	0	0	83
TOTAL CIVILIAN NEW HIRES		0	0	0	0	0	0	0

* Early Retirements, Regular Retirements, Civilian Turnover, and Civilians Not Willing to Move are not applicable for moves under fifty miles.

Not all Priority Placements involve a Permanent Change of Station. The rate of PPS placements involving a PCS is 50.00%

Department : ARMY
 Option Package : CO6-1
 Scenario File : C:\COBRA\CO6-1.CBR
 Std Fctrs File : C:\COBRA\SF7DEC.SFF

Base: ABERDEEN PG, MD	Rate	1996	1997	1998	1999	2000	2001	Total
CIVILIAN POSITIONS REALIGNING OUT		0	0	285	0	0	0	285
Early Retirement*	10.00%	0	0	28	0	0	0	28
Regular Retirement*	5.00%	0	0	14	0	0	0	14
Civilian Turnover*	15.00%	0	0	43	0	0	0	43
Civs Not Moving (RIFs)*	6.00%	0	0	17	0	0	0	17
Civilians Moving (the remainder)		0	0	183	0	0	0	183
Civilian Positions Available		0	0	102	0	0	0	102
CIVILIAN POSITIONS ELIMINATED		0	0	0	0	0	0	0
Early Retirement	10.00%	0	0	0	0	0	0	0
Regular Retirement	5.00%	0	0	0	0	0	0	0
Civilian Turnover	15.00%	0	0	0	0	0	0	0
Civs Not Moving (RIFs)*	6.00%	0	0	0	0	0	0	0
Priority Placement#	60.00%	0	0	0	0	0	0	0
Civilians Available to Move		0	0	0	0	0	0	0
Civilians Moving		0	0	0	0	0	0	0
Civilian RIFs (the remainder)		0	0	0	0	0	0	0
CIVILIAN POSITIONS REALIGNING IN		0	0	893	0	0	0	893
Civilians Moving		0	0	577	0	0	0	577
New Civilians Hired		0	0	316	0	0	0	316
Other Civilian Additions		0	0	0	0	0	0	0
TOTAL CIVILIAN EARLY RETIRMENTS		0	0	28	0	0	0	28
TOTAL CIVILIAN RIFs		0	0	17	0	0	0	17
TOTAL CIVILIAN PRIORITY PLACEMENTS#		0	0	0	0	0	0	0
TOTAL CIVILIAN NEW HIRES		0	0	316	0	0	0	316

* Early Retirements, Regular Retirements, Civilian Turnover, and Civilians Not Willing to Move are not applicable for moves under fifty miles.

Not all Priority Placements involve a Permanent Change of Station. The rate of PPS placements involving a PCS is 50.00%

PERSONNEL IMPACT REPORT (COBRA v5.07) - Page 4/5
 Data As Of 09:20 09/14/1994, Report Created 07:27 01/10/1995

Department : ARMY
 Option Package : C06-1
 Scenario File : C:\COBRA\C06-1.CBR
 Std Fctrs File : C:\COBRA\SF7DEC.SFF

Base: WHITE SANDS MR, NM	Rate	1996	1997	1998	1999	2000	2001	Total
CIVILIAN POSITIONS REALIGNING OUT		0	0	0	0	0	0	0
Early Retirement*	10.00%	0	0	0	0	0	0	0
Regular Retirement*	5.00%	0	0	0	0	0	0	0
Civilian Turnover*	15.00%	0	0	0	0	0	0	0
Civs Not Moving (RIFs)*	6.00%	0	0	0	0	0	0	0
Civilians Moving (the remainder)		0	0	0	0	0	0	0
Civilian Positions Available		0	0	0	0	0	0	0
CIVILIAN POSITIONS ELIMINATED		0	0	0	0	0	0	0
Early Retirement	10.00%	0	0	0	0	0	0	0
Regular Retirement	5.00%	0	0	0	0	0	0	0
Civilian Turnover	15.00%	0	0	0	0	0	0	0
Civs Not Moving (RIFs)*	6.00%	0	0	0	0	0	0	0
Priority Placement#	60.00%	0	0	0	0	0	0	0
Civilians Available to Move		0	0	0	0	0	0	0
Civilians Moving		0	0	0	0	0	0	0
Civilian RIFs (the remainder)		0	0	0	0	0	0	0
CIVILIAN POSITIONS REALIGNING IN		0	0	285	0	0	0	285
Civilians Moving		0	0	183	0	0	0	183
New Civilians Hired		0	0	102	0	0	0	102
Other Civilian Additions		0	0	0	0	0	0	0
TOTAL CIVILIAN EARLY RETIRMENTS		0	0	0	0	0	0	0
TOTAL CIVILIAN RIFS		0	0	0	0	0	0	0
TOTAL CIVILIAN PRIORITY PLACEMENTS#		0	0	0	0	0	0	0
TOTAL CIVILIAN NEW HIRES		0	0	102	0	0	0	102

* Early Retirements, Regular Retirements, Civilian Turnover, and Civilians Not Willing to Move are not applicable for moves under fifty miles.

Not all Priority Placements involve a Permanent Change of Station. The rate of PPS placements involving a PCS is 50.00%

PERSONNEL IMPACT REPORT (COBRA v5.07) - Page 5/5
 Data As Of 09:20 09/14/1994, Report Created 07:27 01/10/1995

Department : ARMY
 Option Package : CO6-1
 Scenario File : C:\COBRA\CO6-1.CBR
 Std Fctrs File : C:\COBRA\SF7DEC.SFF

Base: BASE X, US	Rate	1996	1997	1998	1999	2000	2001	Total
CIVILIAN POSITIONS REALIGNING OUT								
Early Retirement*	10.00%	0	0	0	0	0	0	0
Regular Retirement*	5.00%	0	0	0	0	0	0	0
Civilian Turnover*	15.00%	0	0	0	0	0	0	0
Civs Not Moving (RIFs)*	6.00%	0	0	0	0	0	0	0
Civilians Moving (the remainder)		0	0	0	0	0	0	0
Civilian Positions Available		0	0	0	0	0	0	0
CIVILIAN POSITIONS ELIMINATED								
Early Retirement	10.00%	0	0	0	0	0	0	0
Regular Retirement	5.00%	0	0	0	0	0	0	0
Civilian Turnover	15.00%	0	0	0	0	0	0	0
Civs Not Moving (RIFs)*	6.00%	0	0	0	0	0	0	0
Priority Placement#	60.00%	0	0	0	0	0	0	0
Civilians Available to Move		0	0	0	0	0	0	0
Civilians Moving		0	0	0	0	0	0	0
Civilian RIFs (the remainder)		0	0	0	0	0	0	0
CIVILIAN POSITIONS REALIGNING IN								
Civilians Moving		0	0	62	0	0	0	62
New Civilians Hired		0	0	22	0	0	0	22
Other Civilian Additions		0	0	0	0	0	0	0
TOTAL CIVILIAN EARLY RETIRMENTS								
TOTAL CIVILIAN EARLY RETIRMENTS		0	0	0	0	0	0	0
TOTAL CIVILIAN RIFS								
TOTAL CIVILIAN RIFS		0	0	0	0	0	0	0
TOTAL CIVILIAN PRIORITY PLACEMENTS#								
TOTAL CIVILIAN PRIORITY PLACEMENTS#		0	0	0	0	0	0	0
TOTAL CIVILIAN NEW HIRES								
TOTAL CIVILIAN NEW HIRES		0	0	22	0	0	0	22

* Early Retirements, Regular Retirements, Civilian Turnover, and Civilians Not Willing to Move are not applicable for moves under fifty miles.

Not all Priority Placements involve a Permanent Change of Station. The rate of PPS placements involving a PCS is 50.00%

PERSONNEL YEARLY PERCENTAGES (COBRA v5.07) - Page 1/2
 Data As Of 09:20 09/14/1994, Report Created 07:27 01/10/1995

Department : ARMY
 Option Package : CO6-1
 Scenario File : C:\COBRA\CO6-1.CBR
 Std Fctrs File : C:\COBRA\SF7DEC.SFF

Base: NATICK RDEC, MA

Year	Pers Moved In		MilCon TimePhase	Pers Moved Out/Eliminated		ShutDn TimePhase
	Total	Percent		Total	Percent	
1996	0	0.00%	66.67%	0	0.00%	0.00%
1997	0	0.00%	33.33%	0	0.00%	0.00%
1998	0	0.00%	0.00%	1,215	100.00%	100.00%
1999	0	0.00%	0.00%	0	0.00%	0.00%
2000	0	0.00%	0.00%	0	0.00%	0.00%
2001	0	0.00%	0.00%	0	0.00%	0.00%
TOTALS	0	0.00%	100.00%	1215	100.00%	100.00%

Base: ABERDEEN PG, MD

Year	Pers Moved In		MilCon TimePhase	Pers Moved Out/Eliminated		ShutDn TimePhase
	Total	Percent		Total	Percent	
1996	0	0.00%	0.00%	0	0.00%	0.00%
1997	0	0.00%	100.00%	0	0.00%	0.00%
1998	1,008	100.00%	0.00%	319	100.00%	100.00%
1999	0	0.00%	0.00%	0	0.00%	0.00%
2000	0	0.00%	0.00%	0	0.00%	0.00%
2001	0	0.00%	0.00%	0	0.00%	0.00%
TOTALS	1008	100.00%	100.00%	319	100.00%	100.00%

Base: WHITE SANDS MR, NM

Year	Pers Moved In		MilCon TimePhase	Pers Moved Out/Eliminated		ShutDn TimePhase
	Total	Percent		Total	Percent	
1996	0	0.00%	0.00%	0	0.00%	16.67%
1997	0	0.00%	100.00%	0	0.00%	16.67%
1998	319	100.00%	0.00%	0	0.00%	16.67%
1999	0	0.00%	0.00%	0	0.00%	16.67%
2000	0	0.00%	0.00%	0	0.00%	16.67%
2001	0	0.00%	0.00%	0	0.00%	16.67%
TOTALS	319	100.00%	100.00%	0	0.00%	100.00%

Department : ARMY
 Option Package : CO6-1
 Scenario File : C:\COBRA\CO6-1.CBR
 Std Fctrs File : C:\COBRA\SF7DEC.SFF

Base: BASE X, US

Year	Pers Moved In		MilCon TimePhase	Pers Moved Out/Eliminated		ShutDn TimePhase
	Total	Percent		Total	Percent	
1995	0	0.00%	0.00%	0	0.00%	16.67%
1997	0	0.00%	100.00%	0	0.00%	16.67%
1998	62	100.00%	0.00%	0	0.00%	16.67%
1999	0	0.00%	0.00%	0	0.00%	16.67%
2000	0	0.00%	0.00%	0	0.00%	16.67%
2001	0	0.00%	0.00%	0	0.00%	16.67%
TOTALS	62	100.00%	100.00%	0	0.00%	100.00%

TOTAL APPROPRIATIONS DETAIL REPORT (COBRA v5.07) - Page 1/15
 Data As Of 09:20 09/14/1994, Report Created 07:27 01/10/1995

Department : ARMY
 Option Package : CO6-1
 Scenario File : C:\COBRA\CO6-1.CBR
 Std Fctrs File : C:\COBRA\SF7DEC.SFF

ONE-TIME COSTS -----(\$K)-----	1996	1997	1998	1999	2000	2001	Total
CONSTRUCTION							
MILCON	7,342	73,424	0	0	0	0	80,767
Fam Housing	0	0	0	0	0	0	0
Land Purch	0	0	0	0	0	0	0
O&M							
CIV SALARY							
Civ RIF	0	0	1,489	0	0	0	1,489
Civ Retire	0	0	567	0	0	0	567
CIV MOVING							
Per Diem	0	0	2,728	0	0	0	2,728
PCV Miles	0	0	123	0	0	0	123
Home Purch	0	0	9,002	0	0	0	9,002
HHG	0	0	5,470	0	0	0	5,470
Misc	0	0	560	0	0	0	560
House Hunt	0	0	2,031	0	0	0	2,031
PFS	0	0	1,209	0	0	0	1,209
RITA	0	0	4,044	0	0	0	4,044
FREIGHT							
Packing	0	0	64	0	0	0	64
Freight	0	0	20	0	0	0	20
Vehicles	0	0	0	0	0	0	0
Driving	0	0	0	0	0	0	0
Unemployment	0	0	260	0	0	0	260
OTHER							
Program Plan	3,913	2,935	2,201	0	0	0	9,048
Shutdown	0	0	895	0	0	0	895
New Hire	0	0	488	0	0	0	488
1-Time Move	0	0	30,000	0	0	0	30,000
MIL PERSONNEL							
MIL MOVING							
Per Diem	0	0	32	0	0	0	32
PCV Miles	0	0	22	0	0	0	22
HHG	0	0	560	0	0	0	560
Misc	0	0	104	0	0	0	104
OTHER							
Elim PCS	0	0	28	0	0	0	28
OTHER							
HAP / RSE	0	0	2,780	0	0	0	2,780
Environmental	0	0	0	0	0	0	0
Info Manage	0	7,961	0	0	0	0	7,961
1-Time Other	0	0	0	0	0	0	0
TOTAL ONE-TIME	11,255	84,320	64,678	0	0	0	160,254

TOTAL APPROPRIATIONS DETAIL REPORT (COBRA v5.07) - Page 2/15
 Data As Of 09:20 09/14/1994, Report Created 07:27 01/10/1995

Department : ARMY
 Option Package : C06-1
 Scenario File : C:\COBRA\C06-1.CBR
 Std Fctrs File : C:\COBRA\SF7DEC.SFF

RECURRINGCOSTS -----(\$K)-----	1996	1997	1998	1999	2000	2001	Total	Beyond
FAM HOUSE OPS	0	0	0	0	0	0	0	0
O&M								
RPMA	0	0	1,132	1,132	1,132	1,132	4,528	1,132
BOS	0	0	7,173	5,450	5,450	5,450	23,523	5,450
Unique Operat	0	0	0	0	0	0	0	0
Civ Salary	0	0	0	0	0	0	0	0
CHAMPUS	0	0	0	0	0	0	0	0
Caretaker	0	0	0	0	0	0	0	0
MIL PERSONNEL								
Off Salary	0	0	0	0	0	0	0	0
Enl Salary	0	0	0	0	0	0	0	0
House Allow	0	0	545	545	545	545	2,180	545
OTHER								
Mission	0	0	0	0	0	0	0	0
Misc Recur	0	0	0	0	0	0	0	0
Unique Other	0	0	0	0	0	0	0	0
TOTAL RECUR	0	0	8,850	7,127	7,127	7,127	30,231	7,127
TOTAL COST	11,255	84,320	73,528	7,127	7,127	7,127	190,485	7,127
ONE-TIME SAVES -----(\$K)-----	1996	1997	1998	1999	2000	2001	Total	
CONSTRUCTION								
MILCON	0	0	0	0	0	0	0	
Fam Housing	4,150	0	0	0	0	0	4,150	
O&M								
1-time Move	0	0	0	0	0	0	0	
MIL PERSONNEL								
Mil Moving	0	0	240	0	0	0	240	
OTHER								
Land Sales	0	0	0	0	0	0	0	
Environmental	0	0	0	0	0	0	0	
1-time Other	0	0	0	0	0	0	0	
TOTAL ONE-TIME	4,150	0	240	0	0	0	4,390	
RECURRINGSAVES -----(\$K)-----	1996	1997	1998	1999	2000	2001	Total	Beyond
FAM HOUSE OPS	0	0	728	1,457	1,457	1,457	5,099	1,457
O&M								
RPMA	0	0	2,418	5,089	5,089	5,089	17,685	5,089
BOS	0	0	1,365	20,578	20,578	20,578	63,100	20,578
Unique Operat	0	0	0	0	0	0	0	0
Civ Salary	0	0	3,197	6,394	6,394	6,394	22,378	6,394
CHAMPUS	0	0	0	0	0	0	0	0
MIL PERSONNEL								
Off Salary	0	0	34	68	68	68	238	68
Enl Salary	0	0	77	154	154	154	540	154
House Allow	0	0	34	34	34	34	135	34
OTHER								
Procurement	0	0	0	0	0	0	0	0
Mission	0	0	0	0	0	0	0	0
Misc Recur	0	0	0	0	0	0	0	0
Unique Other	0	0	0	0	0	0	0	0
TOTAL RECUR	0	0	7,853	33,774	33,774	33,774	109,176	33,774
TOTAL SAVINGS	4,150	0	8,093	33,774	33,774	33,774	113,565	33,774

TOTAL APPROPRIATIONS DETAIL REPORT (COBRA v5.07) - Page 3/15
 Data As Of 09:20 09/14/1994, Report Created 07:27 01/10/1995

Department : ARMY
 Option Package : CO6-1
 Scenario File : C:\COBRA\CO6-1.CBR
 Std Fctrs File : C:\COBRA\SF7DEC.SFF

ONE-TIME NET ----(\$K)----	1996 ----	1997 ----	1998 ----	1999 ----	2000 ----	2001 ----	Total ----	
CONSTRUCTION								
MILCON	7,342	73,424	0	0	0	0	80,767	
Fam Housing	-4,150	0	0	0	0	0	-4,150	
O&M								
Civ Retir/RIF	0	0	2,056	0	0	0	2,056	
Civ Moving	0	0	25,252	0	0	0	25,252	
Other	3,913	2,935	33,844	0	0	0	40,691	
MIL PERSONNEL								
Mil Moving	0	0	506	0	0	0	506	
OTHER								
HAP / RSE	0	0	2,780	0	0	0	2,780	
Environmental	0	0	0	0	0	0	0	
Info Manage	0	7,961	0	0	0	0	7,961	
1-Time Other	0	0	0	0	0	0	0	
Land	0	0	0	0	0	0	0	
TOTAL ONE-TIME	7,105	84,320	64,438	0	0	0	155,864	
RECURRING NET ----(\$K)----	1996 ----	1997 ----	1998 ----	1999 ----	2000 ----	2001 ----	Total ----	Beyond ----
FAM HOUSE OPS	0	0	-728	-1,457	-1,457	-1,457	-5,099	-1,457
O&M								
RPMA	0	0	-1,286	-3,957	-3,957	-3,957	-13,157	-3,957
BOS	0	0	5,808	-15,128	-15,128	-15,128	-39,577	-15,128
Unique Operat	0	0	0	0	0	0	0	0
Caretaker	0	0	0	0	0	0	0	0
Civ Salary	0	0	-3,197	-6,394	-6,394	-6,394	-22,378	-6,394
CHAMPUS	0	0	0	0	0	0	0	0
MIL PERSONNEL								
Mil Salary	0	0	-111	-222	-222	-222	-778	-222
House Allow	0	0	511	511	511	511	2,045	511
OTHER								
Procurement	0	0	0	0	0	0	0	0
Mission	0	0	0	0	0	0	0	0
Misc Recur	0	0	0	0	0	0	0	0
Unique Other	0	0	0	0	0	0	0	0
TOTAL RECUR	0	0	997	-26,647	-26,647	-26,647	-78,944	-26,647
TOTAL NET COST	7,105	84,320	65,436	-26,647	-26,647	-26,647	76,920	-26,647

APPROPRIATIONS DETAIL REPORT (COBRA v5.07) - Page 4/15
 Data As Of 09:20 09/14/1994, Report Created 07:27 01/10/1995

Department : ARMY
 Option Package : CO6-1
 Scenario File : C:\COBRA\CO6-1.CBR
 Std Fctrs File : C:\COBRA\SF7DEC.SFF

Base: NATICK RDEC, MA	1996	1997	1998	1999	2000	2001	Total
ONE-TIME COSTS	-----	-----	-----	-----	-----	-----	-----
-----(\$K)-----	-----	-----	-----	-----	-----	-----	-----
CONSTRUCTION							
MILCON	0	0	0	0	0	0	0
Fam Housing	0	0	0	0	0	0	0
Land Purch	0	0	0	0	0	0	0
O&M							
CIV SALARY							
Civ RIFs	0	0	1,184	0	0	0	1,184
Civ Retire	0	0	451	0	0	0	451
CIV MOVING							
Per Diem	0	0	2,231	0	0	0	2,231
POV Miles	0	0	56	0	0	0	56
Home Purch	0	0	7,204	0	0	0	7,204
HHG	0	0	4,085	0	0	0	4,085
Misc	0	0	432	0	0	0	432
House Hunt	0	0	1,493	0	0	0	1,493
PPS	0	0	1,209	0	0	0	1,209
RITA	0	0	3,196	0	0	0	3,196
FREIGHT							
Packing	0	0	10	0	0	0	10
Freight	0	0	9	0	0	0	9
Vehicles	0	0	0	0	0	0	0
Driving	0	0	0	0	0	0	0
Unemployment	0	0	207	0	0	0	207
OTHER							
Program Plan	3,449	2,587	1,940	0	0	0	7,975
Shutdown	0	0	895	0	0	0	895
New Hires	0	0	0	0	0	0	0
1-Time Move	0	0	30,000	0	0	0	30,000
MIL PERSONNEL							
MIL MOVING							
Per Diem	0	0	17	0	0	0	17
POV Miles	0	0	9	0	0	0	9
HHG	0	0	397	0	0	0	397
Misc	0	0	80	0	0	0	80
OTHER							
Elim PCS	0	0	28	0	0	0	28
OTHER							
HAP / RSE	0	0	2,342	0	0	0	2,342
Environmental	0	0	0	0	0	0	0
Info Manage	0	0	0	0	0	0	0
1-Time Other	0	0	0	0	0	0	0
TOTAL ONE-TIME	3,449	2,587	57,476	0	0	0	63,512

APPROPRIATIONS DETAIL REPORT (COBRA v5.07) - Page 5/15
 Data As Of 09:20 09/14/1994, Report Created 07:27 01/10/1995

Department : ARMY
 Option Package : CO6-1
 Scenario File : C:\COBRA\CO6-1.CBR
 Std Fctrs File : C:\COBRA\SF7DEC.SFF

Base: NATICK RDEC, MA

RECURRINGCOSTS ----(\$K)-----	1996	1997	1998	1999	2000	2001	Total	Beyond
FAM HOUSE OPS	0	0	0	0	0	0	0	0
O&M								
RPMA	0	0	0	0	0	0	0	0
BOS	0	0	0	0	0	0	0	0
Unique Operat	0	0	0	0	0	0	0	0
Civ Salary	0	0	0	0	0	0	0	0
CHAMPUS	0	0	0	0	0	0	0	0
Caretaker	0	0	0	0	0	0	0	0
MIL PERSONNEL								
Off Salary	0	0	0	0	0	0	0	0
Enl Salary	0	0	0	0	0	0	0	0
House Allow	0	0	0	0	0	0	0	0
OTHER								
Mission	0	0	0	0	0	0	0	0
Misc Recur	0	0	0	0	0	0	0	0
Unique Other	0	0	0	0	0	0	0	0
TOTAL RECUR	0	0	0	0	0	0	0	0
 TOTAL COSTS	 3,449	 2,587	 57,476	 0	 0	 0	 63,512	 0
ONE-TIME SAVES ----(\$K)-----	1996	1997	1998	1999	2000	2001	Total	
CONSTRUCTION								
MILCON	0	0	0	0	0	0	0	
Fam Housing	4,150	0	0	0	0	0	4,150	
O&M								
1-Time Move	0	0	0	0	0	0	0	
MIL PERSONNEL								
Mil Moving	0	0	185	0	0	0	185	
OTHER								
Land Sales	0	0	0	0	0	0	0	
Environmental	0	0	0	0	0	0	0	
1-Time Other	0	0	0	0	0	0	0	
TOTAL ONE-TIME	4,150	0	185	0	0	0	4,335	
RECURRINGSAVES ----(\$K)-----	1996	1997	1998	1999	2000	2001	Total	Beyond
FAM HOUSE OPS	0	0	728	1,457	1,457	1,457	5,099	1,457
O&M								
RPMA	0	0	2,418	5,089	5,089	5,089	17,685	5,089
BOS	0	0	1,365	20,578	20,578	20,578	63,100	20,578
Unique Operat	0	0	0	0	0	0	0	0
Civ Salary	0	0	3,197	6,394	6,394	6,394	22,378	6,394
CHAMPUS	0	0	0	0	0	0	0	0
MIL PERSONNEL								
Off Salary	0	0	34	68	68	68	238	68
Enl Salary	0	0	77	154	154	154	540	154
House Allow	0	0	34	34	34	34	135	34
OTHER								
Procurement	0	0	0	0	0	0	0	0
Mission	0	0	0	0	0	0	0	0
Misc Recur	0	0	0	0	0	0	0	0
Unique Other	0	0	0	0	0	0	0	0
TOTAL RECUR	0	0	7,853	33,774	33,774	33,774	109,176	33,774
 TOTAL SAVINGS	 4,150	 0	 8,038	 33,774	 33,774	 33,774	 113,511	 33,774

APPROPRIATIONS DETAIL REPORT (COBRA v5.07) - Page 6/15
 Data As Of 09:20 09/14/1994, Report Created 07:27 01/10/1995

Department : ARMY
 Option Package : CO6-1
 Scenario File : C:\COBRA\CO6-1.CBR
 Std Fctrs File : C:\COBRA\SF7DEC.SFF

Base: NATICK RDEC, MA

ONE-TIME NET	1996	1997	1998	1999	2000	2001	Total	
-----(\$K)-----	----	----	----	----	----	----	-----	-----
CONSTRUCTION								
MILCON	0	0	0	0	0	0	0	
Fam Housing	-4,150	0	0	0	0	0	-4,150	
O&M								
Civ Retir/RIF	0	0	1,635	0	0	0	1,635	
Civ Moving	0	0	19,926	0	0	0	19,926	
Other	3,449	2,587	33,042	0	0	0	39,077	
MIL PERSONNEL								
Mil Moving	0	0	347	0	0	0	347	
OTHER								
HAP / RSE	0	0	2,342	0	0	0	2,342	
Environmental	0	0	0	0	0	0	0	
Info Manage	0	0	0	0	0	0	0	
1-Time Other	0	0	0	0	0	0	0	
Land	0	0	0	0	0	0	0	
TOTAL ONE-TIME	-701	2,587	57,291	0	0	0	59,177	
RECURRING NET								
-----(\$K)-----	----	----	----	----	----	----	-----	-----
FAM HOUSE OPS	0	0	-728	-1,457	-1,457	-1,457	-5,099	-1,457
O&M								
RPMA	0	0	-2,418	-5,089	-5,089	-5,089	-17,685	-5,089
BOS	0	0	-1,365	-20,578	-20,578	-20,578	-63,100	-20,578
Unique Operat	0	0	0	0	0	0	0	0
Caretaker	0	0	0	0	0	0	0	0
Civ Salary	0	0	-3,197	-6,394	-6,394	-6,394	-22,378	-6,394
CHAMPUS	0	0	0	0	0	0	0	0
MIL PERSONNEL								
Mil Salary	0	0	-111	-222	-222	-222	-778	-222
House Allow	0	0	-34	-34	-34	-34	-135	-34
OTHER								
Procurement	0	0	0	0	0	0	0	0
Mission	0	0	0	0	0	0	0	0
Misc Recur	0	0	0	0	0	0	0	0
Unique Other	0	0	0	0	0	0	0	0
TOTAL RECUR	0	0	-7,853	-33,774	-33,774	-33,774	-109,176	-33,774
TOTAL NET COST	-701	2,587	49,438	-33,774	-33,774	-33,774	-49,999	-33,774

APPROPRIATIONS DETAIL REPORT (COBRA v5.07) - Page 7/15
 Data As Of 09:20 09/14/1994, Report Created 07:27 01/10/1995

Department : ARMY
 Option Package : CO6-1
 Scenario File : C:\COBRA\CO6-1.CBR
 Std Fctrs File : C:\COBRA\SF7DEC.SFF

Base: ABERDEEN PG, MD	1996	1997	1998	1999	2000	2001	Total
ONE-TIME COSTS	-----	-----	-----	-----	-----	-----	-----
-----(\$K)-----	-----	-----	-----	-----	-----	-----	-----
CONSTRUCTION							
MILCON	7,273	72,727	0	0	0	0	80,000
Fam Housing	0	0	0	0	0	0	0
Land Purch	0	0	0	0	0	0	0
O&M							
CIV SALARY							
Civ RIFs	0	0	305	0	0	0	305
Civ Retire	0	0	116	0	0	0	116
CIV MOVING							
Per Diem	0	0	497	0	0	0	497
POV Miles	0	0	66	0	0	0	66
Home Purch	0	0	1,798	0	0	0	1,798
HHG	0	0	1,385	0	0	0	1,385
Misc	0	0	128	0	0	0	128
House Hunt	0	0	538	0	0	0	538
PPS	0	0	0	0	0	0	0
RITA	0	0	848	0	0	0	848
FREIGHT							
Packing	0	0	54	0	0	0	54
Freight	0	0	11	0	0	0	11
Vehicles	0	0	0	0	0	0	0
Driving	0	0	0	0	0	0	0
Unemployment	0	0	53	0	0	0	53
OTHER							
Program Plan	464	348	261	0	0	0	1,073
Shutdown	0	0	0	0	0	0	0
New Hires	0	0	350	0	0	0	350
1-Time Move	0	0	0	0	0	0	0
MIL PERSONNEL							
MIL MOVING							
Per Diem	0	0	15	0	0	0	15
POV Miles	0	0	12	0	0	0	12
HHG	0	0	163	0	0	0	163
Misc	0	0	24	0	0	0	24
OTHER							
Elim PCS	0	0	0	0	0	0	0
OTHER							
HAP / RSE	0	0	438	0	0	0	438
Environmental	0	0	0	0	0	0	0
Info Manage	0	7,885	0	0	0	0	7,885
1-Time Other	0	0	0	0	0	0	0
TOTAL ONE-TIME	7,737	80,960	7,064	0	0	0	95,761

APPROPRIATIONS DETAIL REPORT (COBRA v5.07) - Page 8/15
 Data As Of 09:20 09/14/1994, Report Created 07:27 01/10/1995

Department : ARMY
 Option Package : CO6-1
 Scenario File : C:\COBRA\CO6-1.CBR
 Std Fctrs File : C:\COBRA\SF7DEC.SFF

Base: ABERDEEN PG, MD

RECURRINGCOSTS	1996	1997	1998	1999	2000	2001	Total	Beyond
-----(\$K)-----	----	----	----	----	----	----	-----	-----
FAM HOUSE OPS	0	0	0	0	0	0	0	0
O&M								
RPMA	0	0	1,108	1,108	1,108	1,108	4,433	1,108
BOS	0	0	5,516	3,792	3,792	3,792	16,893	3,792
Unique Operat	0	0	0	0	0	0	0	0
Civ Salary	0	0	0	0	0	0	0	0
CHAMPUS	0	0	0	0	0	0	0	0
Caretaker	0	0	0	0	0	0	0	0
MIL PERSONNEL								
Off Salary	0	0	0	0	0	0	0	0
Enl Salary	0	0	0	0	0	0	0	0
House Allow	0	0	367	367	367	367	1,467	367
OTHER								
Mission	0	0	0	0	0	0	0	0
Misc Recur	0	0	0	0	0	0	0	0
Unique Other	0	0	0	0	0	0	0	0
TOTAL RECUR	0	0	6,624	4,901	4,901	4,901	22,793	5,267
TOTAL COSTS	7,737	80,960	14,055	5,267	5,267	5,267	118,555	5,267
ONE-TIME SAVES	1996	1997	1998	1999	2000	2001	Total	
-----(\$K)-----	----	----	----	----	----	----	-----	
CONSTRUCTION								
MILCON	0	0	0	0	0	0	0	
Fam Housing	0	0	0	0	0	0	0	
O&M								
1-Time Move	0	0	0	0	0	0	0	
MIL PERSONNEL								
Mil Moving	0	0	55	0	0	0	55	
OTHER								
Land Sales	0	0	0	0	0	0	0	
Environmental	0	0	0	0	0	0	0	
1-Time Other	0	0	0	0	0	0	0	
TOTAL ONE-TIME	0	0	55	0	0	0	55	
RECURRINGSAVES	1996	1997	1998	1999	2000	2001	Total	Beyond
-----(\$K)-----	----	----	----	----	----	----	-----	-----
FAM HOUSE OPS	0	0	0	0	0	0	0	0
O&M								
RPMA	0	0	0	0	0	0	0	0
BOS	0	0	0	0	0	0	0	0
Unique Operat	0	0	0	0	0	0	0	0
Civ Salary	0	0	0	0	0	0	0	0
CHAMPUS	0	0	0	0	0	0	0	0
MIL PERSONNEL								
Off Salary	0	0	0	0	0	0	0	0
Enl Salary	0	0	0	0	0	0	0	0
House Allow	0	0	0	0	0	0	0	0
OTHER								
Procurement	0	0	0	0	0	0	0	0
Mission	0	0	0	0	0	0	0	0
Misc Recur	0	0	0	0	0	0	0	0
Unique Other	0	0	0	0	0	0	0	0
TOTAL RECUR	0	0	0	0	0	0	0	0
TOTAL SAVINGS	0	0	55	0	0	0	55	0

APPROPRIATIONS DETAIL REPORT (COBRA v5.07) - Page 9/15
 Data As Of 09:20 09/14/1994, Report Created 07:27 01/10/1995

Department : ARMY
 Option Package : CO6-1
 Scenario File : C:\COBRA\CO6-1.CBR
 Std Fctrs File : C:\COBRA\SF7DEC.SFF

Base: ABERDEEN PG, MD

ONE-TIME NET -----(\$K)-----	1996	1997	1998	1999	2000	2001	Total	
CONSTRUCTION								
MILCON	7,273	72,727	0	0	0	0	80,000	
Fam Housing	0	0	0	0	0	0	0	
O&M								
Civ Retir/RIF	0	0	421	0	0	0	421	
Civ Moving	0	0	5,326	0	0	0	5,326	
Other	464	348	665	0	0	0	1,477	
MIL PERSONNEL								
Mil Moving	0	0	159	0	0	0	159	
OTHER								
HAP / RSE	0	0	438	0	0	0	438	
Environmental	0	0	0	0	0	0	0	
Info Manage	0	7,885	0	0	0	0	7,885	
1-Time Other	0	0	0	0	0	0	0	
Land	0	0	0	0	0	0	0	
TOTAL ONE-TIME	7,737	80,960	7,010	0	0	0	95,707	
RECURRING NET -----(\$K)-----	1996	1997	1998	1999	2000	2001	Total	Beyond
FAM HOUSE OPS	0	0	0	0	0	0	0	0
O&M								
RPMA	0	0	1,108	1,108	1,108	1,108	4,433	1,108
BOS	0	0	5,516	3,792	3,792	3,792	16,893	3,792
Unique Operat	0	0	0	0	0	0	0	0
Caretaker	0	0	0	0	0	0	0	0
Civ Salary	0	0	0	0	0	0	0	0
CHAMPUS	0	0	0	0	0	0	0	0
MIL PERSONNEL								
Mil Salary	0	0	0	0	0	0	0	0
House Allow	0	0	367	367	367	367	1,467	367
OTHER								
Procurement	0	0	0	0	0	0	0	0
Mission	0	0	0	0	0	0	0	0
Misc Recur	0	0	0	0	0	0	0	0
Unique Other	0	0	0	0	0	0	0	0
TOTAL RECUR	0	0	6,991	5,267	5,267	5,267	22,793	5,267
TOTAL NET COST	7,737	80,960	14,000	5,267	5,267	5,267	118,500	5,267

APPROPRIATIONS DETAIL REPORT (COBRA v5.07) - Page 10/15
 Data As Of 09:20 09/14/1994, Report Created 07:27 01/10/1995

Department : ARMY
 Option Package : CO6-1
 Scenario File : C:\COBRA\CO6-1.CBR
 Std Fctrs File : C:\COBRA\SF7DEC.SFF

Base: WHITE SANDS MR, NM	1996	1997	1998	1999	2000	2001	Total
ONE-TIME COSTS	-----	-----	-----	-----	-----	-----	-----
-----(\$K)-----	-----	-----	-----	-----	-----	-----	-----
CONSTRUCTION							
MILCON	70	697	0	0	0	0	767
Fam Housing	0	0	0	0	0	0	0
Land Purch	0	0	0	0	0	0	0
O&M							
CIV SALARY							
Civ RIFs	0	0	0	0	0	0	0
Civ Retire	0	0	0	0	0	0	0
CIV MOVING							
Per Diem	0	0	0	0	0	0	0
POV Miles	0	0	0	0	0	0	0
Home Purch	0	0	0	0	0	0	0
HHG	0	0	0	0	0	0	0
Misc	0	0	0	0	0	0	0
House Hunt	0	0	0	0	0	0	0
PPS	0	0	0	0	0	0	0
RITA	0	0	0	0	0	0	0
FREIGHT							
Packing	0	0	0	0	0	0	0
Freight	0	0	0	0	0	0	0
Vehicles	0	0	0	0	0	0	0
Driving	0	0	0	0	0	0	0
Unemployment	0	0	0	0	0	0	0
OTHER							
Program Plan	0	0	0	0	0	0	0
Shutdown	0	0	0	0	0	0	0
New Hires	0	0	113	0	0	0	113
1-Time Move	0	0	0	0	0	0	0
MIL PERSONNEL							
MIL MOVING							
Per Diem	0	0	0	0	0	0	0
POV Miles	0	0	0	0	0	0	0
HHG	0	0	0	0	0	0	0
Misc	0	0	0	0	0	0	0
OTHER							
Elim PCS	0	0	0	0	0	0	0
OTHER							
HAP / RSE	0	0	0	0	0	0	0
Environmental	0	0	0	0	0	0	0
Info Manage	0	76	0	0	0	0	76
1-Time Other	0	0	0	0	0	0	0
TOTAL ONE-TIME	70	773	113	0	0	0	956

APPROPRIATIONS DETAIL REPORT (COBRA v5.07) - Page 12/15
 Data As Of 09:20 09/14/1994, Report Created 07:27 01/10/1995

Department : ARMY
 Option Package : CO6-1
 Scenario File : C:\COBRA\CO6-1.CBR
 Std Fctrs File : C:\COBRA\SF7DEC.SFF

Base: WHITE SANDS MR, NM								
ONE-TIME NET	1996	1997	1998	1999	2000	2001	Total	
----(\$K)----	----	----	----	----	----	----	----	
CONSTRUCTION								
MILCON	70	697	0	0	0	0	767	
Fam Housing	0	0	0	0	0	0	0	
O&M								
Civ Retir/RIF	0	0	0	0	0	0	0	
Civ Moving	0	0	0	0	0	0	0	
Other	0	0	113	0	0	0	113	
MIL PERSONNEL								
Mil Moving	0	0	0	0	0	0	0	
OTHER								
HAP / RSE	0	0	0	0	0	0	0	
Environmental	0	0	0	0	0	0	0	
Info Manage	0	76	0	0	0	0	76	
1-Time Other	0	0	0	0	0	0	0	
Land	0	0	0	0	0	0	0	
TOTAL ONE-TIME	70	773	113	0	0	0	956	
RECURRING NET								
-----(\$K)-----	-----	-----	-----	-----	-----	-----	Total	Beyond
FAM HOUSE OPS	0	0	0	0	0	0	0	0
O&M								
RPMA	0	0	24	24	24	24	95	24
BOS	0	0	1,538	1,538	1,538	1,538	6,151	1,538
Unique Operat	0	0	0	0	0	0	0	0
Caretaker	0	0	0	0	0	0	0	0
Civ Salary	0	0	0	0	0	0	0	0
CHAMPUS	0	0	0	0	0	0	0	0
MIL PERSONNEL								
Mil Salary	0	0	0	0	0	0	0	0
House Allow	0	0	178	178	178	178	713	178
OTHER								
Procurement	0	0	0	0	0	0	0	0
Mission	0	0	0	0	0	0	0	0
Misc Recur	0	0	0	0	0	0	0	0
Unique Other	0	0	0	0	0	0	0	0
TOTAL RECUR	0	0	1,740	1,740	1,740	1,740	6,959	1,740
TOTAL NET COST	70	773	1,853	1,740	1,740	1,740	7,915	1,740

APPROPRIATIONS DETAIL REPORT (COBRA v5.07) - Page 13/15
 Data As Of 09:20 09/14/1994, Report Created 07:27 01/10/1995

Department : ARMY
 Option Package : C06-1
 Scenario File : C:\COBRA\C06-1.CBR
 Std Fctrs File : C:\COBRA\SF7DEC.SFF

Base: BASE X, US	1996	1997	1998	1999	2000	2001	Total
ONE-TIME COSTS	----	----	----	----	----	----	----
-----(\$K)-----							
CONSTRUCTION							
MILCON	0	0	0	0	0	0	0
Fam Housing	0	0	0	0	0	0	0
Land Purch	0	0	0	0	0	0	0
O&M							
CIV SALARY							
Civ RIFs	0	0	0	0	0	0	0
Civ Retire	0	0	0	0	0	0	0
CIV MOVING							
Per Diem	0	0	0	0	0	0	0
POV Miles	0	0	0	0	0	0	0
Home Purch	0	0	0	0	0	0	0
HHG	0	0	0	0	0	0	0
Misc	0	0	0	0	0	0	0
House Hunt	0	0	0	0	0	0	0
PPS	0	0	0	0	0	0	0
RITA	0	0	0	0	0	0	0
FREIGHT							
Packing	0	0	0	0	0	0	0
Freight	0	0	0	0	0	0	0
Vehicles	0	0	0	0	0	0	0
Driving	0	0	0	0	0	0	0
Unemployment	0	0	0	0	0	0	0
OTHER							
Program Plan	0	0	0	0	0	0	0
Shutdown	0	0	0	0	0	0	0
New Hires	0	0	24	0	0	0	24
1-Time Move	0	0	0	0	0	0	0
MIL PERSONNEL							
MIL MOVING							
Per Diem	0	0	0	0	0	0	0
POV Miles	0	0	0	0	0	0	0
HHG	0	0	0	0	0	0	0
Misc	0	0	0	0	0	0	0
OTHER							
Elim PCS	0	0	0	0	0	0	0
OTHER							
HAP / RSE	0	0	0	0	0	0	0
Environmental	0	0	0	0	0	0	0
Info Manage	0	0	0	0	0	0	0
1-Time Other	0	0	0	0	0	0	0
TOTAL ONE-TIME	0	0	24	0	0	0	24

APPROPRIATIONS DETAIL REPORT (COBRA v5.07) - Page 15/15
 Data As Of 09:20 09/14/1994, Report Created 07:27 01/10/1995

Department : ARMY
 Option Package : CO6-1
 Scenario File : C:\COBRA\CO6-1.CBR
 Std Fctrs File : C:\COBRA\SF7DEC.SFF

Base: BASE X, US	1996	1997	1998	1999	2000	2001	Total	
ONE-TIME NET	----	----	----	----	----	----	----	
-----(\$K)-----								
CONSTRUCTION								
MILCON	0	0	0	0	0	0	0	
Fam Housing	0	0	0	0	0	0	0	
O&M								
Civ Retir/RIF	0	0	0	0	0	0	0	
Civ Moving	0	0	0	0	0	0	0	
Other	0	0	24	0	0	0	24	
MIL PERSONNEL								
Mil Moving	0	0	0	0	0	0	0	
OTHER								
HAP / RSE	0	0	0	0	0	0	0	
Environmental	0	0	0	0	0	0	0	
Info Manage	0	0	0	0	0	0	0	
1-Time Other	0	0	0	0	0	0	0	
Land	0	0	0	0	0	0	0	
TOTAL ONE-TIME	0	0	24	0	0	0	24	
RECURRING NET	1996	1997	1998	1999	2000	2001	Total	Beyond
-----(\$K)-----	----	----	----	----	----	----	----	----
FAM HOUSE OPS	0	0	0	0	0	0	0	0
O&M								
RPMA	0	0	0	0	0	0	0	0
BOS	0	0	120	120	120	120	479	120
Unique Operat	0	0	0	0	0	0	0	0
Caretaker	0	0	0	0	0	0	0	0
Civ Salary	0	0	0	0	0	0	0	0
CHAMPUS	0	0	0	0	0	0	0	0
MIL PERSONNEL								
Mil Salary	0	0	0	0	0	0	0	0
House Allow	0	0	0	0	0	0	0	0
OTHER								
Procurement	0	0	0	0	0	0	0	0
Mission	0	0	0	0	0	0	0	0
Misc Recur	0	0	0	0	0	0	0	0
Unique Other	0	0	0	0	0	0	0	0
TOTAL RECUR	0	0	120	120	120	120	479	120
TOTAL NET COST	0	0	144	120	120	120	503	120

RPMA/BOS CHANGE REPORT (COBRA v5.07)

Data As Of 09:20 09/14/1994, Report Created 07:27 01/10/1995

Department : ARMY
 Option Package : C06-1
 Scenario File : C:\COBRA\C06-1.CBR
 Std Fctrs File : C:\COBRA\SF7DEC.SFF

Net Change(\$K)	1996	1997	1998	1999	2000	2001	Total	Beyond
RPMA Change	0	0	-1,286	-3,957	-3,957	-3,957	-13,157	-3,957
BOS Change	0	0	5,808	-15,128	-15,128	-15,128	-39,577	-15,128
Housing Change	0	0	-728	-1,457	-1,457	-1,457	-5,099	-1,457
TOTAL CHANGES	0	0	3,794	-20,542	-20,542	-20,542	-57,833	-20,542



THE ARMY BASING STUDY

**BRAC 95
ALTERNATIVE
DOCUMENTATION
SET**

**ALTERNATIVE NO.
C06-1**

SECTION VI

IMPACTS:

**ECONOMIC IMPACT ON COMMUNITIES
COMMUNITY INFRASTRUCTURE
ENVIRONMENTAL**

NATICK RESEARCH CTR

CLOSE

1213

C06-1

CLOSE NATICK RESEARCH CTR - RELOCATE TO APG, TECOM FROM APG TO WSMR

OFF	ENL	STUDENTS	MIL	USC	CONTRACTR	TOTAL	
38	83	0	121	1,091	122	1,334	1,334

		1994	1995	1996	1997	1998	1999	2000	2001	Sub-Total
MILITARY PERSONNEL	RELOCATED	0	0	0	0	115	0	0	0	115
MILITARY PERSONNEL	ELIMINATED	0	0	0	0	6	0	0	0	6
MILITARY PERSONNEL	REMAIN	0	0	0	0	0	0	0	0	0
CIVILIAN PERSONNEL	RELOCATED	0	0	0	0	955	893	0	0	893
CIVILIAN PERSONNEL	ELIMINATED	0	0	0	0	139	0	0	0	139
CIVILIAN PERSONNEL	REMAIN	0	0	0	0	0	0	0	0	0
CONTRACTOR PERSONNEL	RELOCATED	0	0	0	0	122	0	0	0	122
CONTRACTORS	REMAIN	0	0	0	0	0	0	0	0	0
MILITARY STUDENTS	RELOCATED	0	0	0	0	0	0	0	0	0
MILITARY STUDENTS	REMAIN	0	0	0	0	0	0	0	0	0
<hr/>										
0 0 0 0 1337 0 0 0 1,275 1,275										

1-3 CIV FS CHQS FY 99 ->

MILITARY PERSONNEL	IN @ BASE-X	0	0	0	0	0	0	0	0	0
CIVILIAN PERSONNEL	IN @ BASE-X	0	0	0	0	62	0	0	0	62
MILITARY PERSONNEL	IN @ BASE-Y	0	0	0	0	0	0	0	0	0
CIVILIAN PERSONNEL	IN @ BASE-Y	0	0	0	0	0	0	0	0	0
<hr/>										
0 0 0 0 62 0 0 0 62										

MILITARY PERSONNEL	IN	0	0	0	0	0	0	0	0	0
CIVILIAN PERSONNEL	IN	0	0	0	0	0	0	0	0	0
CONTRACTOR PERSONNEL	IN	0	0	0	0	0	0	0	0	0
MILITARY STUDENTS	IN	0	0	0	0	0	0	0	0	0
<hr/>										
0 0 0 0 0 0 0 0 0 0										

	STUDENTS	MIL	USC	CONTRACTR	TOTAL
ELIMINATED		6	139		145
RELOCATED	0	115	893	122	1,130
TOTAL DIRECT JOBS					1,275

APG

RECEIVING

CLOSE NATICK CTR - RELOCATE TO APG, TECOM FROM APG TO WSMR, APG MISC TO BASE-X

C06-1

OFF	ENL	STUDENTS	MIL	USC	CONTRACTR	TOTAL	
439	1,647	3,021	5,107	6,370	2,670	14,147	14,147

		1994	1995	1996	1997	1998	1999	2000	2001	Sub-Total
MILITARY PERSONNEL	RELOCATED	0	0	0	0	34	0	0	0	34
MILITARY PERSONNEL	ELIMINATED	0	0	0	0	0	0	0	0	0
MILITARY PERSONNEL	REMAIN	0	0	0	0	0	0	0	0	0
CIVILIAN PERSONNEL	RELOCATED	0	0	0	0	285	0	0	0	285
CIVILIAN PERSONNEL	ELIMINATED	0	0	0	0	0	0	0	0	0
CIVILIAN PERSONNEL	REMAIN	0	0	0	0	0	0	0	0	0
CONTRACTOR PERSONNEL	RELOCATED	0	0	0	0	0	0	0	0	0
CONTRACTORS	REMAIN	0	0	0	0	0	0	0	0	0
MILITARY STUDENTS	RELOCATED	0	0	0	0	0	0	0	0	0
MILITARY STUDENTS	REMAIN	0	0	0	0	0	0	0	0	0
<hr/>										
0 0 0 0 319 0 0 0 319 319										

MILITARY PERSONNEL	IN @ BASE-X	0	0	0	0	0	0	0	0	0
CIVILIAN PERSONNEL	IN @ BASE-X	0	0	0	0	62	0	0	0	62
MILITARY PERSONNEL	IN @ BASE-Y	0	0	0	0	0	0	0	0	0
CIVILIAN PERSONNEL	IN @ BASE-Y	0	0	0	0	0	0	0	0	0
<hr/>										
0 0 0 0 62 0 0 0 62										

MILITARY PERSONNEL	IN	0	0	0	0	115	0	0	0	115
CIVILIAN PERSONNEL	IN	0	0	0	0	893	0	0	0	893
CONTRACTOR PERSONNEL	IN	0	0	0	0	0	0	0	0	0
MILITARY STUDENTS	IN	0	0	0	0	0	0	0	0	0
<hr/>										
0 0 0 0 1,008 0 0 0 1,008										

	STUDENTS	MIL	USC	CONTRACTR	TOTAL
ELIMINATED		0	0		0
RELOCATED	0	34	285	0	319
TOTAL DIRECT JOBS					319

Provided revision to D. Vallone 9/28/95 1/4/30 [Signature]

WSMR

RECEIVING

CLOSE NATICK CTR - RELOCATE TO WSMR, TECOM FROM APG TO WSMR, APG MISC TO BASE -X

CO6-1

OFF	ENL	STUDENTS	MIL	USC	CONTRACTR	TOTAL
112	652	0	764	3,178	3,256	7,178

		1994	1995	1996	1997	1998	1999	2000	2001	Sub-Totals
MILITARY PERSONNEL	RELOCATED	0	0	0	0	0	0	0	0	0
MILITARY PERSONNEL	ELIMINATED	0	0	0	0	0	0	0	0	0
MILITARY PERSONNEL	REMAIN	0	0	0	0	0	0	0	0	0
CIVILIAN PERSONNEL	RELOCATED	0	0	0	0	0	0	0	0	0
CIVILIAN PERSONNEL	ELIMINATED	0	0	0	0	0	0	0	0	0
CIVILIAN PERSONNEL	REMAIN	0	0	0	0	0	0	0	0	0
CONTRACTOR PERSONNEL	RELOCATED	0	0	0	0	0	0	0	0	0
CONTRACTORS	REMAIN	0	0	0	0	0	0	0	0	0
MILITARY STUDENTS	RELOCATED	0	0	0	0	0	0	0	0	0
MILITARY STUDENTS	REMAIN	0	0	0	0	0	0	0	0	0

		0	0	0	0	0	0	0	0	0

MILITARY PERSONNEL	IN@ BASE-X	0	0	0	0	0	0	0	0	0
CIVILIAN PERSONNEL	IN@ BASE-X	0	0	0	0	0	0	0	0	0
MILITARY PERSONNEL	IN@ BASE-Y	0	0	0	0	0	0	0	0	0
CIVILIAN PERSONNEL	IN@ BASE-Y	0	0	0	0	0	0	0	0	0

		0	0	0	0	0	0	0	0	0

MILITARY PERSONNEL	IN	0	0	0	0	34	0	0	0	34
CIVILIAN PERSONNEL	IN	0	0	0	0	285	0	0	0	285
CONTRACTOR PERSONNEL	IN	0	0	0	0	0	0	0	0	0
MILITARY STUDENTS	IN	0	0	0	0	0	0	0	0	0

		0	0	0	0	319	0	0	0	319

	STUDENTS	MIL	USC	CONTRACTR	TOTAL
ELIMINATED	0	0	0	0	0
RELOCATED	0	0	0	0	0
TOTAL DIRECT JOBS					0

X X X
CO6-1

OFF	ENL	STUDENTS	MIL	USC	CONTRACTR	TOTAL
0	0	0	0	0	0	0

		1994	1995	1996	1997	1998	1999	2000	2001	Sub-Totals
MILITARY PERSONNEL	RELOCATED	0	0	0	0	0	0	0	0	0
MILITARY PERSONNEL	ELIMINATED	0	0	0	0	0	0	0	0	0
MILITARY PERSONNEL	REMAIN	0	0	0	0	0	0	0	0	0
CIVILIAN PERSONNEL	RELOCATED	0	0	0	0	0	0	0	0	0
CIVILIAN PERSONNEL	ELIMINATED	0	0	0	0	0	0	0	0	0
CIVILIAN PERSONNEL	REMAIN	0	0	0	0	0	0	0	0	0
CONTRACTOR PERSONNEL	RELOCATED	0	0	0	0	0	0	0	0	0
CONTRACTORS	REMAIN	0	0	0	0	0	0	0	0	0
MILITARY STUDENTS	RELOCATED	0	0	0	0	0	0	0	0	0
MILITARY STUDENTS	REMAIN	0	0	0	0	0	0	0	0	0

		0	0	0	0	0	0	0	0	0

MILITARY PERSONNEL	IN@ BASE-X	0	0	0	0	0	0	0	0	0
CIVILIAN PERSONNEL	IN@ BASE-X	0	0	0	0	0	0	0	0	0
MILITARY PERSONNEL	IN@ BASE-Y	0	0	0	0	0	0	0	0	0
CIVILIAN PERSONNEL	IN@ BASE-Y	0	0	0	0	0	0	0	0	0

		0	0	0	0	0	0	0	0	0

MILITARY PERSONNEL	IN	0	0	0	0	0	0	0	0	0
CIVILIAN PERSONNEL	IN	0	0	0	0	0	0	0	0	0
CONTRACTOR PERSONNEL	IN	0	0	0	0	0	0	0	0	0
MILITARY STUDENTS	IN	0	0	0	0	0	0	0	0	0

		0	0	0	0	0	0	0	0	0

	STUDENTS	MIL	USC	CONTRACTR	TOTAL
ELIMINATED	0	0	0	0	0
RELOCATED	0	0	0	0	0
TOTAL DIRECT JOBS					0

COMMUNITY IMPACT

ALTERNATIVE # C06-1: Close Natick RDEC and realign missions/functions to Aberdeen Proving Ground. Realign HQ TECOM from Aberdeen Proving Ground to White Sands Missile Range.

*** The growth specified by this alternative at Aberdeen Proving Ground and White Sands Missile Range can be accommodated with little or no adverse impact to the existing infrastructure of the surrounding community.

BRAC 95 SUMMARY OF ENVIRONMENTAL IMPACTS

MACOM AMC _____ Mission Area Commodity Oriented _____

Installation Natick Research, Development, & Engineering Center

I CONSIDERATIONS FOR REALIGNMENT

Significant

Remarks

Potable water constraint

Potable water capacity near capacity may limit realignment options.

Partial

Remarks

10-20% Acreage Wetlands

Wetlands covering 10% of the installation which may limit realignment options.

Possible

Remarks

Non-attainment Area

Air conformity determination requirement may restrict new operations.

II CONSIDERATIONS FOR CLOSURE

Significant

Remarks

None

Partial

Remarks

None

Possible

Remarks

None

III CONSIDERATIONS FOR DISPOSAL

Significant

Remarks

None

Partial

Remarks

None

Possible

Remarks

FFA/IAG/Consent Agreement

NPL may have FFA/IAG/Consent agreement, which may limit disposal.

IV COMPLIANCE COST ISSUES

> \$50 M

Compliance Cost = \$58 M

V RESTORATION COST ISSUES

None

BRAC 95 SUMMARY OF ENVIRONMENTAL IMPACTS

MACOM AMC Mission Area Proving Ground

Installation Aberdeen Proving Grounds

I CONSIDERATIONS FOR REALIGNMENT

<u>Significant</u>	<u>Remarks</u>
None	
<u>Partial</u>	<u>Remarks</u>
10-20% Acreage Wetlands	Wetlands may limit realignment options.
<u>Possible</u>	<u>Remarks</u>
Non-attainment Area	Air conformity determination requirement may restrict new operations.

II CONSIDERATIONS FOR CLOSURE

<u>Significant</u>	<u>Remarks</u>
None	
<u>Partial</u>	<u>Remarks</u>
None	
<u>Possible</u>	<u>Remarks</u>
None	

III CONSIDERATIONS FOR DISPOSAL

<u>Significant</u>	<u>Remarks</u>
None	
<u>Partial</u>	<u>Remarks</u>
UXO Area	Firing ranges/impact areas may contain UXO, which may limit disposal.
<u>Possible</u>	<u>Remarks</u>
None	

IV COMPLIANCE COST ISSUES

None

V RESTORATION COST ISSUES

None

BRAC 95 SUMMARY OF ENVIRONMENTAL IMPACTS

MACOM AMC Mission Area Proving Ground

Installation White Sands Missile Range

I CONSIDERATIONS FOR REALIGNMENT

<u>Significant</u>	<u>Remarks</u>
Potable water constraint	Increased drinking water demand, saline water encroachment, and depletion of well fields may limit realignment options.
<u>Partial</u>	<u>Remarks</u>
None	
<u>Possible</u>	<u>Remarks</u>
Wide spread Cultural Resource	Cultural resources may limit realignment.
Waste water treatment & solid waste disposal constraints	Waste water treatment is near capacity and may limit realignment.

II CONSIDERATIONS FOR CLOSURE

<u>Significant</u>	<u>Remarks</u>
None	
<u>Partial</u>	<u>Remarks</u>
None	
<u>Possible</u>	<u>Remarks</u>
None	

III CONSIDERATIONS FOR DISPOSAL

<u>Significant</u>	<u>Remarks</u>
None	
<u>Partial</u>	<u>Remarks</u>
None	
<u>Possible</u>	<u>Remarks</u>
None	

IV COMPLIANCE COST ISSUES

None

V RESTORATION COST ISSUES

None



THE ARMY BASING STUDY

**BRAC 95
ALTERNATIVE
DOCUMENTATION
SET**

**ALTERNATIVE NO.
CO6-1**

SECTION VII

ANALYSTS NOTES

Army Family Housing (\$K/year)

Otherwise



	BRAC 93		BRAC 95
	AFH		
APG	7,292 x 1.049		7,649
WSMR	5,147 x 1.049		5,399
RIA	2,484 x 1.049		2,606
* REDSTONE	11,406 x 1.049		11,965 11,406
MONMOUTH	3,681 x 1.049		3,861
* DETROIT	6,956 x 1.049		7,297.6956

* 93 IA AFH COST X UNITS X INFLATION

Redstone
 5,594
 x
 2,039

 11,406.

Detroit
 7,048
 x
 987

 6,956



DEPARTMENT OF THE ARMY
 OFFICE OF THE CHIEF OF STAFF
 WASHINGTON, DC 20310-0200

Army Family Housing (\$K/yr)

NATICK

Pickabone

10,126
 X .137

5,167
 X .472

1,387
 X 1.05

X 1.25

1,456,625

11,047,565
 41,048

1,457

4,048

BRAC 93 IA



REPLY TO
ATTENTION OF

AMCSO

DEPARTMENT OF THE ARMY
HEADQUARTERS, U.S. ARMY MATERIEL COMMAND
5001 EISENHOWER AVENUE, ALEXANDRIA, VA 22333 - 0001




27 OCTOBER 1994

MEMORANDUM FOR Ms. Skidsmore, DA TABS

SUBJECT: NATICK BASOPS REDUCTION

1. As the resulted of a detailed review by HQ, AMC BRAC office of the NATICK TDA (UIC W038AA, CCNUM X10295, EDATE 941101), NATICK BASOPS reduction is 190 civilian spaces and 6 military spaces (1 officer and 5 enlisted). This reduction does not include any add backs required as a result of being resident upon another installation.
2. Point of contact for this action is Mr. Paul Mui, 274-8155.
3. AMC -- America's Arsenal for the Brave.


MICHAEL C. SANDUSKY
Chief, Special Analysis
Office

Selected Base: WHITE SANDS MISSILE

BOSMM RESULTS

Current Supported: Change in: °

(Authorizations)

	Mission	Base Ops	Mission	Base Ops		Initial	Base Ops	Net
						Change	Adjustment	Change
MIL	562	268	31	0				
CIV/OT	2223	1199	264	0	MISSION	295		295
TOTAL	2785	1467	295	0	BASE OPS	0	21	21

° Change in REQ ° Change in AUTH
 ° due to change in: ° due to change in:

FUNCTIONAL CATEGORY	MISSION	BASE OPS	MISSION	BASE OPS
Administration	0	0	0	0
Cmd & Cmd Support	0	0	0	2
Info Sys Mgmt	0	0	0	1
Fiscal & Res Mgmt	0	0	0	5
Manpower	0	0	0	0
Facilities Eng	0	0	0	4
Logistics	0	0	0	0
Maintenance	0	0	0	0
Transportation	0	0	0	1
Supply	0	0	0	1

- <F2> Change Population <F3> Remove Units <F4> Add Units
- <F5> View Base Ops Spt <F6> View Contractors <F7> View Supported Units
- <F8> View Memo <F9> Print/Create Results <Esc> Return to Main Menu

OCT 3, 1994

MEMORANDUM FOR RECORD

SUBJECT: MEETING BETWEEN MR. CHIP LAROUSE (PENTAGON), MR. FRANK GRAZIANO (HQ, AMC), MR. LARRY SEARS (MEA BRAC REP.)

MR. LAROUSE EXPLAINED THE ASSUMPTIONS USED IN DERIVING SQUARE FOOTAGE OF ADMIN AND RDTE CONSTRUCTION THAT WOULD BE REQUIRED IF PICATINNY AND NATICK WERE CLOSED. HE ALSO EXPLAINED THAT FOR AN INITIAL COBRA RUN, HE WOULD BASE HIS ESTIMATE FOR MOVEMENT OF EQUIPMENT ON 50% OF THEIR COST FOR RDTE CONSTRUCTION. I ADVISED MS. SKIDMORE OF THE TABS OFFICE THAT IF SHE WERE USING THIS ESTIMATE PROVIDED BY MR. VALONE FOR SOME SENARIOS THEN SHE SHOULD EXTRAPOLATE THE SAME RATIONALE TO ALL THE SENARIOS. I ALSO DERIVED THAT \$19.45 MILLION OF CONSTRUCTION AVOIDANCE WOULD BE REALIZED IF PICATINNY WERE CLOSED BY FY96. THIS DATA WAS GLEANED FROM THE ACSIM REPORT. THE NOMENCLATURE, COST AND CONSTRUCTION NUMBER ARE ATTACHED.

Larry Sears
LARRY SEARS
MANAGEMENT ANALYST
AMCMEA

* Called L. Sears 19 Oct 94 ¹⁰⁸³⁰ ref: Construction Avoidance Costs for Picatinny FY96 vs. FY98. If Picatinny closed in FY98 would there be more Construction Avoidance? NO use full some cost \$19.45 for FY98. Applicable to all Picatinny work

Does this incl family housing? NO

Staffed w/ Joe Vallore - AMC rpt does not match up w/ his MILCON data - send field staff w/ ACSIM.

* Rec'd via fax 3 Oct 94/0915 for info: implementation to COBRA

FACSIMILE TRANSMISSION



REPLY TO
ATTENTION OF

DEPARTMENT OF THE ARMY
HEADQUARTERS, U.S. ARMY MATERIEL COMMAND
5001 EISENHOWER AVENUE, ALEXANDRIA, VA 22333 - 0001



AMCSO

27 OCTOBER 1994

MEMORANDUM FOR THE ARMY BASING STUDY OFFICE,
ATTN: LTC DAVE POWELL

SUBJECT: BRAC 95 - Facilities and Equipment Costs

1. Reference meeting between Ms. Skidmore, TABS, and HQ, AMC personnel, 24 October 1994.
2. The meeting covered select candidates under consideration in BRAC 95. One of the areas of discussion and particular concern was the methodology being employed by HQDA to calculate refacilitization and equipment costs for candidates. In order to provide realistic data for cost benefit analyses, we have performed a more detailed analysis, as versus macro-level equational computations bearing little or no relationship to the nature of the work performed.
3. The purpose of this memo is to provide you with the data promised in the meeting. This memo provides data for NRDEC.
 - a. Encl 1 - cost to replicate all AMC mission occupied facility now at NRDEC with the exception of building #2.
 - b. Encl 2 - cost to replicate building #2.
 - c. Encl 3 - cost to replicate "other" Army (non-AMC) occupied facility (incidentally Tri-Service datacall said \$20M R.P. and \$22M for equipment.
 - d. Encl 4 - AMC facility that do not need to be replicate or are non-Army occupied.
4. The overall point of contact for BRAC 95 is Mr. Daryl Powell. The point of contact for this action is Mr. Frank Graziano, 274-9294.
5. We will provide information on the other candidate discussed at the reference meeting under separate cover.

AMCSO

SUBJECT: BRAC 95 - Facilities and Equipment Costs

6. AMC -- America's Arsenal for the Brave.



MICHAEL C. SANDUSKY
Chief, Special Analysis
Office

4 encl
as

CLOSE HOLD

A. AMC needs (for NRDEC to Base X), estimated cost:

1. Real Property


- a) ENCL 1 - \$73M in FY98 ("S" in column "X" designates RDTE facilities that in most cases would be inappropriate candidates for Rock Island's "Stone Shops" (see TriService datacall for Labs, these were identified as "unique or very special use facilities")
- b) ENCL 2 - \$42M in FY98; bldg #00002 is a unique and expensive facility which we just recently spent \$18M upgrading (a very good example of why all of NRDEC's RDTE can't go into the "Stone Shops" (ACSIMs proposal I heard at TABS mtg, 10\24\94)).

2. Equipment, \$29M (NRDEC prepared breakout of input provided for TriService datacall for Labs)

B. "OTHER" ARMY (non-AMC) - see ENCL 3 (NRDEC prepared breakout of input provided TriService datacall for Labs says: replacement cost of bldg #00042 is \$20M and equipment in bldg costs \$22M).

C. General notes\cmts

1. Programed Amounts (PA) were calculated using unit cost\project cost\FY growth factors found in the Headquarters, Real Property Planning System (HQRPLANS)
2. See column "IN_USE" for estimate of currently occupied space in each bldg
3. ENCL 4 - List of bldgs that are non-Army occupied or do not need to be replicated
4. Does not include admin\special computer space for folks\functions coming out of the Fed Ctr, St Louis


10/26/94

CLOSE HOLD

5/27/94
ENC 1

UIC	UICEXT	CUSTID	X	FCG	CATCD	CAT_DESC	IFAC	IN_USE	ITAREA	FY84PA	
			S	+31010	31050	HUMAN ENGR LAB	00003	75%	92,135	\$14,855,470	
			S	+31010	31050	HUMAN ENGR LAB	00004	60%	80,512	\$10,385,140	
			S	+31010	31050	HUMAN ENGR LAB	00016	60%	14,911	\$1,923,351	
			S	+31010	31050	HUMAN ENGR LAB	00036	80%	36,915	\$6,348,825	
									SubTotal, FCG		\$33,512,785
			S	+31910	31910	NONMET MAT FAC	00005	60%	48,249	\$4,987,255	
									SubTotal, FCG		\$4,987,255
			X	+42100	44160	RADA STOR WHSE	00089	100%	220	\$41,120	
									SubTotal, FCG		\$41,120
			X	61050	61050	ADMIN GEN PURP	00001	75%	29,355	\$2,907,664	
									SubTotal, FCG		\$2,907,664
		03	X	61050	61050	ADMIN GEN PURP	00001	75%	1,360	\$134,710	
									SubTotal, FCG		\$134,710
									SubTotal, UIC		\$41,583,534
W038-A											
		01									
		05	X	61050	61050	ADMIN GEN PURP	00001	75%	580	\$57,450	
									SubTotal, FCG		\$57,450
		02									
		06	S	+31010	31050	HUMAN ENGR LAB	00003	75%	1,000	\$161,236	
									SubTotal, FCG		\$161,236
			X	61050	61050	ADMIN GEN PURP	00001	75%	9,510	\$941,982	
									SubTotal, FCG		\$941,982

CLOSE HOLD

CLOSE HOLD

UIC	UICEXT	CUSTID	X	FCG	CATCD	CAT_DESC	IFAC	IN_USE	ITAREA	FY94PA
	03									
		07								
			S	+31010	31050	HUMAN ENGR LAB	00003	75%	6,975	\$1,124,620
			S	+31010	31050	HUMAN ENGR LAB	00004	60%	12,515	\$1,614,294
			S	+31010	31050	HUMAN ENGR LAB	00036	80%	3,115	\$535,733
									SubTotal, FCG	\$3,274,647
			S	+31910	31910	NONMET MAT FAC	00005	60%	9,110	\$941,655
									SubTotal, FCG	\$941,655
	05									
		10								
			X	61050	61050	ADMIN GEN PURP	00001	75%	850	\$84,194
									SubTotal, FCG	\$84,194
	06									
		11								
			X	61050	61050	ADMIN GEN PURP	00001	75%	5,550	\$549,737
									SubTotal, FCG	\$549,737
	08									
		13								
			S	+31010	31050	HUMAN ENGR LAB	00003	75%	3,010	\$485,320
			X	+31010	31050	HUMAN ENGR LAB	00044	50%	2,854	\$285,280
			S	+31010	31050	HUMAN ENGR LAB	00066	50%	1,500	\$161,236
			X	+31010	31050	HUMAN ENGR LAB	00077	50%	1,500	\$161,236
									SubTotal, FCG	\$1,093,072
	09									
		14								
			X	44200	44220	GEN PURPSE WHSE	00020	95%	21,848	\$1,584,200
									SubTotal, FCG	\$1,584,200
			X	61050	61050	ADMIN GEN PURP	00001	75%	1,465	\$145,111

CLOSE HOLD

CLOSE HOLD

UIC	UICEXT	CUSTID	X	FCG	CATCD	CAT_DESC	IFAC	IN_USE	ITAREA	FY94PA
			S	61050	61021	(LAB)	00045	50%	56,445	\$3,727,317
									SubTotal, FCG	\$3,872,428
		10								
		15								
			S	+31010	31050	HUMAN ENGR LAB	00003	75%	3,630	\$585,286
			S	+31010	31050	HUMAN ENGR LAB	00004	60%	7,485	\$965,481
			S	+31010	31050	HUMAN ENGR LAB	00016	60%	3,050	\$393,416
			S	+31010	31050	HUMAN ENGR LAB	00036	80%	23,495	\$4,040,787
									SubTotal, FCG	\$5,984,969
		11								
		16								
			X	61050	61050	ADMIN GEN PURP	00001	75%	6,090	\$603,225
									SubTotal, FCG	\$603,225
		13								
		20								
			S	+31010	31050	HUMAN ENGR LAB	00003	75%	12,950	\$2,088,005
			S	+31010	31050	HUMAN ENGR LAB	00004	60%	8,515	\$1,098,339
			S	+31010	31050	HUMAN ENGR LAB	00016	60%	3,135	\$404,380
									SubTotal, FCG	\$3,590,723
		15								
		24								
			S	+31010	31050	HUMAN ENGR LAB	00003	75%	470	\$75,781
									SubTotal, FCG	\$75,781
			X	61050	61050	ADMIN GEN PURP	00001	75%	7,075	\$700,791
			X	61050	61065	TECH LIBRARY	00078	100%	2,678	\$353,681
									SubTotal, FCG	\$1,054,472
									SubTotal, UIC	\$23,869,772
		FY98PA		\$73,451,700					* GRAND TOTAL (FY94 dollars with 1.00 location factor)	\$65,453,306

CLOSE HOLD

CLOSE HOLD

* MUST be CUST #2 TO THIS BUDGET



REPLY TO
ATTENTION OF

DEPARTMENT OF THE ARMY
U.S. ARMY AVIATION AND TROOP COMMAND
NATICK RESEARCH, DEVELOPMENT AND ENGINEERING CENTER
NATICK, MA
01760-5026



SATNC-D

27 JUN 1994

✓ MEMORANDUM FOR Deputy Chief of Staff for Engineering, Housing,
Environment and Installation Logistics,
ATTN: AMCEN-F (Mr. Charles Thomas)
5001 Eisenhower Avenue, Alexandria, VA
22333-0001

SUBJECT: Increase Project Approved for Natick's Climatic
Chambers Project

1. Request the Climatic Chamber Repair Project #38523 be increased from its approved amount of \$17.5M to \$18.6M.
2. During construction a number of construction modifications had to be made to do all the environmentally significant repairs. Enclosure 1 are fact sheets for this project prepared by the New York District Corps of Engineers. Justification for significant job changes is at enclosure 2. All major components have been removed and problem areas identified. It is very unlikely that any additional changes will be requested.
3. A detailed replacement cost estimate based on current construction cost is at enclosure 3.
4. POC at Natick is the undersigned, DSN 256-5400, Commercial (508) 651-5400.

ANTHONY G. CAMPANO
Acting Director
Public Works Directorate

3 Encls

CF:
CDR, USAMC I&SA, ATTN: AMXEN-C, (D. Tredrea), Rock Island, IL
61299-7190
CDR, ATCOM, ATTN: SATAI-F, (D. Woodruff), 4300 Goodfellow Blvd,
St. Louis, MO 63120-1798

CLOSE HOLD

ENCL 2

CLOSE HOLD

BLDG
#2

Replacement Cost Estimate - 16 June 1994

1. Total estimated replacement cost when project was designed and ready for approval was: \$36,245,000.00
 (as of 3 Dec 91)

2. To bring this up to current day prices the DoD inflation rate for construction was used and these rates are as follows:

92 = 1.0300%
 93 = 1.0270%
 94 = 1.0250%

92 (1.0300%) \$36,245,000.00 = \$373,324.00

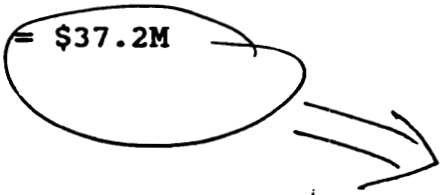
93 (1.0270%) \$36,618,323.00 = \$376,070.00

94 (1.0250%) \$36,994,393.00 = \$189,596.00

2

As of 16 June 1994 = \$37.2M

3. Half of 37.2 is 18.6 M



FY98
ESTIMATED
COST
\$41.7mil

(Signature)
10/25/94

~~SECRET~~

CLOSE HOLD

UIC UICEXT CUSTID X FCG CATCD CAT_DESC IFAC IN_USE ITAREA FY94PA
 W03WAA

26

0 +31010 31050 HUMAN ENGR LAB 00003 75% 1,010 \$162,848
 SubTotal, FCG \$162,848

0 +31910 31920 LAB GEN PURP 00042 99% 76,952 \$12,991,760
 SubTotal, FCG \$12,991,760

FY98PA \$14,762,102
 GRAND TOTAL (FY94 dollars with 1.00 location factor) \$13,154,608
 SubTotal, UIC \$13,154,608

CLOSE HOLD

CLOSE HOLD

[Handwritten signature]
 12/15/94
 J J Z

UIC . UICEXT CUSTID X FCG CATCD CAT_DESC IFAC IN_USE ITAREA

CLOSE HOLD

74022	74022	SKILL DEV CTR	00014		866
74024	74024	SKILL CTR/AUTO	00014		322
14185	14185	CO HQ BLDG	00015		1,728
+82100	82120	HEAT PLANT OIL	00019		0
74046	74047	OPEN DINING NCO	00038		530
71100	71114	COM GRD/WO	00054		0
74032	74032	GUEST HOUSE	00054		2,325
+84100	84131	WATER WELL W/PS	00063		0
74014	74014	CHILD SUPP CTR	00092		2,400

N62367

18

+31010	31050	HUMAN ENGR LAB	00007	65%	13,290
61050	61050	ADMIN GEN PURP	00086	90%	16,000

W038-A

04

09

74046	74048	OPEN DIN OFF	00032		10,368
74046	74047	OPEN DINING NCO	00038		1,800
x74003	74007	BATH HOUSE	00040		1,598
x74003	74009	BOATHOUSE	00075		640
74024	74024	SKILL CTR/AUTO	00076		1,000
x74003	74009	BOATHOUSE	00082		150

NRDEC

10/25/94

Page 1/5

CLOSE HOLD

Handwritten:
 7/16/2011
 ETC 4

UIC.	UICEXT	CUSTID	X	FCG	CATCD	CAT_DESC	IFAC	IN_USE	ITAREA
	05								
		10							
					CLOSE HOLD				
				x87110	87230	SENTRY STATION	00039		200
				x87110	87230	SENTRY STATION	S0006		85
	09								
		14							
				x89080	83311	INCINERATOR BLD	00013	100%	150
				+21435	21440	VEH C/REB DEP	00014	100%	12,239
				+82100	82120	HEAT PLANT OIL	00019		9,750
				+84127	84190	OTHER	00021		100
				44240	44240	INFLAM MAT STHS	00022	100%	288
				+84127	84190	OTHER	00023		168
				44200	74081	SELF SV SUP CTR	00045	50%	3,400
				44240	44240	INFLAM MAT STHS	00062	100%	320
				+84100	84131	WATER WELL W/PS	00063		288
				x89080	89046	COMB AC HT BLDG	00067		3,800
				44240	44240	INFLAM MAT STHS	00068	100%	320
				21900	21922	ENTOMOLOGY FAC	00073		400
				+81100	81160	STANDBY GENERAT	00074		0
				44200	44222	STORAGE SHED	00079	100%	960
				44240	44240	INFLAM MAT STHS	00083	100%	320
				44240	44240	INFLAM MAT STHS	00085	100%	320
				x45110	45210	OPEN STR AREA	00801	100%	3,980
				+85100	85110	ROADS PAVED	00802		32,292
				x85130	85130	ROADS UNTREATED	00803		1,933
				85215	85215	NON ORG VEH PRK	00804		54,060
				x85217	85220	SIDEWALK	00805		6,807

CLOSE HOLD

CLOSE HOLD

UIC	UICEXT	CUSTID	X	FCG	CATCD	CAT_DESC	IFAC	IN_USE	ITAREA
				+85100	85190	OTHER		00806	12,270
				11320	11130	HLP&HEL PARK		00807	178
				44260	44260	TRANSIT SHED		T0024 100%	6,400
				44260	44260	TRANSIT SHED		T0025 100%	6,400
				44260	44260	TRANSIT SHED		T0026 100%	2,400
				44260	44260	TRANSIT SHED		T0027 100%	2,400
11									
			16						
				74010	74010	AUDTM GEN PURP		00001	4,560
				17120	17120	GEN INST BLDG		00080 2%	2,460
12									
			19						
				74064	74064	POST RESTAURANT		00001	6,000
15									
			24						
				74041	74040	LIBRARY BRNCH		00004	9,353
18									
			28						
				72100	72111	ENL BKS W/O DIN		00015	16,381
				72200	72210	ENL DIN FAC		00015	5,010
19									
			29						
				71100	71113	LTC/MAJOR		00046	3,304
				71100	71113	LTC/MAJOR		00047	3,304
				71100	71113	LTC/MAJOR		00048	3,304
				71100	71113	LTC/MAJOR		00049	3,304
				71100	71113	LTC/MAJOR		00050	3,304
				71100	71114	COM GRD/WO		00051	5,748

NRDEC

10/25/94

Page 3/5

CLOSE HOLD

CLOSE HOLD

UIC.	UICEXT	CUSTID	X	FCG	CATCD	CAT_DESC	IFAC	IN_USE	ITAREA
				71100	71114	COM GRD/WO		00052	4,311
				71100	71114	COM GRD/WO		00053	4,650
				71100	71114	COM GRD/WO		00054	2,325
				74032	74032	GUEST HOUSE		00054	0
				x71410	71410	DETACH GARAGES		00055	1,680
				x71410	71410	DETACH GARAGES		00056	1,920
				71100	71111	GENERAL		00058	3,255
				71100	71112	COLONEL		00059	2,322
				71100	71112	COLONEL		00060	2,322
				x71410	71420	DETACH STR BLDG		0051A	55
				x71410	71420	DETACH STR BLDG		0051B	55
				x71410	71420	DETACH STR BLDG		0052A	55
				x71410	71420	DETACH STR BLDG		0052B	55
				x71410	71420	DETACH STR BLDG		0053A	55
				x71410	71420	DETACH STR BLDG		0053B	55
				x71410	71420	DETACH STR BLDG		0054A	55
				x71410	71420	DETACH STR BLDG		0054B	55
				x71410	71420	DETACH STR BLDG		0059A	68
				x71410	71420	DETACH STR BLDG		0060A	68

22

37

				x74003	74023	CREDIT UNION		00004	1,000	
				74053	74050	EXCHANGE BRANCH		00004	60%	1,800

W03WAA

26

				x12110	12530	PUMP STA AG		00010	200
--	--	--	--	--------	-------	-------------	--	-------	-----

NRDEC

10/25/94

Page 4/5

CLOSE HOLD

CLOSE HOLD

UIC UICEXT CUSTID X FCG CATCD CAT_DESC IFAC IN_USE ITAREA

W2JJ03

34

55010 55010 CLINIC W/O BEDS 00030 100% 7,770

W3TVAA

04

61050 61050 ADMIN GEN PURP 00001 75% 805


x13120 13120 COMM CENTER 00008 2,500

NRDEC

10/25/94

Page 5/5

CLOSE HOLD



THE ARMY BASING STUDY

BRAC 95 ALTERNATIVE DOCUMENTATION SET

ALTERNATIVE NO.

CO6-2

		DATE
STATUS OF ANALYSIS:	RED	<input checked="" type="checkbox"/> <u>Dec 94</u>
	AMBER	<input type="checkbox"/> _____
	GREEN	<input type="checkbox"/> _____

DESCRIPTION

Close Natick RDEC and relocate missions and functions to Rock Island, IL.

ANALYST: MS. CATHY S. POLMATEER, COMMODITY/LAB ANALYST

ANALYST LOG FOR STUDY CANDIDATE: <u>NATICK</u>			
ALT NUMBER	DESCRIPTION	DATE	ACTION/RECOMMENDATION/RESULT/OUTCOME
C06-1	Close & Realign	14 Sep 94	SA disapproved closure & realignment
C06-2	Close & Realign	14 Sep 94	operationally not favorable by Army.

Figure 1. Sample Analyst Log



THE ARMY BASING STUDY

**BRAC 95
ALTERNATIVE
DOCUMENTATION
SET**

<u>ALTERNATIVE NO.</u> C06-2
--

SECTION I

SCENARIO DEVELOPMENT

a. OPTION NUMBER: CO6-2	b. CANDIDATE INSTALLATION: NATICK RDEC	c. DATE: 14 SEP 94
-----------------------------------	--	------------------------------

d. INSTALLATION CATEGORY: COMMODITY

e. SCENARIO DESCRIPTION / SUMMARY:

CLOSE NATICK RDEC (NRDEC) TO REDUCE COSTLY INFRASTRUCTURE OVERHEAD BY CONSOLIDATING AND SUPPORTING INTEGRATED LIFE CYCLE MANAGEMENT. RELOCATE MISSIONS/FUNCTIONS OF NRDEC TO ROCK ISLAND ARSENAL (RIA) TO CREATE THE SOLDER SYSTEMS COMMAND

SOURCE: TASS, SINGLEY WHITE PAPER, AND HQ AMC

f. INSTALLATIONS IN SCENARIO:

INSTALLATION NAME	STRATEGY (CLOSE/GAIN/LOSE/DEACTIVATE)	COMPLETION YEAR
NATICK RDEC	CLOSE	FY 98
RIA	GAIN	FY 98

g. MAJOR ACTIVITIES AND/OR ORGANIZATIONS AFFECTED (OR POTENTIALLY AFFECTED):

SEE ATTACHED SHEET FOR DETAILS.

UIC/SRC	DESCRIPTION:	PERSONNEL STRENGTH: OFF/WOF/ENL/CIV/NAF/OTHER	STRATEGY: DESTINATION/YEAR

UIC/SRC	DESCRIPTION:	PERSONNEL STRENGTH: OFF/WOF/ENL/CIV/NAF/OTHER	STRATEGY: DESTINATION/YEAR

h. REMARKS

1. There are no RC units and facilities located at this installation.
2. There are no RC units training at this location.
3. There are no requirements for a RC enclave.
4. There are no enclave associated costs.
5. After careful review of the operational and financial impacts of closing/relocating this activity and associated research activities, the Army elected to discontinue its study of closure/realignment options.

Operational impacts:

- Natick is a unique, single-focus soldier systems R&D organization.
- Natick has unique DoD/Federal Government facilities/equipment, that would be costly to replicate.
- Natick combines R&D and engineering work for operational forces in support of soldier systems.
- Natick's research is linked to a strong historical academia environment. Relationships between DoD and this academic environment, allows DoD to exercise and maintain a dynamic R&D environment with exceptional leverage and excellent return on investment.
- Natick's highly skilled and educated workforce has indicated that they would not relocate if closed and realigned to another installation/s.
- Disruption to the ongoing R&D efforts during the implementation phase, would be unacceptable and costly.

Financial impact to close/realign Natick RDEC to Aberdeen Proving Ground, reflected a payoff that was not within the POM years.

OPTION # : CO6-2

MOVEMENT OF NATICK RDEC TO RIA: FY 96 ASIP TROOP LIST (16 MAY 94)

<u>UIC</u>	<u>DESCRIPTION</u>	<u>OFF</u>	<u>WO</u>	<u>ENL</u>	<u>CIV</u>	<u>OTHER</u>
W03WAA	IST USA EVN MED	19	0	45	69	0
N62367	NAVY CLOTH RS	1	0	0	47	0
W038-A	USA NATICK RD&E CTR	12	2	37	844	0
W038NA	USA NATICK RD&E CTR	4	0	1	73	0
W3JU12	ACTAMC R&D INTERNS	0	0	0	5	0
	O/H REDUC	-1	0	-5	-190	0
	BOSMM	0	0	0	79	0
	FORCE STRUCTURE CHG	0	0	0	-6	0
TOTAL		35	2	78	921	0

MOVEMENT OF NATICK RDEC TO BASE X:

W49043	CTRDFAS INDI	0	0	0	52	0
P48975	DEFENSE PRINT	0	0	0	3	0
W2H804	ACTUSA MED DE	0	0	0	7	0
TOTAL		0	0	0	62	0

NATICK RDEC NOT ADDRESSED - OTHER (\$ IMPACT ONLY):

\$03801	CREDIT UNION	0	0	0	0	3
\$03802	SATO TRAVEL	0	0	0	0	3
@03801	FULLTIME CONT	0	0	0	0	93
045303	AAFES	0	0	0	0	2
04530A	AAFES	0	0	0	0	5
DQ1001	NCO CLUB	0	0	0	0	16
TOTAL		0	0	0	0	122

NATICK RDEC SUMMARY:

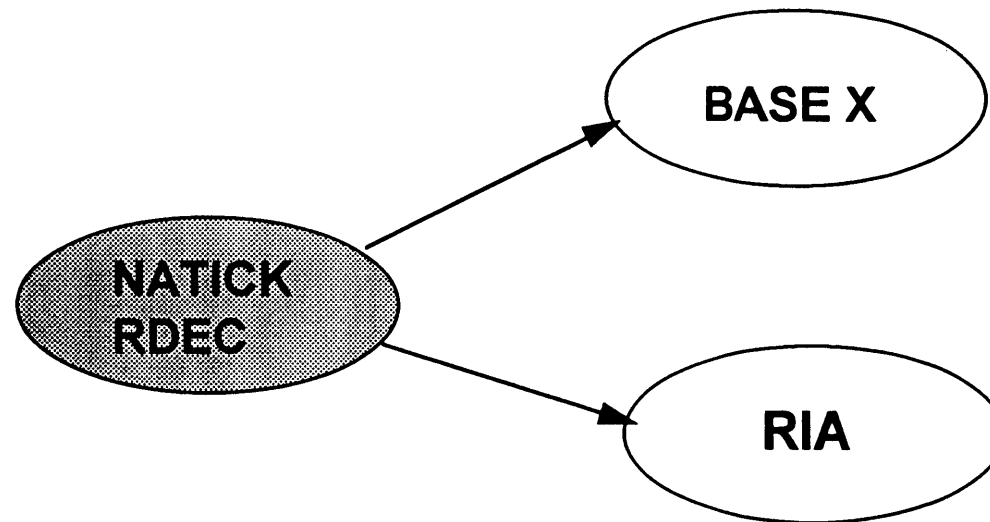
NATICK (ASIP)	36	2	83	1100	122
BOSMM/FS CHGS/O/H RED	-1	0	-5	-145	0
MINUS OTHER	0	0	0	0	-122
BASE X	0	0	0	-62	0
TOTAL PERSONNEL MOVING TO RIA	35	2	78	921	0

CLOSE HOLD/SENSITIVE

OPTION NUMBER: CO6-2

OPERATIONAL RATIONAL: CLOSE NATICK RDEC AND REALIGN TO ROCK ISLAND ARSENAL (RIA) AND BASE X.

DATE: 14 SEP 94



CLOSE HOLD/SENSITIVE



THE ARMY BASING STUDY

**BRAC 95
ALTERNATIVE
DOCUMENTATION
SET**

**ALTERNATIVE NO.
CO6-2**

SECTION II

PERSONNEL & ORGANIZATION

DATA

09/19/94

ASIP TROOP LIST ORDERED BY MAJOR UNIT

Database

HQRPLANS

Natick Res Dev & Eng Center -- 25690

Ver 4.20

MAJOR UNIT Z -- GARRISON

FY 1996

MC UIC	CA	SRC	RS UNUM	BR DESCRIPTION	TOTAL OFF	US WOF	OTHER ENL	TOTAL MIL	TOTAL CIV	TOTAL CIV
CIV	POP									

XB W038-A			W038	USA NATICK RD&	12	2	37	51	844	0	844	895
AX 045303				AAFES	0	0	0	0	2	2	2	
HS W2H804			W2H8	ACTUSA MED DEP	0	0	0	0	7	0	7	7
XB W038NA			W038	USA NATICK RD&	4	0	1	5	73	0	73	78
NF DQ1001				NCO CLUB	0	0	0	0	16	16	16	
CM @03801				FULLTIME CONTR	0	0	0	0	93	93	93	
AX 04530A				AAFES	0	0	0	0	5	5	5	

16 2 38 56 924 116 1040 1096

09/19/94

ASIP TROOP LIST ORDERED BY MAJOR UNIT

Database

HQRPLANS

Natick Res Dev & Eng Center -- 25690

Ver 4.20

MAJOR UNIT Z -- GARRISON

FY 2000

MC UIC	CA	SRC	RS UNUM	BR DESCRIPTION	TOTAL OFF	US WOF	OTHER ENL	TOTAL MIL	TOTAL CIV	TOTAL CIV
CIV	POP									

XB W038-A			W038	USA NATICK RD&	12	2	37	51	829	0	829	880
AX 045303				AAFES	0	0	0	0	2	2	2	
AX 04530A				AAFES	0	0	0	0	5	5	5	
CM @03801				FULLTIME CONTR	0	0	0	0	93	93	93	
HS W2H804			W2H8	ACTUSA MED DEP	0	0	0	0	7	0	7	7
XB W038NA			W038	USA NATICK RD&	4	0	1	5	88	0	88	93
NF DQ1001				NCO CLUB	0	0	0	0	16	16	16	

16 2 38 56 924 116 1040 1096

09/19/94
 Database
 HQRPLANS

ASIP TROOP LIST ORDERED BY MAJOR UNIT

Natick Res Dev & Eng Center -- 25690
 MAJOR UNIT Y -- TENANTS
 FY 1996

Ver 4.20

MC	UIC	CA	RS	UNUM	BR	DESCRIPTION	TOTAL OFF	US WOF	OTHER ENL	TOTAL MIL	TOTAL CIV	CIV		
CIV	POP	SRC												
DF	W49043		W490			CTRDFAS INDIA	0	0	0	0	52	0	52	52
CU	\$03801					CREDIT UNION	0	0	0	0	3	3	3	
X4	W3JU12		W3JU			ACTAMC R&D INT	0	0	0	0	5	0	5	5
MD	W03WAA		W03W			IST USA EVN ME	19	0	45	64	69	0	69	
	133													
UG	P48975					DEFENSE PRINTI	0	0	0	0	3	0	3	3
TR	\$03802					SATO	0	0	0	0	3	3	3	
NA	N62367					NAVY	1	0	0	1	47	0	47	48
							20	0	45	65	176	6	182	247

09/19/94
 Database
 HQRPLANS

ASIP TROOP LIST ORDERED BY MAJOR UNIT

Natick Res Dev & Eng Center -- 25690
 MAJOR UNIT Y -- TENANTS
 FY 2000

Ver 4.20

MC	UIC	CA	RS	UNUM	BR	DESCRIPTION	TOTAL OFF	US WOF	OTHER ENL	TOTAL MIL	TOTAL CIV	CIV		
CIV	POP	SRC												
UG	P48975					DEFENSE PRINTI	0	0	0	0	3	0	3	3
MD	W03WAA		W03W			IST USA EVN ME	19	0	45	64	60	0	60	
	124													
X4	W3JU12		W3JU			ACTAMC R&D INT	0	0	0	0	5	0	5	5
CU	\$03801					CREDIT UNION	0	0	0	0	3	3	3	
NA	N62367					NAVY	1	0	0	1	47	0	47	48
TR	\$03802					SATO	0	0	0	0	3	3	3	
DF	W49043		W490			CTRDFAS INDIA	0	0	0	0	52	0	52	52
							20	0	45	65	167	6	173	238

**ACTIVE ARMY BASE
MILITARY GRADE DISTRIBUTION PROJECTION**

NATICK RESEARCH, DEV AND ENG CTR, AMC/ATCOM

		FY 1994	FY 2000	DIFFERENCE	PCT
	O6	4	3	0	-10
	O5	7	5	-1	-10
	O4	14	13	-1	-10
	W4	2	2	0	0
	TOTAL	27	24	-2	-9
	O3	15	14	-1	-10
	W3	0	0	0	*****
	O2	0	0	0	*****
P	W2	0	0	0	*****
E	O1	0	0	0	*****
R	W1	0	0	0	*****
M	TOTAL	15	14	-2	-10
A	E9	1	1	0	-5
N	E8	2	2	0	-5
E	E7	6	6	0	-5
N	TOTAL	9	9	0	-5
T	E6	19	18	-1	-5
P	E5	23	22	-1	-5
A	E4	22	21	-1	-5
R	TOTAL	65	62	-3	-5
T	E3	13	13	-1	-5
Y	E2	0	0	0	*****
	E1	0	0	0	*****
	TOTAL	13	13	-1	-5
GRAND	OFF	40	36	-4	-10
TOTAL	WOF	2	2	0	0
	ENL	87	83	-4	-5
TDY	OFF	0	0	0	*****
STUDENTS	ENL	0	0	0	*****
TRAINEES	ENL	0	0	0	*****

>>> GRADE LEVEL PROJECTIONS ARE BASED UPON PROFILES DEVELOPED FROM ON-POST PARENT LEVEL UIC'S FOR EACH FY. THESE PROFILES ARE APPLIED TO THE ASIP AUTHORIZATIONS TO PRODUCE A PROJECTED DISTRIBUTION. VALUES OF ZERO REPRESENT A DISTRIBUTION OF LESS THAN 0.5 OR ZERO. ***** = DIVIDE BY 0 ERROR.

FOR OFFICIAL USE ONLY

SAMAS as of 16 MAY 94

ACTIVE ARMY
ASIP STATION REPORT : AMC/ATCOM

Army Base = NATICK RESEARCH, DEV AND ENG CTR

Stn Code = 25526

Station = NATICK LAB, MA (NATICK RESEARCH, DEV AND ENG CTR)

UTC	Rgt/Unbr	Br Parent Unit	SRC	ACTCO	1994	1995	1996	1997	1998	1999	2000
Asgt TPSN		Derivative Unit	Source	EOATE							
COMPAC		Compo	MDEP	CCNUM							

TYPE UNIT: TDA UNITS

W038-A	W038	USA NATICK RD&E CTR		R	OFF:	13	12	12	12	12	12
XB 56151			SMRDAI	19941101	WOF:	2	2	2	2	2	2
W13G07		1	ADSM		ENL:	37	37	37	37	37	37
					USC:	990	849	844	843	844	829
W03WAA	W03W	1ST USA EVN MED RSCH		R	OFF:	22	22	19	19	19	19
MD 56151			SMR	19961001	WOF:	0	0	0	0	0	0
W81NLC		1	RK01		ENL:	49	49	45	45	45	45
					USC:	77	77	69	66	63	60
W2H804	W2H8	ACTUSA MED DEPT USMA			OFF:	0	0	0	0	0	0
HS 46501	W2H8 USA HLTH CLN NATICK LAB	1	TAD		WOF:	0	0	0	0	0	0
			HSMT	HS0295	ENL:	0	0	0	0	0	0
					USC:	9	9	7	7	7	7
W3JU12	W3JU	ACTAMC R&D INTERNS			OFF:	0	0	0	0	0	0
X4 46041	AMC CAREER INTERNS	1	DAR		WOF:	0	0	0	0	0	0
			RLO3		ENL:	0	0	0	0	0	0
					USC:	5	5	5	5	5	5
W49043	W490	CTRDFAS INDIANAPOLIS		A	OFF:	0	0	0	0	0	0
DF 46421	W490 DFAS NATICK	1	DAR	19931101	WOF:	0	0	0	0	0	0
			JDFC		ENL:	0	0	0	0	0	0
					USC:	58	52	52	52	52	52

TOTAL OFF:	35	34	31	31	31	31
TOTAL WOF:	2	2	2	2	2	2
TOTAL ENL:	86	86	82	82	82	82
TOTAL USC:	1139	992	977	973	971	953

TDA UNITS

TYPE UNIT: OTHER TENANTS

\$03801		CREDIT UNION			OFF:	0	0	0	0	0	0
CU			DAI		WOF:	0	0	0	0	0	0
					ENL:	0	0	0	0	0	0
					USC:	0	0	0	0	0	0
					OTH:	3	3	3	3	3	3
\$03802		SATO			OFF:	0	0	0	0	0	0
TR			DAI		WOF:	0	0	0	0	0	0
					ENL:	0	0	0	0	0	0
					USC:	0	0	0	0	0	0
					OTH:	3	3	3	3	3	3
045303		AAFES			OFF:	0	0	0	0	0	0
AX		NATICK RETAIL STORE	DAI		WOF:	0	0	0	0	0	0
					ENL:	0	0	0	0	0	0
					USC:	0	0	0	0	0	0
					OTH:	2	2	2	2	2	2
04530A		AAFES			OFF:	0	0	0	0	0	0
AX		POST CAFETERIA	DAI		WOF:	0	0	0	0	0	0
					ENL:	0	0	0	0	0	0
					USC:	0	0	0	0	0	0
					OTH:	5	5	5	5	5	5
\$03801		FULLTIME CONTRACT SPE			OFF:	0	0	0	0	0	0
CM			DAI		WOF:	0	0	0	0	0	0
					ENL:	0	0	0	0	0	0
					USC:	0	0	0	0	0	0
					OTH:	55	93	93	93	93	93

FOR OFFICIAL USE ONLY

SAMAS as of 16 MAY 94

**ACTIVE ARMY
ASIP STATION REPORT : AMC/ATCOM**

Army Base = NATICK RESEARCH, DEV AND ENG CTR
 Stn Code = 25526
 Station = NATCK LAB, MA (NATICK RESEARCH, DEV AND ENG CTR)

UIC	Rgt/Unbr	Br	Parent Unit	SRC	ACTCO	FY	FY	FY	FY	FY	FY	FY
Asgt	TPSN		Derivative Unit	Source	EDATE	1994	1995	1996	1997	1998	1999	2000
DODAAC			Compo	MULR	LLNUM							
D01001			NCO CLUB			OFF:	0	0	0	0	0	0
NF			NCO CLUB	DAI		WOF:	0	0	0	0	0	0
						ENL:	0	0	0	0	0	0
						USC:	0	0	0	0	0	0
						OTH:	16	16	16	16	16	16
N62367			NAVY			OFF:	1	1	1	1	1	1
NA			CLOTH RSCH FAC	DAI		WOF:	0	0	0	0	0	0
						ENL:	0	0	0	0	0	0
						USC:	53	47	47	47	47	47
P48975			DEFENSE PRINTING SVC			OFF:	0	0	0	0	0	0
UG				DAI		WOF:	0	0	0	0	0	0
						ENL:	0	0	0	0	0	0
						USC:	5	3	3	3	3	3
W038NA	W038		USA NATICK RD&E CTR			OFF:	4	4	4	4	4	4
XB 56151			NON-ADDITIVE AUTHORIZATIONS	TAD		WOF:	0	0	0	0	0	0
			1	ADSM	X10295	ENL:	1	1	1	1	1	1
						USC:	0	68	73	74	73	88
						TOTAL OFF:	5	5	5	5	5	5
						TOTAL WOF:	0	0	0	0	0	0
OTHER TENANTS						TOTAL ENL:	1	1	1	1	1	1
						TOTAL USC:	58	118	123	124	123	138
						TOTAL OTH:	84	122	122	122	122	122
						TOTAL OFF:	40	39	36	36	36	36
						TOTAL WOF:	2	2	2	2	2	2
						TOTAL ENL:	87	87	83	83	83	83
INSTALLATION TOTALS						TOTAL MIL:	129	128	121	121	121	121
						TOTAL USC:	1197	1110	1100	1097	1094	1091
						TOTAL OTH:	84	122	122	122	122	122
						TOTAL CIV:	1281	1232	1222	1219	1216	1213
						TOTAL POP:	1410	1360	1343	1340	1337	1334

Supported Population (All Services)

Active: 730
 Dependents of Active: 1116
 Reserve Component: 0
 Dependents of Reserve Component: 453
 Retiree: 3433
 Dependents of Retiree + Survivors: 3306

9038

Source: FY 1993 DEERS data from the Defense Medical Information System (DMIS)

**ACTIVE ARMY BASE
MILITARY GRADE DISTRIBUTION PROJECTION**

ROCK ISLAND ARSENAL, AMC/AMCCOM

		<u>FY 1994</u>	<u>FY 2000</u>	<u>DIFFERENCE</u>	<u>% DIFF</u>
	O6	20	13	-7	-35
	O5	25	16	-9	-36
	O4	29	32	3	9
	W4	6	5	-1	-17
	TOTAL	80	66	-14	-18
	O3	86	90	5	6
	W3	0	0	0	*****
	O2	0	0	0	*****
P	W2	0	0	0	*****
E	O1	0	0	0	*****
R	W1	0	0	0	*****
M					
A	TOTAL	86	90	5	6
N					
E	E9	26	16	-10	-38
N	E8	10	11	0	3
T	E7	188	178	-10	-6
	TOTAL	225	205	-20	-9
P					
A	E6	73	65	-9	-12
R	E5	42	43	1	3
T	E4	42	43	1	3
Y					
	TOTAL	157	151	-6	-4
	E3	0	0	0	*****
	E2	0	0	0	*****
	E1	0	0	0	*****
	TOTAL	0	0	0	*****
GRAND	OFF	160	152	-9	-5
TOTAL	WOF	6	5	-1	-17
	ENL	382	356	-26	-7
TDY	OFF	0	2	2	*****
STUDENTS	ENL	0	1	1	*****
TRAINEES	ENL	0	0	0	*****

>>> GRADE LEVEL PROJECTIONS ARE BASED UPON PROFILES DEVELOPED FROM ON-POST PARENT LEVEL UIC'S FOR EACH FY. THESE PROFILES ARE APPLIED TO THE ASIP AUTHORIZATIONS TO PRODUCE A PROJECTED DISTRIBUTION. VALUES OF ZERO REPRESENT A DISTRIBUTION OF LESS THAN 0.5 OR ZERO. ***** = DIVIDE BY 0 ERROR.

T.I.F

FOR OFFICIAL USE ONLY

SAMAS as of 16 MAY 94

**ACTIVE ARMY
ASIP STATION REPORT : AMC/AMCCOM
CLOSURE ACTION = BRAC 91 - REALIGN**

ON
Army Base = **ROCK ISLAND ARSENAL**
Stn Code = **17755**
Station = **ROCK IS A, IL (ROCK ISLAND ARSENAL)**

UIC	Rgt/Unbr	Br	Parent Unit	SRC	ACTCO	FY	FY	FY	FY	FY	FY	FY
Asgt TPSN	Derivative Unit		Source	EDATE		1994	1995	1996	1997	1998	1999	2000
DODAAC	Compo		MDEP	CCNUM								

TYPE UNIT: TOE UNITS

WBU601	00	0902	MI	HHCGRP	COUNTERINT		OFF:	1	1	1	1	1	1
AS 33327	SPT	ELE	902	MI	GP	DAR	WOF:	1	1	1	1	1	1
						GP31	ENL:	1	1	1	1	1	1
							TOTAL OFF:	1	1	1	1	1	1
							TOTAL WOF:	1	1	1	1	1	1
							TOTAL ENL:	1	1	1	1	1	1

TOE UNITS

TYPE UNIT: TDA AUG TO TOE UNIT

WBU69B	00	0902		AUGMI	GRP	CI	OFF:	1	1	1	1	1	1
AS 33327	SPT	ELE	902	MI	GP	DAR	WOF:	1	1	1	1	1	1
						GP31	ENL:	1	1	1	1	1	1
							TOTAL OFF:	1	1	1	1	1	1
							TOTAL WOF:	1	1	1	1	1	1
							TOTAL ENL:	1	1	1	1	1	1

TDA AUG TO TOE UNIT

TYPE UNIT: TDA UNITS

W07004	W070	DIV	ENG	NO	CENTRAL		OFF:	0	0	0	0	0	0
CE 56652	W070	EN	DIST	ROCK	ISLAND	TAM	WOF:	0	0	0	0	0	0
						DMCS	ENL:	0	0	0	0	0	0
						CE0195	USC:	1	17	17	17	17	17
W0GW08	W0GW	HQ	AMC				OFF:	2	2	2	2	2	2
X2 46031	W0GW	FLD	OFC	SURGEON		DAR	WOF:	0	0	0	0	0	0
						GP31	ENL:	0	0	0	0	0	0
							USC:	1	1	1	1	1	1
W0K8AA	W0K8	ARSROCK	ISLAND				OFF:	7	5	5	5	5	5
XQ 46201						SMR	WOF:	0	0	0	0	0	0
W80LPX						ADGA	ENL:	7	5	5	5	5	5
							USC:	2161	2028	2028	2033	2028	2028
W0NT!J	W0NT	AGY	USA	AUDIT			OFF:	0	0	0	0	0	0
AU 46431	SPT	ELE	ROCK	IS		DAR	WOF:	0	0	0	0	0	0
						FAAA	ENL:	0	0	0	0	0	0
							USC:	22	22	22	22	22	22
W0V3AA	W0V3	ACT	IEA				OFF:	0	0	0	0	0	0
XX 46552						SMR	WOF:	0	0	0	0	0	0
W81AJ2						ASIE	ENL:	0	0	0	0	0	0
							USC:	45	43	43	43	43	43
W0V4AA	W0V4	ACTAMC	I & SA				OFF:	1	1	1	1	1	1
X3 46552						SMM	WOF:	0	0	0	0	0	0
W81AL5						XMGH	ENL:	0	0	0	0	0	0
						X10195	USC:	91	91	92	92	92	92
W1JSAA		ACALA					OFF:		0	0	0	0	0
X7	ARM	CHEM	ACQ	LOG	ACTY	DAI	WOF:		0	0	0	0	0
							ENL:		0	0	0	0	0
							USC:		1148	1145	1143	1143	1143

FOR OFFICIAL USE ONLY

SAMAS as of 16 MAY 94

**ACTIVE ARMY
ASIP STATION REPORT : AMC/AMCCOM
CLOSURE ACTION = BRAC 91 - REALIGN**

Army Base = **ROCK ISLAND ARSENAL**
Stn Code = **17755**
Station = **ROCK IS A, IL (ROCK ISLAND ARSENAL)**

UIC	Rgt/Unbr	Br Parent Unit	SRC	ACTCO	FY	FY	FY	FY	FY	FY	FY
Asgt TPSN	Derivative Unit		Source	EDATE	1994	1995	1996	1997	1998	1999	2000
DODAAC	Compo		MDEP	CCNUM							
W1ML28 HS 56501	W1ML USA HLTH CLN	ACTUSA MEDDAC ROCK ISLAND	TAD VCND	HS0295	OFF: WOF: ENL: USC:	2 0 3 22	2 0 8 19	2 0 8 19	2 0 8 19	2 0 8 19	2 0 8 19
W1ML40 HS 56501	W1ML W1ML VET	ACTUSA MEDDAC SEC ROCK ISLAND	TAD VCND	HS0295	OFF: WOF: ENL:	0 0 2	0 0 2	0 0 2	0 0 2	0 0 2	0 0 2
W1NPAA XQ 46032	W1NP	ACTFSA/AMCCOM	SMM AMSA	19931001	M OFF: WOF: ENL:	0 0 0	0 0 0	0 0 0	0 0 0	0 0 0	0 0 0
W27P04 AE 46032	W27P	MGRARMNTS	SMM FPHB	19971001	M OFF: WOF: ENL: USC:	18 0 0 143	16 0 0 138	16 0 0 125	16 0 0 125	16 0 0 125	16 0 0 125
W2EK-A X4 66114 W81AHK	W2EK	USA ME COLLEGE	SMMDAI TAPE	19941001	J OFF: WOF: ENL: USC:	0 0 0 89	0 0 0 0	0 0 0 0	0 0 0 0	0 0 0 0	0 0 0 0
W39QAA XW 46491 W81UYW	W39Q	HQ USA DESCOM	B91 MS20	19941001	J OFF: WOF: ENL: USC:	19 0 10 545	0 0 0 0	0 0 0 0	0 0 0 0	0 0 0 0	0 0 0 0
W3UW-A CZ 35024 W81R71	W3UW	DETAIPC-ROCK ISLAND	SMRDAI MS10	19941101	J OFF: WOF: ENL: USC:	0 1 0 1	0 0 0 0	0 0 0 0	0 0 0 0	0 0 0 0	0 0 0 0
W49C0C DF 46421	W49C W49C DEF	DEF MEGA CTR MEGA CTR ROCK ISLAND	DAR JDFC		OFF: WOF: ENL: USC:	0 0 21 224	0 0 21 170	0 0 21 170	0 0 21 170	0 0 21 170	0 0 21 170
W4FB02 XQ 46032	W4FB W4FB FLD	USA PROD BASE MOD ACT OFC-ROCK ISLAND	TAD AACS	X10195	OFF: WOF: ENL: USC:	0 0 0 20	0 0 0 20	0 0 0 0	0 0 0 0	0 0 0 0	0 0 0 0
W4L660 XX 46291 W81ALK	W4L6 W4L6 TSC	USA TMDE SPT GP REG 2 ROCK ISLAND	TAD AMTE	X10295	OFF: WOF: ENL: USC:	0 0 0 6	0 0 0 6	0 0 0 6	0 0 0 6	0 0 0 6	0 0 0 6
W4MK1B XQ 56151	W4MK SPT ELE	CTRARDEC ROCK IS	DAR ASFR		OFF: WOF: ENL: USC:	0 0 0 203	0 0 0 207	0 0 0 198	0 0 0 196	0 0 0 196	0 0 0 196
W4ML1A XA 56151	W4ML W4ML USA	CMD USA CML & BIO DEF CHEM & BIO DEF CMD	DAR ASFR		OFF: WOF: ENL: USC:	0 0 0 28	0 0 0 25	0 0 0 25	0 0 0 25	0 0 0 25	0 0 0 25
W4MM-A XQ 46032 W52H1A	W4MM	HQ AMCCOM	SMRTAD ADSM	19951001	M OFF: WOF: ENL: USC:	56 2 82 2947	56 2 56 2625	56 2 56 2634	56 2 56 2731	56 2 56 2622	56 2 56 2622

FOR OFFICIAL USE ONLY

SAMAS as of 16 MAY 94

ACTIVE ARMY ASIP STATION REPORT : AMC/AMCCOM CLOSURE ACTION = BRAC 91 - REALIGN

Army Base = **ROCK ISLAND ARSENAL**
 Stn Code = **17755**
 Station = **ROCK IS A, IL (ROCK ISLAND ARSENAL)**

UIC	Rgt/Unbr	Br Parent Unit	SRC	ACTCO	FY	FY	FY	FY	FY	FY	FY
Asgt TPSN	Derivative Unit		Source	EDATE	1994	1995	1996	1997	1998	1999	2000
DODAAC	Compo		MDEP	CCNUM							
W4MM12	W4MM	HQ AMCCOM			OFF:	0	0	0	0	0	0
XQ 46032	W4MM	FMS REIMB-AMCCOM	TAD		WOF:	0	0	0	0	0	0
		1	ADSM	X10295	ENL:	0	0	0	0	0	0
					USC:	102	102	102	102	102	102
WAMODL		USA INDUST OPNS CMD			OFF:			15	15	15	15
XQ			DAI		WOF:			0	0	0	0
					ENL:			7	7	7	7
					USC:			526	526	526	526
TOTAL OFF:						105	82	97	97	97	97
TOTAL WOF:						3	2	2	2	2	2
TOTAL ENL:						125	92	99	99	99	99
TOTAL USC:						6651	6662	7153	7251	7137	7137

TDA UNITS

TYPE UNIT: TDY STUDENTS

1909/Y		AMEC, ROCK ISLAND, IL			OFF:	0	0	2	2	2	2
X4		TDY STUDENTS-BILLET	ATR	2000	WOF:	0	0	0	0	0	0
		1			ENL:	0	0	1	1	1	1
					USC:	96	195	191	161	161	161
TOTAL OFF:						0	0	2	2	2	2
TOTAL WOF:						0	0	0	0	0	0
TOTAL ENL:						0	0	1	1	1	1
TOTAL USC:						96	195	191	161	161	161

TDY STUDENTS

TYPE UNIT: OTHER TENANTS

!0K801		DEF REUTIL & MKTG OFC			OFF:	0	0	0	0	0	0
DF			DAI		WOF:	0	0	0	0	0	0
					ENL:	0	0	0	0	0	0
					USC:	17	17	17	17	17	17
!0K802		DEFENSE LOGISTICS AGY			OFF:	0	0	0	0	0	0
DF			DAI		WOF:	0	0	0	0	0	0
					ENL:	0	0	0	0	0	0
					USC:	1	1	1	1	1	1
!0K803		GAO			OFF:	0	0	0	0	0	0
UG			DAI		WOF:	0	0	0	0	0	0
					ENL:	0	0	0	0	0	0
					USC:	1	1	1	1	1	1
!0K804		DFAS			OFF:	0	0	0	0	0	0
DF			DAI		WOF:	0	0	0	0	0	0
					ENL:	0	0	0	0	0	0
					USC:	208	208	208	208	208	208
!0K805		AMC INTERNS - ROCK IS			OFF:	0	0	0	0	0	0
XW		AMC INTERNS	DAI		WOF:	0	0	0	0	0	0
					ENL:	0	0	0	0	0	0
					USC:	59	59	59	59	59	59
!0K806		MARINE CORPS LNO			OFF:	1	1	1	1	1	1
MC		MC LIAISON - AMMO	DAI		WOF:	0	0	0	0	0	0
					ENL:	1	1	1	1	1	1
					USC:	2	2	2	2	2	2

FOR OFFICIAL USE ONLY

SAMAS as of 16 MAY 94

**ACTIVE ARMY
ASIP STATION REPORT : AMC/AMCCOM
CLOSURE ACTION = BRAC 91 - REALIGN**

Army Base = **ROCK ISLAND ARSENAL**
 Stn Code = **17755**
 Station = **ROCK IS A, IL (ROCK ISLAND ARSENAL)**

UIC	Rgt/Unbr Br	Parent Unit	SRC	ACTCO	FY	FY	FY	FY	FY	FY	FY
Asgt TPSH	Derivative Unit		Source	EDATE	1994	1995	1996	1997	1998	1999	2000
DODAAC	Compo		MDEP	CCNUM							
10K807		MARINE CORPS LNO		OFF:	1	1	1	1	1	1	1
MC		MARINE CORPS LIAISON - WPNS	DAI	WOF:	0	0	0	0	0	0	0
				ENL:	0	0	0	0	0	0	0
10K808		MARINE CORPS LNO		OFF:	0	0	0	0	0	0	0
MC		MC LIAISON COF - SUPPLY	DAI	WOF:	0	0	0	0	0	0	0
				ENL:	1	1	1	1	1	1	1
				USC:	1	1	1	1	1	1	1
10K809		MARINE CORPS		OFF:	3	3	3	3	3	3	3
MC		MARINE CORP RECRUITING	DAI	WOF:	0	0	0	0	0	0	0
				ENL:	10	10	10	10	10	10	10
				USC:	1	1	1	1	1	1	1
10K810		NAVY		OFF:	1	1	1	1	1	1	1
NA		NAVY LIAISON - ROCK ISLAND	DAI	WOF:	0	0	0	0	0	0	0
				ENL:	4	4	4	4	4	4	4
#0K801		LIA SM BUS		OFF:	0	0	0	0	0	0	0
DF			DAI	WOF:	0	0	0	0	0	0	0
				ENL:	0	0	0	0	0	0	0
				USC:	5	5	5	4	4	4	4
\$0K801		CREDIT UNION		OFF:	0	0	0	0	0	0	0
CU		FEDERAL CREDIT UNION	DAI	WOF:	0	0	0	0	0	0	0
				ENL:	0	0	0	0	0	0	0
				USC:	0	0	0	0	0	0	0
				OTH:	15	15	15	15	15	15	15
\$0K802		ARSROCK GOLF CLUB		OFF:	0	0	0	0	0	0	0
TH		LEASE# DACA 27-1-84-54	DAI	WOF:	0	0	0	0	0	0	0
				ENL:	0	0	0	0	0	0	0
				USC:	0	0	0	0	0	0	0
				OTH:	25	25	25	25	25	25	25
*0K801		RI NATL CEMTY		OFF:	0	0	0	0	0	0	0
DF			DAI	WOF:	0	0	0	0	0	0	0
				ENL:	0	0	0	0	0	0	0
				USC:	9	9	9	9	9	9	9
@0K801		FULLTIME CONTRACT SPT		OFF:	0	0	0	0	0	0	0
CM			DAI	WOF:	0	0	0	0	0	0	0
				ENL:	0	0	0	0	0	0	0
				USC:	0	0	0	0	0	0	0
				OTH:	565	565	565	565	565	565	565
@0K802		DEFENSE CONTR MGT ARE		OFF:	0	0	0	0	0	0	0
DF		DEFENSE CONTR MGT AREA OFC	DAI	WOF:	0	0	0	0	0	0	0
				ENL:	0	0	0	0	0	0	0
				USC:	1	1	1	1	1	1	1
DCEC11		DEFENSE COMSY AGENCY		OFF:	0	0	0	0	0	0	0
DF		ROCK ISLAND ARSENAL COMSY	DAI	WOF:	0	0	0	0	0	0	0
				ENL:	0	0	0	0	0	0	0
				USC:	33	33	33	33	33	33	33
DX1001		NON-APPROPRIATED FUND		OFF:	0	0	0	0	0	0	0
NF		ROCK ISLAND ARS INSTL MWR FND	DAI	WOF:	0	0	0	0	0	0	0
				ENL:	0	0	0	0	0	0	0
				USC:	0	0	0	0	0	0	0
				OTH:	115	115	115	115	115	115	115

FOR OFFICIAL USE ONLY

SAMAS as of 16 MAY 94

ACTIVE ARMY ASIP STATION REPORT : AMC/AMCCOM CLOSURE ACTION = BRAC 91 - REALIGN

Army Base = **ROCK ISLAND ARSENAL**
 Sta Code = 17755
 Station = **ROCK IS A, IL (ROCK ISLAND ARSENAL)**

UTC	Rat/Unbr Br	Parent Unit	SRC	ACTCO								
Asgt TPSN	Derivative Unit		Source	EDATE	FY	FY	FY	FY	FY	FY	FY	
DODAAC	Compo		MDEP	CCNUM	1994	1995	1996	1997	1998	1999	2000	
DXF003	NON-APPROPRIATED FUND			J	OFF:	0						
NF	ROCK ISLAND TRANSIENT HOUSING		DAI		WOF:	0						
					ENL:	0						
F44Z	AIR FORCE				OFF:	10	10	10	10	10	10	
AF	OGDEN ALC		DAI		WOF:	0	0	0	0	0	0	
					ENL:	4	4	4	4	4	4	
M95219	US MARINE CORPS				OFF:	9	9	9	9	9	9	
MC	RES		DAI		WOF:	1	1	1	1	1	1	
					ENL:	199	199	199	199	199	199	
N61966	NAVY				OFF:	1	1	1	1	1	1	
NA	RES		DAI		WOF:	0	0	0	0	0	0	
					ENL:	16	16	16	16	16	16	
					USC:	1	1	1	1	1	1	
W0K8NA	W0K8	ARSROCK ISLAND			OFF:	0	0	0	0	0	0	
XQ 46201	NON-ADDITIVE AUTHORIZATIONS		TAD		WOF:	0	0	0	0	0	0	
	1		AAMU	X10295	ENL:	0	0	0	0	0	0	
					USC:	0	0	0	0	0	0	
					OTH:	237	217	139	139	139	139	
W2SH1A	EN DIV ENGR N CENTRAL				OFF:	5	5	5	5	5	5	
CE	ROCK ISLAND DISTR CIVIL WORKS		DAI		WOF:	0	0	0	0	0	0	
					ENL:	0	0	0	0	0	0	
					USC:	389	389	389	389	389	389	
W39Q01	W39Q	HQ USA DESCOM			OFF:	1						
XW 46491	W39QAA	HQ USA DESCOM (AGR)	DAI		WOF:	0						
	1		MS32		ENL:	0						
W39Q=A	W39Q	HQ USA DESCOM		J	OFF:	1	0					
XW 46491	NON-ADDITIVE AUTHORIZATIONS		B91		WOF:	0	0					
	1		MS32	X10295	ENL:	0	0					
W4MM#A	W4MM	HQ AMCCOM			OFF:	1	1	1	1	1	1	
XQ 46032	W4MMAA	HQ AMCCOM (AGR)	DAI		WOF:	0	0	0	0	0	0	
	1		ADSM		ENL:	0	0	0	0	0	0	
W4MM=A	W4MM	HQ AMCCOM			OFF:	26	26	26	26	26	26	
XQ 46032	NON-ADDITIVE AUTHORIZATIONS		TADDAI		WOF:	0	0	0	0	0	0	
	1		ADSM	X10295	ENL:	20	20	20	20	20	20	
					USC:	0	0	0	0	0	0	
					OTH:	262	262	262	262	262	262	
					TOTAL OFF:	60	58	58	58	58	58	
					TOTAL WOF:	1	1	1	1	1	1	
					TOTAL ENL:	255	255	255	255	255	255	
					TOTAL USC:	728	728	728	727	727	727	
					TOTAL OTH:	1219	1199	1121	1121	1121	1121	

OTHER TENANTS

FOR OFFICIAL USE ONLY

SAMAS as of 16 MAY 94

**ACTIVE ARMY
ASIP STATION REPORT : AMC/AMCCOM
CLOSURE ACTION = BRAC 91 - REALIGN**

Army Base = **ROCK ISLAND ARSENAL**
 Stn Code = **17755**
 Station = **ROCK IS A, IL (ROCK ISLAND ARSENAL)**

UIC	Rgt/Unbr	Br	Parent Unit	SRC	ACTCO							
Asgt TPSN	Derivative Unit			Source	EDATE	FY	FY	FY	FY	FY	FY	FY
DODAAC	Compo			MDEP	CCNUM	1994	1995	1996	1997	1998	1999	2000
INSTALLATION TOTALS						TOTAL OFF:	167	142	159	159	159	159
						TOTAL WOF:	6	5	5	5	5	5
						TOTAL ENL:	382	349	357	357	357	357
						TOTAL MIL:	555	496	521	521	521	521
						TOTAL USC:	7475	7585	8072	8139	8025	8025
						TOTAL OTH:	1219	1199	1121	1121	1121	1121
						TOTAL CIV:	8694	8784	9193	9260	9146	9146
						TOTAL POP:	9249	9280	9714	9781	9667	9667

Supported Population (All Services)

Active:	1886
Dependents of Active:	2405
Reserve Component:	316
Dependents of Reserve Component:	418
Retiree:	3343
Dependents of Retiree + Survivors:	4304

	12672

Source: FY 1993 DEERS data from the Defense Medical Information System (DMIS)



THE ARMY BASING STUDY

**BRAC 95
ALTERNATIVE
DOCUMENTATION
SET**

<u>ALTERNATIVE NO.</u>
CO6-2

SECTION III

FACILITIES DATA

note to RIA

BRAC 95
STATIONING PROFILE -- PERMANENT ASSETS REPORT
FACILITY CONSTRUCTION REQUIREMENTS

DTG [20830] [122511] [144

ALTERNATIVE NO. [1001-12]

FACILITY CAT. GROUP NO.	RENOVATE	BEFORE STATION PERM ASSETS (000)	BEFORE STATION ALLOW (000)	BEFORE STATION PERM ASSETS -ALLOW (000)	STN ALLOW (000)	CONSTRUCT (000)	JUSTIFICATION FOR CHANGE IN STATIONING PROFILE (IF APPROPRIATE)
RHD 3101D	RENOVATE				0	377K65F	Renovate vacant production & "Stew Shop" space
SP Pump 2K80D	RENOVATE				31K	31K65F	Spec pump maintenance benefits for production space
4322D					3	0	use existing water tower
4423D					3	0	absorb in basement + cell 125
72105	RENOVATE				24	0	
7110F	RENOVATE				93	0	absorb in basement → ATWC traditionally back to grid drawings in industrial building
	RENOVATE						
	NEW						

Build 21456 Wash Back Rack (1 ea) @ \$5181 m V
Build 74014 CDC 10K65F ✓

Analysis should pursue analytical equipment list



THE ARMY BASING STUDY

**BRAC 95
ALTERNATIVE
DOCUMENTATION
SET**

ALTERNATIVE NO.

CO6-2

SECTION IV

COBRA MODEL INPUT DATA

INPUT DATA REPORT (COBRA v5.02)
 Data As Of 09:57 09/14/1994, Report Created 11:25 11/28/1994

Department : ARMY
 Option Package : CO6-2
 Scenario File : C:\COBRA\CO6-2.CBR
 Std Fctrs File : C:\COBRA\TABS95.SFF

INPUT SCREEN ONE - GENERAL SCENARIO INFORMATION

Model Year One : FY 1996

Model does Time-Phasing of Construction/Shutdown: Yes

Base Name	Strategy:
-----	-----
NATICK RDEC, MA	Closes in FY 1998
ROCK ISLAND ARSENAL, IL	Realignment
BASE X, US	Realignment

Summary:

 CLOSE NATICK RDEC (NRDEC) AND RELOCATE MISSIONS AND FUNCTIONS TO ROCK ISLAND ARSENAL (RIA) AND BASE X.

SOURCE: TASS

INPUT SCREEN TWO - DISTANCE TABLE

From Base:	To Base:	Distance:
-----	-----	-----
NATICK RDEC, MA	ROCK ISLAND ARSENAL, IL	1,179 mi
NATICK RDEC, MA	BASE X, US	1,350 mi

INPUT SCREEN THREE - MOVEMENT TABLE

Transfers from NATICK RDEC, MA to ROCK ISLAND ARSENAL, IL

	1996	1997	1998	1999	2000	2001
	----	----	----	----	----	----
Officer Positions:	0	0	37	0	0	0
Enlisted Positions:	0	0	78	0	0	0
Civilian Positions:	0	0	921	0	0	0
Student Positions:	0	0	0	0	0	0
Missn Eqpt (tons):	0	0	0	0	0	0
Suppt Eqpt (tons):	0	0	0	0	0	0
Mil Light Vehic (tons):	0	0	0	0	0	0
Heavy/Spec Vehic (tons):	0	0	0	0	0	0

Transfers from NATICK RDEC, MA to BASE X, US

	1996	1997	1998	1999	2000	2001
	----	----	----	----	----	----
Officer Positions:	0	0	0	0	0	0
Enlisted Positions:	0	0	0	0	0	0
Civilian Positions:	0	0	62	0	0	0
Student Positions:	0	0	0	0	0	0
Missn Eqpt (tons):	0	0	0	0	0	0
Suppt Eqpt (tons):	0	0	0	0	0	0
Mil Light Vehic (tons):	0	0	0	0	0	0
Heavy/Spec Vehic (tons):	0	0	0	0	0	0

Department : ARMY
 Option Package : CO6-2
 Scenario File : C:\COBRA\CO6-2.CBR
 Std Fctrs File : C:\COBRA\TAB95.SFF

INPUT SCREEN FOUR - STATIC BASE INFORMATION

Name: NATICK RDEC, MA

Total Officer Employees:	38	RPMA Non-Payroll (\$K/Year):	5,089
Total Enlisted Employees:	83	Communications (\$K/Year):	0
Total Student Employees:	0	BOS Non-Payroll (\$K/Year):	20,680
Total Civilian Employees:	1,100	BOS Payroll (\$K/Year):	13,979
Mil Families Living On Base:	92.6%	Family Housing (\$K/Year):	1,457
Civilians Not Willing To Move:	6.0%	Area Cost Factor:	1.28
Officer Housing Units Avail:	0	CHAMPUS In-Pat (\$/Visit):	0
Enlisted Housing Units Avail:	0	CHAMPUS Out-Pat (\$/Visit):	0
Total Base Facilities(KSF):	716	CHAMPUS Shift to Medicare:	0.0%
Officer VHA (\$/Month):	517	Activity Code:	25345
Enlisted VHA (\$/Month):	327		
Per Diem Rate (\$/Day):	139	Homeowner Assistance Program:	No
Freight Cost (\$/Ton/Mile):	0.07	Unique Activity Information:	No

Name: ROCK ISLAND ARSENAL, IL

Total Officer Employees:	162	RPMA Non-Payroll (\$K/Year):	5,209
Total Enlisted Employees:	356	Communications (\$K/Year):	0
Total Student Employees:	194	BOS Non-Payroll (\$K/Year):	10,016
Total Civilian Employees:	7,881	BOS Payroll (\$K/Year):	22,049
Mil Families Living On Base:	15.4%	Family Housing (\$K/Year):	4,137
Civilians Not Willing To Move:	6.0%	Area Cost Factor:	1.11
Officer Housing Units Avail:	0	CHAMPUS In-Pat (\$/Visit):	0
Enlisted Housing Units Avail:	0	CHAMPUS Out-Pat (\$/Visit):	0
Total Base Facilities(KSF):	6,487	CHAMPUS Shift to Medicare:	0.0%
Officer VHA (\$/Month):	35	Activity Code:	17775
Enlisted VHA (\$/Month):	7		
Per Diem Rate (\$/Day):	90	Homeowner Assistance Program:	No
Freight Cost (\$/Ton/Mile):	0.07	Unique Activity Information:	No

Name: BASE X, US

Total Officer Employees:	752	RPMA Non-Payroll (\$K/Year):	11,891
Total Enlisted Employees:	4,208	Communications (\$K/Year):	1,514
Total Student Employees:	1,121	BOS Non-Payroll (\$K/Year):	29,982
Total Civilian Employees:	2,709	BOS Payroll (\$K/Year):	21,877
Mil Families Living On Base:	55.0%	Family Housing (\$K/Year):	8,151
Civilians Not Willing To Move:	6.0%	Area Cost Factor:	1.09
Officer Housing Units Avail:	0	CHAMPUS In-Pat (\$/Visit):	0
Enlisted Housing Units Avail:	0	CHAMPUS Out-Pat (\$/Visit):	0
Total Base Facilities(KSF):	6,091	CHAMPUS Shift to Medicare:	0.0%
Officer VHA (\$/Month):	178	Activity Code:	BASEX
Enlisted VHA (\$/Month):	132		
Per Diem Rate (\$/Day):	101	Homeowner Assistance Program:	No
Freight Cost (\$/Ton/Mile):	0.07	Unique Activity Information:	No

Department : ARMY
 Option Package : CO6-2
 Scenario File : C:\COBRA\CO6-2.CBR
 Std Fctrs File : C:\COBRA\TABS95.SFF

INPUT SCREEN FIVE - DYNAMIC BASE INFORMATION

Name: NATICK RDEC, MA

	1996	1997	1998	1999	2000	2001
1-Time Unique Cost (\$K):	0	0	0	0	0	0
1-Time Unique Save (\$K):	0	0	0	0	0	0
1-Time Moving Cost (\$K):	0	0	30,000	0	0	0
1-Time Moving Save (\$K):	0	0	0	0	0	0
Env Non-MilCon Reqd(\$K):	0	0	0	0	0	0
Activ Mission Cost (\$K):	0	0	0	0	0	0
Activ Mission Save (\$K):	0	0	0	0	0	0
Misc Recurring Cost(\$K):	0	0	0	0	0	0
Misc Recurring Save(\$K):	0	0	0	0	0	0
Land (+Buy/-Sales) (\$K):	0	0	0	0	0	0
Construction Schedule(%):	0%	0%	0%	0%	0%	0%
Shutdown Schedule (%):	0%	0%	0%	0%	0%	0%
MilCon Cost Avoidnc(\$K):	0	0	0	0	0	0
Fam Housing Avoidnc(\$K):	0	0	0	0	0	0
Procurement Avoidnc(\$K):	0	0	0	0	0	0
CHAMPUS In-Patients/Yr:	0	0	0	0	0	0
CHAMPUS Out-Patients/Yr:	0	0	0	0	0	0
Facil ShutDown(KSF):	716					
		Perc Family Housing ShutDown:				100.0%

Name: ROCK ISLAND ARSENAL, IL

	1996	1997	1998	1999	2000	2001
1-Time Unique Cost (\$K):	0	0	0	0	0	0
1-Time Unique Save (\$K):	0	0	0	0	0	0
1-Time Moving Cost (\$K):	0	0	0	0	0	0
1-Time Moving Save (\$K):	0	0	0	0	0	0
Env Non-MilCon Reqd(\$K):	0	0	0	0	0	0
Activ Mission Cost (\$K):	0	0	0	0	0	0
Activ Mission Save (\$K):	0	0	0	0	0	0
Misc Recurring Cost(\$K):	0	0	0	0	0	0
Misc Recurring Save(\$K):	0	0	0	0	0	0
Land (+Buy/-Sales) (\$K):	0	0	0	0	0	0
Construction Schedule(%):	0%	0%	0%	0%	0%	0%
Shutdown Schedule (%):	0%	0%	0%	0%	0%	0%
MilCon Cost Avoidnc(\$K):	0	0	0	0	0	0
Fam Housing Avoidnc(\$K):	0	0	0	0	0	0
Procurement Avoidnc(\$K):	0	0	0	0	0	0
CHAMPUS In-Patients/Yr:	0	0	0	0	0	0
CHAMPUS Out-Patients/Yr:	0	0	0	0	0	0
Facil ShutDown(KSF):	0					
		Perc Family Housing ShutDown:				0.0%

Name: BASE X, US

	1996	1997	1998	1999	2000	2001
1-Time Unique Cost (\$K):	0	0	0	0	0	0
1-Time Unique Save (\$K):	0	0	0	0	0	0
1-Time Moving Cost (\$K):	0	0	0	0	0	0
1-Time Moving Save (\$K):	0	0	0	0	0	0
Env Non-MilCon Reqd(\$K):	0	0	0	0	0	0
Activ Mission Cost (\$K):	0	0	0	0	0	0
Activ Mission Save (\$K):	0	0	0	0	0	0
Misc Recurring Cost(\$K):	0	0	0	0	0	0
Misc Recurring Save(\$K):	0	0	0	0	0	0
Land (+Buy/-Sales) (\$K):	0	0	0	0	0	0
Construction Schedule(%):	0%	0%	0%	0%	0%	0%
Shutdown Schedule (%):	0%	0%	0%	0%	0%	0%
MilCon Cost Avoidnc(\$K):	0	0	0	0	0	0
Fam Housing Avoidnc(\$K):	0	0	0	0	0	0
Procurement Avoidnc(\$K):	0	0	0	0	0	0
CHAMPUS In-Patients/Yr:	0	0	0	0	0	0
CHAMPUS Out-Patients/Yr:	0	0	0	0	0	0
Facil ShutDown(KSF):	0					
		Perc Family Housing ShutDown:				0.0%

Department : ARMY
 Option Package : CO6-2
 Scenario File : C:\COBRA\CO6-2.CBR
 Std Fctrs File : C:\COBRA\TABS95.SFF

INPUT SCREEN SIX - BASE PERSONNEL INFORMATION

Name: NATICK RDEC, MA

	1996	1997	1998	1999	2000	2001
Off Force Struc Change:	0	0	0	0	0	0
Enl Force Struc Change:	0	0	0	0	0	0
Civ Force Struc Change:	0	-3	-3	0	0	0
Stu Force Struc Change:	0	0	0	0	0	0
Off Scenario Change:	0	0	-1	0	0	0
Enl Scenario Change:	0	0	-5	0	0	0
Civ Scenario Change:	0	0	-111	0	0	0
Off Change(No Sal Save):	0	0	0	0	0	0
Enl Change(No Sal Save):	0	0	0	0	0	0
Civ Change(No Sal Save):	0	0	0	0	0	0
Caretakers - Military:	0	0	0	0	0	0
Caretakers - Civilian:	0	0	0	0	0	0

INPUT SCREEN SIX - BASE PERSONNEL INFORMATION

Name: ROCK ISLAND ARSENAL, IL

	1996	1997	1998	1999	2000	2001
Off Force Struc Change:	0	0	0	0	0	0
Enl Force Struc Change:	0	0	0	0	0	0
Civ Force Struc Change:	0	67	-114	0	0	0
Stu Force Struc Change:	0	-30	0	0	0	0
Off Scenario Change:	0	0	0	0	0	0
Enl Scenario Change:	0	0	0	0	0	0
Civ Scenario Change:	0	0	0	0	0	0
Off Change(No Sal Save):	0	0	0	0	0	0
Enl Change(No Sal Save):	0	0	0	0	0	0
Civ Change(No Sal Save):	0	0	0	0	0	0
Caretakers - Military:	0	0	0	0	0	0
Caretakers - Civilian:	0	0	0	0	0	0

INPUT SCREEN SEVEN - BASE MILITARY CONSTRUCTION INFORMATION

Name: ROCK ISLAND ARSENAL, IL

Description	Categ	New MilCon	Rehab MilCon	Total Cost(\$K)
RDTE	RDT&E	0	377,000	0
SPEC PURP MAINT	MAINT	0	31,000	0
OTHER-WASH RACK	OTHER	0	0	5,181
CHILD DEV CENTER	CHILD	10,000	0	0
RDTE	RDT&E	0	0	91,800

(See final page for Explanatory Notes)

Department : ARMY
 Option Package : C06-2
 Scenario File : C:\COBRA\C06-2.CBR
 Std Fctrs File : C:\COBRA\TABS95.SFF

STANDARD FACTORS SCREEN ONE - PERSONNEL

Percent Officers Married:	74.00%	Civ Early Retire Pay Factor:	9.00%
Percent Enlisted Married:	55.50%	Priority Placement Service:	60.00%
Enlisted Housing MilCon:	92.30%	PPS Actions Involving PCS:	50.00%
Officer Salary(\$/Year):	67,948.00	Civilian PCS Costs (\$):	28,800.00
Off BAQ with Dependents(\$):	7,717.00	Civilian New Hire Cost(\$):	1,109.00
Enlisted Salary(\$/Year):	30,860.00	Nat Median Home Price(\$):	114,600.00
Enl BAQ with Dependents(\$):	5,223.00	Home Sale Reimburse Rate:	10.00%
Avg Unemploy Cost(\$/Week):	174.00	Max Home Sale Reimburs(\$):	22,385.00
Unemployment Eligibility(Weeks):	18	Home Purch Reimburse Rate:	5.00%
Civilian Salary(\$/Year):	45,998.00	Max Home Purch Reimburs(\$):	11,919.00
Civilian Turnover Rate:	15.00%	Civilian Homeowning Rate:	64.00%
Civilian Early Retire Rate:	10.00%	HAP Home Value Reimburse Rate:	22.90%
Civilian Regular Retire Rate:	5.00%	HAP Homeowner Receiving Rate:	5.00%
Civilian RIF Pay Factor:	39.00%	RSE Home Value Reimburse Rate:	19.00%
SF File Desc:	DOD.sff	RSE Homeowner Receiving Rate:	12.00%

STANDARD FACTORS SCREEN TWO - FACILITIES

RPMA Building SF Cost Index:	0.93	Rehab vs. New MilCon Cost:	59.00%
BOS Index (RPMA vs population):	0.54	Info Management Account:	15.00%
(Indices are used as exponents)		MilCon Design Rate:	10.00%
Program Management Factor:	10.00%	MilCon SIOH Rate:	6.00%
Caretaker Admin(SF/Care):	162.00	MilCon Contingency Plan Rate:	7.00%
Mothball Cost (\$/SF):	1.25	MilCon Site Preparation Rate:	24.00%
Avg Bachelor Quarters(SF):	388.00	Discount Rate for NPV.RPT/ROI:	2.75%
Avg Family Quarters(SF):	1,819.00	Inflation Rate for NPV.RPT/ROI:	0.00%
APPDET.RPT Inflation Rates:			
1996: 2.90% 1997: 3.00% 1998: 3.00%		1999: 3.00% 2000: 3.00% 2001: 3.00%	

STANDARD FACTORS SCREEN THREE - TRANSPORTATION

Material/Assigned Person(Lb):	710	Equip Pack & Crate(\$/Ton):	284.00
HHG Per Off Family (Lb):	14,500.00	Mil Light Vehicle(\$/Mile):	0.10
HHG Per Enl Family (Lb):	9,000.00	Heavy/Spec Vehicle(\$/Mile):	0.10
HHG Per Mil Single (Lb):	6,400.00	POV Reimbursement(\$/Mile):	0.18
HHG Per Civilian (Lb):	18,000.00	Avg Mil Tour Length (Years):	2.80
Total HHG Cost (\$/100Lb):	35.00	Routine PCS(\$/Pers/Tour):	4,665.00
Air Transport (\$/Pass Mile):	0.20	One-Time Off PCS Cost(\$):	6,134.00
Misc Exp (\$/Direct Employ):	700.00	One-Time Enl PCS Cost(\$):	4,381.00

STANDARD FACTORS SCREEN FOUR - MILITARY CONSTRUCTION

Category	UM	\$/UM	Category	UM	\$/UM
Horizontal	(SY)	38	APPLIED INSTR	(SF)	114
Waterfront	(LF)	0	LABS (RDT&E)	(SF)	175
Air Operations	(SF)	130	CHILD CARE CENTER	(SF)	120
Operational	(SF)	119	PRODUCTION FAC	(SF)	100
Administrative	(SF)	106	PHYSICAL FITNESS FAC	(SF)	128
School Buildings	(SF)	104	Optional Category F	()	0
Maintenance Shops	(SF)	108	Optional Category G	()	0
Bachelor Quarters	(EA)	46,227	Optional Category H	()	0
Family Quarters	(EA)	88,689	Optional Category I	()	0
Covered Storage	(SF)	60	Optional Category J	()	0
Dining Facilities	(SF)	180	Optional Category K	()	0
Recreation Facilities	(SF)	0	Optional Category L	()	0
Communications Facil	(SF)	0	Optional Category M	()	0
Shipyard Maintenance	(SF)	0	Optional Category N	()	0
RDT & E Facilities	(SF)	139	Optional Category O	()	0
POL Storage	(BL)	0	Optional Category P	()	0
Ammunition Storage	(SF)	0	Optional Category Q	()	0
Medical Facilities	(SF)	0	Optional Category R	()	0
Environmental	()	0			

Department : ARMY
Option Package : C06-2
Scenario File : C:\COBRA\C06-2.CBR
Std Fctrs File : C:\COBRA\TABS95.SFF

EXPLANATORY NOTES (INPUT SCREEN NINE)

1. MILCON DATA - FOR RDTE, SPEC PURPOSE MAINTENANCE, AND OTHER FACILITIES
CONSTRUCTION REFER TO DACS- TABS FORM A-2 (AUG 94) FOR JUSTIFICATION ON
CHANGE IN STATIONING PROFILE.



THE ARMY BASING STUDY

**BRAC 95
ALTERNATIVE
DOCUMENTATION
SET**

**ALTERNATIVE NO.
CO6-2**

SECTION V

COBRA MODEL OUTPUT

Department : ARMY
 Option Package : CO6-2
 Scenario File : C:\COBRA\CO6-2.CBR
 Std Fctrs File : C:\COBRA\TAB595.SFF

Starting Year : 1996
 Final Year : 1998
 ROI Year : 2006 (8 Years)

NPV in 2015(\$K): -190,336
 1-Time Cost(\$K): 218,954

	Constant Dollars		1998	1999	2000	2001	Total	Beyond
	1996	1997						
M-1Con	14,001	140,210	0	0	0	0	154,211	0
Person	0	0	-234	-4,989	-4,989	-4,989	-15,200	-4,989
Overhd	3,361	2,502	-644	-26,362	-26,362	-26,362	-73,869	-26,362
Moving	0	0	51,081	0	0	0	51,081	0
M-ssio	0	0	0	0	0	0	0	0
Other	0	0	2,342	0	0	0	2,342	0
TOTAL	17,362	142,712	52,544	-31,351	-31,351	-31,351	118,565	-31,351

	1996	1997	1998	1999	2000	2001	Total
POSITIONS ELIMINATED							
Off	0	0	1	0	0	0	1
Enl	0	0	5	0	0	0	5
Civ	0	0	111	0	0	0	111
TOT	0	0	117	0	0	0	117

	1996	1997	1998	1999	2000	2001	Total
POSITIONS REALIGNED							
Off	0	0	37	0	0	0	37
Enl	0	0	78	0	0	0	78
Stu	0	0	0	0	0	0	0
Civ	0	0	983	0	0	0	983
TOT	0	0	1,098	0	0	0	1,098

Summary:

 CLOSE NATICK RDEC (NRDEC) AND RELOCATE MISSIONS AND FUNCTIONS TO ROCK ISLAND ARSENAL (RIA) AND BASE X.

SCURCE: TASS

Department : ARMY
 Option Package : C06-2
 Scenario File : C:\COBRA\C06-2.CBR
 Std Fctrs File : C:\COBRA\TABS95.SFF

Costs (\$K)	Constant Dollars		1998	1999	2000	2001	Total	Beyond
	1996	1997						
MilCon	14,001	140,210	0	0	0	0	154,211	0
Person	0	0	2,470	419	419	419	3,727	419
Overhd	3,407	2,525	3,597	762	762	762	11,816	762
Moving	0	0	51,273	0	0	0	51,273	0
Missio	0	0	0	0	0	0	0	0
Other	0	0	2,342	0	0	0	2,342	0
TOTAL	17,408	142,735	59,682	1,181	1,181	1,181	223,369	1,181

Savings (\$K)	Constant Dollars		1998	1999	2000	2001	Total	Beyond
	1996	1997						
MilCon	0	0	0	0	0	0	0	0
Person	0	0	2,705	5,408	5,408	5,408	18,928	5,408
Overhd	47	23	4,241	27,124	27,124	27,124	85,685	27,124
Moving	0	0	191	0	0	0	191	0
Missio	0	0	0	0	0	0	0	0
Other	0	0	0	0	0	0	0	0
TOTAL	47	23	7,138	32,532	32,532	32,532	104,804	32,532

NET PRESENT VALUES REPORT (COBRA v5.02)
 Data As Of 09:57 09/14/1994, Report Created 11:25 11/28/1994

Department : ARMY
 Option Package : CO6-2
 Scenario File : C:\COBRA\CO6-2.CBR
 Std Fctrs File : C:\COBRA\TABS95.SFF

Year	Cost(\$)	Adjusted Cost(\$)	NPV(\$)
1996	17,361,665	17,127,756	17,127,756
1997	142,711,627	137,020,835	154,148,591
1998	52,544,222	49,098,745	203,247,336
1999	-31,350,942	-28,511,114	174,736,222
2000	-31,350,942	-27,748,043	146,988,180
2001	-31,350,942	-27,005,394	119,982,785
2002	-31,350,942	-26,282,622	93,700,163
2003	-31,350,942	-25,579,194	68,120,968
2004	-31,350,942	-24,894,593	43,226,375
2005	-31,350,942	-24,228,314	18,998,061
2006	-31,350,942	-23,579,868	-4,581,807
2007	-31,350,942	-22,948,777	-27,530,584
2008	-31,350,942	-22,334,576	-49,865,160
2009	-31,350,942	-21,736,813	-71,601,974
2010	-31,350,942	-21,155,050	-92,757,024
2011	-31,350,942	-20,588,856	-113,345,880
2012	-31,350,942	-20,037,816	-133,383,696
2013	-31,350,942	-19,501,524	-152,885,220
2014	-31,350,942	-18,979,586	-171,864,806
2015	-31,350,942	-18,471,616	-190,336,422

TOTAL ONE-TIME COST REPORT (COBRA v5.02) - Page 1/4
 Data As Of 09:57 09/14/1994, Report Created 11:25 11/28/1994

Department : ARMY
 Option Package : C06-2
 Scenario File : C:\COBRA\C06-2.CBR
 Std Fctrs File : C:\COBRA\TABS95.SFF

(All values in Dollars)

Category	Cost	Sub-Total
Construction		
Military Construction	154,010,898	
Family Housing Construction	0	
Information Management Account	199,800	
Land Purchases	0	
Total - Construction		154,210,698
Personnel		
Civilian RIF	1,183,988	
Civilian Early Retirement	451,240	
Civilian New Hires	388,150	
Eliminated Military PCS	28,039	
Unemployment	206,712	
Total - Personnel		2,258,130
Overhead		
Program Planning Support	7,975,508	
Mothball / Shutdown	895,000	
Total - Overhead		8,870,508
Moving		
Civilian Moving	19,703,065	
Civilian PPS	979,200	
Military Moving	558,553	
Freight	32,025	
One-Time Moving Costs	30,000,000	
Total - Moving		51,272,843
Other		
HAP / RSE	2,341,675	
Environmental Mitigation Costs	0	
One-Time Unique Costs	0	
Total - Other		2,341,675
Total One-Time Costs		218,953,855
One-Time Savings		
Military Construction Cost Avoidances	0	
Family Housing Cost Avoidances	0	
Military Moving	191,598	
Land Sales	0	
One-Time Moving Savings	0	
Environmental Mitigation Savings	0	
One-Time Unique Savings	0	
Total One-Time Savings		191,598
Total Net One-Time Costs		218,762,257

Department : ARMY
 Option Package : CO6-2
 Scenario File : C:\COBRA\CO6-2.CBR
 Std Fctrs File : C:\COBRA\TABS95.SFF

Base: NATICK RDEC, MA
 (All values in Dollars)

Category	Cost	Sub-Total
-----	----	-----
Construction		
Military Construction	0	
Family Housing Construction	0	
Information Management Account	0	
Land Purchases	0	
Total - Construction		0
Personnel		
Civilian RIF	1,183,988	
Civilian Early Retirement	451,240	
Civilian New Hires	0	
Eliminated Military PCS	28,039	
Unemployment	206,712	
Total - Personnel		1,869,980
Overhead		
Program Planning Support	7,975,508	
Mothball / Shutdown	895,000	
Total - Overhead		8,870,508
Moving		
Civilian Moving	19,703,065	
Civilian PPS	979,200	
Military Moving	558,553	
Freight	32,025	
One-Time Moving Costs	30,000,000	
Total - Moving		51,272,843
Other		
HAP / RSE	2,341,675	
Environmental Mitigation Costs	0	
One-Time Unique Costs	0	
Total - Other		2,341,675
-----		-----
Total One-Time Costs		64,355,007
One-Time Savings		
Military Construction Cost Avoidances	0	
Family Housing Cost Avoidances	0	
Military Moving	191,598	
Land Sales	0	
One-Time Moving Savings	0	
Environmental Mitigation Savings	0	
One-Time Unique Savings	0	
-----		-----
Total One-Time Savings		191,598
-----		-----
Total Net One-Time Costs		64,163,409

Department : ARMY
 Option Package : CO6-2
 Scenario File : C:\COBRA\CO6-2.CBR
 Std Fctrs File : C:\COBRA\TABS95.SFF

Base: ROCK ISLAND ARSENAL, IL
 (All values in Dollars)

Category	Cost	Sub-Total
Construction		
Military Construction	154,010,898	
Family Housing Construction	0	
Information Management Account	199,800	
Land Purchases	0	
Total - Construction		154,210,698
Personnel		
Civilian RIF	0	
Civilian Early Retirement	0	
Civilian New Hires	363,752	
Eliminated Military PCS	0	
Unemployment	0	
Total - Personnel		363,752
Overhead		
Program Planning Support	0	
Mothball / Shutdown	0	
Total - Overhead		0
Moving		
Civilian Moving	0	
Civilian PPS	0	
Military Moving	0	
Freight	0	
One-Time Moving Costs	0	
Total - Moving		0
Other		
HAP / RSE	0	
Environmental Mitigation Costs	0	
One-Time Unique Costs	0	
Total - Other		0
Total One-Time Costs		154,574,450
One-Time Savings		
Military Construction Cost Avoidances	0	
Family Housing Cost Avoidances	0	
Military Moving	0	
Land Sales	0	
One-Time Moving Savings	0	
Environmental Mitigation Savings	0	
One-Time Unique Savings	0	
Total One-Time Savings		0
Total Net One-Time Costs		154,574,450

Department : ARMY
 Option Package : CO6-2
 Scenario File : C:\COBRA\CO6-2.CBR
 Std Fctrs File : C:\COBRA\TABS95.SFF

Base: BASE X, US
 (All values in Dollars)

Category	Cost	Sub-Total
-----	----	-----
Construction		
Military Construction	0	
Family Housing Construction	0	
Information Management Account	0	
Land Purchases	0	
Total - Construction		0
Personnel		
Civilian RIF	0	
Civilian Early Retirement	0	
Civilian New Hires	24,398	
Eliminated Military PCS	0	
Unemployment	0	
Total - Personnel		24,398
Overhead		
Program Planning Support	0	
Mothball / Shutdown	0	
Total - Overhead		0
Moving		
Civilian Moving	0	
Civilian PPS	0	
Military Moving	0	
Freight	0	
One-Time Moving Costs	0	
Total - Moving		0
Other		
HAP / RSE	0	
Environmental Mitigation Costs	0	
One-Time Unique Costs	0	
Total - Other		0

Total One-Time Costs		24,398

One-Time Savings		
Military Construction Cost Avoidances	0	
Family Housing Cost Avoidances	0	
Military Moving	0	
Land Sales	0	
One-Time Moving Savings	0	
Environmental Mitigation Savings	0	
One-Time Unique Savings	0	

Total One-Time Savings		0

Total Net One-Time Costs		24,398

PERSONNEL, SF, RPMA, AND BOS DELTAS (COBRA v5.02)
 Data As Of 09:57 09/14/1994, Report Created 11:25 11/28/1994

Department : ARMY
 Option Package : CO6-2
 Scenario File : C:\COBRA\CO6-2.CBR
 Std Fctrs File : C:\COBRA\TABS95.SFF

Base	Personnel		SF		
	Change	%Change	Change	%Change	Chg/Per
NATICK RDEC	-1,215	-100%	-716,000	-100%	589
ROCK ISLAND ARSENAL	1,036	12%	10,000	0%	10
BASE X	62	1%	0	0%	0

Base	RPMA(\$)			BOS(\$)		
	Change	%Change	Chg/Per	Change	%Change	Chg/Per
NATICK RDEC	-5,089,000	-100%	4,188	-20,578,378	-100%	16,937
ROCK ISLAND ARSENAL	7,467	0%	7	634,843	6%	613
BASE X	0	0%	0	119,770	0%	1,932

Base	RPMABOS(\$)		
	Change	%Change	Chg/Per
NATICK RDEC	-25,667,378	-100%	21,125
ROCK ISLAND ARSENAL	642,311	4%	620
BASE X	119,770	0%	1,932

Department : ARMY
Option Package : C06-2
Scenario File : C:\COBRA\C06-2.CBR
Std Fctrs File : C:\COBRA\TABS95.SFF

All Costs in \$K

Base Name	Total MilCon	IMA Cost	Land Purch	Cost Avoid	Total Cost
NATICK RDEC	0	0	0	0	0
ROCK ISLAND ARSENAL	154,011	200	0	0	154,211
BASE X	0	0	0	0	0

Totals:	154,011	200	0	0	154,211

Department : ARMY
 Option Package : C06-2
 Scenario File : C:\COBRA\C06-2.CBR
 Std Fctrs File : C:\COBRA\TABS95.SFF

MilCon for Base: ROCK ISLAND ARSENAL, IL

All Costs in \$K

Description:	MilCon Categ	Using Rehab	Rehab Cost*	New MilCon	New Cost*	Total Cost*
RDTE	RDT&E	377,000	51,718	0	0	51,718
SPEC PURP MAINT	MAINT	31,000	3,304	0	0	3,304
OTHER-WASH RACK	OTHER	0	n/a	0	n/a	5,181
CHILD DEV CENTER	CHILD	0	0	10,000	2,007	2,007
RDTE	RDT&E	0	n/a	0	n/a	91,800

 Total Construction Cost: 154,011
 + Info Management Account: 200
 + Land Purchases: 0
 - Construction Cost Avoid: 0

TOTAL: 154,211

* All MilCon Costs include Design, Site Preparation, Contingency Planning, and SIOH Costs where applicable.

PERSONNEL SUMMARY REPORT (COBRA v5.02)
 Data As Of 09:57 09/14/1994, Report Created 11:25 11/28/1994

Department : ARMY
 Option Package : CO6-2
 Scenario File : C:\COBRA\CO6-2.CBR
 Std Fctrs File : C:\COBRA\TABS95.SFF

PERSONNEL SUMMARY FOR: NATICK RDEC, MA

BASE POPULATION (FY 1996):

Officers	Enlisted	Students	Civilians
38	83	0	1,100

FORCE STRUCTURE CHANGES:

	1996	1997	1998	1999	2000	2001	Total
Officers	0	0	0	0	0	0	0
Enlisted	0	0	0	0	0	0	0
Students	0	0	0	0	0	0	0
Civilians	0	-3	-3	0	0	0	-6
TOTAL	0	-3	-3	0	0	0	-6

BASE POPULATION (Prior to BRAC Action):

Officers	Enlisted	Students	Civilians
38	83	0	1,094

PERSONNEL REALIGNMENTS:

To Base: ROCK ISLAND ARSENAL, IL

	1996	1997	1998	1999	2000	2001	Total
Officers	0	0	37	0	0	0	37
Enlisted	0	0	78	0	0	0	78
Students	0	0	0	0	0	0	0
Civilians	0	0	921	0	0	0	921
TOTAL	0	0	1,036	0	0	0	1,036

To Base: BASE X, US

	1996	1997	1998	1999	2000	2001	Total
Officers	0	0	0	0	0	0	0
Enlisted	0	0	0	0	0	0	0
Students	0	0	0	0	0	0	0
Civilians	0	0	62	0	0	0	62
TOTAL	0	0	62	0	0	0	62

TOTAL PERSONNEL REALIGNMENTS (Out of NATICK RDEC, MA):

	1996	1997	1998	1999	2000	2001	Total
Officers	0	0	37	0	0	0	37
Enlisted	0	0	78	0	0	0	78
Students	0	0	0	0	0	0	0
Civilians	0	0	983	0	0	0	983
TOTAL	0	0	1,098	0	0	0	1,098

SCENARIO POSITION CHANGES:

	1996	1997	1998	1999	2000	2001	Total
Officers	0	0	-1	0	0	0	-1
Enlisted	0	0	-5	0	0	0	-5
Civilians	0	0	-111	0	0	0	-111
TOTAL	0	0	-117	0	0	0	-117

BASE POPULATION (After BRAC Action):

Officers	Enlisted	Students	Civilians
0	0	0	0

Department : ARMY
 Option Package : CO6-2
 Scenario File : C:\COBRA\CO6-2.CBR
 Std Fctrs File : C:\COBRA\TAB95.SFF

PERSONNEL SUMMARY FOR: ROCK ISLAND ARSENAL, IL

BASE POPULATION (FY 1996):

Officers	Enlisted	Students	Civilians
162	356	194	7,881

FORCE STRUCTURE CHANGES:

	1996	1997	1998	1999	2000	2001	Total
Officers	0	0	0	0	0	0	0
Enlisted	0	0	0	0	0	0	0
Students	0	-30	0	0	0	0	-30
Civilians	0	67	-114	0	0	0	-47
TOTAL	0	37	-114	0	0	0	-77

BASE POPULATION (Prior to BRAC Action):

Officers	Enlisted	Students	Civilians
162	356	164	7,834

PERSONNEL REALIGNMENTS:

From Base: NATICK RDEC, MA

	1996	1997	1998	1999	2000	2001	Total
Officers	0	0	37	0	0	0	37
Enlisted	0	0	78	0	0	0	78
Students	0	0	0	0	0	0	0
Civilians	0	0	921	0	0	0	921
TOTAL	0	0	1,036	0	0	0	1,036

TOTAL PERSONNEL REALIGNMENTS (Into ROCK ISLAND ARSENAL, IL):

	1996	1997	1998	1999	2000	2001	Total
Officers	0	0	37	0	0	0	37
Enlisted	0	0	78	0	0	0	78
Students	0	0	0	0	0	0	0
Civilians	0	0	921	0	0	0	921
TOTAL	0	0	1,036	0	0	0	1,036

BASE POPULATION (After BRAC Action):

Officers	Enlisted	Students	Civilians
199	434	164	8,755

PERSONNEL SUMMARY FOR: BASE X, US

BASE POPULATION (FY 1996, Prior to BRAC Action):

Officers	Enlisted	Students	Civilians
752	4,208	1,121	2,709

PERSONNEL REALIGNMENTS:

From Base: NATICK RDEC, MA

	1996	1997	1998	1999	2000	2001	Total
Officers	0	0	0	0	0	0	0
Enlisted	0	0	0	0	0	0	0
Students	0	0	0	0	0	0	0
Civilians	0	0	62	0	0	0	62
TOTAL	0	0	62	0	0	0	62

Department : ARMY
 Option Package : CO6-2
 Scenario File : C:\COBRA\CO6-2.CBR
 Std Fctrs File : C:\COBRA\TABS95.SFF

TOTAL PERSONNEL REALIGNMENTS (Into BASE X, US):

	1996	1997	1998	1999	2000	2001	Total
Officers	0	0	0	0	0	0	0
Enlisted	0	0	0	0	0	0	0
Students	0	0	0	0	0	0	0
Civilians	0	0	62	0	0	0	62
TOTAL	0	0	62	0	0	0	62

BASE POPULATION (After BRAC Action):

Officers	Enlisted	Students	Civilians
752	4,208	1,121	2,771

TOTAL PERSONNEL IMPACT REPORT (COBRA v5.02) - Page 1/4
 Data As Of 09:57 09/14/1994, Report Created 11:25 11/28/1994

Department : ARMY
 Option Package : C06-2
 Scenario File : C:\COBRA\C06-2.CBR
 Std Fctrs File : C:\COBRA\TAB95.SFF

	Rate	1996	1997	1998	1999	2000	2001	Total
CIVILIAN POSITIONS REALIGNING OUT		0	0	983	0	0	0	983
Early Retirement*	10.00%	0	0	98	0	0	0	98
Regular Retirement*	5.00%	0	0	49	0	0	0	49
Civilian Turnover*	15.00%	0	0	147	0	0	0	147
Civs Not Moving (RIFs)*+		0	0	59	0	0	0	59
Civilians Moving (the remainder)		0	0	630	0	0	0	630
Civilian Positions Available		0	0	353	0	0	0	353
CIVILIAN POSITIONS ELIMINATED		0	0	111	0	0	0	111
Early Retirement	10.00%	0	0	11	0	0	0	11
Regular Retirement	5.00%	0	0	6	0	0	0	6
Civilian Turnover	15.00%	0	0	17	0	0	0	17
Civs Not Moving (RIFs)*+		0	0	7	0	0	0	7
Priority Placement#	60.00%	0	0	67	0	0	0	67
Civilians Available to Move		0	0	3	0	0	0	3
Civilians Moving		0	0	3	0	0	0	3
Civilian RIFs (the remainder)		0	0	0	0	0	0	0
CIVILIAN POSITIONS REALIGNING IN		0	0	983	0	0	0	983
Civilians Moving		0	0	633	0	0	0	633
New Civilians Hired		0	0	350	0	0	0	350
Other Civilian Additions		0	0	0	0	0	0	0
TOTAL CIVILIAN EARLY RETIRMENTS		0	0	109	0	0	0	109
TOTAL CIVILIAN RIFS		0	0	66	0	0	0	66
TOTAL CIVILIAN PRIORITY PLACEMENTS#		0	0	67	0	0	0	67
TOTAL CIVILIAN NEW HIRES		0	0	350	0	0	0	350

* Early Retirements, Regular Retirements, Civilian Turnover, and Civilians Not Willing to Move are not applicable for moves under fifty miles.

+ The Percentage of Civilians Not Willing to Move (Voluntary RIFs) varies from base to base.

Not all Priority Placements involve a Permanent Change of Station. The rate of PPS placements involving a PCS is 50.00%

Department : ARMY
 Option Package : CO6-2
 Scenario File : C:\COBRA\CO6-2.CBR
 Std Fctrs File : C:\COBRA\TABS95.SFF

Base: NATICK RDEC, MA	Rate	1996	1997	1998	1999	2000	2001	Total
CIVILIAN POSITIONS REALIGNING OUT		0	0	983	0	0	0	983
Early Retirement*	10.00%	0	0	98	0	0	0	98
Regular Retirement*	5.00%	0	0	49	0	0	0	49
Civilian Turnover*	15.00%	0	0	147	0	0	0	147
Civs Not Moving (RIFs)*	6.00%	0	0	59	0	0	0	59
Civilians Moving (the remainder)		0	0	630	0	0	0	630
Civilian Positions Available		0	0	353	0	0	0	353
CIVILIAN POSITIONS ELIMINATED		0	0	111	0	0	0	111
Early Retirement	10.00%	0	0	11	0	0	0	11
Regular Retirement	5.00%	0	0	6	0	0	0	6
Civilian Turnover	15.00%	0	0	17	0	0	0	17
Civs Not Moving (RIFs)*	6.00%	0	0	7	0	0	0	7
Priority Placement#	60.00%	0	0	67	0	0	0	67
Civilians Available to Move		0	0	3	0	0	0	3
Civilians Moving		0	0	3	0	0	0	3
Civilian RIFs (the remainder)		0	0	0	0	0	0	0
CIVILIAN POSITIONS REALIGNING IN		0	0	0	0	0	0	0
Civilians Moving		0	0	0	0	0	0	0
New Civilian Hired		0	0	0	0	0	0	0
Other Civilian Additions		0	0	0	0	0	0	0
TOTAL CIVILIAN EARLY RETIRMENTS		0	0	109	0	0	0	109
TOTAL CIVILIAN RIFS		0	0	66	0	0	0	66
TOTAL CIVILIAN PRIORITY PLACEMENTS#		0	0	67	0	0	0	67
TOTAL CIVILIAN NEW HIRES		0	0	0	0	0	0	0

* Early Retirements, Regular Retirements, Civilian Turnover, and Civilians Not Willing to Move are not applicable for moves under fifty miles.

Not all Priority Placements involve a Permanent Change of Station. The rate of PPS placements involving a PCS is 50.00%

Department : ARMY
 Option Package : CO6-2
 Scenario File : C:\COBRA\CO6-2.CBR
 Std Fctrs File : C:\COBRA\TAB595.SFF

Base: ROCK ISLAND ARSENAL, IL	Rate	1996	1997	1998	1999	2000	2001	Total
CIVILIAN POSITIONS REALIGNING OUT								
Early Retirement*	10.00%	0	0	0	0	0	0	0
Regular Retirement*	5.00%	0	0	0	0	0	0	0
Civilian Turnover*	15.00%	0	0	0	0	0	0	0
Civs Not Moving (RIFs)*	6.00%	0	0	0	0	0	0	0
Civilians Moving (the remainder)		0	0	0	0	0	0	0
Civilian Positions Available		0	0	0	0	0	0	0
CIVILIAN POSITIONS ELIMINATED								
Early Retirement	10.00%	0	0	0	0	0	0	0
Regular Retirement	5.00%	0	0	0	0	0	0	0
Civilian Turnover	15.00%	0	0	0	0	0	0	0
Civs Not Moving (RIFs)*	6.00%	0	0	0	0	0	0	0
Priority Placement#	60.00%	0	0	0	0	0	0	0
Civilians Available to Move		0	0	0	0	0	0	0
Civilians Moving		0	0	0	0	0	0	0
Civilian RIFs (the remainder)		0	0	0	0	0	0	0
CIVILIAN POSITIONS REALIGNING IN								
Civilians Moving		0	0	921	0	0	0	921
New Civilians Hired		0	0	593	0	0	0	593
Other Civilian Additions		0	0	328	0	0	0	328
Other Civilian Additions		0	0	0	0	0	0	0
TOTAL CIVILIAN EARLY RETIRMENTS		0	0	0	0	0	0	0
TOTAL CIVILIAN RIFs		0	0	0	0	0	0	0
TOTAL CIVILIAN PRIORITY PLACEMENTS#		0	0	0	0	0	0	0
TOTAL CIVILIAN NEW HIRES		0	0	328	0	0	0	328

* Early Retirements, Regular Retirements, Civilian Turnover, and Civilians Not Willing to Move are not applicable for moves under fifty miles.

Not all Priority Placements involve a Permanent Change of Station. The rate of PPS placements involving a PCS is 50.00%

Department : ARMY
 Option Package : CO6-2
 Scenario File : C:\COBRA\CO6-2.CBR
 Std Fctrs File : C:\COBRA\TABS95.SFF

Base: BASE X, US	Rate	1996	1997	1998	1999	2000	2001	Total
CIVILIAN POSITIONS REALIGNING OUT		0	0	0	0	0	0	0
Early Retirement*	10.00%	0	0	0	0	0	0	0
Regular Retirement*	5.00%	0	0	0	0	0	0	0
Civilian Turnover*	15.00%	0	0	0	0	0	0	0
Civs Not Moving (RIFs)*	6.00%	0	0	0	0	0	0	0
Civilians Moving (the remainder)		0	0	0	0	0	0	0
Civilian Positions Available		0	0	0	0	0	0	0
CIVILIAN POSITIONS ELIMINATED		0	0	0	0	0	0	0
Early Retirement	10.00%	0	0	0	0	0	0	0
Regular Retirement	5.00%	0	0	0	0	0	0	0
Civilian Turnover	15.00%	0	0	0	0	0	0	0
Civs Not Moving (RIFs)*	6.00%	0	0	0	0	0	0	0
Priority Placement#	60.00%	0	0	0	0	0	0	0
Civilians Available to Move		0	0	0	0	0	0	0
Civilians Moving		0	0	0	0	0	0	0
Civilian RIFs (the remainder)		0	0	0	0	0	0	0
CIVILIAN POSITIONS REALIGNING IN		0	0	62	0	0	0	62
Civilians Moving		0	0	40	0	0	0	40
New Civilians Hired		0	0	22	0	0	0	22
Other Civilian Additions		0	0	0	0	0	0	0
TOTAL CIVILIAN EARLY RETIRMENTS		0	0	0	0	0	0	0
TOTAL CIVILIAN RIFS		0	0	0	0	0	0	0
TOTAL CIVILIAN PRIORITY PLACEMENTS#		0	0	0	0	0	0	0
TOTAL CIVILIAN NEW HIRES		0	0	22	0	0	0	22

* Early Retirements, Regular Retirements, Civilian Turnover, and Civilians Not Willing to Move are not applicable for moves under fifty miles.

Not all Priority Placements involve a Permanent Change of Station. The rate of PPS placements involving a PCS is 50.00%

PERSONNEL YEARLY PERCENTAGES (COBRA v5.02)
 Data As Of 09:57 09/14/1994, Report Created 11:25 11/28/1994

Department : ARMY
 Option Package : C06-2
 Scenario File : C:\COBRA\C06-2.CBR
 Std Fctrs File : C:\COBRA\TABS95.SFF

Base: NATICK RDEC, MA

Year	Pers Moved In		MilCon TimePhase	Pers Moved Out/Eliminated		ShutDn TimePhase
	Total	Percent		Total	Percent	
1996	0	0.00%	66.67%	0	0.00%	0.00%
1997	0	0.00%	33.33%	0	0.00%	0.00%
1998	0	0.00%	0.00%	1,215	100.00%	100.00%
1999	0	0.00%	0.00%	0	0.00%	0.00%
2000	0	0.00%	0.00%	0	0.00%	0.00%
2001	0	0.00%	0.00%	0	0.00%	0.00%
TOTALS	0	0.00%	100.00%	1215	100.00%	100.00%

Base: ROCK ISLAND ARSENAL, IL

Year	Pers Moved In		MilCon TimePhase	Pers Moved Out/Eliminated		ShutDn TimePhase
	Total	Percent		Total	Percent	
1995	0	0.00%	0.00%	0	0.00%	16.67%
1997	0	0.00%	100.00%	0	0.00%	16.67%
1993	1,036	100.00%	0.00%	0	0.00%	16.67%
1999	0	0.00%	0.00%	0	0.00%	16.67%
2000	0	0.00%	0.00%	0	0.00%	16.67%
2001	0	0.00%	0.00%	0	0.00%	16.67%
TOTALS	1036	100.00%	100.00%	0	0.00%	100.00%

Base: BASE X, US

Year	Pers Moved In		MilCon TimePhase	Pers Moved Out/Eliminated		ShutDn TimePhase
	Total	Percent		Total	Percent	
1996	0	0.00%	0.00%	0	0.00%	16.67%
1997	0	0.00%	100.00%	0	0.00%	16.67%
1998	62	100.00%	0.00%	0	0.00%	16.67%
1999	0	0.00%	0.00%	0	0.00%	16.67%
2000	0	0.00%	0.00%	0	0.00%	16.67%
2001	0	0.00%	0.00%	0	0.00%	16.67%
TOTALS	62	100.00%	100.00%	0	0.00%	100.00%

TOTAL APPROPRIATIONS DETAIL REPORT (COBRA v5.02) - Page 1/12
 Data As Of 09:57 09/14/1994, Report Created 11:25 11/28/1994

Department : ARMY
 Option Package : CO6-2
 Scenario File : C:\COBRA\CO6-2.CBR
 Std Fctrs File : C:\COBRA\TABS95.SFF

ONE-TIME COSTS -----(\$K)-----	1996 ----	1997 ----	1998 ----	1999 ----	2000 ----	2001 ----	Total -----
CONSTRUCTION							
MILCON	14,001	140,010	0	0	0	0	154,011
Fam Housing	0	0	0	0	0	0	0
Land Purch	0	0	0	0	0	0	0
O&M							
CIV SALARY							
Civ RIF	0	0	1,184	0	0	0	1,184
Civ Retire	0	0	451	0	0	0	451
CIV MOVING							
Per Diem	0	0	1,918	0	0	0	1,918
POV Miles	0	0	135	0	0	0	135
Home Purch	0	0	7,803	0	0	0	7,803
HHG	0	0	4,462	0	0	0	4,462
Misc	0	0	443	0	0	0	443
House Hunt	0	0	1,607	0	0	0	1,607
PPS	0	0	979	0	0	0	979
RITA	0	0	3,334	0	0	0	3,334
FREIGHT							
Packing	0	0	10	0	0	0	10
Freight	0	0	22	0	0	0	22
Vehicles	0	0	0	0	0	0	0
Driving	0	0	0	0	0	0	0
Unemployment	0	0	207	0	0	0	207
OTHER							
Program Plan	3,449	2,587	1,940	0	0	0	7,975
Shutdown	0	0	895	0	0	0	895
New Hire	0	0	388	0	0	0	388
1-Time Move	0	0	30,000	0	0	0	30,000
MIL PERSONNEL							
MIL MOVING							
Per Diem	0	0	35	0	0	0	35
POV Miles	0	0	24	0	0	0	24
HHG	0	0	419	0	0	0	419
Misc	0	0	80	0	0	0	80
OTHER							
Elim PCS	0	0	28	0	0	0	28
OTHER							
HAF / RSE	0	0	2,342	0	0	0	2,342
Environmental	0	0	0	0	0	0	0
Info Manage	0	200	0	0	0	0	200
1-Time Other	0	0	0	0	0	0	0
TOTAL ONE-TIME	17,450	142,796	58,708	0	0	0	218,954

TOTAL APPROPRIATIONS DETAIL REPORT (COBRA v5.02) - Page 2/12
 Data As Of 09:57 09/14/1994, Report Created 11:25 11/28/1994

Department : ARMY
 Option Package : C06-2
 Scenario File : C:\COBRA\C06-2.CBR
 Std Fctrs File : C:\COBRA\TAB95.SFF

RECURRINGCOSTS	1996	1997	1998	1999	2000	2001	Total	Beyond
-----(\$K)-----	----	----	----	----	----	----	-----	-----
FAM HOUSE OPS	0	0	0	0	0	0	0	0
O&M								
RPMA	0	0	7	7	7	7	30	7
BOS	-41	-61	755	755	755	755	2,916	755
Unique Operat	0	0	0	0	0	0	0	0
Civ Salary	0	0	0	0	0	0	0	0
CHAMPUS	0	0	0	0	0	0	0	0
Caretaker	0	0	0	0	0	0	0	0
MIL PERSONNEL								
Off Salary	0	0	0	0	0	0	0	0
Enl Salary	0	0	0	0	0	0	0	0
House Allow	0	0	212	419	419	419	1,469	419
OTHER								
Mission	0	0	0	0	0	0	0	0
Misc Recur	0	0	0	0	0	0	0	0
Unique Other	0	0	0	0	0	0	0	0
TOTAL RECUR	-41	-61	974	1,181	1,181	1,181	4,415	1,181
TOTAL COST	17,408	142,735	59,682	1,181	1,181	1,181	223,369	1,181
ONE-TIME SAVES	1996	1997	1998	1999	2000	2001	Total	
-----(\$K)-----	----	----	----	----	----	----	-----	
CONSTRUCTION								
MILCON	0	0	0	0	0	0	0	
Fam Housing	0	0	0	0	0	0	0	
O&M								
1-Time Move	0	0	0	0	0	0	0	
MIL PERSONNEL								
Mil Moving	0	0	191	0	0	0	191	
OTHER								
Land Sales	0	0	0	0	0	0	0	
Environmental	0	0	0	0	0	0	0	
1-Time Other	0	0	0	0	0	0	0	
TOTAL ONE-TIME	0	0	191	0	0	0	191	
RECURRINGSAVES	1996	1997	1998	1999	2000	2001	Total	Beyond
-----(\$K)-----	----	----	----	----	----	----	-----	-----
FAM HOUSE OPS	0	0	728	1,457	1,457	1,457	5,099	1,457
O&M								
RPMA	0	0	2,418	5,089	5,089	5,089	17,685	5,089
BOS	47	23	1,095	20,578	20,578	20,578	62,900	20,578
Unique Operat	0	0	0	0	0	0	0	0
Civ Salary	0	0	2,553	5,106	5,106	5,106	17,870	5,106
CHAMPUS	0	0	0	0	0	0	0	0
MIL PERSONNEL								
Off Salary	0	0	34	68	68	68	238	68
Enl Salary	0	0	77	154	154	154	540	154
House Allow	0	0	41	80	80	80	280	80
OTHER								
Procurement	0	0	0	0	0	0	0	0
Mission	0	0	0	0	0	0	0	0
Misc Recur	0	0	0	0	0	0	0	0
Unique Other	0	0	0	0	0	0	0	0
TOTAL RECUR	47	23	6,946	32,532	32,532	32,532	104,613	32,532
TOTAL SAVINGS	47	23	7,138	32,532	32,532	32,532	104,804	32,532

TOTAL APPROPRIATIONS DETAIL REPORT (COBRA v5.02) - Page 3/12
 Data As Of 09:57 09/14/1994, Report Created 11:25 11/28/1994

Department : ARMY
 Option Package : CO6-2
 Scenario File : C:\COBRA\CO6-2.CBR
 Std Fctrs File : C:\COBRA\TABS95.SFF

ONE-TIME NET	1996	1997	1998	1999	2000	2001	Total	
----(\$K)----	----	----	----	----	----	----	----	----
CONSTRUCTION								
MILCON	14,001	140,010	0	0	0	0	154,011	
Fam Housing	0	0	0	0	0	0	0	
O&M								
Civ Retir/RIF	0	0	1,635	0	0	0	1,635	
Civ Moving	0	0	20,714	0	0	0	20,714	
Other	3,449	2,587	33,430	0	0	0	39,465	
MIL PERSONNEL								
Mil Moving	0	0	395	0	0	0	395	
OTHER								
HAP / RSE	0	0	2,342	0	0	0	2,342	
Environmental	0	0	0	0	0	0	0	
Info Manage	0	200	0	0	0	0	200	
1-Time Other	0	0	0	0	0	0	0	
Land	0	0	0	0	0	0	0	
TOTAL ONE-TIME	17,450	142,796	58,516	0	0	0	218,762	
RECURRING NET	1996	1997	1998	1999	2000	2001	Total	Beyond
----(\$K)----	----	----	----	----	----	----	----	----
FAM HOUSE OPS	0	0	-728	-1,457	-1,457	-1,457	-5,099	-1,457
O&M								
RPMA	0	0	-2,410	-5,081	-5,081	-5,081	-17,655	-5,081
BOS	-88	-85	-340	-19,824	-19,824	-19,824	-59,984	-19,824
Unique Operat	0	0	0	0	0	0	0	0
Caretaker	0	0	0	0	0	0	0	0
Civ Salary	0	0	-2,553	-5,106	-5,106	-5,106	-17,870	-5,106
CHAMPUS	0	0	0	0	0	0	0	0
MIL PERSONNEL								
Mil Salary	0	0	-111	-222	-222	-222	-778	-222
House Allow	0	0	171	339	339	339	1,190	339
OTHER								
Procurement	0	0	0	0	0	0	0	0
Mission	0	0	0	0	0	0	0	0
Misc Recur	0	0	0	0	0	0	0	0
Unique Other	0	0	0	0	0	0	0	0
TOTAL RECUR	-88	-85	-5,972	-31,351	-31,351	-31,351	-100,197	-31,351
TOTAL NET COST	17,362	142,712	52,544	-31,351	-31,351	-31,351	118,565	-31,351

APPROPRIATIONS DETAIL REPORT (COBRA v5.02) - Page 4/12
 Data As Of 09:57 09/14/1994, Report Created 11:25 11/28/1994

Department : ARMY
 Option Package : CO6-2
 Scenario File : C:\COBRA\CO6-2.CBR
 Std Fctrs File : C:\COBRA\TABS95.SFF

Base: NATICK RDEC, MA	1996	1997	1998	1999	2000	2001	Total
ONE-TIME COSTS	----	----	----	----	----	----	----
-----(\$K)-----							
CONSTRUCTION							
MILCON	0	0	0	0	0	0	0
Fam Housing	0	0	0	0	0	0	0
Land Purch	0	0	0	0	0	0	0
O&M							
CIV SALARY							
Civ RIFs	0	0	1,184	0	0	0	1,184
Civ Retire	0	0	451	0	0	0	451
CIV MOVING							
Per Diem	0	0	1,918	0	0	0	1,918
POV Miles	0	0	135	0	0	0	135
Home Purch	0	0	7,803	0	0	0	7,803
HHG	0	0	4,462	0	0	0	4,462
Misc	0	0	443	0	0	0	443
House Hunt	0	0	1,607	0	0	0	1,607
PPS	0	0	979	0	0	0	979
RITA	0	0	3,334	0	0	0	3,334
FREIGHT							
Packing	0	0	10	0	0	0	10
Freight	0	0	22	0	0	0	22
Vehicles	0	0	0	0	0	0	0
Driving	0	0	0	0	0	0	0
Unemployment	0	0	207	0	0	0	207
OTHER							
Program Plan	3,449	2,587	1,940	0	0	0	7,975
Shutdown	0	0	895	0	0	0	895
New Hires	0	0	0	0	0	0	0
1-Time Move	0	0	30,000	0	0	0	30,000
MIL PERSONNEL							
MI MOVING							
Per Diem	0	0	35	0	0	0	35
POV Miles	0	0	24	0	0	0	24
HHG	0	0	419	0	0	0	419
Misc	0	0	80	0	0	0	80
OTHER							
Elim PCS	0	0	28	0	0	0	28
OTHER							
HAP / RSE	0	0	2,342	0	0	0	2,342
Environmental	0	0	0	0	0	0	0
Info Manage	0	0	0	0	0	0	0
1-Time Other	0	0	0	0	0	0	0
TOTAL ONE-TIME	3,449	2,587	58,319	0	0	0	64,355

APPROPRIATIONS DETAIL REPORT (COBRA v5.02) - Page 5/12
 Data As Of 09:57 09/14/1994, Report Created 11:25 11/28/1994

Department : ARMY
 Option Package : CO6-2
 Scenario File : C:\COBRA\CO6-2.CBR
 Std Fctrs File : C:\COBRA\TABS95.SFF

Base: NATICK RDEC, MA	1996	1997	1998	1999	2000	2001	Total	Beyond
RECURRINGCOSTS								
----(\$K)----	----	----	----	----	----	----	----	----
FAM HOUSE OPS	0	0	0	0	0	0	0	0
O&M								
RPMA	0	0	0	0	0	0	0	0
BOS	0	0	0	0	0	0	0	0
Unique Operat	0	0	0	0	0	0	0	0
Civ Salary	0	0	0	0	0	0	0	0
CHAMPUS	0	0	0	0	0	0	0	0
Caretaker	0	0	0	0	0	0	0	0
MIL PERSONNEL								
Off Salary	0	0	0	0	0	0	0	0
Enl Salary	0	0	0	0	0	0	0	0
House Allow	0	0	0	0	0	0	0	0
OTHER								
Mission	0	0	0	0	0	0	0	0
Misc Recur	0	0	0	0	0	0	0	0
Unique Other	0	0	0	0	0	0	0	0
TOTAL RECUR	0	0	0	0	0	0	0	0
TOTAL COSTS	3,449	2,587	58,319	0	0	0	64,355	0
ONE-TIME SAVES								
----(\$K)----	----	----	----	----	----	----	----	----
CONSTRUCTION								
MILCON	0	0	0	0	0	0	0	0
Fam Housing	0	0	0	0	0	0	0	0
O&M								
1-Time Move	0	0	0	0	0	0	0	0
MIL PERSONNEL								
Mil Moving	0	0	191	0	0	0	191	0
OTHER								
Land Sales	0	0	0	0	0	0	0	0
Environmental	0	0	0	0	0	0	0	0
1-Time Other	0	0	0	0	0	0	0	0
TOTAL ONE-TIME	0	0	191	0	0	0	191	0
RECURRINGSAVES								
----(\$K)----	----	----	----	----	----	----	----	----
FAM HOUSE OPS	0	0	728	1,457	1,457	1,457	5,099	1,457
O&M								
RPMA	0	0	2,418	5,089	5,089	5,089	17,685	5,089
BOS	47	23	1,095	20,578	20,578	20,578	62,900	20,578
Unique Operat	0	0	0	0	0	0	0	0
Civ Salary	0	0	2,553	5,106	5,106	5,106	17,870	5,106
CHAMPUS	0	0	0	0	0	0	0	0
MIL PERSONNEL								
Off Salary	0	0	34	68	68	68	238	68
Enl Salary	0	0	77	154	154	154	540	154
House Allow	0	0	0	0	0	0	0	0
OTHER								
Procurement	0	0	0	0	0	0	0	0
Mission	0	0	0	0	0	0	0	0
Misc Recur	0	0	0	0	0	0	0	0
Unique Other	0	0	0	0	0	0	0	0
TOTAL RECUR	47	23	6,905	32,452	32,452	32,452	104,333	32,452
TOTAL SAVINGS	47	23	7,097	32,452	32,452	32,452	104,524	32,452

APPROPRIATIONS DETAIL REPORT (COBRA v5.02) - Page 6/12
 Data As Of 09:57 09/14/1994, Report Created 11:25 11/28/1994

Department : ARMY
 Option Package : CO6-2
 Scenario File : C:\COBRA\CO6-2.CBR
 Std Fctrs File : C:\COBRA\TABS95.SFF

Base: NATICK RDEC, MA								
ONE-TIME NET	1996	1997	1998	1999	2000	2001	Total	
----(\$K)----	----	----	----	----	----	----	----	
CONSTRUCTION								
MILCON	0	0	0	0	0	0	0	
Fam Housing	0	0	0	0	0	0	0	
O&M								
Civ Retir/RIF	0	0	1,635	0	0	0	1,635	
Civ Moving	0	0	20,714	0	0	0	20,714	
Other	3,449	2,587	33,042	0	0	0	39,077	
MIL PERSONNEL								
Mil Moving	0	0	395	0	0	0	395	
OTHER								
HAP / RSE	0	0	2,342	0	0	0	2,342	
Environmental	0	0	0	0	0	0	0	
Info Manage	0	0	0	0	0	0	0	
1-Time Other	0	0	0	0	0	0	0	
Land	0	0	0	0	0	0	0	
TOTAL ONE-TIME	3,449	2,587	58,128	0	0	0	64,163	
RECURRING NET								
----(\$K)----	----	----	----	----	----	----	Total	Beyond
FAM HOUSE OPS	0	0	-728	-1,457	-1,457	-1,457	-5,099	-1,457
O&M								
RPMA	0	0	-2,418	-5,089	-5,089	-5,089	-17,685	-5,089
BOS	-47	-23	-1,095	-20,578	-20,578	-20,578	-62,900	-20,578
Unique Operat	0	0	0	0	0	0	0	0
Caretaker	0	0	0	0	0	0	0	0
Civ Salary	0	0	-2,553	-5,106	-5,106	-5,106	-17,870	-5,106
CHAMPUS	0	0	0	0	0	0	0	0
MIL PERSONNEL								
Mil Salary	0	0	-111	-222	-222	-222	-778	-222
House Allow	0	0	0	0	0	0	0	0
OTHER								
Procurement	0	0	0	0	0	0	0	0
Mission	0	0	0	0	0	0	0	0
Misc Recur	0	0	0	0	0	0	0	0
Unique Other	0	0	0	0	0	0	0	0
TOTAL RECUR	-47	-23	-6,905	-32,452	-32,452	-32,452	-104,333	-32,452
TOTAL NET COST	3,402	2,563	51,222	-32,452	-32,452	-32,452	-40,169	-32,452

APPROPRIATIONS DETAIL REPORT (COBRA v5.02) - Page 7/12
 Data As Of 09:57 09/14/1994, Report Created 11:25 11/28/1994

Department : ARMY
 Option Package : CO6-2
 Scenario File : C:\COBRA\CO6-2.CBR
 Std Fctrs File : C:\COBRA\TABS95.SFF

Base: ROCK ISLAND ARSENAL, IL	1996	1997	1998	1999	2000	2001	Total
ONE-TIME COSTS	-----	-----	-----	-----	-----	-----	-----
-----(\$K)-----	-----	-----	-----	-----	-----	-----	-----
CONSTRUCTION							
MILCON	14,001	140,010	0	0	0	0	154,011
Fam Housing	0	0	0	0	0	0	0
Land Purch	0	0	0	0	0	0	0
O&M							
CIV SALARY							
Civ RIFs	0	0	0	0	0	0	0
Civ Retire	0	0	0	0	0	0	0
CIV MOVING							
Per Diem	0	0	0	0	0	0	0
POV Miles	0	0	0	0	0	0	0
Home Purch	0	0	0	0	0	0	0
HHG	0	0	0	0	0	0	0
Misc	0	0	0	0	0	0	0
House Hunt	0	0	0	0	0	0	0
PPS	0	0	0	0	0	0	0
RITA	0	0	0	0	0	0	0
FREIGHT							
Packing	0	0	0	0	0	0	0
Freight	0	0	0	0	0	0	0
Vehicles	0	0	0	0	0	0	0
Driving	0	0	0	0	0	0	0
Unemployment	0	0	0	0	0	0	0
OTHER							
Program Plan	0	0	0	0	0	0	0
Shutdown	0	0	0	0	0	0	0
New Hires	0	0	364	0	0	0	364
1-Time Move	0	0	0	0	0	0	0
MIL PERSONNEL							
MIL MOVING							
Per Diem	0	0	0	0	0	0	0
POV Miles	0	0	0	0	0	0	0
HHG	0	0	0	0	0	0	0
Misc	0	0	0	0	0	0	0
OTHER							
Elim PCS	0	0	0	0	0	0	0
OTHER							
HAP / RSE	0	0	0	0	0	0	0
Environmental	0	0	0	0	0	0	0
Info Manage	0	200	0	0	0	0	200
1-Time Other	0	0	0	0	0	0	0
TOTAL ONE-TIME	14,001	140,210	364	0	0	0	154,574

APPROPRIATIONS DETAIL REPORT (COBRA v5.02) - Page 8/12
 Data As Of 09:57 09/14/1994, Report Created 11:25 11/28/1994

Department : ARMY
 Option Package : CO6-2
 Scenario File : C:\COBRA\CO6-2.CBR
 Std Fctrs File : C:\COBRA\TABS95.SFF

Base: ROCK ISLAND ARSENAL, IL

RECURRINGCOSTS	1996	1997	1998	1999	2000	2001	Total	Beyond
----(\$K)----	----	----	----	----	----	----	----	----
FAM HOUSE OPS	0	0	0	0	0	0	0	0
O&M								
RPMA	0	0	7	7	7	7	30	7
BOS	-41	-61	635	635	635	635	2,437	635
Unique Operat	0	0	0	0	0	0	0	0
Civ Salary	0	0	0	0	0	0	0	0
CHAMPUS	0	0	0	0	0	0	0	0
Caretaker	0	0	0	0	0	0	0	0
MIL PERSONNEL								
Off Salary	0	0	0	0	0	0	0	0
Enl Salary	0	0	0	0	0	0	0	0
House Allow	0	0	212	419	419	419	1,469	419
OTHER								
Mission	0	0	0	0	0	0	0	0
Misc Recur	0	0	0	0	0	0	0	0
Unique Other	0	0	0	0	0	0	0	0
TOTAL RECUR	-41	-61	642	642	642	642	3,936	1,061
TOTAL COSTS	13,960	140,148	1,218	1,061	1,061	1,061	158,510	1,061
ONE-TIME SAVES	1996	1997	1998	1999	2000	2001	Total	
----(\$K)----	----	----	----	----	----	----	----	
CONSTRUCTION								
MILCON	0	0	0	0	0	0	0	
Fam Housing	0	0	0	0	0	0	0	
O&M								
1-Time Move	0	0	0	0	0	0	0	
MIL PERSONNEL								
Mil Moving	0	0	0	0	0	0	0	
OTHER								
Land Sales	0	0	0	0	0	0	0	
Environmental	0	0	0	0	0	0	0	
1-Time Other	0	0	0	0	0	0	0	
TOTAL ONE-TIME	0	0	0	0	0	0	0	
RECURRINGSAVES	1996	1997	1998	1999	2000	2001	Total	Beyond
----(\$K)----	----	----	----	----	----	----	----	----
FAM HOUSE OPS	0	0	0	0	0	0	0	0
O&M								
RPMA	0	0	0	0	0	0	0	0
BOS	0	0	0	0	0	0	0	0
Unique Operat	0	0	0	0	0	0	0	0
Civ Salary	0	0	0	0	0	0	0	0
CHAMPUS	0	0	0	0	0	0	0	0
MIL PERSONNEL								
Off Salary	0	0	0	0	0	0	0	0
Enl Salary	0	0	0	0	0	0	0	0
House Allow	0	0	41	80	80	80	280	80
OTHER								
Procurement	0	0	0	0	0	0	0	0
Mission	0	0	0	0	0	0	0	0
Misc Recur	0	0	0	0	0	0	0	0
Unique Other	0	0	0	0	0	0	0	0
TOTAL RECUR	0	0	41	80	80	80	280	80
TOTAL SAVINGS	0	0	41	80	80	80	280	80

APPROPRIATIONS DETAIL REPORT (COBRA v5.02) - Page 9/12
 Data As Of 09:57 09/14/1994, Report Created 11:25 11/28/1994

Department : ARMY
 Option Package : CO6-2
 Scenario File : C:\COBRA\CO6-2.CBR
 Std Fctrs File : C:\COBRA\TABS95.SFF

Base: ROCK ISLAND ARSENAL, IL

ONE-TIME NET	1996	1997	1998	1999	2000	2001	Total	
-----(\$K)-----	----	----	----	----	----	----	-----	-----
CONSTRUCTION								
MILCON	14,001	140,010	0	0	0	0	154,011	
Fam Housing	0	0	0	0	0	0	0	
O&M								
Civ Retir/RIF	0	0	0	0	0	0	0	
Civ Moving	0	0	0	0	0	0	0	
Other	0	0	364	0	0	0	364	
MIL PERSONNEL								
Mil Moving	0	0	0	0	0	0	0	
OTHER								
HAP / RSE	0	0	0	0	0	0	0	
Environmental	0	0	0	0	0	0	0	
Info Manage	0	200	0	0	0	0	200	
1-Time Other	0	0	0	0	0	0	0	
Land	0	0	0	0	0	0	0	
TOTAL ONE-TIME	14,001	140,210	364	0	0	0	154,574	
RECURRING NET								
-----(\$K)-----	----	----	----	----	----	----	-----	-----
FAM HOUSE OPS	0	0	0	0	0	0	0	0
O&M								
RPMA	0	0	7	7	7	7	30	7
BOS	-41	-61	635	635	635	635	2,437	635
Unique Operat	0	0	0	0	0	0	0	0
Caretaker	0	0	0	0	0	0	0	0
Civ Salary	0	0	0	0	0	0	0	0
CHAMPUS	0	0	0	0	0	0	0	0
MIL PERSONNEL								
Mil Salary	0	0	0	0	0	0	0	0
House Allow	0	0	171	339	339	339	1,190	339
OTHER								
Procurement	0	0	0	0	0	0	0	0
Mission	0	0	0	0	0	0	0	0
Misc Recur	0	0	0	0	0	0	0	0
Unique Other	0	0	0	0	0	0	0	0
TOTAL RECUR	-41	-61	814	982	982	982	3,656	982
TOTAL NET COST	13,960	140,148	1,178	982	982	982	158,231	982

APPROPRIATIONS DETAIL REPORT (COBRA v5.02) - Page 10/12
 Data As Of 09:57 09/14/1994, Report Created 11:25 11/28/1994

Department : ARMY
 Option Package : CO6-2
 Scenario File : C:\COBRA\CO6-2.CBR
 Std Fctrs File : C:\COBRA\TAB95.SFF

Base: BASE X, US	1996	1997	1998	1999	2000	2001	Total
ONE-TIME COSTS	----	----	----	----	----	----	----
-----(\$K)-----							
CONSTRUCTION							
MILCON	0	0	0	0	0	0	0
Fam Housing	0	0	0	0	0	0	0
Land Purch	0	0	0	0	0	0	0
O&M							
CIV SALARY							
Civ RIFs	0	0	0	0	0	0	0
Civ Retire	0	0	0	0	0	0	0
CIV MOVING							
Per Diem	0	0	0	0	0	0	0
POV Miles	0	0	0	0	0	0	0
Home Purch	0	0	0	0	0	0	0
HHG	0	0	0	0	0	0	0
Misc	0	0	0	0	0	0	0
House Hunt	0	0	0	0	0	0	0
PPS	0	0	0	0	0	0	0
RITA	0	0	0	0	0	0	0
FREIGHT							
Packing	0	0	0	0	0	0	0
Freight	0	0	0	0	0	0	0
Vehicles	0	0	0	0	0	0	0
Driving	0	0	0	0	0	0	0
Unemployment	0	0	0	0	0	0	0
OTHER							
Program Plan	0	0	0	0	0	0	0
Shutdown	0	0	0	0	0	0	0
New Hires	0	0	24	0	0	0	24
1-Time Move	0	0	0	0	0	0	0
MIL PERSONNEL							
MIL MOVING							
Per Diem	0	0	0	0	0	0	0
POV Miles	0	0	0	0	0	0	0
HHG	0	0	0	0	0	0	0
Misc	0	0	0	0	0	0	0
OTHER							
Elim PCS	0	0	0	0	0	0	0
OTHER							
HAP / RSE	0	0	0	0	0	0	0
Environmental	0	0	0	0	0	0	0
Info Manage	0	0	0	0	0	0	0
1-Time Other	0	0	0	0	0	0	0
TOTAL ONE-TIME	0	0	24	0	0	0	24

APPROPRIATIONS DETAIL REPORT (COBRA v5.02) - Page 12/12
 Data As Of 09:57 09/14/1994, Report Created 11:25 11/28/1994

Department : ARMY
 Option Package : CO6-2
 Scenario File : C:\COBRA\CO6-2.CBR
 Std Fctrs File : C:\COBRA\TABS95.SFF

Base: BASE X, US								
ONE-TIME NET	1996	1997	1998	1999	2000	2001	Total	
-----(\$K)-----	----	----	----	----	----	----	-----	
CONSTRUCTION								
MILCON	0	0	0	0	0	0	0	
Fam Housing	0	0	0	0	0	0	0	
O&M								
Civ Retir/RIF	0	0	0	0	0	0	0	
Civ Moving	0	0	0	0	0	0	0	
Other	0	0	24	0	0	0	24	
MIL PERSONNEL								
Mil Moving	0	0	0	0	0	0	0	
OTHER								
HAP / RSE	0	0	0	0	0	0	0	
Environmental	0	0	0	0	0	0	0	
Info Manage	0	0	0	0	0	0	0	
1-Time Other	0	0	0	0	0	0	0	
Land	0	0	0	0	0	0	0	
TOTAL ONE-TIME	0	0	24	0	0	0	24	
RECURRING NET								
-----(\$K)-----	1996	1997	1998	1999	2000	2001	Total	Beyond
-----(\$K)-----	----	----	----	----	----	----	-----	-----
FAM HOUSE OPS	0	0	0	0	0	0	0	0
O&M								
RPMA	0	0	0	0	0	0	0	0
BOS	0	0	120	120	120	120	479	120
Unique Operat	0	0	0	0	0	0	0	0
Caretaker	0	0	0	0	0	0	0	0
Civ Salary	0	0	0	0	0	0	0	0
CHAMPUS	0	0	0	0	0	0	0	0
MIL PERSONNEL								
Mil Salary	0	0	0	0	0	0	0	0
House Allow	0	0	0	0	0	0	0	0
OTHER								
Procurement	0	0	0	0	0	0	0	0
Mission	0	0	0	0	0	0	0	0
Misc Recur	0	0	0	0	0	0	0	0
Unique Other	0	0	0	0	0	0	0	0
TOTAL RECUR	0	0	120	120	120	120	479	120
TOTAL NET COST	0	0	144	120	120	120	503	120

RPMA/BOS CHANGE REPORT (COBRA v5.02)
Data As Of 09:57 09/14/1994, Report Created 11:25 11/28/1994

Department : ARMY
Option Package : CO6-2
Scenario File : C:\COBRA\CO6-2.CBR
Std Fctrs File : C:\COBRA\TABS95.SFF

Net Change(\$K)	1996	1997	1998	1999	2000	2001	Total	Beyond
RPMA Change	0	0	-2,410	-5,081	-5,081	-5,081	-17,655	-5,081
BOS Change	-88	-85	-340	-19,824	-19,824	-19,824	-59,984	-19,824
Housing Change	0	0	-728	-1,457	-1,457	-1,457	-5,099	-1,457
TOTAL CHANGES	-88	-85	-3,479	-26,362	-26,362	-26,362	-82,739	-26,362



THE ARMY BASING STUDY

**BRAC 95
ALTERNATIVE
DOCUMENTATION
SET**

ALTERNATIVE NO.

CO6-2

SECTION VI

IMPACTS:

**ECONOMIC IMPACT ON COMMUNITIES
COMMUNITY INFRASTRUCTURE
ENVIRONMENTAL**

Economic Impact Data

City: **USA NATICK RESEARCH & DEVELOPMENT CENTER**

Economic Area: **Boston-Worcester-Lawrence-Lowell-Brockton, MA-NH NECMA**

Impact of Proposed BRAC-95 Action at USA NATICK RESEARCH & DEVELOPMENT CENTER

Total Population:	5,664,553
Total Employment of Boston-Worcester-Lawrence-Lowell-Brockton:	2,970,667
Total Personal Income (1991 actual):	\$133,003,704,440
Total Direct and Indirect Job Change:	(3,572)
Potential Total Job Change Over Closure Period (% of 1993 Employment):	(0.1%)

		<u>1994</u>	<u>1995</u>	<u>1996</u>	<u>1997</u>	<u>1998</u>	<u>1999</u>	<u>2000</u>	<u>2001</u>	<u>Total</u>
Relocated Jobs:	MIL	0	0	0	0	(6)	0	0	0	(6)
	CIV	0	0	0	0	0	0	0	0	0
Other Jobs:	MIL	0	0	0	0	(113)	0	0	0	(113)
	CIV	0	0	0	0	(1,213)	0	0	0	(1,213)

Other Pending BRAC Actions at USA NATICK RESEARCH & DEVELOPMENT CENTER (Previous Rounds):

MIL	0	0	0	0	0	0	0	0	0	0
CIV	0	0	0	0	0	0	0	0	0	0

Direct Job Change at USA NATICK RESEARCH & DEVELOPMENT CENTER:

MIL	0	0	0	0	(119)	0	0	0	0	(119)
CIV	0	0	0	0	(1,213)	0	0	0	0	(1,213)
TO	0	0	0	0	(1,332)	0	0	0	0	(1,332)

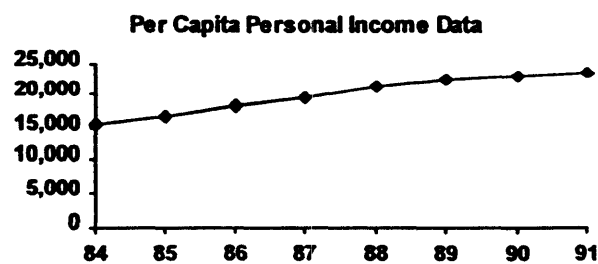
Indirect Job Change: (2,240)

Total Direct and Indirect Job Change: (3,572)

Boston-Worcester-Lawrence-Lowell-Brockton, MA-NH

Employment (1993): 2,970,667

Average Per Capita Income (1991): \$23,480



Annualized Change in Employment (1984-1993)

Annualized Change in Per Capita Personal Income (1984-1991)

Employment: 10,364
 Percentage: 0.4%
 U.S. Average Change: 1.5%

Dollars: \$1,130
 Percentage: 6.1%
 U.S. Average Change: 5.4%

Unemployment Rates for Boston-Worcester-Lawrence-Lowell-Brockton, MA-NH NECMA and the US (1984 - 1993):

	<u>1984</u>	<u>1985</u>	<u>1986</u>	<u>1987</u>	<u>1988</u>	<u>1989</u>	<u>1990</u>	<u>1991</u>	<u>1992</u>	<u>1993</u>
Local	4.7%	3.9%	3.7%	3.1%	3.2%	3.9%	6.0%	8.7%	8.3%	6.7%
U.S.	7.5%	7.2%	7.0%	6.2%	5.5%	5.3%	5.5%	6.7%	7.4%	6.8%

¹ Note: Bureau of Labor Statistics employment data for 1993, which has been adjusted to incorporate revised methodologies and 1993 Bureau of the Census metropolitan area definitions are not fully compatible with 1984 - 1992 data.

Economic Impact Data

Activity: USA NATICK RESEARCH & DEVELOPMENT C

Economic Area: Boston-Worcester-Lawrence-Lowell-Brockton, MA-NH

Cumulative BRAC Impacts Affecting Boston-Worcester-Lawrence-Lowell-Brockton, MA-NH NECMA:

Cumulative Total Direct and Indirect Job Change:	(11,576)
Potential Cumulative Total Job Change Over Closure Period (% of 1993 Employment):	(0.4%)

		<u>1994</u>	<u>1995</u>	<u>1996</u>	<u>1997</u>	<u>1998</u>	<u>1999</u>	<u>2000</u>	<u>2001</u>	<u>Total</u>
Other Proposed BRAC-95 Direct Job Changes in Economic Area:										
Army:	MIL	0	0	0	0	0	0	0	0	0
	CIV	0	0	0	0	0	0	0	0	0
Navy:	MIL	0	0	0	0	0	0	0	0	0
	CIV	0	0	0	0	0	0	0	0	0
Air Force:	MIL	0	0	0	0	0	0	0	0	0
	CIV	0	0	0	0	0	0	0	0	0
Other:	MIL	0	0	0	0	0	0	0	0	0
	CIV	0	0	0	0	0	0	0	0	0
Other Pending Prior BRAC Direct Job Changes in Economic Area:										
Army:	MIL	(17)	(2,535)	0	0	0	0	0	0	(2,552)
	CIV	(374)	(1,188)	(392)	(109)	0	0	0	0	(2,063)
Navy:	MIL	0	(20)	0	0	0	0	0	0	(20)
	CIV	0	0	0	0	0	0	0	0	0
Air Force:	MIL	0	0	0	0	0	0	0	0	0
	CIV	0	0	0	0	0	0	0	0	0
Other:	MIL	0	0	0	0	0	0	0	0	0
	CIV	0	0	0	0	0	0	0	0	0
Cumulative Direct Job Change in Boston-Worcester-Lawrence-Lowell-Brockton, MA-NH NECMA Statistical Area (Including USA NATICK RESEARCH & DEVELOPMENT CENTER)										
	MIL	(17)	(2,555)	0	0	(119)	0	0	0	(2,691)
	CIV	(374)	(1,188)	(392)	(109)	(1,213)	0	0	0	(3,276)
	TO	(391)	(3,743)	(784)	(109)	(1,332)	0	0	0	(5,967)
										Cumulative Indirect Job Change: (5,609)
										Cumulative Total Direct and Indirect Job Change: (11,576)

ASST. ATTORNEY GENERAL

NAME: [REDACTED]

ADDRESS: [REDACTED]

STATE OF MISSISSIPPI

DEPARTMENT OF REVENUE

STATE OF MISSISSIPPI

31

82

1091

122

6

CLOSING

1997
 1998
 1999
 2000
 2001
 2002
 2003
 2004
 2005
 2006
 2007
 2008
 2009
 2010
 2011
 2012
 2013
 2014
 2015
 2016
 2017
 2018
 2019
 2020
 2021
 2022
 2023
 2024
 2025
 2026
 2027
 2028
 2029
 2030
 2031
 2032
 2033
 2034
 2035
 2036
 2037
 2038
 2039
 2040
 2041
 2042
 2043
 2044
 2045
 2046
 2047
 2048
 2049
 2050
 2051
 2052
 2053
 2054
 2055
 2056
 2057
 2058
 2059
 2060
 2061
 2062
 2063
 2064
 2065
 2066
 2067
 2068
 2069
 2070
 2071
 2072
 2073
 2074
 2075
 2076
 2077
 2078
 2079
 2080
 2081
 2082
 2083
 2084
 2085
 2086
 2087
 2088
 2089
 2090
 2091
 2092
 2093
 2094
 2095
 2096
 2097
 2098
 2099
 2100

	1997	1998	1999	2000	2001	2002	2003	2004
0	0	0	0	0	0	0	0	0
0	0	0	0	0	-113	0	0	0
0	0	0	0	0	0	0	0	0
0	0	0	0	0	-1091	0	0	0
0	0	0	0	0	-122	0	0	0
0	0	0	0	0	-6	0	0	0
0	0	0	0	0	0	0	0	0
0	0	0	0	0	0	0	0	0
0	0	0	0	0	0	0	0	0
0	0	0	0	0	0	0	0	0

BRAC 95 SUMMARY OF ENVIRONMENTAL IMPACTS

MACOM AMC Mission Area Commodity Oriented

Installation Natick Research, Development, & Engineering Center

I CONSIDERATIONS FOR REALIGNMENT

Significant

Remarks

Potable water constraint

Potable water capacity near capacity may limit realignment options.

Partial

Remarks

10-20% Acreage Wetlands

Wetlands covering 10% of the installation which may limit realignment options.

Possible

Remarks

Non-attainment Area

Air conformity determination requirement may restrict new operations.

II CONSIDERATIONS FOR CLOSURE

Significant

Remarks

None

Partial

Remarks

None

Possible

Remarks

None

III CONSIDERATIONS FOR DISPOSAL

Significant

Remarks

None

Partial

Remarks

None

Possible

Remarks

FFA/IAG/Consent Agreement

NPL may have FFA/IAG/Consent agreement, which may limit disposal.

IV COMPLIANCE COST ISSUES

>\$50 M

Compliance Cost = \$58 M

V RESTORATION COST ISSUES

None

BRAC 95 SUMMARY OF ENVIRONMENTAL IMPACTS

MACOM AMC Mission Area Commodity Oriented

Installation Rock Island Arsenal

I CONSIDERATIONS FOR REALIGNMENT

Significant

Remarks

None

Partial

Remarks

No TES Bio Assessment/Opinion

TES survey not conducted.

RCRA permitted activity

RCRA permits may be required at receiving installation.

Possible

Remarks

None

II CONSIDERATIONS FOR CLOSURE

Significant

Remarks

None

Partial

Remarks

None

Possible

Remarks

None

III CONSIDERATIONS FOR DISPOSAL

Significant

Remarks

None

Partial

Remarks

No TES Bio Assessment/Opinion

TES survey not conducted.

Possible

Remarks

None

IV COMPLIANCE COST ISSUES

None

V RESTORATION COST ISSUES

None



THE ARMY BASING STUDY

**BRAC 95
ALTERNATIVE
DOCUMENTATION
SET**

**ALTERNATIVE NO.
CO6-2**

SECTION VII

ANALYSTS NOTES

Adjust screen # by adding the BOSMM back and adjust screen # by subtracting the BOSMM #'s from Scenario Chgs

BOSMM requests for following Scenario's

Eq 98 for all:

- ✓1) CO6-1 Natick → Aberdeen PG +51
 5yrs adjusted 31 Oct 94

OF	WO	ENL	USC
36	2	83	783
- ✓2) CO6-2 NATICK → Rock Island Ars +79
 3yrs adjusted 31 Oct 94

OF	WO	ENL	USC
36	2	83	783
- ✓3) CO6-3 NATICK → Ft Benning +57
 1yr adjusted 31 Oct 94

OF	WO	ENL	USC
36	2	83	783
- ✓4) CO7-1 Picatinny → Aberdeen PG +78
 5yrs adjusted 31 Oct 94

OF	WO	ENL	USC
42	1	35	1544

→ Detroit Ars +28

OF	WO	ENL	USC
6	2	0	722
- ✓5) CO7-2 Picatinny → Aberdeen PG +107
 1yrs adjusted 31 Oct 94

OF	WO	ENL	USC
48	3	35	2266
- ✓6) CO7-3 Picatinny → Rock Island Arsenal +97
 3yrs adjusted 31 Oct 94

OF	WO	ENL	USC
48	3	35	2266
- ✓7) LE2-1 ATCOM → Redstone Ars +144
 3yrs adjusted 31 Oct 94

OF	WO	ENL	USC
146	12	84	2975

→ Aberdeen PG +5 ✓ 0/0/0/145

→ Detroit Ars +5 ✓ 0/0/0/154

→ Ft. Monmouth +5 ✓ 0/0/0/167
- ✓8) LE2-8 ATCOM → Fort Benning +10 ✓
 5yrs adjusted 31 Oct 94

OF	WO	ENL	USC
0	0	0	145
- ✓9) LE2-9 ATCOM → Rock Island Ars +1
 1yr adjusted 31 Oct 94

OF	WO	ENL	USC
0	0	0	145

DEPARTMENT OF THE ARMY
HEADQUARTERS, U.S. ARMY MATERIEL COMMAND
5001 EISENHOWER AVENUE, ALEXANDRIA, VA 22333 - 0001



REPLY TO
ATTENTION OF

AMCSO




27 OCTOBER 1994

MEMORANDUM FOR Ms. Skidsmore, DA TABS

SUBJECT: NATICK BASOPS REDUCTION

1. As the result of a detailed review by HQ, AMC BRAC office of the NATICK TDA (UIC W038AA, CNUM X10295, EDATE 941101), NATICK BASOPS reduction is 190 civilian spaces and 6 military spaces (1 officer and 5 enlisted). This reduction does not include any add backs required as a result of being resident upon another installation.
2. Point of contact for this action is Mr. Paul Mui, 274-8155.
3. AMC -- America's Arsenal for the Brave.


MICHAEL C. SANDUSKY
Chief, Special Analysis
Office

OCT 3, 1994

MEMORANDUM FOR RECORD

SUBJECT: MEETING BETWEEN MR. CHIP LAROUSE (PENTAGON), MR. FRANK GRAZIANO (HQ, AMC), MR. LARRY SEARS (MEA BRAC REP.)

MR. LAROUSE EXPLAINED THE ASSUMPTIONS USED IN DERIVING SQUARE FOOTAGE OF ADMIN AND RDTE CONSTRUCTION THAT WOULD BE REQUIRED IF PICATINNY AND NATICK WERE CLOSED. HE ALSO EXPLAINED THAT FOR AN INITIAL COBRA RUN, HE WOULD BASE HIS ESTIMATE FOR MOVEMENT OF EQUIPMENT ON 50% OF THEIR COST FOR RDTE CONSTRUCTION. I ADVISED MS. SKIDMORE OF THE TABS OFFICE THAT IF SHE WERE USING THIS ESTIMATE PROVIDED BY MR. VALONE FOR SOME SENARIOS THEN SHE SHOULD EXTRAPOLATE THE SAME RATIONALE TO ALL THE SENARIOS. I ALSO DERIVED THAT \$19.45 MILLION OF CONSTRUCTION AVOIDANCE WOULD BE REALIZED IF PICATINNY WERE CLOSED BY FY96. THIS DATA WAS GLEANED FROM THE ACSIM REPORT. THE NOMENCLATURE, COST AND CONSTRUCTION NUMBER ARE ATTACHED.

Larry Sears
LARRY SEARS
MANAGEMENT ANALYST
AMCMEA

* Called L. Sears 19 Oct 94 /0830. ref: Construction Avoidance Costs for Picatinny FY96 vs. FY98. If Picatinny closed in FY98 would there be more Construction Avoidance? No use the same cost \$19.45 for FY98. Applicable to all Picatinny runs

Does this incl Family Housing? No

Staffed w/ Joe Vallore - AMC rpt does not match up w/ his MILCON data - send hold staff w/ ACSIM.

* Rec'd via fax 3 Oct 94/0915 for info: implementation to COBRA

FACSIMILE TRANSMISSION



REPLY TO
ATTENTION OF

DEPARTMENT OF THE ARMY
HEADQUARTERS, U.S. ARMY MATERIEL COMMAND
5001 EISENHOWER AVENUE, ALEXANDRIA, VA 22333 - 0001



AMCSO

27 OCTOBER 1994

MEMORANDUM FOR THE ARMY BASING STUDY OFFICE,
ATTN: LTC DAVE POWELL

SUBJECT: BRAC 95 - Facilities and Equipment Costs

1. Reference meeting between Ms. Skidmore, TABS, and HQ, AMC personnel, 24 October 1994.
2. The meeting covered select candidates under consideration in BRAC 95. One of the areas of discussion and particular concern was the methodology being employed by HQDA to calculate refacilitization and equipment costs for candidates. In order to provide realistic data for cost benefit analyses, we have performed a more detailed analysis, as versus macro-level equational computations bearing little or no relationship to the nature of the work performed.
3. The purpose of this memo is to provide you with the data promised in the meeting. This memo provides data for NRDEC.
 - a. Encl 1 - cost to replicate all AMC mission occupied facility now at NRDEC with the exception of building #2.
 - b. Encl 2 - cost to replicate building #2.
 - c. Encl 3 - cost to replicate "other" Army (non-AMC) occupied facility (incidentally Tri-Service datacall said \$20M R.P. and \$22M for equipment.
 - d. Encl 4 - AMC facility that do not need to be replicate or are non-Army occupied.
4. The overall point of contact for BRAC 95 is Mr. Daryl Powell. The point of contact for this action is Mr. Frank Graziano, 274-9294.
5. We will provide information on the other candidate discussed at the reference meeting under separate cover.

Handwritten notes at the bottom of the page, including a date "26 Oct 1994".

AMCSO

SUBJECT: BRAC 95 - Facilities and Equipment Costs

6. AMC -- America's Arsenal for the Brave.



MICHAEL C. SANDUSKY
Chief, Special Analysis
Office

4 encl
as

CLOSE HOLD

A. AMC needs (for NRDEC to Base X), estimated cost:

1. Real Property


- a) ENCL 1 - \$73M in FY98 ("S" in column "X" designates RDTE facilities that in most cases would be inappropriate candidates for Rock Island's "Stone Shops" (see TriService datacall for Labs, these were identified as "unique or very special use facilities")
- b) ENCL 2 - \$42M in FY98; bldg #00002 is a unique and expensive facility which we just recently spent \$18M upgrading (a very good example of why all of NRDEC's RDTE can't go into the "Stone Shops" (ACSIMS proposal I heard at TABS mtg, 10\24\94)).

2. Equipment, \$29M (NRDEC prepared breakout of input provided for TriService datacall for Labs)

B. "OTHER" ARMY (non-AMC) - see ENCL 3 (NRDEC prepared breakout of input provided TriService datacall for Labs says: replacement cost of bldg #00042 is \$20M and equipment in bldg costs \$22M).

C. General notes\cmts

1. Programed Amounts (PA) were calculated using unit cost\project cost\FY growth factors found in the Headquarters, Real Property Planning System (HQRPLANS)
2. See column "IN_USE" for estimate of currently occupied space in each bldg
3. ENCL 4 - List of bldgs that are non-Army occupied or do not need to be replicated
4. Does not include admin\special computer space for folks\functions coming out of the Fed Ctr, St Louis


10/26/94

CLOSE HOLD

ENC 1

UIC	UICEXT	CUSTID	X	FCG	CATCD	CAT_DESC	IFAC	IN_USE	ITAREA	FY94PA	
			S	+31010	31050	HUMAN ENGR LAB	00003	75%	92,135	\$14,855,470	
			S	+31010	31050	HUMAN ENGR LAB	00004	60%	80,512	\$10,385,140	
			S	+31010	31050	HUMAN ENGR LAB	00016	60%	14,911	\$1,923,351	
			S	+31010	31050	HUMAN ENGR LAB	00036	80%	36,915	\$6,348,825	
									SubTotal, FCG	\$33,512,785	
			S	+31910	31910	NONMET MAT FAC	00005	60%	48,249	\$4,987,255	
									SubTotal, FCG	\$4,987,255	
			X	+42100	44160	RADA STOR WHSE	00089	100%	220	\$41,120	
									SubTotal, FCG	\$41,120	
			X	61050	61050	ADMIN GEN PURP	00001	75%	29,355	\$2,907,664	
									SubTotal, FCG	\$2,907,664	
		03									
			X	61050	61050	ADMIN GEN PURP	00001	75%	1,360	\$134,710	
									SubTotal, FCG	\$134,710	
									SubTotal, UIC	\$41,583,534	
		W038-A									
			01								
			05								
			X	61050	61050	ADMIN GEN PURP	00001	75%	580	\$57,450	
									SubTotal, FCG	\$57,450	
			02								
			06								
			S	+31010	31050	HUMAN ENGR LAB	00003	75%	1,000	\$161,236	
									SubTotal, FCG	\$161,236	
			X	61050	61050	ADMIN GEN PURP	00001	75%	9,510	\$941,982	
									SubTotal, FCG	\$941,982	

CLOSE HOLD

CLOSE HOLD

UIC	UICEXT	CUSTID	X	FCG	CATCD	CAT_DESC	IFAC	IN_USE	ITAREA	FY84PA	
	03										
		07									
			S	+31010	31050	HUMAN ENGR LAB	00003	75%	6,975	\$1,124,620	
			S	+31010	31050	HUMAN ENGR LAB	00004	60%	12,515	\$1,614,294	
			S	+31010	31050	HUMAN ENGR LAB	00036	80%	3,115	\$535,733	
									SubTotal, FCG		\$3,274,647
			S	+31910	31910	NONMET MAT FAC	00005	60%	9,110	\$941,655	
									SubTotal, FCG		\$941,655
	05										
		10									
			X	61050	61050	ADMIN GEN PURP	00001	75%	850	\$84,194	
									SubTotal, FCG		\$84,194
	06										
		11									
			X	61050	61050	ADMIN GEN PURP	00001	75%	5,550	\$549,737	
									SubTotal, FCG		\$549,737
	08										
		13									
			S	+31010	31050	HUMAN ENGR LAB	00003	75%	3,010	\$485,320	
			X	+31010	31050	HUMAN ENGR LAB	00044	50%	2,654	\$285,280	
			S	+31010	31050	HUMAN ENGR LAB	00066	50%	1,500	\$161,236	
			X	+31010	31050	HUMAN ENGR LAB	00077	50%	1,500	\$161,236	
									SubTotal, FCG		\$1,093,072
	09										
		14									
			X	44200	44220	GEN PURPSE WHSE	00020	95%	21,848	\$1,584,200	
									SubTotal, FCG		\$1,584,200
			X	61050	61050	ADMIN GEN PURP	00001	75%	1,465	\$145,111	

CLOSE HOLD

CLOSE HOLD

UIC	UICEXT	CUSTID	X	FCG	CATCD	CAT_DESC	IFAC	IN_USE	ITAREA	FY94PA	
			S	61050	61021	[LAB]	00045	50%	56,445	\$3,727,317	
									SubTotal, FCG	\$3,872,428	
	10										
		15									
			S	+31010	31050	HUMAN ENGR LAB	00003	75%	3,630	\$585,286	
			S	+31010	31050	HUMAN ENGR LAB	00004	60%	7,485	\$965,481	
			S	+31010	31050	HUMAN ENGR LAB	00016	60%	3,050	\$393,416	
			S	+31010	31050	HUMAN ENGR LAB	00036	80%	23,495	\$4,040,787	
									SubTotal, FCG	\$5,984,969	
	11										
		16									
			x	61050	61050	ADMIN GEN PURP	00001	75%	6,090	\$603,225	
									SubTotal, FCG	\$603,225	
	13										
		20									
			S	+31010	31050	HUMAN ENGR LAB	00003	75%	12,950	\$2,088,005	
			S	+31010	31050	HUMAN ENGR LAB	00004	60%	8,515	\$1,098,339	
			S	+31010	31050	HUMAN ENGR LAB	00016	60%	3,135	\$404,380	
									SubTotal, FCG	\$3,590,723	
	15										
		24									
			S	+31010	31050	HUMAN ENGR LAB	00003	75%	470	\$75,781	
									SubTotal, FCG	\$75,781	
			x	61050	61050	ADMIN GEN PURP	00001	75%	7,075	\$700,791	
			x	61050	61065	TECH LIBRARY	00078	100%	2,678	\$353,681	
									SubTotal, FCG	\$1,054,472	
									SubTotal, UIC	\$23,869,772	
		FY98PA		\$73,451,700							
										* GRAND TOTAL (FY94 dollars with 1.00 location factor)	\$85,453,306

CLOSE HOLD

CLOSE HOLD

* MUST be the CUST FOR #2 TO THIS QUOTE



REPLY TO
ATTENTION OF

DEPARTMENT OF THE ARMY
U.S. ARMY AVIATION AND TROOP COMMAND
NATICK RESEARCH, DEVELOPMENT AND ENGINEERING CENTER
NATICK, MA
01760-5026



SATNC-D

27 JUN 1994

MEMORANDUM FOR Deputy Chief of Staff for Engineering, Housing,
Environment and Installation Logistics,
ATTN: AMCEN-F (Mr. Charles Thomas)
5001 Eisenhower Avenue, Alexandria, VA
22333-0001

SUBJECT: Increase Project Approved for Natick's Climatic
Chambers Project

1. Request the Climatic Chamber Repair Project #38523 be increased from its approved amount of \$17.5M to \$18.6M.
2. During construction a number of construction modifications had to be made to do all the environmentally significant repairs. Enclosure 1 are fact sheets for this project prepared by the New York District Corps of Engineers. Justification for significant job changes is at enclosure 2. All major components have been removed and problem areas identified. It is very unlikely that any additional changes will be requested.
3. A detailed replacement cost estimate based on current construction cost is at enclosure 3.
4. POC at Natick is the undersigned, DSN 256-5400, Commercial (508) 651-5400.

ANTHONY G. CAMPANO
Acting Director
Public Works Directorate

3 Encls

CF:
CDR, USAMC I&SA, ATTN: AMXEN-C, (D. Tredrea), Rock Island, IL
61299-7190
CDR, ATCOM, ATTN: SATAI-F, (D. Woodruff), 4300 Goodfellow Blvd,
St. Louis, MO 63120-1798

CLOSE HOLD

CLOSE HOLD

BLDG
#2

Replacement Cost Estimate - 16 June 1994

1. Total estimated replacement cost when project was designed and ready for approval was: (as of 3 Dec 91) \$36,245,000.00

2. To bring this up to current day prices the DoD inflation rate for construction was used and these rates are as follows:

92 = 1.0300%
93 = 1.0270%
94 = 1.0250%

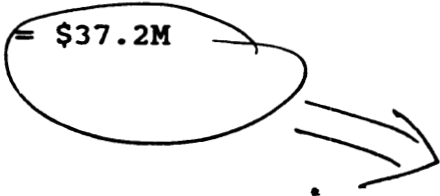
92 (1.0300%) \$36,245,000.00 = \$373,324.00

93 (1.0270%) \$36,618,323.00 = \$376,070.00

94 (1.0250%) \$36,994,393.00 = \$189,596.00

²
As of 16 June 1994 = \$37.2M

3. Half of 37.2 is 18.6 M



FY98
ESTIMATED
COST
\$41.7mil

2/29
19/25/94

~~SECRET~~

CLOSE HOLD

UIC	UICEXT	CUSTID	X	FCG	CATCD	CAT_DESC	IFAC	IN_USE	ITAREA	FY94PA
W03WAA										
		26								
			0	+31010	31050	HUMAN ENGR LAB	00003	75%	1,010	\$162,848
									SubTotal, FCG	\$162,848
			0	+31910	31920	LAB GEN PURP	00042	98%	76,952	\$12,991,760
									SubTotal, FCG	\$12,991,760
									SubTotal, UIC	\$13,154,608
FY98PA		\$14,762,102							GRAND TOTAL (FY94 dollars with 1.00 location factor)	<u>\$13,154,608</u>

Handwritten: 2/15/95
ENCLOSURE

CLOSE HOLD

CLOSE HOLD

UIC . UICEXT CUSTID X FCG CATCD CAT_DESC IFAC IN_USE ITAREA

CLOSE HOLD

74022	74022	SKILL DEV CTR	00014		866
74024	74024	SKILL CTR/AUTO	00014		322
14185	14185	CO HQ BLDG	00015		1,728
+82100	82120	HEAT PLANT OIL	00019		0
74046	74047	OPEN DINING NCO	00038		530
71100	71114	COM GRD/WO	00054		0
74032	74032	GUEST HOUSE	00054		2,325
+84100	84131	WATER WELL W/PS	00063		0
74014	74014	CHILD SUPP CTR	00092		2,400

N62367

18

+31010	31050	HUMAN ENGR LAB	00007	65%	13,290
61050	61050	ADMIN GEN PURP	00086	90%	16,000

W038-A

04

09

74046	74048	OPEN DIN OFF	00032		10,368
74046	74047	OPEN DINING NCO	00038		1,600
x74003	74007	BATH HOUSE	00040		1,598
x74003	74009	BOATHOUSE	00075		640
74024	74024	SKILL CTR/AUTO	00076		1,000
x74003	74009	BOATHOUSE	00082		150

NRDEC

10/25/94

Page 1/5

CLOSE HOLD

770
10/25/94
ENC 4

UIC	UICEXT	CUSTID	X	FCG	CATCD	CAT_DESC	IFAC	IN_USE	ITAREA
	05								
		10							
				x87110	87230	SENTRY STATION	00039		200
				x87110	87230	SENTRY STATION	S0006		85
	09								
		14							
				x89080	83311	INCINERATOR BLD	00013	100%	150
				+21435	21440	VEH C/REB DEP	00014	100%	12,239
				+82100	82120	HEAT PLANT OIL	00019		9,750
				+84127	84190	OTHER	00021		100
				44240	44240	INFLAM MAT STHS	00022	100%	288
				+84127	84190	OTHER	00023		168
				44200	74081	SELF SV SUP CTR	00045	50%	3,400
				44240	44240	INFLAM MAT STHS	00062	100%	320
				+84100	84131	WATER WELL W/PS	00063		288
				x89080	89046	COMB AC HT BLDG	00067		3,800
				44240	44240	INFLAM MAT STHS	00068	100%	320
				21900	21922	ENTOMOLOGY FAC	00073		400
				+81100	81160	STANDBY GENERAT	00074		0
				44200	44222	STORAGE SHED	00079	100%	960
				44240	44240	INFLAM MAT STHS	00083	100%	320
				44240	44240	INFLAM MAT STHS	00085	100%	320
				x45110	45210	OPEN STR AREA	00801	100%	3,980
				+85100	85110	ROADS PAVED	00802		32,292
				x85130	85130	ROADS UNTREATED	00803		1,933
				85215	85215	NON ORG VEH PRK	00804		54,060
				x85217	85220	SIDEWALK	00805		6,807

CLOSE HOLD

CLOSE HOLD

CLOSE HOLD

UIC	UICEXT	CUSTID	X	FCG	CATCD	CAT_DESC	IFAC	IN_USE	ITAREA
				+85100	85190	OTHER		00806	12,270
				11320	11130	HLP&HEL PARK		00807	178
				44260	44260	TRANSIT SHED		T0024 100%	6,400
				44260	44260	TRANSIT SHED		T0025 100%	6,400
				44260	44260	TRANSIT SHED		T0026 100%	2,400
				44260	44260	TRANSIT SHED		T0027 100%	2,400
11									
	16								
				74010	74010	AUDTM GEN PURP		00001	4,560
				17120	17120	GEN INST BLDG		00080 2%	2,460
12									
	19								
				74064	74064	POST RESTAURANT		00001	6,000
15									
	24								
				74041	74040	LIBRARY BRNCH		00004	9,353
18									
	28								
				72100	72111	ENL BKS W/O DIN		00015	16,381
				72200	72210	ENL DIN FAC		00015	5,010
19									
	29								
				71100	71113	LTC/MAJOR		00046	3,304
				71100	71113	LTC/MAJOR		00047	3,304
				71100	71113	LTC/MAJOR		00048	3,304
				71100	71113	LTC/MAJOR		00049	3,304
				71100	71113	LTC/MAJOR		00050	3,304
				71100	71114	COM GRDWO		00051	5,748

NRDEC

10/25/94

Page 3/5

CLOSE HOLD

CLOSE HOLD

UIC	UICEXT	CUSTID	X	FCG	CATCD	CAT_DESC	IFAC	IN_USE	ITAREA
				71100	71114	COM GRD/WO		00052	4,311
				71100	71114	COM GRD/WO		00053	4,650
				71100	71114	COM GRD/WO		00054	2,325
				74032	74032	GUEST HOUSE		00054	0
				x71410	71410	DETACH GARAGES		00055	1,680
				x71410	71410	DETACH GARAGES		00056	1,920
				71100	71111	GENERAL		00058	3,255
				71100	71112	COLONEL		00059	2,322
				71100	71112	COLONEL		00060	2,322
				x71410	71420	DETACH STR BLDG		0051A	55
				x71410	71420	DETACH STR BLDG		0051B	55
				x71410	71420	DETACH STR BLDG		0052A	55
				x71410	71420	DETACH STR BLDG		0052B	55
				x71410	71420	DETACH STR BLDG		0053A	55
				x71410	71420	DETACH STR BLDG		0053B	55
				x71410	71420	DETACH STR BLDG		0054A	55
				x71410	71420	DETACH STR BLDG		0054B	55
				x71410	71420	DETACH STR BLDG		0059A	68
				x71410	71420	DETACH STR BLDG		0060A	68

22

37

				x74003	74023	CREDIT UNION		00004	1,000
				74053	74050	EXCHANGE BRANCH		00004 60%	1,800

W03WAA

26

				x12110	12530	PUMP STA AG		00010	200
--	--	--	--	--------	-------	-------------	--	-------	-----

NRDEC

10/25/94

Page 4/5

CLOSE HOLD

CLOSE HOLD

UIC	UICEXT	CUSTID	X	FCG	CATCD	CAT_DESC	IFAC	IN_USE	ITAREA
W2JJ03									
		34							
				55010	55010	CLINIC W/O BEDS	00030	100%	7,770
W3TVAA									
		04							
				61050	61050	ADMIN GEN PURP	00001	75%	805
				x13120	13120	COMM CENTER	00008		2,500

CLOSE HOLD