



REPLY TO
ATTENTION OF

DEPARTMENT OF THE ARMY
DEPUTY CHIEF OF STAFF, G-8
700 ARMY PENTAGON
WASHINGTON DC 20310-0700
HSA-JCSG-D-05-163

03 MAR 2005

DAPR-ZB

MEMORANDUM FOR CHAIRMAN, INFRASTRUCTURE STEERING GROUP (ISG)

SUBJECT: Headquarters and Support Activities Joint Cross-Service Group (HSA JCSG)
Submission of Candidate Recommendation HSA-0131 for BRAC 2005

1. Reference memorandum, Chairman ISG, 2 Dec 04, subject: Submittal of BRAC 2005 Candidate Recommendations.

2. OSD General Counsel has reviewed the enclosed candidate recommendation for HSA JCSG:

HSA-0131, Consolidate Counterintelligence Field Activity and Defense Security Service at MCB Quantico, VA.

3. Direct questions pertaining to this HSA JCSG recommendation to COL Carla Coulson or COL Chris Philbrick at 696-9448 (ext. 136, or ext 134).

Encl

DONALD C. TISON
Assistant Deputy Chief of Staff, G-8
Chairman HSA JCSG

Coordination:

 as modified 3/3/05
OSD Office of the General Counsel

MILITARY VALUE ANALYSIS RESULTS REPORTS, 02-07-05

HSA-

Rank	Installation/Activity	Military Value
1	(I)FORT BLISS	0.9156
2	(I)Wright-Patterson AFB	0.9144
3	(I)FORT SAM HOUSTON	0.9138
4	(I)Offutt AFB	0.9120
5	(I)Peterson AFB	0.9119
6	(I)Francis E. Warren AFB	0.9080
7	(I)MacDill AFB	0.9076
8	(I)Robins AFB	0.9072
9	(I)Langley AFB	0.9069
10	(I)Shaw AFB	0.9064
11	(I)Cannon AFB	0.9052
12	(I)FORT KNOX	0.9042
13	(I)McChord AFB	0.9035
14	(I)Hurlburt Field	0.9033
15	(I)Fairchild AFB	0.9032
16	(I)FORT SILL	0.9031
17	(I)Charleston AFB	0.9027
18	(I)Sheppard AFB	0.9012
19	(I)Ellsworth AFB	0.8989
20	(I)Kirtland AFB	0.8989
21	(I)Davis-Monthan AFB	0.8983
22	(I) Nellis AFB	0.8972
23	(I)Eglin AFB	0.8971
24	(I)Lackland AFB	0.8966
25	(I)Hill AFB	0.8964
26	(I)Malmstrom AFB	0.8960
27	(I)Tyndall AFB	0.8946
28	(I)Buckley AFB	0.8943
29	(I)Pope AFB	0.8939
30	(I)Little Rock AFB	0.8929
31	(I)McConnell AFB	0.8928
32	(I)Minot AFB	0.8922
33	(I)Barksdale AFB	0.8919
34	(I)Grand Forks AFB	0.8917
35	(I)Columbus AFB	0.8911
36	(I)Homestead ARS	0.8909
37	(I)Keesler AFB	0.8907
38	(I)Maxwell AFB	0.8906
39	(I)Tinker AFB	0.8892
40	(I)Naval Weapons Station Charleston	0.8891
41	(I)Marine Corps Air Station Cherry Point	0.8867
42	(I)Bolling AFB	0.8864
43	(I)FORT EUSTIS	0.8853
44	(I)FORT BELVOIR	0.8848
45	(I)Randolph AFB	0.8846
46	(I)Saufley Field	0.8827
47	(I)Andrews AFB	0.8827
48	(I)REDSTONE ARSENAL	0.8821
49	(I)Naval Air Station Jacksonville	0.8818
50	(I)Henderson Hall	0.8803
51	(I)FORT RILEY	0.8801
52	(I)Washington Navy Yard	0.8780
53	(I)Naval Support Activity Mechanicsburg	0.8777
54	(I)Dyess AFB	0.8775
55	(I)Naval Air Station Pensacola	0.8762
56	(I)FORT BRAGG	0.8762
57	(I)Naval Support Activity New Orleans, LA	0.8758
58	(I)FORT GORDON	0.8758
59	(I)Hickam AFB	0.8754
60	(I)Joint Reserve Base New Orleans	0.8747
61	(I)Marine Corps Base Quantico	0.8744
62	(I)FORT DRUM	0.8741
63	(I)Marine Corps Base Camp Lejeune	0.8740
64	(I)FORT LEAVENWORTH	0.8739
65	(I)Anacostia Annex	0.8731
66	(I)Naval Research Laboratory	0.8730
67	(I)March ARB	0.8722
68	(I)Elmendorf AFB	0.8719
69	(I)FORT MYER	0.8718
70	(I)Marine Corps Base Hawaii Kaneohe	0.8716
71	(I)FORT RUCKER	0.8712
72	(I)FORT BENNING	0.8711
73	(I)FORT JACKSON	0.8704
74	(I)Naval Station Norfolk	0.8692
75	(I)FORT DETRICK	0.8686
76	(I)Naval Station Pearl Harbor	0.8674
77	(I)FORT STEWART	0.8670
78	(I)FORT LEONARD WOOD	0.8651
79	(I)FORT CARSON	0.8649
80	(I)Eielson AFB	0.8648
81	(I)FORT HOOD	0.8648

Rank	Installation/Activity	Military Value
82	(I)Brooks City-Base	0.8646
83	(I)FORT HUACHUCA	0.8644
84	(I)Joint Reserve Base Fort Worth	0.8637
85	(I)McGuire AFB	0.8636
86	(I)Vandenberg AFB	0.8635
87	(I)Marine Corps Support Activity Kansas City	0.8635
88	(I)FORT MEADE	0.8631
89	(I)Naval Air Station Meridian	0.8628
90	(I)Scott AFB	0.8623
91	(I)Mountain Home AFB	0.8623
92	(I)FORT MCNAIR	0.8621
93	(I)FORT LEE	0.8621
94	(I)Naval Air Station Corpus Christi	0.8621
95	(I)ABERDEEN PROVING GROUND	0.8602
96	(I)NAVSUPPACT DAHLGREN	0.8582
97	(I)Marine Corps Air Station Beaufort	0.8577
98	(I)National Naval Medical Center Bethesda	0.8574
99	(I)Naval Air Station Brunswick	0.8572
100	(I)Marine Corps Air Station Miramar	0.8569
101	(I)FORT MONROE	0.8568
102	(I)Naval Station San Diego	0.8560
103	(I)FORT MCPHERSON	0.8559
104	(I)Naval Station and Undersea Warfare Center Newport	0.8532
105	(I)CARLISLE BARRACKS	0.8521
106	(I)FORT LEWIS	0.8505
107	(I)Luke AFB	0.8504
108	(I)Naval Submarine Support Base Kings Bay	0.8502
109	(I)FORT WAINWRIGHT	0.8488
110	(I)Beale AFB	0.8476
111	(I)Naval Air Station Whiting Field	0.8469
112	(I)Arlington Service Center	0.8466
113	(I)FORT RICHARDSON	0.8461
114	(I)Naval Air Station Key West	0.8449
115	(I)SCHOFIELD BARRACKS	0.8439
116	(I)Potomac Annex, Washington DC	0.8432
117	(I)Naval Support Activity Norfolk	0.8424
118	(I)FORT SHAFTER	0.8414
119	(I)NAVSUPPACT INDIAN HEAD	0.8413
120	(I)NAVSTA ANNAPOLIS	0.8407
121	(I)Naval Amphibious Base Coronado	0.8407
122	(I)Marine Corps Base Hawaii Camp Smith	0.8396
123	(I)Travis AFB	0.8365
124	(I)Naval Air Station North Island	0.8331
125	(I)FORT POLK	0.8324
126	(I)Naval Support Activity Millington	0.8318
127	(I)WALTER REED ARMY MEDICAL CENTER	0.8256
128	(I)FORT MCCOY	0.8190
129	(I)FORT MONMOUTH	0.8149
130	(I)FORT HAMILTON	0.8149
131	(I)FORT GILLEM	0.8147
132	(I)FORT DIX	0.8095
133	(I)Altus AFB	0.8020
134	(I)Naval Air Station Whidbey Island	0.8013
135	(I)Joint Reserve Base Willow Grove	0.7983
136	(I)FORT A P HILL	0.7975
137	(I)Seymour Johnson AFB	0.7973
138	(I)Naval Air Station Patuxent River Webster Field	0.7946
139	(I)Naval Station Everett	0.7925
140	(I)Whiteman AFB	0.7917
141	(I)Dover AFB	0.7917
142	(I)Marine Corps Base Camp Pendleton	0.7875
143	(I)Naval Air Engineering Station Lakehurst	0.7794
144	(I)Naval Air Station Patuxent River	0.7774
145	(I)FORT CAMPBELL	0.7550
146	(I)Naval Submarine Base Bangor	0.7515
147	(I)Vance AFB	0.7476
148	(I)Naval Air Station Point Mugu	0.7113
149	(AB)COMNAVRESFOR NSA NOLA	0.5515
150	(A)CAA	0.5212
151	(A)AF Review Boards Agency	0.5212
152	(A)USA Force Mgmt Support Agency, HQ DA-GS	0.5058
153	(A)COMNAVFAECENCOM	0.4999
154	(A)AF Office of Special Investigations (AFOSI)	0.4958
155	(A)PEO Soldier	0.4940
156	(AJ)TRADOC	0.4937
157	(A)NCIS	0.4927
158	(A)PEO EIS(STAMIS)	0.4925
159	(A)NAVAL DISTRICT WASH DC	0.4924
160	(A)OCHR	0.4921
161	(AJ)FORSCOM	0.4919
162	(AJ)FACOM USPACFLT	0.4919

MILITARY VALUE ANALYSIS RESULTS REPORTS, 02-07-05

HSA-

Rank	Installation/Activity	Military Value	Rank	Installation/Activity	Military Value
163	(AB)US Army Accessions Command HQ (USAAC)	0.4910	244	(A)NAVAIR SYSCOM HQ	0.3140
164	(AB)US Army Cadet Cmd	0.4910	245	(A)Acquisition Support Center (ASC)	0.3105
165	(A)MDW	0.4910	246	(A)Army Contracting Agency	0.3089
166	(AB)USAF Reserve Command (USAFRES)	0.4907	247	(A)OEA	0.3067
167	(A)JPACOM USARPAC	0.4907	248	(A)AFIS	0.3023
168	(AB)US Army Recruiting Cmd	0.4906	249	(A)ACSIM	0.3022
169	(A)JPACOM PACAF	0.4906	250	(A)OSD	0.2988
170	(A)CO HQBN HQMC (Henderson Hall)	0.4905	251	(A)WHS	0.2985
171	(AB)COMMARFORRES NSA NOLA, New Orleans LA	0.4905	252	(A)The Surgeon General Office (OTSG)	0.2982
172	(AB)COMNAVAIRRESFOR NSA NOLA (sub of above)	0.4905	253	(A)OCAR	0.2940
173	(AB)COMNAVCRUITCMD	0.4905	254	(A)NAWC PATUXENT RIVER MD	0.2939
174	(AB)COMNAVCRUITCMD NSA NOLA (sub of above)	0.4905	255	(A)ASA (I&E)	0.2878
175	(A)MEDIA CTR WASHINGTON DC	0.4905	256	(A)AF/XO – Air and Space Operations	0.2857
176	(A)NAVAL LEGAL SERVICE OFFICE NORTH CENTRAL	0.4905	257	(A)G-8	0.2840
177	(A)TRIAL SERVICE OFFICE NORTHEAST	0.4905	258	(A)OASA (Alt)	0.2837
178	(A)11th Wing	0.4905	259	(A)ASA (FM&C)	0.2810
179	(AB)USAF Recruiting Service (HQ AF Recruiting SVC)	0.4905	260	(A)DHRA	0.2801
180	(A)6MLMC	0.4905	261	(A)SAF/US – Under Secretary of the AF	0.2786
181	(AB)US Army Reserve Command (USARC)	0.4905	262	(A)AF-CIO – HAF Chief Information Officer	0.2755
182	(A)PWC WASH DC	0.4621	263	(A)DARPA	0.2741
183	(A)HQMC	0.4444	264	(A)AF/XI – Warfighting Integration	0.2735
184	(A)NAVSEASYSYSCOM WASHINGTON NAVY YARD, DC	0.4427	265	(A)AFSAA – AF Studies and Analysis Agency	0.2728
185	(A)SAF/GC – General Counsel	0.4140	266	(A)DUSA	0.2720
186	(A)SAF/IA – International Affairs	0.4016	267	(A)G-6	0.2718
187	(A)DCAA	0.3939	268	(A)DTSA	0.2715
188	(A)HQ Air National Guard (ANG)	0.3806	269	(A)Ofc of the JAG (OTJAG)	0.2714
189	(AB)COMMARFORCRUITCMD, Quantico, VA	0.3805	270	(AB)USAF Reserve Command Reserve Recruiting Service,	0.2703
190	(A)AF/SG – Surgeon General	0.3746	271	(A)SOUTHCOM HQ	0.2699
191	(A)AF/HC – Chaplain Service	0.3736	272	(A)JSIMS	0.2693
192	(A)BUMED, WASH DC	0.3736	273	(A)PEO STRICOM	0.2666
193	(A)NAVSUPSYSYSCOM MECHANICSBURG PA	0.3734	274	(A)G-3	0.2646
194	(A)COMSC WASHINGTON DC	0.3721	275	(A)G-1	0.2559
195	(A)USA SAC	0.3721	276	(A)SAF/AA – Admin Asst to the Secretary	0.2548
196	(A)AUDSVC	0.3719	277	(A)Office of the Admin Asst to the Army (aka SAAA)	0.2505
197	(A)U. S. Army Research Laboratory - HQ	0.3718	278	(A)AF/IL – Installation and Logistics	0.2494
198	(A)HQ USA MRMC (and subordinate commands)	0.3715	279	(A)AMC	0.2441
199	(A)CID-Belvoir	0.3715	280	(A)PFFA	0.2429
200	(A)Soldiers Magazine-Belvoir	0.3715	281	(A)HQ IMA	0.2392
201	(A)US Army Research, Development and Engineering Command	0.3714	282	(A)DCMA	0.2267
202	(A)Edgewood Chemical & Biological Center	0.3711	283	(A)SAF/PA – Public Affairs	0.2243
203	(A)NAVAL LEGAL SERVICES COMMAND	0.3709	284	(A)SAF/SB – Small & Disadvantaged Business	0.2239
204	(A)Army Evaluation Center	0.3709	285	(A)AF/JA – Judge Advocate General	0.2166
205	(A)COMNAVNETSPAOPSCOM	0.3709	286	(A)SAF/AQ - Acquisition	0.2125
206	(A)US Army Ctr for Health Promotion and Preventative Medicine	0.3706	287	(A)OPNAV	0.2124
207	(A)US Army Materiel Systems Analysis Activity	0.3706	288	(A)HQ SMDC	0.2118
208	(A)Developmental Test Command	0.3706	289	(A)CECOM (Acquisition Ctr)	0.2103
209	(A)NAVAL HISTORICAL CENTER	0.3706	290	(A)SAF/IE – Installations Environment and Logistics	0.2090
210	(A)DCMS	0.3705	291	(A)DISA	0.2067
211	(A)JOINT WARFARE ANALYSIS CENTER	0.3705	292	(A)NAV SSP (NEW)	0.2057
212	(A)MARINE CORPS INSTITUTE (NEW)	0.3705	293	(A)HRC	0.2051
213	(A)NAVSISA MECHANICSBURG PA	0.3705	294	(A)SAF/AG – Auditor General	0.1920
214	(A)NSWC HQ (AT WNY)	0.3705	295	(A)MDA	0.1835
215	(A)AF Flight Standards Agency	0.3705	296	(A)NETCOM	0.1810
216	(A)AF Legal Services Agency	0.3705	297	(A)DISC4 JTRS JPO	0.1668
217	(A)AF Medical Operations Agency	0.3705	298	(A)SAF/FM – Financial Management and Comptroller	0.1575
218	(A)AF Medical Support Agency	0.3705	299	(A)DSCA	0.1533
219	(A)AF Personnel Operations Agency	0.3705	300	(A)COMMANDER, NAVY INSTALLATIONS	0.1525
220	(A)AFIP	0.3705	301	(A)NMCRS	0.1512
221	(A)BD CPAC -MA, NE Region	0.3705	302	(A)NAVIPO WASH DC	0.1507
222	(A)Communications & Electronics Command (CECOM)	0.3705	303	(A)AF News Agency/Army & AF Hometown News	0.1506
223	(A)JMLFDC	0.3705	304	(A)AF/HO - Historian	0.1505
224	(A)Program Mgr for Chemical Demilitarization	0.3705	305	(A)DPMO	0.1502
225	(A)US Army Aberdeen Test Center	0.3705	306	(A)DLSA	0.1498
226	(A)US Army Environmental Center	0.3705	307	(A)Army Audit Agency	0.1495
227	(A)US ARMY INFORMATION SYSTEMS ENGINEERING COMMAND	0.3705	308	(A)Army Research Office	0.1494
228	(A)US Army Medical Research Institute for Chemical Defense	0.3705	309	(A)JAG School	0.1484
229	(A)USA MMA	0.3705	310	(A)OFFICE OF NAVAL RESEARCH	0.1464
230	(A)USAMMDA	0.3705	311	(A)Navy Systems Management Activity (NSMA) - New	0.1454
231	(A)USAMRAA	0.3705	312	(A)SDDC (formerly MTMC)	0.1442
232	(A)USAMRIID	0.3705	313	(A)HQ ATEC	0.1423
233	(AB)HQ ARNG (Army Natl Guard)	0.3705	314	(A)Army-CSA	0.1403
234	(AB)HQ NGB (National Guard Bureau – overseeing Air Force and Army)	0.3705	315	(A)DOD IG	0.1387
235	(A)DLA	0.3644	316	(A)AF/DP - Personnel	0.1369
236	(A)ASA(M&RA)	0.3485	317	(A)CIFA	0.1368
237	(A)DeCA	0.3442	318	(A)PEO Biological Defense	0.1351
238	(A)DTRA	0.3433	319	(A)DODEA	0.1331
239	(A)USALSA	0.3395	320	(A)DSS1	0.1328
240	(A)SPAWARSYSCEN, Charleston (NEW)	0.3393	321	(A)TMA	0.1321
241	(A)SECNAV WASH DC	0.3365	322	(A)DSS	0.1306
242	(A)OCPA	0.3274	323	(A)DFAS	0.1210
243	(A)JFCOM/C4ISR Battle Center/JFL/JWC	0.3162	324	(A)DeCA-Regional Offices	0.1111

Navy Footprint (GSF)	Current Capacity	Maximum Potential Capacity	Current Usage @ 200 GSF/Person	Capacity Available to Surge	Surge Capacity Requirement	Excess/(Shortfall)	
						%	GSF
Anacostia Annex	1,266,737	5,697,528	459,400	5,238,128	0	44%	2,532,528
Arlington Service Center	251,864	5,697,528	208,200	5,489,328	0	44%	2,532,528
NAVSTA ANNAPOLIS	431,329	5,697,528	175,800	5,521,728	0	44%	2,532,528
NAVSUPPACT DAHLGREN	207,255	5,697,528	129,200	5,568,328	0	44%	2,532,528
NAVSUPPACT INDIAN HEAD	576,305	5,697,528	232,800	5,464,728	0	44%	2,532,528
Potomac Annex, Washington DC	173,900	5,697,528	93,200	5,604,328	0	44%	2,532,528
Washington Navy Yard	2,423,314	5,697,528	1,866,400	3,831,128	0	44%	2,532,528
Naval District Washington (NDW) Total	5,330,704	5,697,528	3,165,000	2,532,528	0	44%	2,532,528
<i>Henderson Hall</i>	<i>62,838</i>	<i>62,995</i>	<i>48,400</i>	<i>14,595</i>	<i>0</i>	<i>23%</i>	<i>14,595</i>
<i>Joint Reserve Base Fort Worth</i>	<i>260,781</i>	<i>210,442</i>	<i>183,800</i>	<i>26,642</i>	<i>4</i>	<i>13%</i>	<i>26,638</i>
<i>Joint Reserve Base New Orleans</i>	<i>91,496</i>	<i>94,162</i>	<i>69,200</i>	<i>24,962</i>	<i>944</i>	<i>26%</i>	<i>24,018</i>
<i>Joint Reserve Base Willow Grove</i>	<i>80,169</i>	<i>109,441</i>	<i>50,800</i>	<i>58,641</i>	<i>0</i>	<i>54%</i>	<i>58,641</i>
<i>Marine Corps Air Station Beaufort</i>	<i>171,699</i>	<i>171,699</i>	<i>174,400</i>	<i>-2,701</i>	<i>0</i>	<i>-2%</i>	<i>(2,701)</i>
<i>Marine Corps Air Station Cherry Point</i>	<i>722,130</i>	<i>749,631</i>	<i>828,800</i>	<i>-79,169</i>	<i>1,200</i>	<i>-11%</i>	<i>(80,369)</i>
<i>Marine Corps Air Station Miramar</i>	<i>422,384</i>	<i>399,138</i>	<i>436,000</i>	<i>-36,862</i>	<i>0</i>	<i>-9%</i>	<i>(36,862)</i>
<i>Marine Corps Air Station Yuma</i>	<i>80,270</i>	<i>90,946</i>	<i>57,320</i>	<i>33,626</i>	<i>285</i>	<i>37%</i>	<i>33,341</i>
<i>Marine Corps Base Camp Lejeune</i>	<i>2,334,926</i>	<i>2,360,042</i>	<i>2,244,600</i>	<i>115,442</i>	<i>10,892</i>	<i>4%</i>	<i>104,550</i>
<i>Marine Corps Base Camp Pendleton</i>	<i>1,359,445</i>	<i>1,347,952</i>	<i>1,315,400</i>	<i>32,552</i>	<i>0</i>	<i>2%</i>	<i>32,552</i>
<i>Marine Corps Base Hawaii Camp Smith</i>	<i>126,842</i>	<i>126,842</i>	<i>219,000</i>	<i>-92,158</i>	<i>0</i>	<i>-73%</i>	<i>(92,158)</i>
<i>Marine Corps Base Hawaii Kaneohe</i>	<i>492,060</i>	<i>492,060</i>	<i>259,800</i>	<i>232,260</i>	<i>0</i>	<i>47%</i>	<i>232,260</i>
MCB Hawaii Total *	618,902	618,902	478,800	140,102	0	23%	140,102
<i>Marine Corps Base Quantico</i>	<i>223,403</i>	<i>1,261,416</i>	<i>1,949,188</i>	<i>-687,772</i>	<i>4,800</i>	<i>-55%</i>	<i>(692,572)</i>
<i>Marine Corps Support Activity Kansas City</i>	<i>120,658</i>	<i>120,658</i>	<i>91,400</i>	<i>29,258</i>	<i>0</i>	<i>24%</i>	<i>29,258</i>
<i>National Naval Medical Center Bethesda</i>	<i>718,513</i>	<i>2,966,707</i>	<i>363,200</i>	<i>2,603,507</i>	<i>28</i>	<i>88%</i>	<i>2,603,479</i>
<i>Naval Air Engineering Station Lakehurst</i>	<i>169,617</i>	<i>232,559</i>	<i>82,400</i>	<i>150,159</i>	<i>0</i>	<i>65%</i>	<i>150,159</i>
<i>Naval Air Station Brunswick</i>	<i>125,133</i>	<i>142,914</i>	<i>66,200</i>	<i>76,714</i>	<i>0</i>	<i>54%</i>	<i>76,714</i>
<i>Naval Air Station Corpus Christi</i>	<i>502,757</i>	<i>483,325</i>	<i>1,110,200</i>	<i>-626,875</i>	<i>0</i>	<i>-130%</i>	<i>(626,875)</i>
<i>Naval Air Station Jacksonville</i>	<i>514,042</i>	<i>584,404</i>	<i>330,000</i>	<i>254,404</i>	<i>0</i>	<i>44%</i>	<i>254,404</i>
<i>Naval Air Station Key West</i>	<i>110,946</i>	<i>129,910</i>	<i>81,600</i>	<i>48,310</i>	<i>1</i>	<i>37%</i>	<i>48,309</i>
<i>Naval Air Station Lemoore</i>	<i>173,518</i>	<i>161,481</i>	<i>96,400</i>	<i>65,081</i>	<i>0</i>	<i>40%</i>	<i>65,081</i>
<i>Naval Air Station Meridian</i>	<i>130,679</i>	<i>106,730</i>	<i>64,400</i>	<i>42,330</i>	<i>2,000</i>	<i>38%</i>	<i>40,330</i>
<i>Naval Air Station North Island</i>	<i>1,767,026</i>	<i>1,767,026</i>	<i>1,608,200</i>	<i>158,826</i>	<i>10,066</i>	<i>8%</i>	<i>148,760</i>
<i>Naval Amphibious Base Coronado</i>	<i>17,637</i>	<i>17,637</i>	<i>88,800</i>	<i>-71,163</i>	<i>0</i>	<i>-403%</i>	<i>(71,163)</i>
Naval Air Station North Island Total	1,784,663	1,579,414	1,697,000	-117,586	10,066	-8%	(127,652)
<i>Naval Air Station Patuxent River</i>	<i>710,883</i>	<i>710,883</i>	<i>1,050,600</i>	<i>-339,717</i>	<i>0</i>	<i>-48%</i>	<i>(339,717)</i>
<i>Naval Air Station Patuxent River Webster Field</i>	<i>312,538</i>	<i>312,538</i>	<i>441,200</i>	<i>-128,662</i>	<i>0</i>	<i>-41%</i>	<i>(128,662)</i>
Naval Air Station Patuxent River Total	1,023,421	1,214,027	1,491,800	-277,773	0	-23%	(277,773)
<i>Naval Air Station Pensacola</i>	<i>955,290</i>	<i>955,290</i>	<i>475,600</i>	<i>479,690</i>	<i>6,800</i>	<i>50%</i>	<i>472,890</i>
<i>Saufley Field</i>	<i>334,148</i>	<i>334,148</i>	<i>135,400</i>	<i>198,748</i>	<i>0</i>	<i>59%</i>	<i>198,748</i>
Naval Air Station Pensacola Total	1,190,427	1,198,632	611,000	587,632	6,800	48%	580,832
<i>CBC Port Hueneme</i>	<i>515,719</i>	<i>515,719</i>	<i>488,400</i>	<i>27,319</i>	<i>0</i>	<i>5%</i>	<i>27,319</i>
<i>Naval Air Station Point Mugu</i>	<i>427,834</i>	<i>427,834</i>	<i>232,000</i>	<i>195,834</i>	<i>0</i>	<i>46%</i>	<i>195,834</i>

*

**Note: Italics lines of data indicate potential data issues; the data provided reflects the best available at this time.
Draft Deliberative Document. Do not forward outside of the Department of Defense and/or OSD BRAC channels.

	Current Capacity	Maximum Potential Capacity	Current Usage @ 200 GSF/Person	Capacity Available to Surge	Surge Capacity Requirement	Excess/(Shortfall)	
Navy Footprint (GSF)							
<i>Naval Base Ventura County Total</i>	943,553	929,523	720,400	209,123	0	22%	209,123
Naval Air Station Whidbey Island	253,813	287,200	159,200	128,000	0	45%	128,000
<i>Naval Air Station Whiting Field</i>	111,106	111,106	65,800	45,306	0	41%	45,306
Naval Amphibious Base Little Creek	272,666	272,666	336,600	-63,934	0	-23%	(63,934)
Naval Research Laboratory	198,878	218,654	101,000	117,654	0	54%	117,654
<i>Naval Station Everett</i>	76,502	89,601	228,400	-138,799	0	-155%	(138,799)
Naval Station Mayport	209,711	209,711	202,400	7,311	0	3%	7,311
<i>Naval Station Norfolk</i>	1,074,164	2,160,728	341,000	1,819,728	0	84%	1,819,728
Naval Station Pearl Harbor	1,675,766	1,905,109	1,197,800	707,309	1,500	37%	705,809
Naval Station San Diego	1,497,856	1,364,733	1,253,400	111,333	6,460	8%	104,873
<i>Naval Submarine Base Bangor</i>	376,172	450,900	878,100	-427,200	0	-95%	(427,200)
<i>Naval Support Activity Mechanicsburg</i>	1,496,170	2,722,911	971,400	1,751,511	0	64%	1,751,511
<i>Naval Support Activity Milington</i>	1,631,739	1,631,739	977,400	654,339	5,000	40%	649,339
Naval Support Activity New Orleans, LA	427,582	839,656	346,600	493,056	0	59%	493,056
Naval Support Activity Norfolk	668,836	715,700	611,600	104,100	300	15%	103,800
Naval Weapons Station Charleston	297,324	349,869	377,800	-27,931	400	-8%	(28,331)

* Host installation reporting for the above listed Navy "fence lines". Current capacity data (DOD Question 303) included detailed data for multiple fence lines where applicable. Maximum potential capacity data (DOD Question 445) was mostly reported as a total by host installations.



REPLY TO
ATTENTION OF

DEPARTMENT OF THE ARMY
DEPUTY CHIEF OF STAFF, G-8
700 ARMY PENTAGON
WASHINGTON DC 20310-0700
HSA-JCSG-D-05-163

03 MAR 2005

DAPR-ZB

MEMORANDUM FOR CHAIRMAN, INFRASTRUCTURE STEERING GROUP (ISG)

SUBJECT: Headquarters and Support Activities Joint Cross-Service Group (HSA JCSG)
Submission of Candidate Recommendation HSA-0131 for BRAC 2005

1. Reference memorandum, Chairman ISG, 2 Dec 04, subject: Submittal of BRAC 2005 Candidate Recommendations.
2. OSD General Counsel has reviewed the enclosed candidate recommendation for HSA JCSG:

HSA-0131, Consolidate Counterintelligence Field Activity and Defense Security Service at MCB Quantico, VA.

3. Direct questions pertaining to this HSA JCSG recommendation to COL Carla Coulson or COL Chris Philbrick at 696-9448 (ext. 136, or ext 134).

Encl

DONALD C. TISON
Assistant Deputy Chief of Staff, G-8
Chairman HSA JCSG

Coordination:

 as modified 3/3/05
OSD, Office of the General Counsel

Deliberative Document – For Discussion Purposes Only
Do Not Release Under FOIA

Candidate Recommendation HSA-0131

Section 1 – Competing Recommendations / Force Structure Capabilities

Competing Recommendations: None.

Force Structure Capabilities: HSA JCSG built scenarios involving Major Administrative and HQs Activities to accommodate current and surge requirements. Since manpower levels remain generally stable through FY2011 within this Force & Infrastructure Category (F&IC) for all services, and end strength levels as reported in DoD's 20-year Force structure plan remain relatively flat, HSA JCSG assumes the 20-Year Force Structure Plan will have no impact on this scenario. Classified counterintelligence and intelligence strategic planning documents based on Director of Central Intelligence Planning Guidance and Defense Planning Guidance, and which are tied to DoD's 20-Year Force Structure Plan, are available for review upon request at the Technical Integration Center.

Candidate Recommendation HSA-0131

Section 2 – Military Value Results

Military Value Analysis Results: The military value of CIFA leased locations is 0.1367 with a rank of 317 out of 324 total entities evaluated by the Major Administrative Headquarters military value model. DSS leased locations rank 0.1328, or 320 out of 324 total entities. The scenario selects a receiving location reflecting significant improvement in military value: Marine Corps Base Quantico, Virginia, has a value of 0.8743 with a relative rank of 61 out of 324 installations. The following table shows complete Military Value Results.

Candidate Recommendation HSA-0131

Section 3 – Capacity Analysis

Capacity Analysis Results: Initial major administrative headquarters' Capacity Analysis focused on gathering data across the Continental United States (CONUS). A summary table follows. The summary includes data which compare the total space currently on an installation or occupied by an Activity against what is required at an average space requirement of 200 Gross Square Feet per person, used as a means to estimate the shortfall or excess of space which may currently exist, after accounting for surge requirements.

Many DSS locations (five or fewer people) are resident within industry. Thus, HSA JCSG excluded them from analysis. Final DSS analysis concentrated on DSS headquarters in the National Capital Area, on its training activity near Baltimore, Maryland, and on its regional headquarters that reside in leased space. Counterintelligence Field Activity (CIFA) CONUS locations were added later at the request of the Intelligence Joint Cross Service Group. HSA JCSG subsequently eliminated CIFA West at Colorado Springs, Colorado, from analysis, because it exclusively supports U.S. Northern Command and cannot move or shrink in number. HSA JCSG also excluded CIFA's Polygraph Institute at Fort Jackson, South Carolina, due to its dependence on Army trainees at Fort Jackson for training subjects. CIFA has a classified location also excluded from analysis. Final CIFA analysis concentrated on CIFA headquarters activities, and its operational and training activities in leased space near Baltimore, Maryland.

The last table shows final Capacity Data, manpower reductions, movement, and space requirements attendant to this scenario.

Candidate Recommendation HSA-0131

Candidate Recommendation: Close 1919 South Eads Street, and 1801 South Bell Street, leased installations in Arlington, Virginia; 1340 Braddock Place, a leased installation in Alexandria, Virginia; and 938 Elridge Landing, a leased installation in Linthicum, Maryland. Relocate all components of the Counterintelligence Field Activity and Defense Security Service to Marine Corps Base Quantico, Virginia. Realign 1725 and 1745 Jefferson Davis Highway, and 251 18th Street South, leased installations in Arlington, Virginia; and 6845 and 6856 Deerpath Road, leased installations in Elkridge, Maryland; 1 World Trade Center, a leased installation in Long Beach, California; 2300 Lake Park Drive, a leased installation in Smyrna, Georgia; and 2780 Airport Drive, a leased installation in Columbus, Ohio, by relocating all components of the Counterintelligence Field Activity and Defense Security Service to Marine Corps Base Quantico, Virginia. Disestablish the DoD Counterintelligence Field Activity and the Defense Security Service, and consolidate their components into the newly created DoD Counterintelligence and Security Agency.

Justification: This recommendation collapses the DoD Counterintelligence Field Activity (CIFA) and Defense Security Service (DSS) and consolidates most of their activities into a new agency at Marine Corps Base Quantico, Virginia. It meets several important Department of Defense objectives with regard to future use of leased space, consolidation of Headquarters operations at single locations, enhanced security for DoD Activities, and consolidates National Capital Region intelligence community activities. It also enables the Intelligence Reform and Terrorism Act of 2004 and the Remodeling Defense Intelligence initiative. Additionally, this recommendation results in a significant improvement in military value due to the shift from leased space to a location on a military installation. The military value of CIFA leased space based on its current portfolio of locations is 317 out of 324 entities evaluated by the MAH military value model. DSS military value of its portfolio is 320 out of 324. Marine Corps Base Quantico ranks 61 out of 324.

Implementation will reduce the Department's reliance on leased space, which has historically higher overall costs than government-owned space and generally does not meet Anti-terrorism Force Protection standards as prescribed in UFC 04-010-01. The benefit of enhanced Force Protection afforded by a location within a military installation fence-line will provide immediate compliance with Force Protection Standards. CIFA and DSS current leased locations are not compliant with current Force Protection Standards. The recommendation eliminates 407,141 Gross Square Feet (GSF) of leased administrative space. This action provides a consolidation of these CIFA and DSS activities, and reduces the number of locations from 10 to one.

Candidate Recommendation HSA-0131

Payback: The total estimated one-time cost to the Department of Defense to implement this recommendation is \$99.4 million. The net of all costs and savings to the Department during the implementation period is a cost of \$16.5 million. Annual recurring savings to the Department after implementation are \$24.6 million, with a payback expected in three years. The net present value of the costs and savings to the Department over 20 years is a savings of \$213.2 million.

Impacts:

Economic Impact: Assuming no economic recovery, this recommendation could result in a maximum potential reduction of 14 jobs (8 direct jobs and 6 indirect jobs) over the 2006-2011 periods in the Atlanta-Sandy Springs-Marietta, GA Metropolitan Statistical Area, which is less than 0.1% of economic area employment.

Assuming no economic recovery, this recommendation could result in a maximum potential reduction of 304 jobs (158 direct jobs and 146 indirect jobs) over the 2006-2011 periods in the Baltimore-Towson, MD Metropolitan Statistical Area, which is less than 0.1% of economic area employment.

Assuming no economic recovery, this recommendation could result in a maximum potential reduction of 18 jobs (10 direct jobs and 8 indirect jobs) over the 2006-2011 periods in the Columbus, OH Metropolitan Statistical Area, which is less than 0.1% of economic area employment.

Assuming no economic recovery, this recommendation could result in a maximum potential reduction of 11 jobs (6 direct jobs and 5 indirect jobs) over the 2006-2011 periods in the Los Angeles-Long Beach-Glendale, CA Metropolitan Statistical Division, which is less than 0.1% of economic area employment.

Community Infrastructure: A review of community attributes indicates no issues regarding the ability of the infrastructure of the communities to support missions, forces, and personnel.

Environmental Impact: Air Quality at Marine Corps Base Quantico, Virginia, is in severe non-attainment for Ozone (1 hour), but proposed to be in non-attainment for Ozone (8 hour). Some permit changes are required. A conformity determination may be required, and there is a need to evaluate the impact of additional mobile emission sources (vehicles) on air quality. This recommendation has no impact on Cultural/Archeological/Tribal Resources; Dredging; Land Use Constraints/Sensitive Resource Areas; Marine Mammals/Marine Resources/Marine Sanctuaries; Noise; Threatened &

Candidate Recommendation HSA-0131

Endangered species/Critical Habitat; Waste Management; Water Resources; or Wetlands. This recommendation will require a one-time cost of approximately \$175,000 for the National Environmental Protection Act Environmental Assessment documentation at Quantico, and a one-time fee of approximately \$29,600 for increasing permit limits at Quantico. These costs have been included in the payback calculation. This recommendation does not otherwise impact the costs of environmental restoration, waste management, and environmental compliance activities.

Supporting Information Attachments

- Section 1 – Competing Recommendations / Force Structure Capabilities
- Section 2 – Military Value Results
- Section 3 – Capacity Analysis
- Section 4 – COBRA Results
- Section 5 – Economic Impact Report
- Section 6 – Installation Criterion 7 Profile
- Section 7 – Summary of Scenario Environmental Impacts

**CIFA/DSS Aggregate Data
7% Reduction (Excludes Colorado Springs and DISCO)
3/4/2005**

Reporting Organization	Street Address	City	State	Zip Code	Facility Category Code	Facility Condition Code	Owned/Leased	GSF	USF	Military Officers	Military Enlisted	DoD Civilians	Contractors	Total Personnel	
CI Field Activity	South Eads Street	Arlington	VA	22202	6100	A	L	25,858	20,686	0	0	0	145	145	
CI Field Activity	1801 South Bell Street	Arlington	VA	22202	6100	C	L	18,443	14,754	0	0	12	13	25	
CI Field Activity	1725 Jefferson Davis Hwy	Arlington	VA	22202	6100	A	L	0	0	0	0	0	0	0	
CI Field Activity	1745 Jefferson Davis Hwy	Arlington	VA	22202	6100	C	L	0	0	0	0	0	0	0	
CI Field Activity	251 18th Street South	Arlington	VA	22202	6100	C	L	201,654	161,323	1	0	281	428	710	
CI Field Activity	121 Tejon	Colorado Springs	CO	80907	6100	C	L	0	0	0	0	0	0	0	
Joint CI Tng Academy	6845 Deepath Road	Elkridge	MD	21075	1711		L	25,557	20,446	1	2	29	42	74	
DCIDC	6856 Deepath Road	Elkridge	MD	21075	1311		L	14,400	11,520			4	26	30	
DSS HQ	1340 Braddock Place	Alexandria	VA	93408			L	50,525	40,420			161	55	216	
DSS Western Region	1 World Trade Center	Long Beach	CA	90831			L	1,288	1,030			4	2	6	
DSS Southern Region	2300 Lake Park Drive, Ste 250	Smyrna	GA	30080			L	2,478	1,982			6	2	8	
DSS Northern Region	2780 Airport Drive, Room 450	Columbus	OH	43219			L	704	563			10	0	10	
DSS DISCO	2780 Airport Drive, Room 400	Columbus	OH	43219			L	0	0	0	0	0	0	0	
DSS Academy	938 Elridge Landing	Linthicum	MD	21090			L	66,235	52,988			46	8	54	
Total Before Reductions										2	2	553	721	1278	
Total GSF of Leased Space Freed Up By Move								407,141							
Average GSF/Person Currently Occupied by CIFA And DSS								319							
Total Gross Square Footage Currently Occupied by CIFA								285,912		Total Current CIFA Pers			984		
Total Gross Square Footage Currently Occupied by DSS								121,229		Total Current DSS Pers			294		
Average GSF/Person Currently Occupied by CIFA								291							
Average GSF/Person Currently Occupied by DSS								412							
OBRA Locations, Screen	Specific Activities									Off	Enl	Civ			
Alexandria/I-395 Area	CIFA: 1919 South Eads, 1801 Bell, 251 18th, Arl; DSS HQ, Alex									1	0	454			
Colorado Springs	CIFA CI Field Activity									0	0	0			
Baltimore Leased	CIFA: JCITA, DCIDC; DSS Academy									1	2	79			
Long Beach	DSS Western Region									0	0	4			
Smyrna	DSS Southern Region									0	0	6			
Columbus	DSS DISCO, DSS Northern Region									0	0	10			
COBRA Screen 4 (Each Location): Total Positions At Each Geographic Location										2	2	553			

**CIFA/DSS Aggregate Data
7% Reduction (Excludes Colorado Springs and DISCO)
3/4/2005**

Reporting Organization	Street Address	City	State	Zip Code	Facility Category Code	Facility Condition Code	Owned/Leased	GSF	USF	Military Officers	Military Enlisted	DoD Civilians	Contractors	Total Personnel
Below are PERSONNEL REDUCTIONS based on an overall 7% (rounded up to the nearest whole person)														
CI Field Activity	South Eads Street	Arlington	VA	22202	6100	A	L	25,858	20,686	0	0	0	11	
CI Field Activity	1801 South Bell Street	Arlington	VA	22202	6100	C	L	18,443	14,754	0	0	1	1	
CI Field Activity	1725 Jefferson Davis Hwy	Arlington	VA	22202	6100	A	L	0	0	0	0	0	0	
CI Field Activity	1745 Jefferson Davis Hwy	Arlington	VA	22202	6100	C	L	0	0	0	0	0	0	
CI Field Activity	251 18th Street South	Arlington	VA	22202	6100	C	L	201,654	161,323	1	0	20	30	
CI Field Activity	121 Tejon	Colorado Springs	CO	80907	6100	C	L	0	0	0	0	0	0	
Joint CI Tng Academy	6845 Deepath Road	Elkridge	MD	21075	1711		L	25,557	20,446	1	1	3	3	
DCIDC	6856 Deepath Road	Elkridge	MD	21075	1311		L	14,400	11,520	0	0	1	2	
DSS HQ	1340 Braddock Place	Alexandria	VA	93408			L	116760	93408	0	0	12	4	
DSS Western Region	1 World Trade Center	Long Beach	CA	90831			L	6536.25	5229	0	0	1	1	
DSS Southern Region	2300 Lake Park Drive, Ste 250	Smyrna	GA	30080			L	8932.5	7146	0	0	1	1	
DSS Northern Region	2780 Airport Drive, Room 450	Columbus	OH	43219			L	5621.25	4497	0	0	1	0	
DSS DISCO	2780 Airport Drive, Room 400	Columbus	OH	43219			L	33758.75	27007	0	0	0	0	
DSS Academy	938 Elridge Landing	Linthicum	MD	21090			L	66235	52988	0	0	4	1	
										2	1	44	54	
OBRA Locations, Screen	Specific Activities									Off	Enl	Civ		
Alexandria/I-395 Area	CIFA: 1919 South Eads, 1801 Bell, 251 18th, Arl; DSS HQ, Alex									1	0	33		
Colorado Springs	CIFA CI Field Activity									0	0	0		
Baltimore Leased	CIFA: JCITA, DCIDC; DSS Academy									1	1	8		
Long Beach	DSS Western Region									0	0	1		
Smyrna	DSS Southern Region									0	0	1		
Columbus	DSS DISCO, DSS Northern Region									0	0	1		
	Screen 6: Total Positions Eliminated From COBRA Locs:									2	1	44		

**CIFA/DSS Aggregate Data
7% Reduction (Excludes Colorado Springs and DISCO)
3/4/2005**

Reporting Organization	Street Address	City	State	Zip Code	Facility Category Code	Facility Condition Code	Owned/Leased	GSF	USF	Military Officers	Military Enlisted	DoD Civilians	Contractors	Total Personnel
Below are the REMAINING MOVE ASSETS based on the reductions shown above:														
CI Field Activity	South Eads Street	Arlington	VA	22202	6100	A	L	25,858	20,686	0	0	0	134	
CI Field Activity	1801 South Bell Street	Arlington	VA	22202	6100	C	L	18,443	14,754	0	0	11	12	
CI Field Activity	1725 Jefferson Davis Hwy	Arlington	VA	22202	6100	A	L	0	0	0	0	0	0	
CI Field Activity	1745 Jefferson Davis Hwy	Arlington	VA	22202	6100	C	L	0	0	0	0	0	0	
CI Field Activity	251 18th Street South	Arlington	VA	22202	6100	C	L	201,654	161,323	0	0	261	398	
CI Field Activity	121 Tejon	Colorado Springs	CO	80907	6100	C	L	0	0	0	0	0	0	
Joint CI Tng Academy	6845 Deepath Road	Elkridge	MD	21075	1711		L	25,557	20,446	0	1	26	39	
DCIDC	6856 Deepath Road	Elkridge	MD	21075	1311		L	14,400	11,520	0	0	3	24	
Total CIFA Personnel In New Building (Require 225 GSF/Person)										0	1	301	607	
DSS HQ	1340 Braddock Place	Alexandria	VA	93408			L	116760	93408	0	0	149	51	
DSS Western Region	1 World Trade Center	Long Beach	CA	90831			L	6536.25	5229	0	0	3	1	
DSS Southern Region	2300 Lake Park Drive, Ste 250	Smyrna	GA	30080			L	8932.5	7146	0	0	5	1	
DSS Northern Region	2780 Airport Drive, Room 450	Columbus	OH	43219			L	5621.25	4497	0	0	9	0	
DSS DISCO	2780 Airport Drive, Room 400	Columbus	OH	43219			L	33758.75	27007	0	0	0	0	
DSS Academy	938 Elridge Landing	Linthicum	MD	21090			L	66235	52988	0	0	42	7	
Total Military & Civilian Moving To New Building										0	1	509		
Total Contractors Requiring Space In New Building													667	
Total Military & Civilian & Contractors Requiring Space in New Building													1,177	
Total GSF Admin Required In New Building														235,400
Total Special Space Required														31,180
Total Extra Space Required By CIFA for Security and Domain Separation Requirements (3 CPUs each)														22,725
Total GSF Required In New Building														289,305
	200		1.25	25										
OBRA Locations, Screen	Specific Activities									Off	Enl	Civ		
Alexandria/I-395 Area	CIFA: 1919 South Eads, 1801 Bell, 251 18th, Arl; DSS HQ, Alex									0	0	421		
Colorado Springs	CIFA CI Field Activity									0	0	0		
Baltimore Leased	CIFA: JCITA, DCIDC; DSS Academy									0	1	71		
Long Beach	DSS Western Region									0	0	3		
Smyrna	DSS Southern Region									0	0	5		
Columbus	DSS DISCO, DSS Northern Region									0	0	9		
Screen 3: Total Moving From COBRA Locs:										0	1	509		

SCENARIO ERROR REPORT (COBRA v6.07)

Data As Of 3/3/2005 10:23:34 AM, Report Created 3/3/2005 10:23:39 AM

Department : Headquarters and Support JCSG
Scenario File : S:\Geo Cluster subgroup and addressing\McCoy\Scenario Data Call\CIFA-DDS HQ\COBRA (To
Quantico w-o COS, DISCO) (7%)\HSA-0131 Consolidate CIFA-DSS @ Quantico (7%) (COS, DISCO Removed) 27 Feb 05.CBR
Option Pkg Name: HSA-0131 Consolidate CIFA-DSS @ Quantico (7%) (COS, DISCO Removed) 27 Feb 05
Std Fctrs File : S:\COBRA Workspace\COBRA 6.07 -- 9 Feb 05\BRAC2005.SFF

SCENARIO DATA:

"Headquarters and Support JCSG" is not a recognized Department.

COBRA REALIGNMENT SUMMARY REPORT (COBRA v6.07) - Page 1/2
 Data As Of 3/3/2005 10:23:34 AM, Report Created 3/3/2005 10:23:40 AM

Department : Headquarters and Support JCSG
 Scenario File : S:\Geo Cluster subgroup and addressing\McCoy\Scenario Data Call\CIFA-DDS HQ\COBRA (To Quantico w-o COS, DISCO) (7%)\HSA-0131 Consolidate CIFA-DSS @ Quantico (7%) (COS, DISCO Removed) 27 Feb 05.CBR
 Option Pkg Name: HSA-0131 Consolidate CIFA-DSS @ Quantico (7%) (COS, DISCO Removed) 27 Feb 05
 Std Fctrs File : S:\COBRA Workspace\COBRA 6.07 -- 9 Feb 05\BRAC2005.SFF

Starting Year : 2006
 Final Year : 2009
 Payback Year : 2012 (3 Years)

NPV in 2025(\$K): -213,154
 1-Time Cost(\$K): 99,437

Net Costs in 2005 Constant Dollars (\$K)								
	2006	2007	2008	2009	2010	2011	Total	Beyond
	----	----	----	----	----	----	-----	-----
MilCon	4,434	0	49,269	0	0	0	53,703	0
Person	0	0	0	-295	-3,415	-3,415	-7,126	-3,415
Overhd	0	0	1,027	-21,414	-21,414	-21,414	-63,215	-21,414
Moving	0	0	1,109	8,512	0	0	9,621	0
Missio	0	0	725	250	200	200	1,375	200
Other	0	0	13,941	8,191	0	0	22,131	0
TOTAL	4,434	0	66,070	-4,756	-24,629	-24,629	16,489	-24,629

	2006	2007	2008	2009	2010	2011	Total
	----	----	----	----	----	----	-----
POSITIONS ELIMINATED							
Off	0	0	0	2	0	0	2
Enl	0	0	0	1	0	0	1
Civ	0	0	0	44	0	0	44
TOT	0	0	0	47	0	0	47

POSITIONS REALIGNED							
Off	0	0	0	0	0	0	0
Enl	0	0	0	1	0	0	1
Stu	0	0	0	0	0	0	0
Civ	0	0	0	509	0	0	509
TOT	0	0	0	510	0	0	510

Summary:

Candidate Recommendation: Close 1919 South Eads Street, and 1801 South Bell Street, leased installations in Arlington, Virginia; 1340 Braddock Place, a leased installation in Alexandria, Virginia; and 938

Elridge Landing, a leased installation in Linthicum, Maryland. Relocate all components of the Counterintelligence Field Activity and Defense Security Service to Marine Corps Base Quantico, Virginia. Realign 1725 and 1745 Jefferson Davis Highway, and 251 18th Street South, leased installations in Arlington, Virginia; and 6845 and 6856 Deerpath Road, leased installations in Elkridge, Maryland; 1 World Trade Center, a leased installation in Long Beach, California; 2300 Lake Park Drive, a leased installation in Smyrna, Georgia; and 2780 Airport Drive, a leased installation in Columbus, Ohio, by relocating all components of the Counterintelligence Field Activity and Defense Security Service to Marine Corps Base Quantico, Virginia. Disestablish the DoD Counterintelligence Field Activity and the Defense Security Service, and consolidate their components under a new organization, e.g., the DoD Counterintelligence and Security Agency.

Justification: This recommendation collapses the DoD Counterintelligence Field Activity (CIFA) and Defense Security Service (DSS) and consolidates most of their activities into a new agency at Marine Corps Base Quantico, Virginia. It meets several important Department of Defense objectives with regard to future use of leased space, consolidation of Headquarters operations at single locations, enhanced security for DoD Activities, and consolidates National Capital Region intelligence community activities. It also enables the Intelligence Reform and Terrorism Act of 2004 and the Remodeling Defense Intelligence initiative. Additionally, this recommendation results in a significant improvement in military value due to the shift from leased space to a location on a military installation. The military value of CIFA leased space based on its current portfolio of locations is 317 out of 324 entities evaluated by the MAH military value model. DSS military value of its portfolio is 320 out of 324. Marine Corps Base Quantico ranks 61 out of 324.

Implementation will reduce the Department's reliance on leased space, which has historically higher overall

costs than government-owned space and generally does not meet Anti-terrorism Force Protection standards as prescribed in UFC 04-010-01. The benefit of enhanced Force Protection afforded by a location within a military installation fence-line will provide immediate compliance with Force Protection Standards. CIFA and DSS current leased locations are not compliant with current Force Protection Standards. The recommendation eliminates 407,141 Gross Square Feet (GSF) of leased administrative space. This action provides a consolidation of these CIFA and DSS activities, and reduces the number of locations from 10 to one.

COBRA REALIGNMENT SUMMARY REPORT (COBRA v6.07) - Page 2/2
 Data As Of 3/3/2005 10:23:34 AM, Report Created 3/3/2005 10:23:40 AM

Department : Headquarters and Support JCSG
 Scenario File : S:\Geo Cluster subgroup and addressing\McCoy\Scenario Data Call\CIFA-DDS HQ\COBRA (To Quantico w-o COS, DISCO) (7%)\HSA-0131 Consolidate CIFA-DSS @ Quantico (7%) (COS, DISCO Removed) 27 Feb 05.CBR
 Option Pkg Name: HSA-0131 Consolidate CIFA-DSS @ Quantico (7%) (COS, DISCO Removed) 27 Feb 05
 Std Fctrs File : S:\COBRA Workspace\COBRA 6.07 -- 9 Feb 05\BRAC2005.SFF

Costs in 2005 Constant Dollars (\$K)

	2006	2007	2008	2009	2010	2011	Total	Beyond
	----	----	----	----	----	----	----	-----
MilCon	4,434	0	49,269	0	0	0	53,703	0
Person	0	0	0	1,467	27	27	1,521	27
Overhd	0	0	1,027	1,915	1,915	1,915	6,771	1,915
Moving	0	0	1,109	8,564	0	0	9,673	0
Missio	0	0	725	250	200	200	1,375	200
Other	0	0	13,941	20,105	0	0	34,046	0
TOTAL	4,434	0	66,070	32,301	2,142	2,142	107,089	2,142

Savings in 2005 Constant Dollars (\$K)

	2006	2007	2008	2009	2010	2011	Total	Beyond
	----	----	----	----	----	----	----	-----
MilCon	0	0	0	0	0	0	0	0
Person	0	0	0	1,762	3,442	3,442	8,647	3,442
Overhd	0	0	0	23,329	23,329	23,329	69,987	23,329
Moving	0	0	0	51	0	0	51	0
Missio	0	0	0	0	0	0	0	0
Other	0	0	0	11,915	0	0	11,915	0
TOTAL	0	0	0	37,057	26,771	26,771	90,600	26,771

TOTAL COBRA ONE-TIME COST REPORT (COBRA v6.07) - Page 1/8
 Data As Of 3/3/2005 10:23:34 AM, Report Created 3/3/2005 10:23:40 AM

Department : Headquarters and Support JCSG
 Scenario File : S:\Geo Cluster subgroup and addressing\McCoy\Scenario Data Call\CIFA-DDS HQ\COBRA (To
 Quantico w-o COS, DISCO) (7%)\HSA-0131 Consolidate CIFA-DSS @ Quantico (7%) (COS, DISCO Removed) 27 Feb 05.CBR
 Option Pkg Name: HSA-0131 Consolidate CIFA-DSS @ Quantico (7%) (COS, DISCO Removed) 27 Feb 05
 Std Fctrs File : S:\COBRA Workspace\COBRA 6.07 -- 9 Feb 05\BRAC2005.SFF

(All values in 2005 Constant Dollars)

Category	Cost	Sub-Total
-----	----	-----
Construction		
Military Construction	53,703,081	
Total - Construction		53,703,081
Personnel		
Civilian RIF	1,189,696	
Civilian Early Retirement	136,149	
Eliminated Military PCS	24,954	
Unemployment	89,020	
Total - Personnel		1,439,819
Overhead		
Program Management Cost	0	
Support Contract Termination	0	
Mothball / Shutdown	0	
Total - Overhead		0
Moving		
Civilian Moving	2,867,921	
Civilian PPP	319,464	
Military Moving	1,818	
Freight	42,575	
Information Technologies	6,123,400	
One-Time Moving Costs	318,000	
Total - Moving		9,673,179
Other		
HAP / RSE	0	
Environmental Mitigation Costs	354,600	
Mission Contract Startup and Termination	575,000	
One-Time Unique Costs	33,691,360	
Total - Other		34,620,960

Total One-Time Costs		99,437,039

One-Time Savings		
Military Construction Cost Avoidances	0	
Military Moving	1,598	
One-Time Moving Savings	50,000	
Environmental Mitigation Savings	0	
One-Time Unique Savings	11,714,610	

Total One-Time Savings		11,766,208

Total Net One-Time Costs		87,670,831

COBRA ONE-TIME COST REPORT (COBRA v6.07) - Page 2/8

Data As Of 3/3/2005 10:23:34 AM, Report Created 3/3/2005 10:23:40 AM

Department : Headquarters and Support JCSG
 Scenario File : S:\Geo Cluster subgroup and addressing\McCoy\Scenario Data Call\CIFA-DDS HQ\COBRA (To Quantico w-o COS, DISCO) (7%)\HSA-0131 Consolidate CIFA-DSS @ Quantico (7%) (COS, DISCO Removed) 27 Feb 05.CBR
 Option Pkg Name: HSA-0131 Consolidate CIFA-DSS @ Quantico (7%) (COS, DISCO Removed) 27 Feb 05
 Std Fctrs File : S:\COBRA Workspace\COBRA 6.07 -- 9 Feb 05\BRAC2005.SFF

Base: CDR MCB QUANTICO, VA (M00264)
 (All values in 2005 Constant Dollars)

Category	Cost	Sub-Total
-----	----	-----
Construction		
Military Construction	53,703,081	
Total - Construction		53,703,081
Personnel		
Civilian RIF	0	
Civilian Early Retirement	0	
Eliminated Military PCS	0	
Unemployment	0	
Total - Personnel		0
Overhead		
Program Management Cost	0	
Support Contract Termination	0	
Mothball / Shutdown	0	
Total - Overhead		0
Moving		
Civilian Moving	0	
Civilian PPP	0	
Military Moving	0	
Freight	0	
Information Technologies	110,000	
One-Time Moving Costs	0	
Total - Moving		110,000
Other		
HAP / RSE	0	
Environmental Mitigation Costs	204,600	
Mission Contract Startup and Termination	0	
One-Time Unique Costs	12,771,000	
Total - Other		12,975,600

Total One-Time Costs		66,788,681

One-Time Savings		
Military Construction Cost Avoidances	0	
Military Moving	0	
One-Time Moving Savings	0	
Environmental Mitigation Savings	0	
One-Time Unique Savings	0	

Total One-Time Savings		0

Total Net One-Time Costs		66,788,681

COBRA ONE-TIME COST REPORT (COBRA v6.07) - Page 3/8
 Data As Of 3/3/2005 10:23:34 AM, Report Created 3/3/2005 10:23:40 AM

Department : Headquarters and Support JCSG
 Scenario File : S:\Geo Cluster subgroup and addressing\McCoy\Scenario Data Call\CIFA-DDS HQ\COBRA (To Quantico w-o COS, DISCO) (7%)\HSA-0131 Consolidate CIFA-DSS @ Quantico (7%) (COS, DISCO Removed) 27 Feb 05.CBR
 Option Pkg Name: HSA-0131 Consolidate CIFA-DSS @ Quantico (7%) (COS, DISCO Removed) 27 Feb 05
 Std Fctrs File : S:\COBRA Workspace\COBRA 6.07 -- 9 Feb 05\BRAC2005.SFF

Base: Alexandria / I-395 A, VA (HSA001)
 (All values in 2005 Constant Dollars)

Category	Cost	Sub-Total
-----	----	-----
Construction		
Military Construction	0	
Total - Construction		0
Personnel		
Civilian RIF	771,274	
Civilian Early Retirement	37,177	
Eliminated Military PCS	10,477	
Unemployment	57,863	
Total - Personnel		876,791
Overhead		
Program Management Cost	0	
Support Contract Termination	0	
Mothball / Shutdown	0	
Total - Overhead		0
Moving		
Civilian Moving	0	
Civilian PPP	248,472	
Military Moving	0	
Freight	0	
Information Technologies	5,000,000	
One-Time Moving Costs	0	
Total - Moving		5,248,472
Other		
HAP / RSE	0	
Environmental Mitigation Costs	0	
Mission Contract Startup and Termination	50,000	
One-Time Unique Costs	19,785,000	
Total - Other		19,835,000

Total One-Time Costs		25,960,263

One-Time Savings		
Military Construction Cost Avoidances	0	
Military Moving	0	
One-Time Moving Savings	50,000	
Environmental Mitigation Savings	0	
One-Time Unique Savings	8,403,000	

Total One-Time Savings		8,453,000

Total Net One-Time Costs		17,507,263

COBRA ONE-TIME COST REPORT (COBRA v6.07) - Page 4/8
 Data As Of 3/3/2005 10:23:34 AM, Report Created 3/3/2005 10:23:40 AM

Department : Headquarters and Support JCSG
 Scenario File : S:\Geo Cluster subgroup and addressing\McCoy\Scenario Data Call\CIFA-DDS HQ\COBRA (To
 Quantico w-o COS, DISCO) (7%)\HSA-0131 Consolidate CIFA-DSS @ Quantico (7%) (COS, DISCO Removed) 27 Feb 05.CBR
 Option Pkg Name: HSA-0131 Consolidate CIFA-DSS @ Quantico (7%) (COS, DISCO Removed) 27 Feb 05
 Std Fctrs File : S:\COBRA Workspace\COBRA 6.07 -- 9 Feb 05\BRAC2005.SFF

Base: Colorado Springs CO, CO (HSA054)
 (All values in 2005 Constant Dollars)

Category	Cost	Sub-Total
-----	----	-----
Construction		
Military Construction	0	
Total - Construction		0
Personnel		
Civilian RIF	0	
Civilian Early Retirement	0	
Eliminated Military PCS	0	
Unemployment	0	
Total - Personnel		0
Overhead		
Program Management Cost	0	
Support Contract Termination	0	
Mothball / Shutdown	0	
Total - Overhead		0
Moving		
Civilian Moving	0	
Civilian PPP	0	
Military Moving	0	
Freight	0	
Information Technologies	0	
One-Time Moving Costs	0	
Total - Moving		0
Other		
HAP / RSE	0	
Environmental Mitigation Costs	0	
Mission Contract Startup and Termination	0	
One-Time Unique Costs	0	
Total - Other		0

Total One-Time Costs		0

One-Time Savings		
Military Construction Cost Avoidances	0	
Military Moving	0	
One-Time Moving Savings	0	
Environmental Mitigation Savings	0	
One-Time Unique Savings	0	

Total One-Time Savings		0

Total Net One-Time Costs		0

COBRA ONE-TIME COST REPORT (COBRA v6.07) - Page 5/8
 Data As Of 3/3/2005 10:23:34 AM, Report Created 3/3/2005 10:23:40 AM

Department : Headquarters and Support JCSG
 Scenario File : S:\Geo Cluster subgroup and addressing\McCoy\Scenario Data Call\CIFA-DDS HQ\COBRA (To Quantico w-o COS, DISCO) (7%)\HSA-0131 Consolidate CIFA-DSS @ Quantico (7%) (COS, DISCO Removed) 27 Feb 05.CBR
 Option Pkg Name: HSA-0131 Consolidate CIFA-DSS @ Quantico (7%) (COS, DISCO Removed) 27 Feb 05
 Std Fctrs File : S:\COBRA Workspace\COBRA 6.07 -- 9 Feb 05\BRAC2005.SFF

Base: Baltimore MD Leased, MD (HSA052)
 (All values in 2005 Constant Dollars)

Category	Cost	Sub-Total
-----	----	-----
Construction		
Military Construction	0	
Total - Construction		0
Personnel		
Civilian RIF	237,315	
Civilian Early Retirement	86,746	
Eliminated Military PCS	14,476	
Unemployment	17,804	
Total - Personnel		356,341
Overhead		
Program Management Cost	0	
Support Contract Termination	0	
Mothball / Shutdown	0	
Total - Overhead		0
Moving		
Civilian Moving	2,257,655	
Civilian PPP	70,992	
Military Moving	1,818	
Freight	26,235	
Information Technologies	1,010,400	
One-Time Moving Costs	318,000	
Total - Moving		3,685,101
Other		
HAP / RSE	0	
Environmental Mitigation Costs	150,000	
Mission Contract Startup and Termination	525,000	
One-Time Unique Costs	1,129,000	
Total - Other		1,804,000

Total One-Time Costs		5,845,441

One-Time Savings		
Military Construction Cost Avoidances	0	
Military Moving	1,598	
One-Time Moving Savings	0	
Environmental Mitigation Savings	0	
One-Time Unique Savings	3,003,000	

Total One-Time Savings		3,004,598

Total Net One-Time Costs		2,840,843

COBRA ONE-TIME COST REPORT (COBRA v6.07) - Page 6/8
 Data As Of 3/3/2005 10:23:34 AM, Report Created 3/3/2005 10:23:40 AM

Department : Headquarters and Support JCSG
 Scenario File : S:\Geo Cluster subgroup and addressing\McCoy\Scenario Data Call\CIFA-DDS HQ\COBRA (To
 Quantico w-o COS, DISCO) (7%)\HSA-0131 Consolidate CIFA-DSS @ Quantico (7%) (COS, DISCO Removed) 27 Feb 05.CBR
 Option Pkg Name: HSA-0131 Consolidate CIFA-DSS @ Quantico (7%) (COS, DISCO Removed) 27 Feb 05
 Std Fctrs File : S:\COBRA Workspace\COBRA 6.07 -- 9 Feb 05\BRAC2005.SFF

Base: Long Beach CA, CA (HSA055)
 (All values in 2005 Constant Dollars)

Category	Cost	Sub-Total
-----	----	-----
Construction		
Military Construction	0	
Total - Construction		0
Personnel		
Civilian RIF	64,287	
Civilian Early Retirement	0	
Eliminated Military PCS	0	
Unemployment	4,451	
Total - Personnel		68,738
Overhead		
Program Management Cost	0	
Support Contract Termination	0	
Mothball / Shutdown	0	
Total - Overhead		0
Moving		
Civilian Moving	188,769	
Civilian PPP	0	
Military Moving	0	
Freight	4,898	
Information Technologies	600	
One-Time Moving Costs	0	
Total - Moving		194,266
Other		
HAP / RSE	0	
Environmental Mitigation Costs	0	
Mission Contract Startup and Termination	0	
One-Time Unique Costs	1,000	
Total - Other		1,000

Total One-Time Costs		264,004

One-Time Savings		
Military Construction Cost Avoidances	0	
Military Moving	0	
One-Time Moving Savings	0	
Environmental Mitigation Savings	0	
One-Time Unique Savings	36,000	

Total One-Time Savings		36,000

Total Net One-Time Costs		228,004

COBRA ONE-TIME COST REPORT (COBRA v6.07) - Page 7/8
 Data As Of 3/3/2005 10:23:34 AM, Report Created 3/3/2005 10:23:40 AM

Department : Headquarters and Support JCSG
 Scenario File : S:\Geo Cluster subgroup and addressing\McCoy\Scenario Data Call\CIFA-DDS HQ\COBRA (To Quantico w-o COS, DISCO) (7%)\HSA-0131 Consolidate CIFA-DSS @ Quantico (7%) (COS, DISCO Removed) 27 Feb 05.CBR
 Option Pkg Name: HSA-0131 Consolidate CIFA-DSS @ Quantico (7%) (COS, DISCO Removed) 27 Feb 05
 Std Fctrs File : S:\COBRA Workspace\COBRA 6.07 -- 9 Feb 05\BRAC2005.SFF

Base: Smyrna GA Leased, GA (HSA053)
 (All values in 2005 Constant Dollars)

Category	Cost	Sub-Total
-----	----	-----
Construction		
Military Construction	0	
Total - Construction		0
Personnel		
Civilian RIF	58,283	
Civilian Early Retirement	0	
Eliminated Military PCS	0	
Unemployment	4,451	
Total - Personnel		62,734
Overhead		
Program Management Cost	0	
Support Contract Termination	0	
Mothball / Shutdown	0	
Total - Overhead		0
Moving		
Civilian Moving	194,019	
Civilian PPP	0	
Military Moving	0	
Freight	4,030	
Information Technologies	1,000	
One-Time Moving Costs	0	
Total - Moving		199,049
Other		
HAP / RSE	0	
Environmental Mitigation Costs	0	
Mission Contract Startup and Termination	0	
One-Time Unique Costs	5,360	
Total - Other		5,360

Total One-Time Costs		267,143

One-Time Savings		
Military Construction Cost Avoidances	0	
Military Moving	0	
One-Time Moving Savings	0	
Environmental Mitigation Savings	0	
One-Time Unique Savings	252,610	

Total One-Time Savings		252,610

Total Net One-Time Costs		14,533

COBRA ONE-TIME COST REPORT (COBRA v6.07) - Page 8/8
 Data As Of 3/3/2005 10:23:34 AM, Report Created 3/3/2005 10:23:40 AM

Department : Headquarters and Support JCSG
 Scenario File : S:\Geo Cluster subgroup and addressing\McCoy\Scenario Data Call\CIFA-DDS HQ\COBRA (To Quantico w-o COS, DISCO) (7%)\HSA-0131 Consolidate CIFA-DSS @ Quantico (7%) (COS, DISCO Removed) 27 Feb 05.CBR
 Option Pkg Name: HSA-0131 Consolidate CIFA-DSS @ Quantico (7%) (COS, DISCO Removed) 27 Feb 05
 Std Fctrs File : S:\COBRA Workspace\COBRA 6.07 -- 9 Feb 05\BRAC2005.SFF

Base: Columbus OH, OH (HSA005)
 (All values in 2005 Constant Dollars)

Category	Cost	Sub-Total
-----	----	-----
Construction		
Military Construction	0	
Total - Construction		0
Personnel		
Civilian RIF	58,537	
Civilian Early Retirement	12,227	
Eliminated Military PCS	0	
Unemployment	4,451	
Total - Personnel		75,215
Overhead		
Program Management Cost	0	
Support Contract Termination	0	
Mothball / Shutdown	0	
Total - Overhead		0
Moving		
Civilian Moving	227,478	
Civilian PPP	0	
Military Moving	0	
Freight	7,412	
Information Technologies	1,400	
One-Time Moving Costs	0	
Total - Moving		236,290
Other		
HAP / RSE	0	
Environmental Mitigation Costs	0	
Mission Contract Startup and Termination	0	
One-Time Unique Costs	0	
Total - Other		0

Total One-Time Costs		311,505

One-Time Savings		
Military Construction Cost Avoidances	0	
Military Moving	0	
One-Time Moving Savings	0	
Environmental Mitigation Savings	0	
One-Time Unique Savings	20,000	

Total One-Time Savings		20,000

Total Net One-Time Costs		291,505

TOTAL COBRA REALIGNMENT DETAIL REPORT (COBRA v6.07) - Page 1/24
 Data As Of 3/3/2005 10:23:34 AM, Report Created 3/3/2005 10:23:40 AM

Department : Headquarters and Support JCSG
 Scenario File : S:\Geo Cluster subgroup and addressing\McCoy\Scenario Data Call\CIFA-DDS HQ\COBRA (To Quantico w-o COS, DISCO) (7%)\HSA-0131 Consolidate CIFA-DSS @ Quantico (7%) (COS, DISCO Removed) 27 Feb 05.CBR
 Option Pkg Name: HSA-0131 Consolidate CIFA-DSS @ Quantico (7%) (COS, DISCO Removed) 27 Feb 05
 Std Fctrs File : S:\COBRA Workspace\COBRA 6.07 -- 9 Feb 05\BRAC2005.SFF

ONE-TIME COSTS -----(\$K)-----	2006 ----	2007 ----	2008 ----	2009 ----	2010 ----	2011 ----	Total -----
CONSTRUCTION							
MILCON	4,434	0	49,269	0	0	0	53,703
O&M							
CIV SALARY							
Civ RIF	0	0	0	1,190	0	0	1,190
Civ Retire	0	0	0	136	0	0	136
CIV MOVING							
Per Diem	0	0	0	268	0	0	268
POV Miles	0	0	0	4	0	0	4
Home Purch	0	0	0	1,618	0	0	1,618
HHG	0	0	0	143	0	0	143
Misc	0	0	0	71	0	0	71
House Hunt	0	0	0	167	0	0	167
PPP	0	0	0	319	0	0	319
RITA	0	0	0	596	0	0	596
FREIGHT							
Packing	0	0	0	4	0	0	4
Freight	0	0	0	38	0	0	38
Vehicles	0	0	0	0	0	0	0
Unemployment	0	0	0	89	0	0	89
OTHER							
Info Tech	0	0	1,109	5,014	0	0	6,123
Prog Manage	0	0	0	0	0	0	0
Supt Contract	0	0	0	0	0	0	0
Mothball	0	0	0	0	0	0	0
1-Time Move	0	0	0	318	0	0	318
MIL PERSONNEL							
MIL MOVING							
Per Diem	0	0	0	0	0	0	0
POV Miles	0	0	0	0	0	0	0
HHG	0	0	0	1	0	0	1
Misc	0	0	0	1	0	0	1
OTHER							
Elim PCS	0	0	0	25	0	0	25
OTHER							
HAP / RSE	0	0	0	0	0	0	0
Environmental	0	0	355	0	0	0	355
Misn Contract	0	0	525	50	0	0	575
1-Time Other	0	0	13,586	20,105	0	0	33,691
TOTAL ONE-TIME	4,434	0	64,843	30,159	0	0	99,437

TOTAL COBRA REALIGNMENT DETAIL REPORT (COBRA v6.07) - Page 2/24
 Data As Of 3/3/2005 10:23:34 AM, Report Created 3/3/2005 10:23:40 AM

Department : Headquarters and Support JCSG
 Scenario File : S:\Geo Cluster subgroup and addressing\McCoy\Scenario Data Call\CIFA-DDS HQ\COBRA (To Quantico w-o COS, DISCO) (7%)\HSA-0131 Consolidate CIFA-DSS @ Quantico (7%) (COS, DISCO Removed) 27 Feb 05.CBR
 Option Pkg Name: HSA-0131 Consolidate CIFA-DSS @ Quantico (7%) (COS, DISCO Removed) 27 Feb 05
 Std Fctrs File : S:\COBRA Workspace\COBRA 6.07 -- 9 Feb 05\BRAC2005.SFF

RECURRINGCOSTS	2006	2007	2008	2009	2010	2011	Total	Beyond
-----(\$K)-----	----	----	----	----	----	----	-----	-----
O&M								
Sustainment	0	0	454	454	454	454	1,814	454
Recap	0	0	573	573	573	573	2,293	573
BOS	0	0	0	857	857	857	2,571	857
Civ Salary	0	0	0	14	14	14	42	14
TRICARE	0	0	0	0	0	0	0	0
MIL PERSONNEL								
Off Salary	0	0	0	0	0	0	0	0
Enl Salary	0	0	0	0	0	0	0	0
House Allow	0	0	0	13	13	13	39	13
OTHER								
Mission Activ	0	0	200	200	200	200	800	200
Misc Recur	0	0	0	31	31	31	93	31
TOTAL RECUR	0	0	1,227	2,142	2,142	2,142	7,652	2,142
TOTAL COST	4,434	0	65,545	32,251	2,142	2,142	106,514	2,142
ONE-TIME SAVES	2006	2007	2008	2009	2010	2011	Total	
-----(\$K)-----	----	----	----	----	----	----	-----	
CONSTRUCTION								
MILCON	0	0	0	0	0	0	0	
O&M								
1-Time Move	0	0	0	50	0	0	50	
MIL PERSONNEL								
Mil Moving	0	0	0	1	0	0	1	
OTHER								
Environmental	0	0	0	0	0	0	0	
1-Time Other	0	0	0	11,715	0	0	11,715	
TOTAL ONE-TIME	0	0	0	11,766	0	0	11,766	
RECURRINGSAVES	2006	2007	2008	2009	2010	2011	Total	Beyond
-----(\$K)-----	----	----	----	----	----	----	-----	-----
FAM HOUSE OPS	0	0	0	0	0	0	0	0
O&M								
Sustainment	0	0	0	0	0	0	0	0
Recap	0	0	0	0	0	0	0	0
BOS	0	0	0	0	0	0	0	0
Civ Salary	0	0	0	1,540	3,054	3,054	7,648	3,054
MIL PERSONNEL								
Off Salary	0	0	0	125	250	250	625	250
Enl Salary	0	0	0	41	82	82	206	82
House Allow	0	0	0	56	56	56	168	56
OTHER								
Procurement	0	0	0	200	0	0	200	0
Mission Activ	0	0	0	0	0	0	0	0
Misc Recur	0	0	0	23,329	23,329	23,329	69,987	23,329
TOTAL RECUR	0	0	0	25,291	26,771	26,771	78,834	26,771
TOTAL SAVINGS	0	0	0	37,057	26,771	26,771	90,600	26,771

TOTAL COBRA REALIGNMENT DETAIL REPORT (COBRA v6.07) - Page 3/24
Data As Of 3/3/2005 10:23:34 AM, Report Created 3/3/2005 10:23:40 AM

Department : Headquarters and Support JCSG
Scenario File : S:\Geo Cluster subgroup and addressing\McCoy\Scenario Data Call\CIFA-DDS HQ\COBRA (To Quantico w-o COS, DISCO) (7%)\HSA-0131 Consolidate CIFA-DSS @ Quantico (7%) (COS, DISCO Removed) 27 Feb 05.CBR
Option Pkg Name: HSA-0131 Consolidate CIFA-DSS @ Quantico (7%) (COS, DISCO Removed) 27 Feb 05
Std Fctrs File : S:\COBRA Workspace\COBRA 6.07 -- 9 Feb 05\BRAC2005.SFF

ONE-TIME NET -----(\$K)-----	2006	2007	2008	2009	2010	2011	Total	
CONSTRUCTION								
MILCON	4,434	0	49,269	0	0	0	53,703	
O&M								
Civ Retir/RIF	0	0	0	1,326	0	0	1,326	
Civ Moving	0	0	0	3,230	0	0	3,230	
Info Tech	0	0	1,109	5,014	0	0	6,123	
Other	0	0	0	357	0	0	357	
MIL PERSONNEL								
Mil Moving	0	0	0	25	0	0	25	
OTHER								
HAP / RSE	0	0	0	0	0	0	0	
Environmental	0	0	355	0	0	0	355	
Misn Contract	0	0	525	50	0	0	575	
1-Time Other	0	0	13,586	8,391	0	0	21,977	
TOTAL ONE-TIME	4,434	0	64,843	18,393	0	0	87,316	
RECURRING NET -----(\$K)-----	2006	2007	2008	2009	2010	2011	Total	Beyond
FAM HOUSE OPS	0	0	0	0	0	0	0	0
O&M								
Sustainment	0	0	454	454	454	454	1,814	454
Recap	0	0	573	573	573	573	2,293	573
BOS	0	0	0	857	857	857	2,571	857
Civ Salary	0	0	0	-1,526	-3,040	-3,040	-7,606	-3,040
TRICARE	0	0	0	0	0	0	0	0
MIL PERSONNEL								
Mil Salary	0	0	0	-166	-332	-332	-831	-332
House Allow	0	0	0	-43	-43	-43	-130	-43
OTHER								
Procurement	0	0	0	-200	0	0	-200	0
Mission Activ	0	0	200	200	200	200	800	200
Misc Recur	0	0	0	-23,298	-23,298	-23,298	-69,894	-23,298
TOTAL RECUR	0	0	1,227	-23,149	-24,629	-24,629	-71,182	-24,629
TOTAL NET COST	4,434	0	65,545	-4,806	-24,629	-24,629	15,914	-24,629

COBRA REALIGNMENT DETAIL REPORT (COBRA v6.07) - Page 4/24
 Data As Of 3/3/2005 10:23:34 AM, Report Created 3/3/2005 10:23:40 AM

Department : Headquarters and Support JCSG
 Scenario File : S:\Geo Cluster subgroup and addressing\McCoy\Scenario Data Call\CIFA-DDS HQ\COBRA (To Quantico w-o COS, DISCO) (7%)\HSA-0131 Consolidate CIFA-DSS @ Quantico (7%) (COS, DISCO Removed) 27 Feb 05.CBR
 Option Pkg Name: HSA-0131 Consolidate CIFA-DSS @ Quantico (7%) (COS, DISCO Removed) 27 Feb 05
 Std Fctrs File : S:\COBRA Workspace\COBRA 6.07 -- 9 Feb 05\BRAC2005.SFF

Base: CDR MCB QUANTICO, VA (M00264)	2006	2007	2008	2009	2010	2011	Total
ONE-TIME COSTS	----	----	----	----	----	----	-----
-----(\$K)-----	----	----	----	----	----	----	-----
CONSTRUCTION							
MILCON	4,434	0	49,269	0	0	0	53,703
O&M							
CIV SALARY							
Civ RIFs	0	0	0	0	0	0	0
Civ Retire	0	0	0	0	0	0	0
CIV MOVING							
Per Diem	0	0	0	0	0	0	0
POV Miles	0	0	0	0	0	0	0
Home Purch	0	0	0	0	0	0	0
HHG	0	0	0	0	0	0	0
Misc	0	0	0	0	0	0	0
House Hunt	0	0	0	0	0	0	0
PPP	0	0	0	0	0	0	0
RITA	0	0	0	0	0	0	0
FREIGHT							
Packing	0	0	0	0	0	0	0
Freight	0	0	0	0	0	0	0
Vehicles	0	0	0	0	0	0	0
Unemployment	0	0	0	0	0	0	0
OTHER							
Info Tech	0	0	110	0	0	0	110
Prog Manage	0	0	0	0	0	0	0
Supt Contrac	0	0	0	0	0	0	0
Mothball	0	0	0	0	0	0	0
1-Time Move	0	0	0	0	0	0	0
MIL PERSONNEL							
MIL MOVING							
Per Diem	0	0	0	0	0	0	0
POV Miles	0	0	0	0	0	0	0
HHG	0	0	0	0	0	0	0
Misc	0	0	0	0	0	0	0
OTHER							
Elim PCS	0	0	0	0	0	0	0
OTHER							
HAP / RSE	0	0	0	0	0	0	0
Environmental	0	0	205	0	0	0	205
Misn Contract	0	0	0	0	0	0	0
1-Time Other	0	0	12,771	0	0	0	12,771
TOTAL ONE-TIME	4,434	0	62,354	0	0	0	66,789

COBRA REALIGNMENT DETAIL REPORT (COBRA v6.07) - Page 5/24
 Data As Of 3/3/2005 10:23:34 AM, Report Created 3/3/2005 10:23:40 AM

Department : Headquarters and Support JCSG
 Scenario File : S:\Geo Cluster subgroup and addressing\McCoy\Scenario Data Call\CIFA-DDS HQ\COBRA (To Quantico w-o COS, DISCO) (7%)\HSA-0131 Consolidate CIFA-DSS @ Quantico (7%) (COS, DISCO Removed) 27 Feb 05.CBR
 Option Pkg Name: HSA-0131 Consolidate CIFA-DSS @ Quantico (7%) (COS, DISCO Removed) 27 Feb 05
 Std Fctrs File : S:\COBRA Workspace\COBRA 6.07 -- 9 Feb 05\BRAC2005.SFF

Base: CDR MCB QUANTICO, VA (M00264)	2006	2007	2008	2009	2010	2011	Total	Beyond
RECURRINGCOSTS								
-----(\$K)-----	----	----	----	----	----	----	-----	-----
O&M								
Sustainment	0	0	454	454	454	454	1,814	454
Recap	0	0	573	573	573	573	2,293	573
BOS	0	0	0	857	857	857	2,571	857
Civ Salary	0	0	0	14	14	14	42	14
TRICARE	0	0	0	0	0	0	0	0
MIL PERSONNEL								
Off Salary	0	0	0	0	0	0	0	0
Enl Salary	0	0	0	0	0	0	0	0
House Allow	0	0	0	13	13	13	39	13
OTHER								
Mission Activ	0	0	0	0	0	0	0	0
Misc Recur	0	0	0	31	31	31	93	31
TOTAL RECUR	0	0	1,027	1,942	1,942	1,942	6,852	1,942
TOTAL COSTS	4,434	0	63,381	1,942	1,942	1,942	73,641	1,942
ONE-TIME SAVES	2006	2007	2008	2009	2010	2011	Total	
-----(\$K)-----	----	----	----	----	----	----	-----	
CONSTRUCTION								
MILCON	0	0	0	0	0	0	0	
O&M								
1-Time Move	0	0	0	0	0	0	0	
MIL PERSONNEL								
Mil Moving	0	0	0	0	0	0	0	
OTHER								
Environmental	0	0	0	0	0	0	0	
1-Time Other	0	0	0	0	0	0	0	
TOTAL ONE-TIME	0	0	0	0	0	0	0	
RECURRINGSAVES	2006	2007	2008	2009	2010	2011	Total	Beyond
-----(\$K)-----	----	----	----	----	----	----	-----	-----
FAM HOUSE OPS	0	0	0	0	0	0	0	0
O&M								
Sustainment	0	0	0	0	0	0	0	0
Recap	0	0	0	0	0	0	0	0
BOS	0	0	0	0	0	0	0	0
Civ Salary	0	0	0	26	26	26	78	26
MIL PERSONNEL								
Off Salary	0	0	0	0	0	0	0	0
Enl Salary	0	0	0	0	0	0	0	0
House Allow	0	0	0	0	0	0	0	0
OTHER								
Procurement	0	0	0	0	0	0	0	0
Mission Activ	0	0	0	0	0	0	0	0
Misc Recur	0	0	0	0	0	0	0	0
TOTAL RECUR	0	0	0	26	26	26	78	26
TOTAL SAVINGS	0	0	0	26	26	26	78	26

COBRA REALIGNMENT DETAIL REPORT (COBRA v6.07) - Page 6/24
 Data As Of 3/3/2005 10:23:34 AM, Report Created 3/3/2005 10:23:40 AM

Department : Headquarters and Support JCSG
 Scenario File : S:\Geo Cluster subgroup and addressing\McCoy\Scenario Data Call\CIFA-DDS HQ\COBRA (To Quantico w-o COS, DISCO) (7%)\HSA-0131 Consolidate CIFA-DSS @ Quantico (7%) (COS, DISCO Removed) 27 Feb 05.CBR
 Option Pkg Name: HSA-0131 Consolidate CIFA-DSS @ Quantico (7%) (COS, DISCO Removed) 27 Feb 05
 Std Fctrs File : S:\COBRA Workspace\COBRA 6.07 -- 9 Feb 05\BRAC2005.SFF

Base: CDR MCB QUANTICO, VA (M00264)								
ONE-TIME NET	2006	2007	2008	2009	2010	2011	Total	
-----(\$K)-----	----	----	----	----	----	----	-----	
CONSTRUCTION								
MILCON	4,434	0	49,269	0	0	0	53,703	
O&M								
Civ Retir/RIF	0	0	0	0	0	0	0	
Civ Moving	0	0	0	0	0	0	0	
Info Tech	0	0	110	0	0	0	110	
Other	0	0	0	0	0	0	0	
MIL PERSONNEL								
Mil Moving	0	0	0	0	0	0	0	
OTHER								
HAP / RSE	0	0	0	0	0	0	0	
Environmental	0	0	205	0	0	0	205	
Misn Contract	0	0	0	0	0	0	0	
1-Time Other	0	0	12,771	0	0	0	12,771	
TOTAL ONE-TIME	4,434	0	62,354	0	0	0	66,789	
RECURRING NET								
-----(\$K)-----	----	----	----	----	----	----	-----	Beyond
FAM HOUSE OPS	0	0	0	0	0	0	0	0
O&M								
Sustainment	0	0	454	454	454	454	1,814	454
Recap	0	0	573	573	573	573	2,293	573
BOS	0	0	0	857	857	857	2,571	857
Civ Salary	0	0	0	-12	-12	-12	-36	-12
TRICARE	0	0	0	0	0	0	0	0
MIL PERSONNEL								
Mil Salary	0	0	0	0	0	0	0	0
House Allow	0	0	0	13	13	13	39	13
OTHER								
Procurement	0	0	0	0	0	0	0	0
Mission Activ	0	0	0	0	0	0	0	0
Misc Recur	0	0	0	31	31	31	93	31
TOTAL RECUR	0	0	1,027	1,916	1,916	1,916	6,774	1,916
TOTAL NET COST	4,434	0	63,381	1,916	1,916	1,916	73,563	1,916

COBRA REALIGNMENT DETAIL REPORT (COBRA v6.07) - Page 7/24
 Data As Of 3/3/2005 10:23:34 AM, Report Created 3/3/2005 10:23:40 AM

Department : Headquarters and Support JCSG
 Scenario File : S:\Geo Cluster subgroup and addressing\McCoy\Scenario Data Call\CIFA-DDS HQ\COBRA (To Quantico w-o COS, DISCO) (7%)\HSA-0131 Consolidate CIFA-DSS @ Quantico (7%) (COS, DISCO Removed) 27 Feb 05.CBR
 Option Pkg Name: HSA-0131 Consolidate CIFA-DSS @ Quantico (7%) (COS, DISCO Removed) 27 Feb 05
 Std Fctrs File : S:\COBRA Workspace\COBRA 6.07 -- 9 Feb 05\BRAC2005.SFF

Base: Alexandria / I-395 A, VA (HSA001)

ONE-TIME COSTS	2006	2007	2008	2009	2010	2011	Total
-----(\$K)-----	----	----	----	----	----	----	-----
CONSTRUCTION							
MILCON	0	0	0	0	0	0	0
O&M							
CIV SALARY							
Civ RIFs	0	0	0	771	0	0	771
Civ Retire	0	0	0	37	0	0	37
CIV MOVING							
Per Diem	0	0	0	0	0	0	0
POV Miles	0	0	0	0	0	0	0
Home Purch	0	0	0	0	0	0	0
HHG	0	0	0	0	0	0	0
Misc	0	0	0	0	0	0	0
House Hunt	0	0	0	0	0	0	0
PPP	0	0	0	248	0	0	248
RITA	0	0	0	0	0	0	0
FREIGHT							
Packing	0	0	0	0	0	0	0
Freight	0	0	0	0	0	0	0
Vehicles	0	0	0	0	0	0	0
Unemployment	0	0	0	58	0	0	58
OTHER							
Info Tech	0	0	0	5,000	0	0	5,000
Prog Manage	0	0	0	0	0	0	0
Supt Contrac	0	0	0	0	0	0	0
Mothball	0	0	0	0	0	0	0
1-Time Move	0	0	0	0	0	0	0
MIL PERSONNEL							
MIL MOVING							
Per Diem	0	0	0	0	0	0	0
POV Miles	0	0	0	0	0	0	0
HHG	0	0	0	0	0	0	0
Misc	0	0	0	0	0	0	0
OTHER							
Elim PCS	0	0	0	10	0	0	10
OTHER							
HAP / RSE	0	0	0	0	0	0	0
Environmental	0	0	0	0	0	0	0
Misn Contract	0	0	0	50	0	0	50
1-Time Other	0	0	0	19,785	0	0	19,785
TOTAL ONE-TIME	0	0	0	25,960	0	0	25,960

COBRA REALIGNMENT DETAIL REPORT (COBRA v6.07) - Page 8/24
 Data As Of 3/3/2005 10:23:34 AM, Report Created 3/3/2005 10:23:40 AM

Department : Headquarters and Support JCSG
 Scenario File : S:\Geo Cluster subgroup and addressing\McCoy\Scenario Data Call\CIFA-DDS HQ\COBRA (To Quantico w-o COS, DISCO) (7%)\HSA-0131 Consolidate CIFA-DSS @ Quantico (7%) (COS, DISCO Removed) 27 Feb 05.CBR
 Option Pkg Name: HSA-0131 Consolidate CIFA-DSS @ Quantico (7%) (COS, DISCO Removed) 27 Feb 05
 Std Fctrs File : S:\COBRA Workspace\COBRA 6.07 -- 9 Feb 05\BRAC2005.SFF

Base: Alexandria / I-395 A, VA (HSA001)	2006	2007	2008	2009	2010	2011	Total	Beyond
RECURRINGCOSTS	2006	2007	2008	2009	2010	2011	Total	Beyond
-----(\$K)-----	----	----	----	----	----	----	-----	-----
O&M								
Sustainment	0	0	0	0	0	0	0	0
Recap	0	0	0	0	0	0	0	0
BOS	0	0	0	0	0	0	0	0
Civ Salary	0	0	0	0	0	0	0	0
TRICARE	0	0	0	0	0	0	0	0
MIL PERSONNEL								
Off Salary	0	0	0	0	0	0	0	0
Enl Salary	0	0	0	0	0	0	0	0
House Allow	0	0	0	0	0	0	0	0
OTHER								
Mission Activ	0	0	0	0	0	0	0	0
Misc Recur	0	0	0	0	0	0	0	0
TOTAL RECUR	0	0	0	0	0	0	0	0
TOTAL COSTS	0	0	0	25,960	0	0	25,960	0
ONE-TIME SAVES	2006	2007	2008	2009	2010	2011	Total	
-----(\$K)-----	----	----	----	----	----	----	-----	
CONSTRUCTION								
MILCON	0	0	0	0	0	0	0	
O&M								
1-Time Move	0	0	0	50	0	0	50	
MIL PERSONNEL								
Mil Moving	0	0	0	0	0	0	0	
OTHER								
Environmental	0	0	0	0	0	0	0	
1-Time Other	0	0	0	8,403	0	0	8,403	
TOTAL ONE-TIME	0	0	0	8,453	0	0	8,453	
RECURRINGSAVES	2006	2007	2008	2009	2010	2011	Total	Beyond
-----(\$K)-----	----	----	----	----	----	----	-----	-----
FAM HOUSE OPS	0	0	0	0	0	0	0	0
O&M								
Sustainment	0	0	0	0	0	0	0	0
Recap	0	0	0	0	0	0	0	0
BOS	0	0	0	0	0	0	0	0
Civ Salary	0	0	0	1,134	2,268	2,268	5,670	2,268
MIL PERSONNEL								
Off Salary	0	0	0	62	125	125	312	125
Enl Salary	0	0	0	0	0	0	0	0
House Allow	0	0	0	24	24	24	72	24
OTHER								
Procurement	0	0	0	200	0	0	200	0
Mission Activ	0	0	0	0	0	0	0	0
Misc Recur	0	0	0	18,664	18,664	18,664	55,992	18,664
TOTAL RECUR	0	0	0	20,085	21,081	21,081	62,247	21,081
TOTAL SAVINGS	0	0	0	28,538	21,081	21,081	70,700	21,081

COBRA REALIGNMENT DETAIL REPORT (COBRA v6.07) - Page 9/24
 Data As Of 3/3/2005 10:23:34 AM, Report Created 3/3/2005 10:23:40 AM

Department : Headquarters and Support JCSG
 Scenario File : S:\Geo Cluster subgroup and addressing\McCoy\Scenario Data Call\CIFA-DDS HQ\COBRA (To Quantico w-o COS, DISCO) (7%)\HSA-0131 Consolidate CIFA-DSS @ Quantico (7%) (COS, DISCO Removed) 27 Feb 05.CBR
 Option Pkg Name: HSA-0131 Consolidate CIFA-DSS @ Quantico (7%) (COS, DISCO Removed) 27 Feb 05
 Std Fctrs File : S:\COBRA Workspace\COBRA 6.07 -- 9 Feb 05\BRAC2005.SFF

Base: Alexandria / I-395 A, VA (HSA001)	2006	2007	2008	2009	2010	2011	Total	
ONE-TIME NET								
-----(\$K)-----	----	----	----	----	----	----	----	
CONSTRUCTION								
MILCON	0	0	0	0	0	0	0	
O&M								
Civ Retir/RIF	0	0	0	808	0	0	808	
Civ Moving	0	0	0	248	0	0	248	
Info Tech	0	0	0	5,000	0	0	5,000	
Other	0	0	0	8	0	0	108	
MIL PERSONNEL								
Mil Moving	0	0	0	10	0	0	10	
OTHER								
HAP / RSE	0	0	0	0	0	0	0	
Environmental	0	0	0	0	0	0	0	
Misn Contract	0	0	0	50	0	0	50	
1-Time Other	0	0	0	11,382	0	0	11,382	
TOTAL ONE-TIME	0	0	0	17,507	0	0	17,507	
RECURRING NET	2006	2007	2008	2009	2010	2011	Total	Beyond
-----(\$K)-----	----	----	----	----	----	----	----	-----
FAM HOUSE OPS	0	0	0	0	0	0	0	0
O&M								
Sustainment	0	0	0	0	0	0	0	0
Recap	0	0	0	0	0	0	0	0
BOS	0	0	0	0	0	0	0	0
Civ Salary	0	0	0	-1,134	-2,268	-2,268	-5,670	-2,268
TRICARE	0	0	0	0	0	0	0	0
MIL PERSONNEL								
Mil Salary	0	0	0	-62	-125	-125	-312	-125
House Allow	0	0	0	-24	-24	-24	-72	-24
OTHER								
Procurement	0	0	0	-200	0	0	-200	0
Mission Activ	0	0	0	0	0	0	0	0
Misc Recur	0	0	0	-18,664	-18,664	-18,664	-55,992	-18,664
TOTAL RECUR	0	0	0	-19,685	-21,081	-21,081	-61,847	-21,081
TOTAL NET COST	0	0	0	-2,627	-21,081	-21,081	-44,790	-21,081

COBRA REALIGNMENT DETAIL REPORT (COBRA v6.07) - Page 10/24
 Data As Of 3/3/2005 10:23:34 AM, Report Created 3/3/2005 10:23:40 AM

Department : Headquarters and Support JCSG
 Scenario File : S:\Geo Cluster subgroup and addressing\McCoy\Scenario Data Call\CIFA-DDS HQ\COBRA (To Quantico w-o COS, DISCO) (7%)\HSA-0131 Consolidate CIFA-DSS @ Quantico (7%) (COS, DISCO Removed) 27 Feb 05.CBR
 Option Pkg Name: HSA-0131 Consolidate CIFA-DSS @ Quantico (7%) (COS, DISCO Removed) 27 Feb 05
 Std Fctrs File : S:\COBRA Workspace\COBRA 6.07 -- 9 Feb 05\BRAC2005.SFF

Base: Colorado Springs CO, CO (HSA054)	2006	2007	2008	2009	2010	2011	Total
ONE-TIME COSTS	----	----	----	----	----	----	-----
-----(\$K)-----							
CONSTRUCTION							
MILCON	0	0	0	0	0	0	0
O&M							
CIV SALARY							
Civ RIFs	0	0	0	0	0	0	0
Civ Retire	0	0	0	0	0	0	0
CIV MOVING							
Per Diem	0	0	0	0	0	0	0
POV Miles	0	0	0	0	0	0	0
Home Purch	0	0	0	0	0	0	0
HHG	0	0	0	0	0	0	0
Misc	0	0	0	0	0	0	0
House Hunt	0	0	0	0	0	0	0
PPP	0	0	0	0	0	0	0
RITA	0	0	0	0	0	0	0
FREIGHT							
Packing	0	0	0	0	0	0	0
Freight	0	0	0	0	0	0	0
Vehicles	0	0	0	0	0	0	0
Unemployment	0	0	0	0	0	0	0
OTHER							
Info Tech	0	0	0	0	0	0	0
Prog Manage	0	0	0	0	0	0	0
Supt Contrac	0	0	0	0	0	0	0
Mothball	0	0	0	0	0	0	0
1-Time Move	0	0	0	0	0	0	0
MIL PERSONNEL							
MIL MOVING							
Per Diem	0	0	0	0	0	0	0
POV Miles	0	0	0	0	0	0	0
HHG	0	0	0	0	0	0	0
Misc	0	0	0	0	0	0	0
OTHER							
Elim PCS	0	0	0	0	0	0	0
OTHER							
HAP / RSE	0	0	0	0	0	0	0
Environmental	0	0	0	0	0	0	0
Misn Contract	0	0	0	0	0	0	0
1-Time Other	0	0	0	0	0	0	0
TOTAL ONE-TIME	0	0	0	0	0	0	0

COBRA REALIGNMENT DETAIL REPORT (COBRA v6.07) - Page 11/24
 Data As Of 3/3/2005 10:23:34 AM, Report Created 3/3/2005 10:23:40 AM

Department : Headquarters and Support JCSG
 Scenario File : S:\Geo Cluster subgroup and addressing\McCoy\Scenario Data Call\CIFA-DDS HQ\COBRA (To Quantico w-o COS, DISCO) (7%)\HSA-0131 Consolidate CIFA-DSS @ Quantico (7%) (COS, DISCO Removed) 27 Feb 05.CBR
 Option Pkg Name: HSA-0131 Consolidate CIFA-DSS @ Quantico (7%) (COS, DISCO Removed) 27 Feb 05
 Std Fctrs File : S:\COBRA Workspace\COBRA 6.07 -- 9 Feb 05\BRAC2005.SFF

Base: Colorado Springs CO, CO (HSA054)	2006	2007	2008	2009	2010	2011	Total	Beyond
RECURRINGCOSTS	2006	2007	2008	2009	2010	2011	Total	Beyond
-----(\$K)-----	----	----	----	----	----	----	-----	-----
O&M								
Sustainment	0	0	0	0	0	0	0	0
Recap	0	0	0	0	0	0	0	0
BOS	0	0	0	0	0	0	0	0
Civ Salary	0	0	0	0	0	0	0	0
TRICARE	0	0	0	0	0	0	0	0
MIL PERSONNEL								
Off Salary	0	0	0	0	0	0	0	0
Enl Salary	0	0	0	0	0	0	0	0
House Allow	0	0	0	0	0	0	0	0
OTHER								
Mission Activ	0	0	0	0	0	0	0	0
Misc Recur	0	0	0	0	0	0	0	0
TOTAL RECUR	0	0	0	0	0	0	0	0
TOTAL COSTS	0	0	0	0	0	0	0	0
ONE-TIME SAVES	2006	2007	2008	2009	2010	2011	Total	
-----(\$K)-----	----	----	----	----	----	----	-----	
CONSTRUCTION								
MILCON	0	0	0	0	0	0	0	
O&M								
1-Time Move	0	0	0	0	0	0	0	
MIL PERSONNEL								
Mil Moving	0	0	0	0	0	0	0	
OTHER								
Environmental	0	0	0	0	0	0	0	
1-Time Other	0	0	0	0	0	0	0	
TOTAL ONE-TIME	0	0	0	0	0	0	0	
RECURRINGSAVES	2006	2007	2008	2009	2010	2011	Total	Beyond
-----(\$K)-----	----	----	----	----	----	----	-----	-----
FAM HOUSE OPS	0	0	0	0	0	0	0	0
O&M								
Sustainment	0	0	0	0	0	0	0	0
Recap	0	0	0	0	0	0	0	0
BOS	0	0	0	0	0	0	0	0
Civ Salary	0	0	0	0	0	0	0	0
MIL PERSONNEL								
Off Salary	0	0	0	0	0	0	0	0
Enl Salary	0	0	0	0	0	0	0	0
House Allow	0	0	0	0	0	0	0	0
OTHER								
Procurement	0	0	0	0	0	0	0	0
Mission Activ	0	0	0	0	0	0	0	0
Misc Recur	0	0	0	0	0	0	0	0
TOTAL RECUR	0	0	0	0	0	0	0	0
TOTAL SAVINGS	0	0	0	0	0	0	0	0

COBRA REALIGNMENT DETAIL REPORT (COBRA v6.07) - Page 12/24
 Data As Of 3/3/2005 10:23:34 AM, Report Created 3/3/2005 10:23:40 AM

Department : Headquarters and Support JCSG
 Scenario File : S:\Geo Cluster subgroup and addressing\McCoy\Scenario Data Call\CIFA-DDS HQ\COBRA (To Quantico w-o COS, DISCO) (7%)\HSA-0131 Consolidate CIFA-DSS @ Quantico (7%) (COS, DISCO Removed) 27 Feb 05.CBR
 Option Pkg Name: HSA-0131 Consolidate CIFA-DSS @ Quantico (7%) (COS, DISCO Removed) 27 Feb 05
 Std Fctrs File : S:\COBRA Workspace\COBRA 6.07 -- 9 Feb 05\BRAC2005.SFF

Base: Colorado Springs CO, CO (HSA054)								
ONE-TIME NET	2006	2007	2008	2009	2010	2011	Total	
-----(\$K)-----	----	----	----	----	----	----	-----	
CONSTRUCTION								
MILCON	0	0	0	0	0	0	0	
O&M								
Civ Retir/RIF	0	0	0	0	0	0	0	
Civ Moving	0	0	0	0	0	0	0	
Info Tech	0	0	0	0	0	0	0	
Other	0	0	0	0	0	0	0	
MIL PERSONNEL								
Mil Moving	0	0	0	0	0	0	0	
OTHER								
HAP / RSE	0	0	0	0	0	0	0	
Environmental	0	0	0	0	0	0	0	
Misn Contract	0	0	0	0	0	0	0	
1-Time Other	0	0	0	0	0	0	0	
TOTAL ONE-TIME	0	0	0	0	0	0	0	
RECURRING NET	2006	2007	2008	2009	2010	2011	Total	Beyond
-----(\$K)-----	----	----	----	----	----	----	-----	-----
FAM HOUSE OPS	0	0	0	0	0	0	0	0
O&M								
Sustainment	0	0	0	0	0	0	0	0
Recap	0	0	0	0	0	0	0	0
BOS	0	0	0	0	0	0	0	0
Civ Salary	0	0	0	0	0	0	0	0
TRICARE	0	0	0	0	0	0	0	0
MIL PERSONNEL								
Mil Salary	0	0	0	0	0	0	0	0
House Allow	0	0	0	0	0	0	0	0
OTHER								
Procurement	0	0	0	0	0	0	0	0
Mission Activ	0	0	0	0	0	0	0	0
Misc Recur	0	0	0	0	0	0	0	0
TOTAL RECUR	0	0	0	0	0	0	0	0
TOTAL NET COST	0	0	0	0	0	0	0	0

COBRA REALIGNMENT DETAIL REPORT (COBRA v6.07) - Page 13/24
 Data As Of 3/3/2005 10:23:34 AM, Report Created 3/3/2005 10:23:40 AM

Department : Headquarters and Support JCSG
 Scenario File : S:\Geo Cluster subgroup and addressing\McCoy\Scenario Data Call\CIFA-DDS HQ\COBRA (To Quantico w-o COS, DISCO) (7%)\HSA-0131 Consolidate CIFA-DSS @ Quantico (7%) (COS, DISCO Removed) 27 Feb 05.CBR
 Option Pkg Name: HSA-0131 Consolidate CIFA-DSS @ Quantico (7%) (COS, DISCO Removed) 27 Feb 05
 Std Fctrs File : S:\COBRA Workspace\COBRA 6.07 -- 9 Feb 05\BRAC2005.SFF

Base: Baltimore MD Leased, MD (HSA052)	2006	2007	2008	2009	2010	2011	Total
ONE-TIME COSTS	----	----	----	----	----	----	----
-----(\$K)-----							
CONSTRUCTION							
MILCON	0	0	0	0	0	0	0
O&M							
CIV SALARY							
Civ RIFs	0	0	0	237	0	0	237
Civ Retire	0	0	0	87	0	0	87
CIV MOVING							
Per Diem	0	0	0	208	0	0	208
POV Miles	0	0	0	1	0	0	1
Home Purch	0	0	0	1,300	0	0	1,300
HHG	0	0	0	96	0	0	96
Misc	0	0	0	56	0	0	56
House Hunt	0	0	0	124	0	0	124
PPP	0	0	0	71	0	0	71
RITA	0	0	0	473	0	0	473
FREIGHT							
Packing	0	0	0	3	0	0	3
Freight	0	0	0	23	0	0	23
Vehicles	0	0	0	0	0	0	0
Unemployment	0	0	0	18	0	0	18
OTHER							
Info Tech	0	0	999	11	0	0	1,010
Prog Manage	0	0	0	0	0	0	0
Supt Contrac	0	0	0	0	0	0	0
Mothball	0	0	0	0	0	0	0
1-Time Move	0	0	0	318	0	0	318
MIL PERSONNEL							
MIL MOVING							
Per Diem	0	0	0	0	0	0	0
POV Miles	0	0	0	0	0	0	0
HHG	0	0	0	1	0	0	1
Misc	0	0	0	1	0	0	1
OTHER							
Elim PCS	0	0	0	14	0	0	14
OTHER							
HAP / RSE	0	0	0	0	0	0	0
Environmental	0	0	150	0	0	0	150
Misn Contract	0	0	525	0	0	0	525
1-Time Other	0	0	815	314	0	0	1,129
TOTAL ONE-TIME	0	0	2,489	3,356	0	0	5,845

COBRA REALIGNMENT DETAIL REPORT (COBRA v6.07) - Page 14/24
 Data As Of 3/3/2005 10:23:34 AM, Report Created 3/3/2005 10:23:40 AM

Department : Headquarters and Support JCSG
 Scenario File : S:\Geo Cluster subgroup and addressing\McCoy\Scenario Data Call\CIFA-DDS HQ\COBRA (To Quantico w-o COS, DISCO) (7%)\HSA-0131 Consolidate CIFA-DSS @ Quantico (7%) (COS, DISCO Removed) 27 Feb 05.CBR
 Option Pkg Name: HSA-0131 Consolidate CIFA-DSS @ Quantico (7%) (COS, DISCO Removed) 27 Feb 05
 Std Fctrs File : S:\COBRA Workspace\COBRA 6.07 -- 9 Feb 05\BRAC2005.SFF

Base: Baltimore MD Leased, MD (HSA052)	2006	2007	2008	2009	2010	2011	Total	Beyond
RECURRINGCOSTS	2006	2007	2008	2009	2010	2011	Total	Beyond
-----(\$K)-----	----	----	----	----	----	----	-----	-----
O&M								
Sustainment	0	0	0	0	0	0	0	0
Recap	0	0	0	0	0	0	0	0
BOS	0	0	0	0	0	0	0	0
Civ Salary	0	0	0	0	0	0	0	0
TRICARE	0	0	0	0	0	0	0	0
MIL PERSONNEL								
Off Salary	0	0	0	0	0	0	0	0
Enl Salary	0	0	0	0	0	0	0	0
House Allow	0	0	0	0	0	0	0	0
OTHER								
Mission Activ	0	0	200	200	200	200	800	200
Misc Recur	0	0	0	0	0	0	0	0
TOTAL RECUR	0	0	200	200	200	200	800	200
TOTAL COSTS	0	0	2,689	3,556	200	200	6,645	200
ONE-TIME SAVES	2006	2007	2008	2009	2010	2011	Total	
-----(\$K)-----	----	----	----	----	----	----	-----	
CONSTRUCTION								
MILCON	0	0	0	0	0	0	0	
O&M								
1-Time Move	0	0	0	0	0	0	0	
MIL PERSONNEL								
Mil Moving	0	0	0	1	0	0	1	
OTHER								
Environmental	0	0	0	0	0	0	0	
1-Time Other	0	0	0	3,003	0	0	3,003	
TOTAL ONE-TIME	0	0	0	3,004	0	0	3,004	
RECURRINGSAVES	2006	2007	2008	2009	2010	2011	Total	Beyond
-----(\$K)-----	----	----	----	----	----	----	-----	-----
FAM HOUSE OPS	0	0	0	0	0	0	0	0
O&M								
Sustainment	0	0	0	0	0	0	0	0
Recap	0	0	0	0	0	0	0	0
BOS	0	0	0	0	0	0	0	0
Civ Salary	0	0	0	275	550	550	1,375	550
MIL PERSONNEL								
Off Salary	0	0	0	62	125	125	312	125
Enl Salary	0	0	0	41	82	82	206	82
House Allow	0	0	0	32	32	32	96	32
OTHER								
Procurement	0	0	0	0	0	0	0	0
Mission Activ	0	0	0	0	0	0	0	0
Misc Recur	0	0	0	3,434	3,434	3,434	10,302	3,434
TOTAL RECUR	0	0	0	3,845	4,223	4,223	12,291	4,223
TOTAL SAVINGS	0	0	0	6,849	4,223	4,223	15,296	4,223

COBRA REALIGNMENT DETAIL REPORT (COBRA v6.07) - Page 15/24
 Data As Of 3/3/2005 10:23:34 AM, Report Created 3/3/2005 10:23:40 AM

Department : Headquarters and Support JCSG
 Scenario File : S:\Geo Cluster subgroup and addressing\McCoy\Scenario Data Call\CIFA-DDS HQ\COBRA (To Quantico w-o COS, DISCO) (7%)\HSA-0131 Consolidate CIFA-DSS @ Quantico (7%) (COS, DISCO Removed) 27 Feb 05.CBR
 Option Pkg Name: HSA-0131 Consolidate CIFA-DSS @ Quantico (7%) (COS, DISCO Removed) 27 Feb 05
 Std Fctrs File : S:\COBRA Workspace\COBRA 6.07 -- 9 Feb 05\BRAC2005.SFF

Base: Baltimore MD Leased, MD (HSA052)	2006	2007	2008	2009	2010	2011	Total	
ONE-TIME NET	2006	2007	2008	2009	2010	2011	Total	
-----(\$K)-----	----	----	----	----	----	----	-----	
CONSTRUCTION								
MILCON	0	0	0	0	0	0	0	
O&M								
Civ Retir/RIF	0	0	0	324	0	0	324	
Civ Moving	0	0	0	2,355	0	0	2,355	
Info Tech	0	0	999	11	0	0	1,010	
Other	0	0	0	336	0	0	336	
MIL PERSONNEL								
Mil Moving	0	0	0	15	0	0	15	
OTHER								
HAP / RSE	0	0	0	0	0	0	0	
Environmental	0	0	150	0	0	0	150	
Misn Contract	0	0	525	0	0	0	525	
1-Time Other	0	0	815	-2,689	0	0	-1,874	
TOTAL ONE-TIME	0	0	2,489	352	0	0	2,841	
RECURRING NET	2006	2007	2008	2009	2010	2011	Total	Beyond
-----(\$K)-----	----	----	----	----	----	----	-----	-----
FAM HOUSE OPS	0	0	0	0	0	0	0	0
O&M								
Sustainment	0	0	0	0	0	0	0	0
Recap	0	0	0	0	0	0	0	0
BOS	0	0	0	0	0	0	0	0
Civ Salary	0	0	0	-275	-550	-550	-1,375	-550
TRICARE	0	0	0	0	0	0	0	0
MIL PERSONNEL								
Mil Salary	0	0	0	-104	-207	-207	-518	-207
House Allow	0	0	0	-32	-32	-32	-96	-32
OTHER								
Procurement	0	0	0	0	0	0	0	0
Mission Activ	0	0	200	200	200	200	800	200
Misc Recur	0	0	0	-3,434	-3,434	-3,434	-10,302	-3,434
TOTAL RECUR	0	0	200	-3,645	-4,023	-4,023	-11,491	-4,023
TOTAL NET COST	0	0	2,164	-3,293	-4,023	-4,023	-9,175	-4,023

COBRA REALIGNMENT DETAIL REPORT (COBRA v6.07) - Page 16/24
 Data As Of 3/3/2005 10:23:34 AM, Report Created 3/3/2005 10:23:40 AM

Department : Headquarters and Support JCSG
 Scenario File : S:\Geo Cluster subgroup and addressing\McCoy\Scenario Data Call\CIFA-DDS HQ\COBRA (To Quantico w-o COS, DISCO) (7%)\HSA-0131 Consolidate CIFA-DSS @ Quantico (7%) (COS, DISCO Removed) 27 Feb 05.CBR
 Option Pkg Name: HSA-0131 Consolidate CIFA-DSS @ Quantico (7%) (COS, DISCO Removed) 27 Feb 05
 Std Fctrs File : S:\COBRA Workspace\COBRA 6.07 -- 9 Feb 05\BRAC2005.SFF

Base: Long Beach CA, CA (HSA055)	2006	2007	2008	2009	2010	2011	Total
ONE-TIME COSTS	----	----	----	----	----	----	-----
-----(\$K)-----							
CONSTRUCTION							
MILCON	0	0	0	0	0	0	0
O&M							
CIV SALARY							
Civ RIFs	0	0	0	64	0	0	64
Civ Retire	0	0	0	0	0	0	0
CIV MOVING							
Per Diem	0	0	0	14	0	0	14
POV Miles	0	0	0	1	0	0	1
Home Purch	0	0	0	102	0	0	102
HHG	0	0	0	18	0	0	18
Misc	0	0	0	3	0	0	3
House Hunt	0	0	0	13	0	0	13
PPP	0	0	0	0	0	0	0
RITA	0	0	0	37	0	0	37
FREIGHT							
Packing	0	0	0	0	0	0	0
Freight	0	0	0	5	0	0	5
Vehicles	0	0	0	0	0	0	0
Unemployment	0	0	0	4	0	0	4
OTHER							
Info Tech	0	0	0	1	0	0	1
Prog Manage	0	0	0	0	0	0	0
Supt Contrac	0	0	0	0	0	0	0
Mothball	0	0	0	0	0	0	0
1-Time Move	0	0	0	0	0	0	0
MIL PERSONNEL							
MIL MOVING							
Per Diem	0	0	0	0	0	0	0
POV Miles	0	0	0	0	0	0	0
HHG	0	0	0	0	0	0	0
Misc	0	0	0	0	0	0	0
OTHER							
Elim PCS	0	0	0	0	0	0	0
OTHER							
HAP / RSE	0	0	0	0	0	0	0
Environmental	0	0	0	0	0	0	0
Misn Contract	0	0	0	0	0	0	0
1-Time Other	0	0	0	1	0	0	1
TOTAL ONE-TIME	0	0	0	264	0	0	264

COBRA REALIGNMENT DETAIL REPORT (COBRA v6.07) - Page 17/24
 Data As Of 3/3/2005 10:23:34 AM, Report Created 3/3/2005 10:23:40 AM

Department : Headquarters and Support JCSG
 Scenario File : S:\Geo Cluster subgroup and addressing\McCoy\Scenario Data Call\CIFA-DDS HQ\COBRA (To Quantico w-o COS, DISCO) (7%)\HSA-0131 Consolidate CIFA-DSS @ Quantico (7%) (COS, DISCO Removed) 27 Feb 05.CBR
 Option Pkg Name: HSA-0131 Consolidate CIFA-DSS @ Quantico (7%) (COS, DISCO Removed) 27 Feb 05
 Std Fctrs File : S:\COBRA Workspace\COBRA 6.07 -- 9 Feb 05\BRAC2005.SFF

Base: Long Beach CA, CA (HSA055)	2006	2007	2008	2009	2010	2011	Total	Beyond
RECURRINGCOSTS								
-----(\$K)-----	----	----	----	----	----	----	-----	-----
O&M								
Sustainment	0	0	0	0	0	0	0	0
Recap	0	0	0	0	0	0	0	0
BOS	0	0	0	0	0	0	0	0
Civ Salary	0	0	0	0	0	0	0	0
TRICARE	0	0	0	0	0	0	0	0
MIL PERSONNEL								
Off Salary	0	0	0	0	0	0	0	0
Enl Salary	0	0	0	0	0	0	0	0
House Allow	0	0	0	0	0	0	0	0
OTHER								
Mission Activ	0	0	0	0	0	0	0	0
Misc Recur	0	0	0	0	0	0	0	0
TOTAL RECUR	0	0	0	0	0	0	0	0
TOTAL COSTS	0	0	0	264	0	0	264	0
ONE-TIME SAVES	2006	2007	2008	2009	2010	2011	Total	
-----(\$K)-----	----	----	----	----	----	----	-----	
CONSTRUCTION								
MILCON	0	0	0	0	0	0	0	
O&M								
1-Time Move	0	0	0	0	0	0	0	
MIL PERSONNEL								
Mil Moving	0	0	0	0	0	0	0	
OTHER								
Environmental	0	0	0	0	0	0	0	
1-Time Other	0	0	0	36	0	0	36	
TOTAL ONE-TIME	0	0	0	36	0	0	36	
RECURRINGSAVES	2006	2007	2008	2009	2010	2011	Total	Beyond
-----(\$K)-----	----	----	----	----	----	----	-----	-----
FAM HOUSE OPS	0	0	0	0	0	0	0	0
O&M								
Sustainment	0	0	0	0	0	0	0	0
Recap	0	0	0	0	0	0	0	0
BOS	0	0	0	0	0	0	0	0
Civ Salary	0	0	0	37	74	74	186	74
MIL PERSONNEL								
Off Salary	0	0	0	0	0	0	0	0
Enl Salary	0	0	0	0	0	0	0	0
House Allow	0	0	0	0	0	0	0	0
OTHER								
Procurement	0	0	0	0	0	0	0	0
Mission Activ	0	0	0	0	0	0	0	0
Misc Recur	0	0	0	242	242	242	726	242
TOTAL RECUR	0	0	0	279	316	316	912	316
TOTAL SAVINGS	0	0	0	315	316	316	948	316

COBRA REALIGNMENT DETAIL REPORT (COBRA v6.07) - Page 18/24
 Data As Of 3/3/2005 10:23:34 AM, Report Created 3/3/2005 10:23:40 AM

Department : Headquarters and Support JCSG
 Scenario File : S:\Geo Cluster subgroup and addressing\McCoy\Scenario Data Call\CIFA-DDS HQ\COBRA (To Quantico w-o COS, DISCO) (7%)\HSA-0131 Consolidate CIFA-DSS @ Quantico (7%) (COS, DISCO Removed) 27 Feb 05.CBR
 Option Pkg Name: HSA-0131 Consolidate CIFA-DSS @ Quantico (7%) (COS, DISCO Removed) 27 Feb 05
 Std Fctrs File : S:\COBRA Workspace\COBRA 6.07 -- 9 Feb 05\BRAC2005.SFF

Base: Long Beach CA, CA (HSA055)								
ONE-TIME NET	2006	2007	2008	2009	2010	2011	Total	
-----(\$K)-----	----	----	----	----	----	----	-----	
CONSTRUCTION								
MILCON	0	0	0	0	0	0	0	
O&M								
Civ Retir/RIF	0	0	0	64	0	0	64	
Civ Moving	0	0	0	194	0	0	194	
Info Tech	0	0	0	1	0	0	1	
Other	0	0	0	4	0	0	4	
MIL PERSONNEL								
Mil Moving	0	0	0	0	0	0	0	
OTHER								
HAP / RSE	0	0	0	0	0	0	0	
Environmental	0	0	0	0	0	0	0	
Misn Contract	0	0	0	0	0	0	0	
1-Time Other	0	0	0	-35	0	0	-35	
TOTAL ONE-TIME	0	0	0	228	0	0	228	
RECURRING NET								
-----(\$K)-----	2006	2007	2008	2009	2010	2011	Total	Beyond
-----(\$K)-----	----	----	----	----	----	----	-----	-----
FAM HOUSE OPS								
O&M	0	0	0	0	0	0	0	0
Sustainment	0	0	0	0	0	0	0	0
Recap	0	0	0	0	0	0	0	0
BOS	0	0	0	0	0	0	0	0
Civ Salary	0	0	0	-37	-74	-74	-186	-74
TRICARE	0	0	0	0	0	0	0	0
MIL PERSONNEL								
Mil Salary	0	0	0	0	0	0	0	0
House Allow	0	0	0	0	0	0	0	0
OTHER								
Procurement	0	0	0	0	0	0	0	0
Mission Activ	0	0	0	0	0	0	0	0
Misc Recur	0	0	0	-242	-242	-242	-726	-242
TOTAL RECUR	0	0	0	-279	-316	-316	-912	-316
TOTAL NET COST	0	0	0	-51	-316	-316	-684	-316

COBRA REALIGNMENT DETAIL REPORT (COBRA v6.07) - Page 19/24
 Data As Of 3/3/2005 10:23:34 AM, Report Created 3/3/2005 10:23:40 AM

Department : Headquarters and Support JCSG
 Scenario File : S:\Geo Cluster subgroup and addressing\McCoy\Scenario Data Call\CIFA-DDS HQ\COBRA (To
 Quantico w-o COS, DISCO) (7%)\HSA-0131 Consolidate CIFA-DSS @ Quantico (7%) (COS, DISCO Removed) 27 Feb 05.CBR
 Option Pkg Name: HSA-0131 Consolidate CIFA-DSS @ Quantico (7%) (COS, DISCO Removed) 27 Feb 05
 Std Fctrs File : S:\COBRA Workspace\COBRA 6.07 -- 9 Feb 05\BRAC2005.SFF

Base: Smyrna GA Leased, GA (HSA053)	2006	2007	2008	2009	2010	2011	Total
ONE-TIME COSTS	----	----	----	----	----	----	-----
-----(\$K)-----							
CONSTRUCTION							
MILCON	0	0	0	0	0	0	0
O&M							
CIV SALARY							
Civ RIFs	0	0	0	58	0	0	58
Civ Retire	0	0	0	0	0	0	0
CIV MOVING							
Per Diem	0	0	0	19	0	0	19
POV Miles	0	0	0	1	0	0	1
Home Purch	0	0	0	103	0	0	103
HHG	0	0	0	13	0	0	13
Misc	0	0	0	5	0	0	5
House Hunt	0	0	0	13	0	0	13
PPP	0	0	0	0	0	0	0
RITA	0	0	0	39	0	0	39
FREIGHT							
Packing	0	0	0	0	0	0	0
Freight	0	0	0	4	0	0	4
Vehicles	0	0	0	0	0	0	0
Unemployment	0	0	0	4	0	0	4
OTHER							
Info Tech	0	0	0	1	0	0	1
Prog Manage	0	0	0	0	0	0	0
Supt Contrac	0	0	0	0	0	0	0
Mothball	0	0	0	0	0	0	0
1-Time Move	0	0	0	0	0	0	0
MIL PERSONNEL							
MIL MOVING							
Per Diem	0	0	0	0	0	0	0
POV Miles	0	0	0	0	0	0	0
HHG	0	0	0	0	0	0	0
Misc	0	0	0	0	0	0	0
OTHER							
Elim PCS	0	0	0	0	0	0	0
OTHER							
HAP / RSE	0	0	0	0	0	0	0
Environmental	0	0	0	0	0	0	0
Misn Contract	0	0	0	0	0	0	0
1-Time Other	0	0	0	5	0	0	5
TOTAL ONE-TIME	0	0	0	267	0	0	267

COBRA REALIGNMENT DETAIL REPORT (COBRA v6.07) - Page 20/24
 Data As Of 3/3/2005 10:23:34 AM, Report Created 3/3/2005 10:23:40 AM

Department : Headquarters and Support JCSG
 Scenario File : S:\Geo Cluster subgroup and addressing\McCoy\Scenario Data Call\CIFA-DDS HQ\COBRA (To Quantico w-o COS, DISCO) (7%)\HSA-0131 Consolidate CIFA-DSS @ Quantico (7%) (COS, DISCO Removed) 27 Feb 05.CBR
 Option Pkg Name: HSA-0131 Consolidate CIFA-DSS @ Quantico (7%) (COS, DISCO Removed) 27 Feb 05
 Std Fctrs File : S:\COBRA Workspace\COBRA 6.07 -- 9 Feb 05\BRAC2005.SFF

Base: Smyrna GA Leased, GA (HSA053)	2006	2007	2008	2009	2010	2011	Total	Beyond
RECURRINGCOSTS								
-----(\$K)-----	----	----	----	----	----	----	-----	-----
O&M								
Sustainment	0	0	0	0	0	0	0	0
Recap	0	0	0	0	0	0	0	0
BOS	0	0	0	0	0	0	0	0
Civ Salary	0	0	0	0	0	0	0	0
TRICARE	0	0	0	0	0	0	0	0
MIL PERSONNEL								
Off Salary	0	0	0	0	0	0	0	0
Enl Salary	0	0	0	0	0	0	0	0
House Allow	0	0	0	0	0	0	0	0
OTHER								
Mission Activ	0	0	0	0	0	0	0	0
Misc Recur	0	0	0	0	0	0	0	0
TOTAL RECUR	0	0	0	0	0	0	0	0
TOTAL COSTS	0	0	0	267	0	0	267	0
ONE-TIME SAVES	2006	2007	2008	2009	2010	2011	Total	
-----(\$K)-----	----	----	----	----	----	----	-----	
CONSTRUCTION								
MILCON	0	0	0	0	0	0	0	
O&M								
1-Time Move	0	0	0	0	0	0	0	
MIL PERSONNEL								
Mil Moving	0	0	0	0	0	0	0	
OTHER								
Environmental	0	0	0	0	0	0	0	
1-Time Other	0	0	0	253	0	0	253	
TOTAL ONE-TIME	0	0	0	253	0	0	253	
RECURRINGSAVES	2006	2007	2008	2009	2010	2011	Total	Beyond
-----(\$K)-----	----	----	----	----	----	----	-----	-----
FAM HOUSE OPS	0	0	0	0	0	0	0	0
O&M								
Sustainment	0	0	0	0	0	0	0	0
Recap	0	0	0	0	0	0	0	0
BOS	0	0	0	0	0	0	0	0
Civ Salary	0	0	0	34	67	67	169	67
MIL PERSONNEL								
Off Salary	0	0	0	0	0	0	0	0
Enl Salary	0	0	0	0	0	0	0	0
House Allow	0	0	0	0	0	0	0	0
OTHER								
Procurement	0	0	0	0	0	0	0	0
Mission Activ	0	0	0	0	0	0	0	0
Misc Recur	0	0	0	258	258	258	774	258
TOTAL RECUR	0	0	0	292	325	325	943	325
TOTAL SAVINGS	0	0	0	544	325	325	1,195	325

COBRA REALIGNMENT DETAIL REPORT (COBRA v6.07) - Page 21/24
 Data As Of 3/3/2005 10:23:34 AM, Report Created 3/3/2005 10:23:40 AM

Department : Headquarters and Support JCSG
 Scenario File : S:\Geo Cluster subgroup and addressing\McCoy\Scenario Data Call\CIFA-DDS HQ\COBRA (To Quantico w-o COS, DISCO) (7%)\HSA-0131 Consolidate CIFA-DSS @ Quantico (7%) (COS, DISCO Removed) 27 Feb 05.CBR
 Option Pkg Name: HSA-0131 Consolidate CIFA-DSS @ Quantico (7%) (COS, DISCO Removed) 27 Feb 05
 Std Fctrs File : S:\COBRA Workspace\COBRA 6.07 -- 9 Feb 05\BRAC2005.SFF

Base: Smyrna GA Leased, GA (HSA053)								
ONE-TIME NET	2006	2007	2008	2009	2010	2011	Total	
-----(\$K)-----	----	----	----	----	----	----	-----	-----
CONSTRUCTION								
MILCON	0	0	0	0	0	0	0	
O&M								
Civ Retir/RIF	0	0	0	58	0	0	58	
Civ Moving	0	0	0	198	0	0	198	
Info Tech	0	0	0	1	0	0	1	
Other	0	0	0	4	0	0	4	
MIL PERSONNEL								
Mil Moving	0	0	0	0	0	0	0	
OTHER								
HAP / RSE	0	0	0	0	0	0	0	
Environmental	0	0	0	0	0	0	0	
Misn Contract	0	0	0	0	0	0	0	
1-Time Other	0	0	0	-247	0	0	-247	
TOTAL ONE-TIME	0	0	0	14	0	0	14	
RECURRING NET								
-----(\$K)-----	2006	2007	2008	2009	2010	2011	Total	Beyond
-----(\$K)-----	----	----	----	----	----	----	-----	-----
FAM HOUSE OPS								
O&M	0	0	0	0	0	0	0	0
Sustainment	0	0	0	0	0	0	0	0
Recap	0	0	0	0	0	0	0	0
BOS	0	0	0	0	0	0	0	0
Civ Salary	0	0	0	-34	-67	-67	-169	-67
TRICARE	0	0	0	0	0	0	0	0
MIL PERSONNEL								
Mil Salary	0	0	0	0	0	0	0	0
House Allow	0	0	0	0	0	0	0	0
OTHER								
Procurement	0	0	0	0	0	0	0	0
Mission Activ	0	0	0	0	0	0	0	0
Misc Recur	0	0	0	-258	-258	-258	-774	-258
TOTAL RECUR	0	0	0	-292	-325	-325	-943	-325
TOTAL NET COST	0	0	0	-277	-325	-325	-928	-325

COBRA REALIGNMENT DETAIL REPORT (COBRA v6.07) - Page 22/24
 Data As Of 3/3/2005 10:23:34 AM, Report Created 3/3/2005 10:23:40 AM

Department : Headquarters and Support JCSG
 Scenario File : S:\Geo Cluster subgroup and addressing\McCoy\Scenario Data Call\CIFA-DDS HQ\COBRA (To Quantico w-o COS, DISCO) (7%)\HSA-0131 Consolidate CIFA-DSS @ Quantico (7%) (COS, DISCO Removed) 27 Feb 05.CBR
 Option Pkg Name: HSA-0131 Consolidate CIFA-DSS @ Quantico (7%) (COS, DISCO Removed) 27 Feb 05
 Std Fctrs File : S:\COBRA Workspace\COBRA 6.07 -- 9 Feb 05\BRAC2005.SFF

Base: Columbus OH, OH (HSA005)

ONE-TIME COSTS	2006	2007	2008	2009	2010	2011	Total
-----(\$K)-----	----	----	----	----	----	----	-----
CONSTRUCTION							
MILCON	0	0	0	0	0	0	0
O&M							
CIV SALARY							
Civ RIFs	0	0	0	58	0	0	58
Civ Retire	0	0	0	12	0	0	12
CIV MOVING							
Per Diem	0	0	0	27	0	0	27
POV Miles	0	0	0	1	0	0	1
Home Purch	0	0	0	113	0	0	113
HHG	0	0	0	16	0	0	16
Misc	0	0	0	7	0	0	7
House Hunt	0	0	0	17	0	0	17
PPP	0	0	0	0	0	0	0
RITA	0	0	0	46	0	0	46
FREIGHT							
Packing	0	0	0	0	0	0	0
Freight	0	0	0	7	0	0	7
Vehicles	0	0	0	0	0	0	0
Unemployment	0	0	0	4	0	0	4
OTHER							
Info Tech	0	0	0	1	0	0	1
Prog Manage	0	0	0	0	0	0	0
Supt Contrac	0	0	0	0	0	0	0
Mothball	0	0	0	0	0	0	0
1-Time Move	0	0	0	0	0	0	0
MIL PERSONNEL							
MIL MOVING							
Per Diem	0	0	0	0	0	0	0
POV Miles	0	0	0	0	0	0	0
HHG	0	0	0	0	0	0	0
Misc	0	0	0	0	0	0	0
OTHER							
Elim PCS	0	0	0	0	0	0	0
OTHER							
HAP / RSE	0	0	0	0	0	0	0
Environmental	0	0	0	0	0	0	0
Misn Contract	0	0	0	0	0	0	0
1-Time Other	0	0	0	0	0	0	0
TOTAL ONE-TIME	0	0	0	311	0	0	311

COBRA REALIGNMENT DETAIL REPORT (COBRA v6.07) - Page 23/24
 Data As Of 3/3/2005 10:23:34 AM, Report Created 3/3/2005 10:23:40 AM

Department : Headquarters and Support JCSG
 Scenario File : S:\Geo Cluster subgroup and addressing\McCoy\Scenario Data Call\CIFA-DDS HQ\COBRA (To Quantico w-o COS, DISCO) (7%)\HSA-0131 Consolidate CIFA-DSS @ Quantico (7%) (COS, DISCO Removed) 27 Feb 05.CBR
 Option Pkg Name: HSA-0131 Consolidate CIFA-DSS @ Quantico (7%) (COS, DISCO Removed) 27 Feb 05
 Std Fctrs File : S:\COBRA Workspace\COBRA 6.07 -- 9 Feb 05\BRAC2005.SFF

Base: Columbus OH, OH (HSA005)								
RECURRINGCOSTS	2006	2007	2008	2009	2010	2011	Total	Beyond
-----(\$K)-----	----	----	----	----	----	----	-----	-----
O&M								
Sustainment	0	0	0	0	0	0	0	0
Recap	0	0	0	0	0	0	0	0
BOS	0	0	0	0	0	0	0	0
Civ Salary	0	0	0	0	0	0	0	0
TRICARE	0	0	0	0	0	0	0	0
MIL PERSONNEL								
Off Salary	0	0	0	0	0	0	0	0
Enl Salary	0	0	0	0	0	0	0	0
House Allow	0	0	0	0	0	0	0	0
OTHER								
Mission Activ	0	0	0	0	0	0	0	0
Misc Recur	0	0	0	0	0	0	0	0
TOTAL RECUR	0	0	0	0	0	0	0	0
TOTAL COSTS	0	0	0	311	0	0	311	0
ONE-TIME SAVES								
-----(\$K)-----	2006	2007	2008	2009	2010	2011	Total	
-----	----	----	----	----	----	----	-----	
CONSTRUCTION								
MILCON	0	0	0	0	0	0	0	
O&M								
1-Time Move	0	0	0	0	0	0	0	
MIL PERSONNEL								
Mil Moving	0	0	0	0	0	0	0	
OTHER								
Environmental	0	0	0	0	0	0	0	
1-Time Other	0	0	0	20	0	0	20	
TOTAL ONE-TIME	0	0	0	20	0	0	20	
RECURRINGSAVES								
-----(\$K)-----	2006	2007	2008	2009	2010	2011	Total	Beyond
-----	----	----	----	----	----	----	-----	-----
FAM HOUSE OPS	0	0	0	0	0	0	0	0
O&M								
Sustainment	0	0	0	0	0	0	0	0
Recap	0	0	0	0	0	0	0	0
BOS	0	0	0	0	0	0	0	0
Civ Salary	0	0	0	34	68	68	169	68
MIL PERSONNEL								
Off Salary	0	0	0	0	0	0	0	0
Enl Salary	0	0	0	0	0	0	0	0
House Allow	0	0	0	0	0	0	0	0
OTHER								
Procurement	0	0	0	0	0	0	0	0
Mission Activ	0	0	0	0	0	0	0	0
Misc Recur	0	0	0	731	731	731	2,193	731
TOTAL RECUR	0	0	0	765	799	799	2,362	799
TOTAL SAVINGS	0	0	0	785	799	799	2,382	799

COBRA REALIGNMENT DETAIL REPORT (COBRA v6.07) - Page 24/24
 Data As Of 3/3/2005 10:23:34 AM, Report Created 3/3/2005 10:23:40 AM

Department : Headquarters and Support JCSG
 Scenario File : S:\Geo Cluster subgroup and addressing\McCoy\Scenario Data Call\CIFA-DDS HQ\COBRA (To Quantico w-o COS, DISCO) (7%)\HSA-0131 Consolidate CIFA-DSS @ Quantico (7%) (COS, DISCO Removed) 27 Feb 05.CBR
 Option Pkg Name: HSA-0131 Consolidate CIFA-DSS @ Quantico (7%) (COS, DISCO Removed) 27 Feb 05
 Std Fctrs File : S:\COBRA Workspace\COBRA 6.07 -- 9 Feb 05\BRAC2005.SFF

Base: Columbus OH, OH (HSA005)								
ONE-TIME NET	2006	2007	2008	2009	2010	2011	Total	
-----(\$K)-----	----	----	----	----	----	----	----	----
CONSTRUCTION								
MILCON	0	0	0	0	0	0	0	
O&M								
Civ Retir/RIF	0	0	0	71	0	0	71	
Civ Moving	0	0	0	235	0	0	235	
Info Tech	0	0	0	1	0	0	1	
Other	0	0	0	4	0	0	4	
MIL PERSONNEL								
Mil Moving	0	0	0	0	0	0	0	
OTHER								
HAP / RSE	0	0	0	0	0	0	0	
Environmental	0	0	0	0	0	0	0	
Misn Contract	0	0	0	0	0	0	0	
1-Time Other	0	0	0	-20	0	0	-20	
TOTAL ONE-TIME	0	0	0	291	0	0	291	
RECURRING NET								
-----(\$K)-----	----	----	----	----	----	----	----	-----
FAM HOUSE OPS	0	0	0	0	0	0	0	0
O&M								
Sustainment	0	0	0	0	0	0	0	0
Recap	0	0	0	0	0	0	0	0
BOS	0	0	0	0	0	0	0	0
Civ Salary	0	0	0	-34	-68	-68	-169	-68
TRICARE	0	0	0	0	0	0	0	0
MIL PERSONNEL								
Mil Salary	0	0	0	0	0	0	0	0
House Allow	0	0	0	0	0	0	0	0
OTHER								
Procurement	0	0	0	0	0	0	0	0
Mission Activ	0	0	0	0	0	0	0	0
Misc Recur	0	0	0	-731	-731	-731	-2,193	-731
TOTAL RECUR	0	0	0	-765	-799	-799	-2,362	-799
TOTAL NET COST	0	0	0	-473	-799	-799	-2,071	-799

COBRA PERSONNEL/SF/SUSTAINMENT/RECAP/BOS DELTAS REPORT (COBRA v6.07)
 Data As Of 3/3/2005 10:23:34 AM, Report Created 3/3/2005 10:23:40 AM

Department : Headquarters and Support JCSG
 Scenario File : S:\Geo Cluster subgroup and addressing\McCoy\Scenario Data Call\CIFA-DDS HQ\COBRA (To Quantico w-o COS, DISCO) (7%)\HSA-0131 Consolidate CIFA-DSS @ Quantico (7%) (COS, DISCO Removed) 27 Feb 05.CBR
 Option Pkg Name: HSA-0131 Consolidate CIFA-DSS @ Quantico (7%) (COS, DISCO Removed) 27 Feb 05
 Std Fctrs File : S:\COBRA Workspace\COBRA 6.07 -- 9 Feb 05\BRAC2005.SFF

Base	Personnel			
	Start*	Finish*	Change	%Change
CDR MCB QUANTICO	10,218	10,728	510	5%
Alexandria / I-395 A	455	0	-455	-100%
Colorado Springs CO	0	0	0	0%
Baltimore MD Leased	82	0	-82	-100%
Long Beach CA	4	0	-4	-100%
Smyrna GA Leased	6	0	-6	-100%
Columbus OH	10	0	-10	-100%
TOTAL	10,775	10,728	-47	0%

Base	Square Footage				
	Start	Finish	Change	%Change	Chg/Per
CDR MCB QUANTICO	7,979,378	8,272,183	292,805	4%	574
Alexandria / I-395 A	0	0	0	0%	0
Colorado Springs CO	0	0	0	0%	0
Baltimore MD Leased	0	0	0	0%	0
Long Beach CA	0	0	0	0%	0
Smyrna GA Leased	0	0	0	0%	0
Columbus OH	0	0	0	0%	0
TOTAL	7,979,378	8,272,183	292,805	4%	-6,230

Base	Base Operations Support (2005\$)				
	Start*	Finish*	Change	%Change	Chg/Per
CDR MCB QUANTICO	23,733,901	24,591,023	857,123	4%	1,681
Alexandria / I-395 A	0	0	0	0%	0
Colorado Springs CO	0	0	0	0%	0
Baltimore MD Leased	0	0	0	0%	0
Long Beach CA	0	0	0	0%	0
Smyrna GA Leased	0	0	0	0%	0
Columbus OH	0	0	0	0%	0
TOTAL	23,733,901	24,591,023	857,123	4%	-18,237

Base	Sustainment (2005\$)				
	Start	Finish	Change	%Change	Chg/Per
CDR MCB QUANTICO	15,577,245	16,030,847	453,602	3%	889
Alexandria / I-395 A	0	0	0	0%	0
Colorado Springs CO	0	0	0	0%	0
Baltimore MD Leased	0	0	0	0%	0
Long Beach CA	0	0	0	0%	0
Smyrna GA Leased	0	0	0	0%	0
Columbus OH	0	0	0	0%	0
TOTAL	15,577,245	16,030,847	453,602	3%	-9,651

COBRA PERSONNEL/SF/SUSTAINMENT/RECAP/BOS DELTAS REPORT (COBRA v6.07) - Page 2
 Data As Of 3/3/2005 10:23:34 AM, Report Created 3/3/2005 10:23:40 AM

Department : Headquarters and Support JCSG
 Scenario File : S:\Geo Cluster subgroup and addressing\McCoy\Scenario Data Call\CIFA-DDS HQ\COBRA (To Quantico w-o COS, DISCO) (7%)\HSA-0131 Consolidate CIFA-DSS @ Quantico (7%) (COS, DISCO Removed) 27 Feb 05.CBR
 Option Pkg Name: HSA-0131 Consolidate CIFA-DSS @ Quantico (7%) (COS, DISCO Removed) 27 Feb 05
 Std Fctrs File : S:\COBRA Workspace\COBRA 6.07 -- 9 Feb 05\BRAC2005.SFF

Base	Recapitalization (2005\$)				
	Start	Finish	Change	%Change	Chg/Per
CDR MCB QUANTICO	18,509,680	19,082,913	573,233	3%	1,124
Alexandria / I-395 A	0	0	0	0%	0
Colorado Springs CO	0	0	0	0%	0
Baltimore MD Leased	0	0	0	0%	0
Long Beach CA	0	0	0	0%	0
Smyrna GA Leased	0	0	0	0%	0
Columbus OH	0	0	0	0%	0
TOTAL	18,509,680	19,082,913	573,233	3%	-12,196

Base	Sustain + Recap + BOS (2005\$)				
	Start	Finish	Change	%Change	Chg/Per
CDR MCB QUANTICO	57,820,826	59,704,784	1,883,958	3%	3,694
Alexandria / I-395 A	0	0	0	0%	0
Colorado Springs CO	0	0	0	0%	0
Baltimore MD Leased	0	0	0	0%	0
Long Beach CA	0	0	0	0%	0
Smyrna GA Leased	0	0	0	0%	0
Columbus OH	0	0	0	0%	0
TOTAL	57,820,826	59,704,784	1,883,958	3%	-40,084

Base	Plant Replacement Value (2005\$)				
	Start	Finish	Change	%Change	Chg/Per
CDR MCB QUANTICO	1,591,832,505	1,641,130,533	49,298,028	3%	96,663
Alexandria / I-395 A	0	0	0	0%	0
Colorado Springs CO	0	0	0	0%	0
Baltimore MD Leased	0	0	0	0%	0
Long Beach CA	0	0	0	0%	0
Smyrna GA Leased	0	0	0	0%	0
Columbus OH	0	0	0	0%	0
TOTAL	1,591,832,505	1,641,130,533	49,298,028	3%	-1,048,894

* "Start" and "Finish" values for Personnel and BOS both include the Programmed Installation Population (non-BRAC) Changes, so that only changes attributable to the BRAC action are reflected in the "Change" columns of this report.

TOTAL COBRA MILITARY CONSTRUCTION ASSETS REPORT (COBRA v6.07)

Data As Of 3/3/2005 10:23:34 AM, Report Created 3/3/2005 10:23:39 AM

Department : Headquarters and Support JCSG
 Scenario File : S:\Geo Cluster subgroup and addressing\McCoy\Scenario Data Call\CIFA-DDS HQ\COBRA (To Quantico w-o COS, DISCO) (7%)\HSA-0131 Consolidate CIFA-DSS @ Quantico (7%) (COS, DISCO Removed) 27 Feb 05.CBR
 Option Pkg Name: HSA-0131 Consolidate CIFA-DSS @ Quantico (7%) (COS, DISCO Removed) 27 Feb 05
 Std Fctrs File : S:\COBRA Workspace\COBRA 6.07 -- 9 Feb 05\BRAC2005.SFF

All values in 2005 Constant Dollars

Base Name	Total MilCon*	Milcon Cost Avoidance	Total Net Costs
CDR MCB QUANTICO	53,703,081	0	53,703,081
Alexandria / I-395 A	0	0	0
Colorado Springs CO	0	0	0
Baltimore MD Leased	0	0	0
Long Beach CA	0	0	0
Smyrna GA Leased	0	0	0
Columbus OH	0	0	0
Totals:	53,703,081	0	53,703,081

* All MilCon Costs include Design, Site Preparation, Contingency Planning, and SIOH Costs where applicable.

COBRA MILITARY CONSTRUCTION ASSETS REPORT (COBRA v6.07) - Page 2
 Data As Of 3/3/2005 10:23:34 AM, Report Created 3/3/2005 10:23:39 AM

Department : Headquarters and Support JCSG
 Scenario File : S:\Geo Cluster subgroup and addressing\McCoy\Scenario Data Call\CIFA-DDS HQ\COBRA (To Quantico w-o COS, DISCO) (7%)\HSA-0131 Consolidate CIFA-DSS @ Quantico (7%) (COS, DISCO Removed) 27 Feb 05.CBR
 Option Pkg Name: HSA-0131 Consolidate CIFA-DSS @ Quantico (7%) (COS, DISCO Removed) 27 Feb 05
 Std Fctrs File : S:\COBRA Workspace\COBRA 6.07 -- 9 Feb 05\BRAC2005.SFF

MilCon for Base: CDR MCB QUANTICO, VA (M00264)

All values in 2005 Constant Dollars (\$K)

Total FAC Title Cost*	UM	New MilCon	New Cost*	Using Rehab Rehab Type	Rehab Cost*
-					
6100 General Administrative Building 39,030	SF	235,400	39,030	0 Default	0
6100 General Administrative Building 5,170	SF	31,180	5,170	0 Default	0
6100 General Administrative Building 3,768	SF	22,725	3,768	0 Default	0
1498 Security Support Facility 116	SF	500	116	0 Default	0
8511 Road, Surfaced 2,444	SY	92,400	2,444	0 Default	0
8521 Vehicle Parking, Surfaced 2,099	SY	38,528	2,099	0 Default	0
7331 Exchange Eating Facility 593	SF	3,000	593	0 Default	0
8121 Electrical Power Distribution Line 353	LF	1	n/a**	0 Default	n/a**
8321 Sewer and Industrial Waste Line 61	LF	1,000	61	0 Default	0
8421 Water Distribution Line, Potable 23	LF	500	23	0 Default	0
8241 Heat Gas Distribution Line 45	LF	500	45	0 Default	0

-				Total Construction Cost:	
53,703				- Construction Cost Avoid:	
0				-----	
-				Total Net Milcon Cost:	
53,703					

* All MilCon Costs include Design, Site Preparation, Contingency Planning, and SIOH Costs where applicable.

**No New Milcon / Rehabilitation Cost breakdown is available if Total Cost was entered by the user.

COBRA NET PRESENT VALUES REPORT (COBRA v6.07)

Data As Of 3/3/2005 10:23:34 AM, Report Created 3/3/2005 10:23:40 AM

Department : Headquarters and Support JCSG
 Scenario File : S:\Geo Cluster subgroup and addressing\McCoy\Scenario Data Call\CIFA-DDS HQ\COBRA (To
 Quantico w-o COS, DISCO) (7%)\HSA-0131 Consolidate CIFA-DSS @ Quantico (7%) (COS, DISCO Removed) 27 Feb 05.CBR
 Option Pkg Name: HSA-0131 Consolidate CIFA-DSS @ Quantico (7%) (COS, DISCO Removed) 27 Feb 05
 Std Fctrs File : S:\COBRA Workspace\COBRA 6.07 -- 9 Feb 05\BRAC2005.SFF

Year	Cost(\$)	Adjusted Cost(\$)	NPV(\$)
-----	-----	-----	-----
2006	4,434,199	4,365,968	4,365,968
2007	0	0	4,365,968
2008	66,070,316	61,141,108	65,507,077
2009	-4,756,358	-4,267,094	61,239,982
2010	-24,629,574	-21,421,276	39,818,706
2011	-24,629,574	-20,767,112	19,051,593
2012	-24,629,574	-20,132,925	-1,081,332
2013	-24,629,574	-19,518,105	-20,599,437
2014	-24,629,574	-18,922,060	-39,521,497
2015	-24,629,574	-18,344,217	-57,865,714
2016	-24,629,574	-17,784,021	-75,649,735
2017	-24,629,574	-17,240,931	-92,890,667
2018	-24,629,574	-16,714,427	-109,605,093
2019	-24,629,574	-16,204,001	-125,809,094
2020	-24,629,574	-15,709,162	-141,518,257
2021	-24,629,574	-15,229,435	-156,747,692
2022	-24,629,574	-14,764,358	-171,512,049
2023	-24,629,574	-14,313,483	-185,825,532
2024	-24,629,574	-13,876,377	-199,701,910
2025	-24,629,574	-13,452,620	-213,154,529

TOTAL COBRA PERSONNEL IMPACT REPORT (COBRA v6.07) - Page 1/8
 Data As Of 3/3/2005 10:23:34 AM, Report Created 3/3/2005 10:23:39 AM

Department : Headquarters and Support JCSG
 Scenario File : S:\Geo Cluster subgroup and addressing\McCoy\Scenario Data Call\CIFA-DDS HQ\COBRA (To Quantico w-o COS, DISCO) (7%)\HSA-0131 Consolidate CIFA-DSS @ Quantico (7%) (COS, DISCO Removed) 27 Feb 05.CBR
 Option Pkg Name: HSA-0131 Consolidate CIFA-DSS @ Quantico (7%) (COS, DISCO Removed) 27 Feb 05
 Std Fctrs File : S:\COBRA Workspace\COBRA 6.07 -- 9 Feb 05\BRAC2005.SFF

	Rate	2006	2007	2008	2009	2010	2011	Total
	----	----	----	----	----	----	----	----
CIVILIAN POSITIONS REALIGNING OUT		0	0	0	509	0	0	509
Early Retirement*	8.10%	0	0	0	7	0	0	7
Regular Retirement*	1.67%	0	0	0	1	0	0	1
Civilian Turnover*	9.16%	0	0	0	8	0	0	8
Civs Not Moving (RIFs)*	6.00%	0	0	0	5	0	0	5
Civilians Moving (the remainder)		0	0	0	488	0	0	488
Civilian Positions Available		0	0	0	21	0	0	21
CIVILIAN POSITIONS ELIMINATED		0	0	0	44	0	0	44
Early Retirement	8.10%	0	0	0	4	0	0	4
Regular Retirement	1.67%	0	0	0	1	0	0	1
Civilian Turnover	9.16%	0	0	0	4	0	0	4
Civs Not Moving (RIFs)*	6.00%	0	0	0	2	0	0	2
Priority Placement#	39.97%	0	0	0	16	0	0	16
Civilians Available to Move		0	0	0	17	0	0	17
Civilians Moving		0	0	0	4	0	0	4
Civilian RIFs (the remainder)		0	0	0	13	0	0	13
CIVILIAN POSITIONS REALIGNING IN		0	0	0	509	0	0	509
Civilians Moving		0	0	0	492	0	0	492
New Civilians Hired		0	0	0	17	0	0	17
Other Civilian Additions		0	0	0	0	0	0	0
TOTAL CIVILIAN EARLY RETIRMENTS		0	0	0	11	0	0	11
TOTAL CIVILIAN RIFS		0	0	0	20	0	0	20
TOTAL CIVILIAN PRIORITY PLACEMENTS#		0	0	0	16	0	0	16
TOTAL CIVILIAN NEW HIRES		0	0	0	17	0	0	17

* Early Retirements, Regular Retirements, Civilian Turnover, and Civilians Not Willing to Move are not applicable for moves under fifty miles.

Not all Priority Placements involve a Permanent Change of Station. The rate of PPP placements involving a PCS is 50.70%

COBRA PERSONNEL IMPACT REPORT (COBRA v6.07) - Page 2/8
 Data As Of 3/3/2005 10:23:34 AM, Report Created 3/3/2005 10:23:39 AM

Department : Headquarters and Support JCSG
 Scenario File : S:\Geo Cluster subgroup and addressing\McCoy\Scenario Data Call\CIFA-DDS HQ\COBRA (To Quantico w-o COS, DISCO) (7%)\HSA-0131 Consolidate CIFA-DSS @ Quantico (7%) (COS, DISCO Removed) 27 Feb 05.CBR
 Option Pkg Name: HSA-0131 Consolidate CIFA-DSS @ Quantico (7%) (COS, DISCO Removed) 27 Feb 05
 Std Fctrs File : S:\COBRA Workspace\COBRA 6.07 -- 9 Feb 05\BRAC2005.SFF

Base: CDR MCB QUANTICO, VA (M00264)Rate	2006	2007	2008	2009	2010	2011	Total
CIVILIAN POSITIONS REALIGNING OUT	0	0	0	0	0	0	0
Early Retirement*	8.10%	0	0	0	0	0	0
Regular Retirement*	1.67%	0	0	0	0	0	0
Civilian Turnover*	9.16%	0	0	0	0	0	0
Civs Not Moving (RIFs)*	6.00%	0	0	0	0	0	0
Civilians Moving (the remainder)		0	0	0	0	0	0
Civilian Positions Available		0	0	0	0	0	0
CIVILIAN POSITIONS ELIMINATED	0	0	0	0	0	0	0
Early Retirement	8.10%	0	0	0	0	0	0
Regular Retirement	1.67%	0	0	0	0	0	0
Civilian Turnover	9.16%	0	0	0	0	0	0
Civs Not Moving (RIFs)*	6.00%	0	0	0	0	0	0
Priority Placement#	39.97%	0	0	0	0	0	0
Civilians Available to Move		0	0	0	0	0	0
Civilians Moving		0	0	0	0	0	0
Civilian RIFs (the remainder)		0	0	0	0	0	0
CIVILIAN POSITIONS REALIGNING IN	0	0	0	509	0	0	509
Civilians Moving		0	0	492	0	0	492
New Civilians Hired		0	0	17	0	0	17
Other Civilian Additions		0	0	0	0	0	0
TOTAL CIVILIAN EARLY RETIRMENTS		0	0	0	0	0	0
TOTAL CIVILIAN RIFS		0	0	0	0	0	0
TOTAL CIVILIAN PRIORITY PLACEMENTS#		0	0	0	0	0	0
TOTAL CIVILIAN NEW HIRES		0	0	0	17	0	17

* Early Retirements, Regular Retirements, Civilian Turnover, and Civilians Not Willing to Move are not applicable for moves under fifty miles.

Not all Priority Placements involve a Permanent Change of Station. The rate of PPP placements involving a PCS is 50.70%

COBRA PERSONNEL IMPACT REPORT (COBRA v6.07) - Page 3/8

Data As Of 3/3/2005 10:23:34 AM, Report Created 3/3/2005 10:23:39 AM

Department : Headquarters and Support JCSG
 Scenario File : S:\Geo Cluster subgroup and addressing\McCoy\Scenario Data Call\CIFA-DDS HQ\COBRA (To Quantico w-o COS, DISCO) (7%)\HSA-0131 Consolidate CIFA-DSS @ Quantico (7%) (COS, DISCO Removed) 27 Feb 05.CBR
 Option Pkg Name: HSA-0131 Consolidate CIFA-DSS @ Quantico (7%) (COS, DISCO Removed) 27 Feb 05
 Std Fctrs File : S:\COBRA Workspace\COBRA 6.07 -- 9 Feb 05\BRAC2005.SFF

Base: Alexandria / I-395 A, VA (HSA001)	Rate	2006	2007	2008	2009	2010	2011	Total
CIVILIAN POSITIONS REALIGNING OUT		0	0	0	421	0	0	421
Early Retirement*	8.10%	0	0	0	0	0	0	0
Regular Retirement*	1.67%	0	0	0	0	0	0	0
Civilian Turnover*	9.16%	0	0	0	0	0	0	0
Civs Not Moving (RIFs)*	6.00%	0	0	0	0	0	0	0
Civilians Moving (the remainder)		0	0	0	421	0	0	421
Civilian Positions Available		0	0	0	0	0	0	0
CIVILIAN POSITIONS ELIMINATED		0	0	0	33	0	0	33
Early Retirement	8.10%	0	0	0	3	0	0	3
Regular Retirement	1.67%	0	0	0	1	0	0	1
Civilian Turnover	9.16%	0	0	0	3	0	0	3
Civs Not Moving (RIFs)*	6.00%	0	0	0	2	0	0	2
Priority Placement#	39.97%	0	0	0	13	0	0	13
Civilians Available to Move		0	0	0	11	0	0	11
Civilians Moving		0	0	0	0	0	0	0
Civilian RIFs (the remainder)		0	0	0	11	0	0	11
CIVILIAN POSITIONS REALIGNING IN		0	0	0	0	0	0	0
Civilians Moving		0	0	0	0	0	0	0
New Civilians Hired		0	0	0	0	0	0	0
Other Civilian Additions		0	0	0	0	0	0	0
TOTAL CIVILIAN EARLY RETIRMENTS		0	0	0	3	0	0	3
TOTAL CIVILIAN RIFS		0	0	0	13	0	0	13
TOTAL CIVILIAN PRIORITY PLACEMENTS#		0	0	0	13	0	0	13
TOTAL CIVILIAN NEW HIRES		0	0	0	0	0	0	0

* Early Retirements, Regular Retirements, Civilian Turnover, and Civilians Not Willing to Move are not applicable for moves under fifty miles.

Not all Priority Placements involve a Permanent Change of Station. The rate of PPP placements involving a PCS is 50.70%

COBRA PERSONNEL IMPACT REPORT (COBRA v6.07) - Page 4/8
 Data As Of 3/3/2005 10:23:34 AM, Report Created 3/3/2005 10:23:39 AM

Department : Headquarters and Support JCSG
 Scenario File : S:\Geo Cluster subgroup and addressing\McCoy\Scenario Data Call\CIFA-DDS HQ\COBRA (To Quantico w-o COS, DISCO) (7%)\HSA-0131 Consolidate CIFA-DSS @ Quantico (7%) (COS, DISCO Removed) 27 Feb 05.CBR
 Option Pkg Name: HSA-0131 Consolidate CIFA-DSS @ Quantico (7%) (COS, DISCO Removed) 27 Feb 05
 Std Fctrs File : S:\COBRA Workspace\COBRA 6.07 -- 9 Feb 05\BRAC2005.SFF

Base: Colorado Springs CO, CO (HSA054)	Rate	2006	2007	2008	2009	2010	2011	Total
CIVILIAN POSITIONS REALIGNING OUT		0	0	0	0	0	0	0
Early Retirement*	8.10%	0	0	0	0	0	0	0
Regular Retirement*	1.67%	0	0	0	0	0	0	0
Civilian Turnover*	9.16%	0	0	0	0	0	0	0
Civs Not Moving (RIFs)*	6.00%	0	0	0	0	0	0	0
Civilians Moving (the remainder)		0	0	0	0	0	0	0
Civilian Positions Available		0	0	0	0	0	0	0
CIVILIAN POSITIONS ELIMINATED		0	0	0	0	0	0	0
Early Retirement	8.10%	0	0	0	0	0	0	0
Regular Retirement	1.67%	0	0	0	0	0	0	0
Civilian Turnover	9.16%	0	0	0	0	0	0	0
Civs Not Moving (RIFs)*	6.00%	0	0	0	0	0	0	0
Priority Placement#	39.97%	0	0	0	0	0	0	0
Civilians Available to Move		0	0	0	0	0	0	0
Civilians Moving		0	0	0	0	0	0	0
Civilian RIFs (the remainder)		0	0	0	0	0	0	0
CIVILIAN POSITIONS REALIGNING IN		0	0	0	0	0	0	0
Civilians Moving		0	0	0	0	0	0	0
New Civilians Hired		0	0	0	0	0	0	0
Other Civilian Additions		0	0	0	0	0	0	0
TOTAL CIVILIAN EARLY RETIRMENTS		0	0	0	0	0	0	0
TOTAL CIVILIAN RIFS		0	0	0	0	0	0	0
TOTAL CIVILIAN PRIORITY PLACEMENTS#		0	0	0	0	0	0	0
TOTAL CIVILIAN NEW HIRES		0	0	0	0	0	0	0

* Early Retirements, Regular Retirements, Civilian Turnover, and Civilians Not Willing to Move are not applicable for moves under fifty miles.

Not all Priority Placements involve a Permanent Change of Station. The rate of PPP placements involving a PCS is 50.70%

COBRA PERSONNEL IMPACT REPORT (COBRA v6.07) - Page 5/8

Data As Of 3/3/2005 10:23:34 AM, Report Created 3/3/2005 10:23:39 AM

Department : Headquarters and Support JCSG
 Scenario File : S:\Geo Cluster subgroup and addressing\McCoy\Scenario Data Call\CIFA-DDS HQ\COBRA (To Quantico w-o COS, DISCO) (7%)\HSA-0131 Consolidate CIFA-DSS @ Quantico (7%) (COS, DISCO Removed) 27 Feb 05.CBR
 Option Pkg Name: HSA-0131 Consolidate CIFA-DSS @ Quantico (7%) (COS, DISCO Removed) 27 Feb 05
 Std Fctrs File : S:\COBRA Workspace\COBRA 6.07 -- 9 Feb 05\BRAC2005.SFF

Base: Baltimore MD Leased, MD (HSA052)	Rate	2006	2007	2008	2009	2010	2011	Total
CIVILIAN POSITIONS REALIGNING OUT		0	0	71	0	0	71	
Early Retirement*	8.10%	0	0	6	0	0	6	
Regular Retirement*	1.67%	0	0	1	0	0	1	
Civilian Turnover*	9.16%	0	0	7	0	0	7	
Civs Not Moving (RIFs)*	6.00%	0	0	4	0	0	4	
Civilians Moving (the remainder)		0	0	53	0	0	53	
Civilian Positions Available		0	0	18	0	0	18	
CIVILIAN POSITIONS ELIMINATED		0	0	8	0	0	8	
Early Retirement	8.10%	0	0	1	0	0	1	
Regular Retirement	1.67%	0	0	0	0	0	0	
Civilian Turnover	9.16%	0	0	1	0	0	1	
Civs Not Moving (RIFs)*	6.00%	0	0	0	0	0	0	
Priority Placement#	39.97%	0	0	3	0	0	3	
Civilians Available to Move		0	0	3	0	0	3	
Civilians Moving		0	0	3	0	0	3	
Civilian RIFs (the remainder)		0	0	0	0	0	0	
CIVILIAN POSITIONS REALIGNING IN		0	0	0	0	0	0	
Civilians Moving		0	0	0	0	0	0	
New Civilians Hired		0	0	0	0	0	0	
Other Civilian Additions		0	0	0	0	0	0	
TOTAL CIVILIAN EARLY RETIRMENTS		0	0	7	0	0	7	
TOTAL CIVILIAN RIFS		0	0	4	0	0	4	
TOTAL CIVILIAN PRIORITY PLACEMENTS#		0	0	3	0	0	3	
TOTAL CIVILIAN NEW HIRES		0	0	0	0	0	0	

* Early Retirements, Regular Retirements, Civilian Turnover, and Civilians Not Willing to Move are not applicable for moves under fifty miles.

Not all Priority Placements involve a Permanent Change of Station. The rate of PPP placements involving a PCS is 50.70%

COBRA PERSONNEL IMPACT REPORT (COBRA v6.07) - Page 6/8

Data As Of 3/3/2005 10:23:34 AM, Report Created 3/3/2005 10:23:39 AM

Department : Headquarters and Support JCSG
 Scenario File : S:\Geo Cluster subgroup and addressing\McCoy\Scenario Data Call\CIFA-DDS HQ\COBRA (To Quantico w-o COS, DISCO) (7%)\HSA-0131 Consolidate CIFA-DSS @ Quantico (7%) (COS, DISCO Removed) 27 Feb 05.CBR
 Option Pkg Name: HSA-0131 Consolidate CIFA-DSS @ Quantico (7%) (COS, DISCO Removed) 27 Feb 05
 Std Fctrs File : S:\COBRA Workspace\COBRA 6.07 -- 9 Feb 05\BRAC2005.SFF

Base: Long Beach CA, CA (HSA055)Rate	2006	2007	2008	2009	2010	2011	Total
CIVILIAN POSITIONS REALIGNING OUT	0	0	0	3	0	0	3
Early Retirement*	8.10%	0	0	0	0	0	0
Regular Retirement*	1.67%	0	0	0	0	0	0
Civilian Turnover*	9.16%	0	0	0	0	0	0
Civs Not Moving (RIFs)*	6.00%	0	0	0	0	0	0
Civilians Moving (the remainder)		0	0	3	0	0	3
Civilian Positions Available		0	0	0	0	0	0
CIVILIAN POSITIONS ELIMINATED	0	0	0	1	0	0	1
Early Retirement	8.10%	0	0	0	0	0	0
Regular Retirement	1.67%	0	0	0	0	0	0
Civilian Turnover	9.16%	0	0	0	0	0	0
Civs Not Moving (RIFs)*	6.00%	0	0	0	0	0	0
Priority Placement#	39.97%	0	0	0	0	0	0
Civilians Available to Move		0	0	1	0	0	1
Civilians Moving		0	0	0	0	0	0
Civilian RIFs (the remainder)		0	0	1	0	0	1
CIVILIAN POSITIONS REALIGNING IN	0	0	0	0	0	0	0
Civilians Moving		0	0	0	0	0	0
New Civilians Hired		0	0	0	0	0	0
Other Civilian Additions		0	0	0	0	0	0
TOTAL CIVILIAN EARLY RETIRMENTS		0	0	0	0	0	0
TOTAL CIVILIAN RIFS		0	0	0	1	0	1
TOTAL CIVILIAN PRIORITY PLACEMENTS#		0	0	0	0	0	0
TOTAL CIVILIAN NEW HIRES		0	0	0	0	0	0

* Early Retirements, Regular Retirements, Civilian Turnover, and Civilians Not Willing to Move are not applicable for moves under fifty miles.

Not all Priority Placements involve a Permanent Change of Station. The rate of PPP placements involving a PCS is 50.70%

COBRA PERSONNEL IMPACT REPORT (COBRA v6.07) - Page 7/8
 Data As Of 3/3/2005 10:23:34 AM, Report Created 3/3/2005 10:23:39 AM

Department : Headquarters and Support JCSG
 Scenario File : S:\Geo Cluster subgroup and addressing\McCoy\Scenario Data Call\CIFA-DDS HQ\COBRA (To Quantico w-o COS, DISCO) (7%)\HSA-0131 Consolidate CIFA-DSS @ Quantico (7%) (COS, DISCO Removed) 27 Feb 05.CBR
 Option Pkg Name: HSA-0131 Consolidate CIFA-DSS @ Quantico (7%) (COS, DISCO Removed) 27 Feb 05
 Std Fctrs File : S:\COBRA Workspace\COBRA 6.07 -- 9 Feb 05\BRAC2005.SFF

Base: Smyrna GA Leased, GA (HSA053)Rate	2006	2007	2008	2009	2010	2011	Total
CIVILIAN POSITIONS REALIGNING OUT	0	0	0	5	0	0	5
Early Retirement*	8.10%	0	0	0	0	0	0
Regular Retirement*	1.67%	0	0	0	0	0	0
Civilian Turnover*	9.16%	0	0	0	0	0	0
Civs Not Moving (RIFs)*	6.00%	0	0	0	0	0	0
Civilians Moving (the remainder)		0	0	5	0	0	5
Civilian Positions Available		0	0	0	0	0	0
CIVILIAN POSITIONS ELIMINATED	0	0	0	1	0	0	1
Early Retirement	8.10%	0	0	0	0	0	0
Regular Retirement	1.67%	0	0	0	0	0	0
Civilian Turnover	9.16%	0	0	0	0	0	0
Civs Not Moving (RIFs)*	6.00%	0	0	0	0	0	0
Priority Placement#	39.97%	0	0	0	0	0	0
Civilians Available to Move		0	0	0	1	0	1
Civilians Moving		0	0	0	0	0	0
Civilian RIFs (the remainder)		0	0	0	1	0	1
CIVILIAN POSITIONS REALIGNING IN	0	0	0	0	0	0	0
Civilians Moving		0	0	0	0	0	0
New Civilians Hired		0	0	0	0	0	0
Other Civilian Additions		0	0	0	0	0	0
TOTAL CIVILIAN EARLY RETIRMENTS		0	0	0	0	0	0
TOTAL CIVILIAN RIFS		0	0	0	1	0	1
TOTAL CIVILIAN PRIORITY PLACEMENTS#		0	0	0	0	0	0
TOTAL CIVILIAN NEW HIRES		0	0	0	0	0	0

* Early Retirements, Regular Retirements, Civilian Turnover, and Civilians Not Willing to Move are not applicable for moves under fifty miles.

Not all Priority Placements involve a Permanent Change of Station. The rate of PPP placements involving a PCS is 50.70%

COBRA PERSONNEL IMPACT REPORT (COBRA v6.07) - Page 8/8
 Data As Of 3/3/2005 10:23:34 AM, Report Created 3/3/2005 10:23:39 AM

Department : Headquarters and Support JCSG
 Scenario File : S:\Geo Cluster subgroup and addressing\McCoy\Scenario Data Call\CIFA-DDS HQ\COBRA (To Quantico w-o COS, DISCO) (7%)\HSA-0131 Consolidate CIFA-DSS @ Quantico (7%) (COS, DISCO Removed) 27 Feb 05.CBR
 Option Pkg Name: HSA-0131 Consolidate CIFA-DSS @ Quantico (7%) (COS, DISCO Removed) 27 Feb 05
 Std Fctrs File : S:\COBRA Workspace\COBRA 6.07 -- 9 Feb 05\BRAC2005.SFF

Base: Columbus OH, OH (HSA005)	Rate	2006	2007	2008	2009	2010	2011	Total
CIVILIAN POSITIONS REALIGNING OUT		0	0	0	9	0	0	9
Early Retirement*	8.10%	0	0	0	1	0	0	1
Regular Retirement*	1.67%	0	0	0	0	0	0	0
Civilian Turnover*	9.16%	0	0	0	1	0	0	1
Civs Not Moving (RIFs)*	6.00%	0	0	0	1	0	0	1
Civilians Moving (the remainder)		0	0	0	6	0	0	6
Civilian Positions Available		0	0	0	3	0	0	3
CIVILIAN POSITIONS ELIMINATED		0	0	0	1	0	0	1
Early Retirement	8.10%	0	0	0	0	0	0	0
Regular Retirement	1.67%	0	0	0	0	0	0	0
Civilian Turnover	9.16%	0	0	0	0	0	0	0
Civs Not Moving (RIFs)*	6.00%	0	0	0	0	0	0	0
Priority Placement#	39.97%	0	0	0	0	0	0	0
Civilians Available to Move		0	0	0	1	0	0	1
Civilians Moving		0	0	0	1	0	0	1
Civilian RIFs (the remainder)		0	0	0	0	0	0	0
CIVILIAN POSITIONS REALIGNING IN		0	0	0	0	0	0	0
Civilians Moving		0	0	0	0	0	0	0
New Civilians Hired		0	0	0	0	0	0	0
Other Civilian Additions		0	0	0	0	0	0	0
TOTAL CIVILIAN EARLY RETIRMENTS		0	0	0	1	0	0	1
TOTAL CIVILIAN RIFS		0	0	0	1	0	0	1
TOTAL CIVILIAN PRIORITY PLACEMENTS#		0	0	0	0	0	0	0
TOTAL CIVILIAN NEW HIRES		0	0	0	0	0	0	0

* Early Retirements, Regular Retirements, Civilian Turnover, and Civilians Not Willing to Move are not applicable for moves under fifty miles.

Not all Priority Placements involve a Permanent Change of Station. The rate of PPP placements involving a PCS is 50.70%

COBRA PERSONNEL SUMMARY REPORT (COBRA v6.07)

Data As Of 3/3/2005 10:23:34 AM, Report Created 3/3/2005 10:23:39 AM

Department : Headquarters and Support JCSG
 Scenario File : S:\Geo Cluster subgroup and addressing\McCoy\Scenario Data Call\CIFA-DDS HQ\COBRA (To Quantico w-o COS, DISCO) (7%)\HSA-0131 Consolidate CIFA-DSS @ Quantico (7%) (COS, DISCO Removed) 27 Feb 05.CBR
 Option Pkg Name: HSA-0131 Consolidate CIFA-DSS @ Quantico (7%) (COS, DISCO Removed) 27 Feb 05
 Std Fctrs File : S:\COBRA Workspace\COBRA 6.07 -- 9 Feb 05\BRAC2005.SFF

PERSONNEL SUMMARY FOR: CDR MCB QUANTICO, VA (M00264)

BASE POPULATION (FY 2005):

Officers	Enlisted	Students	Civilians
1,550	3,035	2,683	2,859

PROGRAMMED INSTALLATION (NON-BRAC) CHANGES FOR: CDR MCB QUANTICO, VA (M00264)

	2006	2007	2008	2009	2010	2011	Total
Officers	-16	0	0	0	0	0	-16
Enlisted	21	0	0	0	0	0	21
Students	69	0	0	0	0	0	69
Civilians	17	0	0	0	0	0	17
TOTAL	91	0	0	0	0	0	91

BASE POPULATION (Prior to BRAC Action) FOR: CDR MCB QUANTICO, VA (M00264)

Officers	Enlisted	Students	Civilians
1,534	3,056	2,752	2,876

PERSONNEL REALIGNMENTS:

From Base: Alexandria / I-395 A, VA (HSA001)

	2006	2007	2008	2009	2010	2011	Total
Officers	0	0	0	0	0	0	0
Enlisted	0	0	0	0	0	0	0
Students	0	0	0	0	0	0	0
Civilians	0	0	0	421	0	0	421
TOTAL	0	0	0	421	0	0	421

From Base: Baltimore MD Leased, MD (HSA052)

	2006	2007	2008	2009	2010	2011	Total
Officers	0	0	0	0	0	0	0
Enlisted	0	0	0	1	0	0	1
Students	0	0	0	0	0	0	0
Civilians	0	0	0	71	0	0	71
TOTAL	0	0	0	72	0	0	72

From Base: Long Beach CA, CA (HSA055)

	2006	2007	2008	2009	2010	2011	Total
Officers	0	0	0	0	0	0	0
Enlisted	0	0	0	0	0	0	0
Students	0	0	0	0	0	0	0
Civilians	0	0	0	3	0	0	3
TOTAL	0	0	0	3	0	0	3

From Base: Smyrna GA Leased, GA (HSA053)

	2006	2007	2008	2009	2010	2011	Total
Officers	0	0	0	0	0	0	0
Enlisted	0	0	0	0	0	0	0
Students	0	0	0	0	0	0	0
Civilians	0	0	0	5	0	0	5
TOTAL	0	0	0	5	0	0	5

From Base: Columbus OH, OH (HSA005)

	2006	2007	2008	2009	2010	2011	Total
Officers	0	0	0	0	0	0	0

Enlisted	0	0	0	0	0	0	0
Students	0	0	0	0	0	0	0
Civilians	0	0	0	9	0	0	9
TOTAL	0	0	0	9	0	0	9

COBRA PERSONNEL SUMMARY REPORT (COBRA v6.07) - Page 2
 Data As Of 3/3/2005 10:23:34 AM, Report Created 3/3/2005 10:23:39 AM

Department : Headquarters and Support JCSG
 Scenario File : S:\Geo Cluster subgroup and addressing\McCoy\Scenario Data Call\CIFA-DDS HQ\COBRA (To Quantico w-o COS, DISCO) (7%)\HSA-0131 Consolidate CIFA-DSS @ Quantico (7%) (COS, DISCO Removed) 27 Feb 05.CBR
 Option Pkg Name: HSA-0131 Consolidate CIFA-DSS @ Quantico (7%) (COS, DISCO Removed) 27 Feb 05
 Std Fctrs File : S:\COBRA Workspace\COBRA 6.07 -- 9 Feb 05\BRAC2005.SFF

TOTAL PERSONNEL REALIGNMENTS (Into CDR MCB QUANTICO, VA (M00264)):

	2006	2007	2008	2009	2010	2011	Total
Officers	0	0	0	0	0	0	0
Enlisted	0	0	0	1	0	0	1
Students	0	0	0	0	0	0	0
Civilians	0	0	0	509	0	0	509
TOTAL	0	0	0	510	0	0	510

BASE POPULATION (After BRAC Action) FOR: CDR MCB QUANTICO, VA (M00264)

Officers	Enlisted	Students	Civilians
1,534	3,057	2,752	3,385

PERSONNEL SUMMARY FOR: Alexandria / I-395 A, VA (HSA001)

BASE POPULATION (FY 2005, Prior to BRAC Action) FOR: Alexandria / I-395 A, VA (HSA001)

Officers	Enlisted	Students	Civilians
1	0	0	454

PERSONNEL REALIGNMENTS:

To Base: CDR MCB QUANTICO, VA (M00264)

	2006	2007	2008	2009	2010	2011	Total
Officers	0	0	0	0	0	0	0
Enlisted	0	0	0	0	0	0	0
Students	0	0	0	0	0	0	0
Civilians	0	0	0	421	0	0	421
TOTAL	0	0	0	421	0	0	421

TOTAL PERSONNEL REALIGNMENTS (Out of Alexandria / I-395 A, VA (HSA001)):

	2006	2007	2008	2009	2010	2011	Total
Officers	0	0	0	0	0	0	0
Enlisted	0	0	0	0	0	0	0
Students	0	0	0	0	0	0	0
Civilians	0	0	0	421	0	0	421
TOTAL	0	0	0	421	0	0	421

SCENARIO POSITION CHANGES FOR: Alexandria / I-395 A, VA (HSA001)

	2006	2007	2008	2009	2010	2011	Total
Officers	0	0	0	-1	0	0	-1
Enlisted	0	0	0	0	0	0	0
Civilians	0	0	0	-33	0	0	-33
TOTAL	0	0	0	-34	0	0	-34

BASE POPULATION (After BRAC Action) FOR: Alexandria / I-395 A, VA (HSA001)

Officers	Enlisted	Students	Civilians
0	0	0	0

PERSONNEL SUMMARY FOR: Colorado Springs CO, CO (HSA054)

BASE POPULATION (FY 2005, Prior to BRAC Action) FOR: Colorado Springs CO, CO (HSA054)

Officers	Enlisted	Students	Civilians
0	0	0	0

BASE POPULATION (After BRAC Action) FOR: Colorado Springs CO, CO (HSA054)

Officers	Enlisted	Students	Civilians

0

0

0

0

COBRA PERSONNEL SUMMARY REPORT (COBRA v6.07) - Page 3
 Data As Of 3/3/2005 10:23:34 AM, Report Created 3/3/2005 10:23:39 AM

Department : Headquarters and Support JCSG
 Scenario File : S:\Geo Cluster subgroup and addressing\McCoy\Scenario Data Call\CIFA-DDS HQ\COBRA (To Quantico w-o COS, DISCO) (7%)\HSA-0131 Consolidate CIFA-DSS @ Quantico (7%) (COS, DISCO Removed) 27 Feb 05.CBR
 Option Pkg Name: HSA-0131 Consolidate CIFA-DSS @ Quantico (7%) (COS, DISCO Removed) 27 Feb 05
 Std Fctrs File : S:\COBRA Workspace\COBRA 6.07 -- 9 Feb 05\BRAC2005.SFF

PERSONNEL SUMMARY FOR: Baltimore MD Leased, MD (HSA052)

BASE POPULATION (FY 2005, Prior to BRAC Action) FOR: Baltimore MD Leased, MD (HSA052)

Officers	Enlisted	Students	Civilians
1	2	0	79

PERSONNEL REALIGNMENTS:

To Base: CDR MCB QUANTICO, VA (M00264)

	2006	2007	2008	2009	2010	2011	Total
Officers	0	0	0	0	0	0	0
Enlisted	0	0	0	1	0	0	1
Students	0	0	0	0	0	0	0
Civilians	0	0	0	71	0	0	71
TOTAL	0	0	0	72	0	0	72

TOTAL PERSONNEL REALIGNMENTS (Out of Baltimore MD Leased, MD (HSA052)):

	2006	2007	2008	2009	2010	2011	Total
Officers	0	0	0	0	0	0	0
Enlisted	0	0	0	1	0	0	1
Students	0	0	0	0	0	0	0
Civilians	0	0	0	71	0	0	71
TOTAL	0	0	0	72	0	0	72

SCENARIO POSITION CHANGES FOR: Baltimore MD Leased, MD (HSA052)

	2006	2007	2008	2009	2010	2011	Total
Officers	0	0	0	-1	0	0	-1
Enlisted	0	0	0	-1	0	0	-1
Civilians	0	0	0	-8	0	0	-8
TOTAL	0	0	0	-10	0	0	-10

BASE POPULATION (After BRAC Action) FOR: Baltimore MD Leased, MD (HSA052)

Officers	Enlisted	Students	Civilians
0	0	0	0

PERSONNEL SUMMARY FOR: Long Beach CA, CA (HSA055)

BASE POPULATION (FY 2005, Prior to BRAC Action) FOR: Long Beach CA, CA (HSA055)

Officers	Enlisted	Students	Civilians
0	0	0	4

PERSONNEL REALIGNMENTS:

To Base: CDR MCB QUANTICO, VA (M00264)

	2006	2007	2008	2009	2010	2011	Total
Officers	0	0	0	0	0	0	0
Enlisted	0	0	0	0	0	0	0
Students	0	0	0	0	0	0	0
Civilians	0	0	0	3	0	0	3
TOTAL	0	0	0	3	0	0	3

TOTAL PERSONNEL REALIGNMENTS (Out of Long Beach CA, CA (HSA055)):

	2006	2007	2008	2009	2010	2011	Total
Officers	0	0	0	0	0	0	0
Enlisted	0	0	0	0	0	0	0
Students	0	0	0	0	0	0	0

Civilians	0	0	0	3	0	0	3
TOTAL	0	0	0	3	0	0	3

COBRA PERSONNEL SUMMARY REPORT (COBRA v6.07) - Page 4
 Data As Of 3/3/2005 10:23:34 AM, Report Created 3/3/2005 10:23:39 AM

Department : Headquarters and Support JCSG
 Scenario File : S:\Geo Cluster subgroup and addressing\McCoy\Scenario Data Call\CIFA-DDS HQ\COBRA (To Quantico w-o COS, DISCO) (7%)\HSA-0131 Consolidate CIFA-DSS @ Quantico (7%) (COS, DISCO Removed) 27 Feb 05.CBR
 Option Pkg Name: HSA-0131 Consolidate CIFA-DSS @ Quantico (7%) (COS, DISCO Removed) 27 Feb 05
 Std Fctrs File : S:\COBRA Workspace\COBRA 6.07 -- 9 Feb 05\BRAC2005.SFF

SCENARIO POSITION CHANGES FOR: Long Beach CA, CA (HSA055)

	2006	2007	2008	2009	2010	2011	Total
Officers	0	0	0	0	0	0	0
Enlisted	0	0	0	0	0	0	0
Civilians	0	0	0	-1	0	0	-1
TOTAL	0	0	0	-1	0	0	-1

BASE POPULATION (After BRAC Action) FOR: Long Beach CA, CA (HSA055)

Officers	Enlisted	Students	Civilians
0	0	0	0

PERSONNEL SUMMARY FOR: Smyrna GA Leased, GA (HSA053)

BASE POPULATION (FY 2005, Prior to BRAC Action) FOR: Smyrna GA Leased, GA (HSA053)

Officers	Enlisted	Students	Civilians
0	0	0	6

PERSONNEL REALIGNMENTS:

To Base: CDR MCB QUANTICO, VA (M00264)

	2006	2007	2008	2009	2010	2011	Total
Officers	0	0	0	0	0	0	0
Enlisted	0	0	0	0	0	0	0
Students	0	0	0	0	0	0	0
Civilians	0	0	0	5	0	0	5
TOTAL	0	0	0	5	0	0	5

TOTAL PERSONNEL REALIGNMENTS (Out of Smyrna GA Leased, GA (HSA053)):

	2006	2007	2008	2009	2010	2011	Total
Officers	0	0	0	0	0	0	0
Enlisted	0	0	0	0	0	0	0
Students	0	0	0	0	0	0	0
Civilians	0	0	0	5	0	0	5
TOTAL	0	0	0	5	0	0	5

SCENARIO POSITION CHANGES FOR: Smyrna GA Leased, GA (HSA053)

	2006	2007	2008	2009	2010	2011	Total
Officers	0	0	0	0	0	0	0
Enlisted	0	0	0	0	0	0	0
Civilians	0	0	0	-1	0	0	-1
TOTAL	0	0	0	-1	0	0	-1

BASE POPULATION (After BRAC Action) FOR: Smyrna GA Leased, GA (HSA053)

Officers	Enlisted	Students	Civilians
0	0	0	0

PERSONNEL SUMMARY FOR: Columbus OH, OH (HSA005)

BASE POPULATION (FY 2005, Prior to BRAC Action) FOR: Columbus OH, OH (HSA005)

Officers	Enlisted	Students	Civilians
0	0	0	10

COBRA PERSONNEL SUMMARY REPORT (COBRA v6.07) - Page 5
 Data As Of 3/3/2005 10:23:34 AM, Report Created 3/3/2005 10:23:39 AM

Department : Headquarters and Support JCSG
 Scenario File : S:\Geo Cluster subgroup and addressing\McCoy\Scenario Data Call\CIFA-DDS HQ\COBRA (To Quantico w-o COS, DISCO) (7%)\HSA-0131 Consolidate CIFA-DSS @ Quantico (7%) (COS, DISCO Removed) 27 Feb 05.CBR
 Option Pkg Name: HSA-0131 Consolidate CIFA-DSS @ Quantico (7%) (COS, DISCO Removed) 27 Feb 05
 Std Fctrs File : S:\COBRA Workspace\COBRA 6.07 -- 9 Feb 05\BRAC2005.SFF

PERSONNEL REALIGNMENTS:

To Base: CDR MCB QUANTICO, VA (M00264)

	2006	2007	2008	2009	2010	2011	Total
Officers	0	0	0	0	0	0	0
Enlisted	0	0	0	0	0	0	0
Students	0	0	0	0	0	0	0
Civilians	0	0	0	9	0	0	9
TOTAL	0	0	0	9	0	0	9

TOTAL PERSONNEL REALIGNMENTS (Out of Columbus OH, OH (HSA005)):

	2006	2007	2008	2009	2010	2011	Total
Officers	0	0	0	0	0	0	0
Enlisted	0	0	0	0	0	0	0
Students	0	0	0	0	0	0	0
Civilians	0	0	0	9	0	0	9
TOTAL	0	0	0	9	0	0	9

SCENARIO POSITION CHANGES FOR: Columbus OH, OH (HSA005)

	2006	2007	2008	2009	2010	2011	Total
Officers	0	0	0	0	0	0	0
Enlisted	0	0	0	0	0	0	0
Civilians	0	0	0	-1	0	0	-1
TOTAL	0	0	0	-1	0	0	-1

BASE POPULATION (After BRAC Action) FOR: Columbus OH, OH (HSA005)

Officers	Enlisted	Students	Civilians
0	0	0	0

COBRA SUSTAINMENT/RECAP/BOS/HOUSING CHANGE REPORT (COBRA v6.07)
Data As Of 3/3/2005 10:23:34 AM, Report Created 3/3/2005 10:23:40 AM

Department : Headquarters and Support JCSG
Scenario File : S:\Geo Cluster subgroup and addressing\McCoy\Scenario Data Call\CIFA-DDS HQ\COBRA (To Quantico w-o COS, DISCO) (7%)\HSA-0131 Consolidate CIFA-DSS @ Quantico (7%) (COS, DISCO Removed) 27 Feb 05.CBR
Option Pkg Name: HSA-0131 Consolidate CIFA-DSS @ Quantico (7%) (COS, DISCO Removed) 27 Feb 05
Std Fctrs File : S:\COBRA Workspace\COBRA 6.07 -- 9 Feb 05\BRAC2005.SFF

Net Change(\$K)	2006	2007	2008	2009	2010	2011	Total	Beyond
Sustain Change	0	0	454	454	454	454	1,814	454
Recap Change	0	0	573	573	573	573	2,293	573
BOS Change	0	0	0	857	857	857	2,571	857
Housing Change	0	0	0	0	0	0	0	0
TOTAL CHANGES	0	0	1,027	1,884	1,884	1,884	6,679	1,884

CDR MCB QUANTICO, VA (M00264)								
Net Change(\$K)	2006	2007	2008	2009	2010	2011	Total	Beyond
Sustain Change	0	0	454	454	454	454	1,814	454
Recap Change	0	0	573	573	573	573	2,293	573
BOS Change	0	0	0	857	857	857	2,571	857
Housing Change	0	0	0	0	0	0	0	0
TOTAL CHANGES	0	0	1,027	1,884	1,884	1,884	6,679	1,884

Alexandria / I-395 A, VA (HSA001)								
Net Change(\$K)	2006	2007	2008	2009	2010	2011	Total	Beyond
Sustain Change	0	0	0	0	0	0	0	0
Recap Change	0	0	0	0	0	0	0	0
BOS Change	0	0	0	0	0	0	0	0
Housing Change	0	0	0	0	0	0	0	0
TOTAL CHANGES	0	0	0	0	0	0	0	0

Colorado Springs CO, CO (HSA054)								
Net Change(\$K)	2006	2007	2008	2009	2010	2011	Total	Beyond
Sustain Change	0	0	0	0	0	0	0	0
Recap Change	0	0	0	0	0	0	0	0
BOS Change	0	0	0	0	0	0	0	0
Housing Change	0	0	0	0	0	0	0	0
TOTAL CHANGES	0	0	0	0	0	0	0	0

Baltimore MD Leased, MD (HSA052)								
Net Change(\$K)	2006	2007	2008	2009	2010	2011	Total	Beyond
Sustain Change	0	0	0	0	0	0	0	0
Recap Change	0	0	0	0	0	0	0	0
BOS Change	0	0	0	0	0	0	0	0
Housing Change	0	0	0	0	0	0	0	0
TOTAL CHANGES	0	0	0	0	0	0	0	0

COBRA SUSTAINMENT/RECAP/BOS/HOUSING CHANGE REPORT (COBRA v6.07) - Page 2
 Data As Of 3/3/2005 10:23:34 AM, Report Created 3/3/2005 10:23:40 AM

Department : Headquarters and Support JCSG
 Scenario File : S:\Geo Cluster subgroup and addressing\McCoy\Scenario Data Call\CIFA-DDS HQ\COBRA (To Quantico w-o COS, DISCO) (7%)\HSA-0131 Consolidate CIFA-DSS @ Quantico (7%) (COS, DISCO Removed) 27 Feb 05.CBR
 Option Pkg Name: HSA-0131 Consolidate CIFA-DSS @ Quantico (7%) (COS, DISCO Removed) 27 Feb 05
 Std Fctrs File : S:\COBRA Workspace\COBRA 6.07 -- 9 Feb 05\BRAC2005.SFF

Long Beach CA, CA (HSA055)								
Net Change(\$K)	2006	2007	2008	2009	2010	2011	Total	Beyond
Sustain Change	0	0	0	0	0	0	0	0
Recap Change	0	0	0	0	0	0	0	0
BOS Change	0	0	0	0	0	0	0	0
Housing Change	0	0	0	0	0	0	0	0
TOTAL CHANGES	0	0	0	0	0	0	0	0

Smyrna GA Leased, GA (HSA053)								
Net Change(\$K)	2006	2007	2008	2009	2010	2011	Total	Beyond
Sustain Change	0	0	0	0	0	0	0	0
Recap Change	0	0	0	0	0	0	0	0
BOS Change	0	0	0	0	0	0	0	0
Housing Change	0	0	0	0	0	0	0	0
TOTAL CHANGES	0	0	0	0	0	0	0	0

Columbus OH, OH (HSA005)								
Net Change(\$K)	2006	2007	2008	2009	2010	2011	Total	Beyond
Sustain Change	0	0	0	0	0	0	0	0
Recap Change	0	0	0	0	0	0	0	0
BOS Change	0	0	0	0	0	0	0	0
Housing Change	0	0	0	0	0	0	0	0
TOTAL CHANGES	0	0	0	0	0	0	0	0

COBRA INPUT DATA REPORT (COBRA v6.07)

Data As Of 3/3/2005 10:23:34 AM, Report Created 3/3/2005 10:23:39 AM

Department : Headquarters and Support JCSG
 Scenario File : S:\Geo Cluster subgroup and addressing\McCoy\Scenario Data Call\CIFA-DDS HQ\COBRA (To Quantico w-o COS, DISCO) (7%)\HSA-0131 Consolidate CIFA-DSS @ Quantico (7%) (COS, DISCO Removed) 27 Feb 05.CBR
 Option Pkg Name: HSA-0131 Consolidate CIFA-DSS @ Quantico (7%) (COS, DISCO Removed) 27 Feb 05
 Std Fctrs File : S:\COBRA Workspace\COBRA 6.07 -- 9 Feb 05\BRAC2005.SFF

INPUT SCREEN ONE - GENERAL SCENARIO INFORMATION

Model Year One : FY 2006
 Model does Time-Phasing of Construction/Shutdown: No

Base Name, ST (Code)	Strategy:
-----	-----
CDR MCB QUANTICO, VA (M00264)	Realignment
Alexandria / I-395 A, VA (HSA001)	Closes in FY 2009
Colorado Springs CO, CO (HSA054)	Closes in FY 2009
Baltimore MD Leased, MD (HSA052)	Closes in FY 2009
Long Beach CA, CA (HSA055)	Closes in FY 2009
Smyrna GA Leased, GA (HSA053)	Closes in FY 2009
Columbus OH, OH (HSA005)	Closes in FY 2009

INPUT SCREEN TWO - DISTANCE TABLE

(Only shows distances where personnel or equipment are moving)

Point A:	Point B:	Distance:
-----	-----	-----
CDR MCB QUANTICO, VA (M00264)	Alexandria / I-395 A, VA (HSA001)	31 mi
CDR MCB QUANTICO, VA (M00264)	Baltimore MD Leased, MD (HSA052)	74 mi
CDR MCB QUANTICO, VA (M00264)	Long Beach CA, CA (HSA055)	2,645 mi
CDR MCB QUANTICO, VA (M00264)	Smyrna GA Leased, GA (HSA053)	612 mi
CDR MCB QUANTICO, VA (M00264)	Columbus OH, OH (HSA005)	437 mi

INPUT SCREEN THREE - MOVEMENT TABLE

Transfers from Alexandria / I-395 A, VA (HSA001) to CDR MCB QUANTICO, VA (M00264)

	2006	2007	2008	2009	2010	2011
	----	----	----	----	----	----
Officer Positions:	0	0	0	0	0	0
Enlisted Positions:	0	0	0	0	0	0
Civilian Positions:	0	0	0	421	0	0
Student Positions:	0	0	0	0	0	0
NonVeh Missn Eqpt(tons):	0	0	0	7	0	0
Suppt Eqpt (tons):	0	0	0	8	0	0
Military Light Vehicles:	0	0	0	0	0	0
Heavy/Special Vehicles:	0	0	0	0	0	0

COBRA INPUT DATA REPORT (COBRA v6.07) - Page 2

Data As Of 3/3/2005 10:23:34 AM, Report Created 3/3/2005 10:23:39 AM

Department : Headquarters and Support JCSG
 Scenario File : S:\Geo Cluster subgroup and addressing\McCoy\Scenario Data Call\CIFA-DDS HQ\COBRA (To Quantico w-o COS, DISCO) (7%)\HSA-0131 Consolidate CIFA-DSS @ Quantico (7%) (COS, DISCO Removed) 27 Feb 05.CBR
 Option Pkg Name: HSA-0131 Consolidate CIFA-DSS @ Quantico (7%) (COS, DISCO Removed) 27 Feb 05
 Std Fctrs File : S:\COBRA Workspace\COBRA 6.07 -- 9 Feb 05\BRAC2005.SFF

INPUT SCREEN THREE - MOVEMENT TABLE

Transfers from Baltimore MD Leased, MD (HSA052) to CDR MCB QUANTICO, VA (M00264)

	2006	2007	2008	2009	2010	2011
	----	----	----	----	----	----
Officer Positions:	0	0	0	0	0	0
Enlisted Positions:	0	0	0	1	0	0
Civilian Positions:	0	0	0	71	0	0
Student Positions:	0	0	0	0	0	0
NonVeh Missn Eqpt(tons):	0	0	0	2	0	0
Suppt Eqpt (tons):	0	0	0	4	0	0
Military Light Vehicles:	0	0	0	0	0	0
Heavy/Special Vehicles:	0	0	0	0	0	0

Transfers from Long Beach CA, CA (HSA055) to CDR MCB QUANTICO, VA (M00264)

	2006	2007	2008	2009	2010	2011
	----	----	----	----	----	----
Officer Positions:	0	0	0	0	0	0
Enlisted Positions:	0	0	0	0	0	0
Civilian Positions:	0	0	0	3	0	0
Student Positions:	0	0	0	0	0	0
NonVeh Missn Eqpt(tons):	0	0	0	2	0	0
Suppt Eqpt (tons):	0	0	0	3	0	0
Military Light Vehicles:	0	0	0	0	0	0
Heavy/Special Vehicles:	0	0	0	0	0	0

Transfers from Smyrna GA Leased, GA (HSA053) to CDR MCB QUANTICO, VA (M00264)

	2006	2007	2008	2009	2010	2011
	----	----	----	----	----	----
Officer Positions:	0	0	0	0	0	0
Enlisted Positions:	0	0	0	0	0	0
Civilian Positions:	0	0	0	5	0	0
Student Positions:	0	0	0	0	0	0
NonVeh Missn Eqpt(tons):	0	0	0	3	0	0
Suppt Eqpt (tons):	0	0	0	3	0	0
Military Light Vehicles:	0	0	0	0	0	0
Heavy/Special Vehicles:	0	0	0	0	0	0

Transfers from Columbus OH, OH (HSA005) to CDR MCB QUANTICO, VA (M00264)

	2006	2007	2008	2009	2010	2011
	----	----	----	----	----	----
Officer Positions:	0	0	0	0	0	0
Enlisted Positions:	0	0	0	0	0	0
Civilian Positions:	0	0	0	9	0	0
Student Positions:	0	0	0	0	0	0
NonVeh Missn Eqpt(tons):	0	0	0	6	0	0
Suppt Eqpt (tons):	0	0	0	9	0	0
Military Light Vehicles:	0	0	0	0	0	0
Heavy/Special Vehicles:	0	0	0	0	0	0

COBRA INPUT DATA REPORT (COBRA v6.07) - Page 3

Data As Of 3/3/2005 10:23:34 AM, Report Created 3/3/2005 10:23:39 AM

Department : Headquarters and Support JCSG
 Scenario File : S:\Geo Cluster subgroup and addressing\McCoy\Scenario Data Call\CIFA-DDS HQ\COBRA (To Quantico w-o COS, DISCO) (7%)\HSA-0131 Consolidate CIFA-DSS @ Quantico (7%) (COS, DISCO Removed) 27 Feb 05.CBR
 Option Pkg Name: HSA-0131 Consolidate CIFA-DSS @ Quantico (7%) (COS, DISCO Removed) 27 Feb 05
 Std Fctrs File : S:\COBRA Workspace\COBRA 6.07 -- 9 Feb 05\BRAC2005.SFF

INPUT SCREEN FOUR - STATIC BASE INFORMATION

Name: CDR MCB QUANTICO, VA (M00264)

Total Officer Employees:	1,550	Base Service (for BOS/Sust):	Marines
Total Enlisted Employees:	3,035	Total Sustainment(\$K/Year):	27,469
Total Student Employees:	2,683	Sustain Payroll (\$K/Year):	11,892
Total Civilian Employees:	2,859	BOS Non-Payroll (\$K/Year):	23,581
Accomp Mil not Receiving BAH:	0.0%	BOS Payroll (\$K/Year):	137,160
Officer Housing Units Avail:	0	Family Housing (\$K/Year):	0
Enlisted Housing Units Avail:	0	Installation PRV(\$K):	1,591,832
Starting Facilities(KSF):	7,979	Svc/Agcy Recap Rate (Years):	86
Officer BAH (\$/Month):	1,542	Homeowner Assistance Program:	No
Enlisted BAH (\$/Month):	1,079		
Civ Locality Pay Factor:	1.146	TRICARE	In-Pat Out-Pat
Area Cost Factor:	0.98		Admits Visits Prescrip
Per Diem Rate (\$/Day):	123	CostFactor	5,771.96 87.60 10.28
Freight Cost (\$/Ton/Mile):	0.19	Actv MTF	0 72,816 104,469
Vehicle Cost (\$/Lift/Mile):	4.84	Actv Purch	523 32,228
Latitude:	38.531000	Retiree	0 19,789 80,671
Longitude:	-77.335800	Retiree65+	0 1,757 38,827

Name: Alexandria / I-395 A, VA (HSA001)

Total Officer Employees:	1	Base Service (for BOS/Sust):	Army
Total Enlisted Employees:	0	Total Sustainment(\$K/Year):	0
Total Student Employees:	0	Sustain Payroll (\$K/Year):	0
Total Civilian Employees:	454	BOS Non-Payroll (\$K/Year):	0
Accomp Mil not Receiving BAH:	0.0%	BOS Payroll (\$K/Year):	0
Officer Housing Units Avail:	0	Family Housing (\$K/Year):	0
Enlisted Housing Units Avail:	0	Installation PRV(\$K):	0
Starting Facilities(KSF):	0	Svc/Agcy Recap Rate (Years):	0
Officer BAH (\$/Month):	2,006	Homeowner Assistance Program:	No
Enlisted BAH (\$/Month):	1,415		
Civ Locality Pay Factor:	1.147	TRICARE	In-Pat Out-Pat
Area Cost Factor:	1.02		Admits Visits Prescrip
Per Diem Rate (\$/Day):	201	CostFactor	0.00 0.00 0.00
Freight Cost (\$/Ton/Mile):	0.33	Actv MTF	0 0 0
Vehicle Cost (\$/Lift/Mile):	4.84	Actv Purch	0 0 0
Latitude:	38.856800	Retiree	0 0 0
Longitude:	-77.056300	Retiree65+	0 0 0

COBRA INPUT DATA REPORT (COBRA v6.07) - Page 4

Data As Of 3/3/2005 10:23:34 AM, Report Created 3/3/2005 10:23:39 AM

Department : Headquarters and Support JCSG
 Scenario File : S:\Geo Cluster subgroup and addressing\McCoy\Scenario Data Call\CIFA-DDS HQ\COBRA (To Quantico w-o COS, DISCO) (7%)\HSA-0131 Consolidate CIFA-DSS @ Quantico (7%) (COS, DISCO Removed) 27 Feb 05.CBR
 Option Pkg Name: HSA-0131 Consolidate CIFA-DSS @ Quantico (7%) (COS, DISCO Removed) 27 Feb 05
 Std Fctrs File : S:\COBRA Workspace\COBRA 6.07 -- 9 Feb 05\BRAC2005.SFF

INPUT SCREEN FOUR - STATIC BASE INFORMATION

Name: Colorado Springs CO, CO (HSA054)

Total Officer Employees:	0	Base Service (for BOS/Sust):	Army
Total Enlisted Employees:	0	Total Sustainment (\$K/Year):	0
Total Student Employees:	0	Sustain Payroll (\$K/Year):	0
Total Civilian Employees:	0	BOS Non-Payroll (\$K/Year):	0
Accomp Mil not Receiving BAH:	0.0%	BOS Payroll (\$K/Year):	0
Officer Housing Units Avail:	0	Family Housing (\$K/Year):	0
Enlisted Housing Units Avail:	0	Installation PRV(\$K):	0
Starting Facilities(KSF):	0	Svc/Agcy Recap Rate (Years):	0
Officer BAH (\$/Month):	1,166	Homeowner Assistance Program:	No
Enlisted BAH (\$/Month):	865		
Civ Locality Pay Factor:	1.110	TRICARE	In-Pat Out-Pat
Area Cost Factor:	1.11		Admits Visits Prescrip
Per Diem Rate (\$/Day):	147	CostFactor	0.00 0.00 0.00
Freight Cost (\$/Ton/Mile):	0.33	Actv MTF	0 0 0
Vehicle Cost (\$/Lift/Mile):	4.84	Actv Purch	0 0 0
Latitude:	38.863200	Retiree	0 0 0
Longitude:	-104.760000	Retiree65+	0 0 0

Name: Baltimore MD Leased, MD (HSA052)

Total Officer Employees:	1	Base Service (for BOS/Sust):	Army
Total Enlisted Employees:	2	Total Sustainment (\$K/Year):	0
Total Student Employees:	0	Sustain Payroll (\$K/Year):	0
Total Civilian Employees:	79	BOS Non-Payroll (\$K/Year):	0
Accomp Mil not Receiving BAH:	0.0%	BOS Payroll (\$K/Year):	0
Officer Housing Units Avail:	0	Family Housing (\$K/Year):	0
Enlisted Housing Units Avail:	0	Installation PRV(\$K):	0
Starting Facilities(KSF):	0	Svc/Agcy Recap Rate (Years):	0
Officer BAH (\$/Month):	1,579	Homeowner Assistance Program:	No
Enlisted BAH (\$/Month):	1,096		
Civ Locality Pay Factor:	1.147	TRICARE	In-Pat Out-Pat
Area Cost Factor:	0.93		Admits Visits Prescrip
Per Diem Rate (\$/Day):	180	CostFactor	0.00 0.00 0.00
Freight Cost (\$/Ton/Mile):	0.33	Actv MTF	0 0 0
Vehicle Cost (\$/Lift/Mile):	4.84	Actv Purch	0 0 0
Latitude:	39.294630	Retiree	0 0 0
Longitude:	-76.625200	Retiree65+	0 0 0

COBRA INPUT DATA REPORT (COBRA v6.07) - Page 5

Data As Of 3/3/2005 10:23:34 AM, Report Created 3/3/2005 10:23:39 AM

Department : Headquarters and Support JCSG
 Scenario File : S:\Geo Cluster subgroup and addressing\McCoy\Scenario Data Call\CIFA-DDS HQ\COBRA (To Quantico w-o COS, DISCO) (7%)\HSA-0131 Consolidate CIFA-DSS @ Quantico (7%) (COS, DISCO Removed) 27 Feb 05.CBR
 Option Pkg Name: HSA-0131 Consolidate CIFA-DSS @ Quantico (7%) (COS, DISCO Removed) 27 Feb 05
 Std Fctrs File : S:\COBRA Workspace\COBRA 6.07 -- 9 Feb 05\BRAC2005.SFF

INPUT SCREEN FOUR - STATIC BASE INFORMATION

Name: Long Beach CA, CA (HSA055)

Total Officer Employees:	0	Base Service (for BOS/Sust):	Army
Total Enlisted Employees:	0	Total Sustainment (\$K/Year):	0
Total Student Employees:	0	Sustain Payroll (\$K/Year):	0
Total Civilian Employees:	4	BOS Non-Payroll (\$K/Year):	0
Accomp Mil not Receiving BAH:	0.0%	BOS Payroll (\$K/Year):	0
Officer Housing Units Avail:	0	Family Housing (\$K/Year):	0
Enlisted Housing Units Avail:	0	Installation PRV(\$K):	0
Starting Facilities(KSF):	0	Svc/Agcy Recap Rate (Years):	0
Officer BAH (\$/Month):	2,373	Homeowner Assistance Program:	No
Enlisted BAH (\$/Month):	1,688		
Civ Locality Pay Factor:	1.242	TRICARE	In-Pat Out-Pat
Area Cost Factor:	1.23		Admits Visits Prescrip
Per Diem Rate (\$/Day):	143	CostFactor	0.00 0.00 0.00
Freight Cost (\$/Ton/Mile):	0.33	Actv MTF	0 0 0
Vehicle Cost (\$/Lift/Mile):	4.84	Actv Purch	0 0 0
Latitude:	37.771540	Retiree	0 0 0
Longitude:	-122.225000	Retiree65+	0 0 0

Name: Smyrna GA Leased, GA (HSA053)

Total Officer Employees:	0	Base Service (for BOS/Sust):	Army
Total Enlisted Employees:	0	Total Sustainment (\$K/Year):	0
Total Student Employees:	0	Sustain Payroll (\$K/Year):	0
Total Civilian Employees:	6	BOS Non-Payroll (\$K/Year):	0
Accomp Mil not Receiving BAH:	0.0%	BOS Payroll (\$K/Year):	0
Officer Housing Units Avail:	0	Family Housing (\$K/Year):	0
Enlisted Housing Units Avail:	0	Installation PRV(\$K):	0
Starting Facilities(KSF):	0	Svc/Agcy Recap Rate (Years):	0
Officer BAH (\$/Month):	1,385	Homeowner Assistance Program:	No
Enlisted BAH (\$/Month):	1,129		
Civ Locality Pay Factor:	1.127	TRICARE	In-Pat Out-Pat
Area Cost Factor:	0.93		Admits Visits Prescrip
Per Diem Rate (\$/Day):	156	CostFactor	0.00 0.00 0.00
Freight Cost (\$/Ton/Mile):	0.33	Actv MTF	0 0 0
Vehicle Cost (\$/Lift/Mile):	4.84	Actv Purch	0 0 0
Latitude:	33.879600	Retiree	0 0 0
Longitude:	-84.502300	Retiree65+	0 0 0

COBRA INPUT DATA REPORT (COBRA v6.07) - Page 6
 Data As Of 3/3/2005 10:23:34 AM, Report Created 3/3/2005 10:23:39 AM

Department : Headquarters and Support JCSG
 Scenario File : S:\Geo Cluster subgroup and addressing\McCoy\Scenario Data Call\CIFA-DDS HQ\COBRA (To Quantico w-o COS, DISCO) (7%)\HSA-0131 Consolidate CIFA-DSS @ Quantico (7%) (COS, DISCO Removed) 27 Feb 05.CBR
 Option Pkg Name: HSA-0131 Consolidate CIFA-DSS @ Quantico (7%) (COS, DISCO Removed) 27 Feb 05
 Std Fctrs File : S:\COBRA Workspace\COBRA 6.07 -- 9 Feb 05\BRAC2005.SFF

INPUT SCREEN FOUR - STATIC BASE INFORMATION

Name: Columbus OH, OH (HSA005)

Total Officer Employees:	0	Base Service (for BOS/Sust):	Army
Total Enlisted Employees:	0	Total Sustainment (\$K/Year):	0
Total Student Employees:	0	Sustain Payroll (\$K/Year):	0
Total Civilian Employees:	10	BOS Non-Payroll (\$K/Year):	0
Accomp Mil not Receiving BAH:	0.0%	BOS Payroll (\$K/Year):	0
Officer Housing Units Avail:	0	Family Housing (\$K/Year):	0
Enlisted Housing Units Avail:	0	Installation PRV(\$K):	0
Starting Facilities(KSF):	0	Svc/Agcy Recap Rate (Years):	0
Officer BAH (\$/Month):	1,056	Homeowner Assistance Program:	No
Enlisted BAH (\$/Month):	707		
Civ Locality Pay Factor:	1.131	TRICARE	In-Pat Out-Pat
Area Cost Factor:	0.98		Admits Visits Prescrip
Per Diem Rate (\$/Day):	138	CostFactor	0.00 0.00 0.00
Freight Cost (\$/Ton/Mile):	0.33	Actv MTF	0 0 0
Vehicle Cost (\$/Lift/Mile):	4.84	Actv Purch	0 0 0
Latitude:	39.963300	Retiree	0 0 0
Longitude:	-83.002300	Retiree65+	0 0 0

INPUT SCREEN FIVE - DYNAMIC BASE INFORMATION

Name: CDR MCB QUANTICO, VA (M00264)

	2006	2007	2008	2009	2010	2011
	----	----	----	----	----	----
1-Time Unique Cost (\$K):	0	0	12,771	0	0	0
1-Time Unique Save (\$K):	0	0	0	0	0	0
1-Time Moving Cost (\$K):	0	0	0	0	0	0
1-Time Moving Save (\$K):	0	0	0	0	0	0
Env Non-MilCon Reqd(\$K):	0	0	205	0	0	0
Activ Mission Cost (\$K):	0	0	0	0	0	0
Activ Mission Save (\$K):	0	0	0	0	0	0
Misn Contract Start(\$K):	0	0	0	0	0	0
Misn Contract Term (\$K):	0	0	0	0	0	0
Supt Contract Term (\$K):	0	0	0	0	0	0
Misc Recurring Cost(\$K):	0	0	0	31	31	31
Misc Recurring Save(\$K):	0	0	0	0	0	0
One-Time IT Costs (\$K):	0	0	110	0	0	0
Construction Schedule(%):	0%	0%	100%	0%	0%	0%
Shutdown Schedule (%) :	0%	0%	0%	100%	0%	0%
Misn Milcon Avoidnc(\$K):	0	0	0	0	0	0
Procurement Avoidnc(\$K):	0	0	0	0	0	0
MTF Closure Action:	None	Fac	ShDn(KSF):	0	FH ShDn:	0.000%

COBRA INPUT DATA REPORT (COBRA v6.07) - Page 7

Data As Of 3/3/2005 10:23:34 AM, Report Created 3/3/2005 10:23:39 AM

Department : Headquarters and Support JCSG
 Scenario File : S:\Geo Cluster subgroup and addressing\McCoy\Scenario Data Call\CIFA-DDS HQ\COBRA (To Quantico w-o COS, DISCO) (7%\HSA-0131 Consolidate CIFA-DSS @ Quantico (7%) (COS, DISCO Removed) 27 Feb 05.CBR
 Option Pkg Name: HSA-0131 Consolidate CIFA-DSS @ Quantico (7%) (COS, DISCO Removed) 27 Feb 05
 Std Fctrs File : S:\COBRA Workspace\COBRA 6.07 -- 9 Feb 05\BRAC2005.SFF

INPUT SCREEN FIVE - DYNAMIC BASE INFORMATION

Name: Alexandria / I-395 A, VA (HSA001)

	2006	2007	2008	2009	2010	2011
1-Time Unique Cost (\$K):	0	0	0	19,785	0	0
1-Time Unique Save (\$K):	0	0	0	8,403	0	0
1-Time Moving Cost (\$K):	0	0	0	0	0	0
1-Time Moving Save (\$K):	0	0	0	50	0	0
Env Non-MilCon Reqd(\$K):	0	0	0	0	0	0
Activ Mission Cost (\$K):	0	0	0	0	0	0
Activ Mission Save (\$K):	0	0	0	0	0	0
Misn Contract Start(\$K):	0	0	0	50	0	0
Misn Contract Term (\$K):	0	0	0	0	0	0
Supt Contract Term (\$K):	0	0	0	0	0	0
Misc Recurring Cost(\$K):	0	0	0	0	0	0
Misc Recurring Save(\$K):	0	0	0	18,664	18,664	18,664
One-Time IT Costs (\$K):	0	0	0	5,000	0	0
Construction Schedule(%):	0%	0%	100%	0%	0%	0%
Shutdown Schedule (%) :	0%	0%	0%	100%	0%	0%
Misn Milcon Avoidnc(\$K):	0	0	0	0	0	0
Procurement Avoidnc(\$K):	0	0	0	200	0	0
MTF Closure Action:	None Fac ShDn(KSF):			0	FH ShDn:	0.000%

Name: Colorado Springs CO, CO (HSA054)

	2006	2007	2008	2009	2010	2011
1-Time Unique Cost (\$K):	0	0	0	0	0	0
1-Time Unique Save (\$K):	0	0	0	0	0	0
1-Time Moving Cost (\$K):	0	0	0	0	0	0
1-Time Moving Save (\$K):	0	0	0	0	0	0
Env Non-MilCon Reqd(\$K):	0	0	0	0	0	0
Activ Mission Cost (\$K):	0	0	0	0	0	0
Activ Mission Save (\$K):	0	0	0	0	0	0
Misn Contract Start(\$K):	0	0	0	0	0	0
Misn Contract Term (\$K):	0	0	0	0	0	0
Supt Contract Term (\$K):	0	0	0	0	0	0
Misc Recurring Cost(\$K):	0	0	0	0	0	0
Misc Recurring Save(\$K):	0	0	0	0	0	0
One-Time IT Costs (\$K):	0	0	0	0	0	0
Construction Schedule(%):	0%	0%	100%	0%	0%	0%
Shutdown Schedule (%) :	0%	0%	0%	100%	0%	0%
Misn Milcon Avoidnc(\$K):	0	0	0	0	0	0
Procurement Avoidnc(\$K):	0	0	0	0	0	0
MTF Closure Action:	None Fac ShDn(KSF):			0	FH ShDn:	0.000%

COBRA INPUT DATA REPORT (COBRA v6.07) - Page 8

Data As Of 3/3/2005 10:23:34 AM, Report Created 3/3/2005 10:23:39 AM

Department : Headquarters and Support JCSG
 Scenario File : S:\Geo Cluster subgroup and addressing\McCoy\Scenario Data Call\CIFA-DDS HQ\COBRA (To Quantico w-o COS, DISCO) (7%)\HSA-0131 Consolidate CIFA-DSS @ Quantico (7%) (COS, DISCO Removed) 27 Feb 05.CBR
 Option Pkg Name: HSA-0131 Consolidate CIFA-DSS @ Quantico (7%) (COS, DISCO Removed) 27 Feb 05
 Std Fctrs File : S:\COBRA Workspace\COBRA 6.07 -- 9 Feb 05\BRAC2005.SFF

INPUT SCREEN FIVE - DYNAMIC BASE INFORMATION

Name: Baltimore MD Leased, MD (HSA052)

	2006	2007	2008	2009	2010	2011
1-Time Unique Cost (\$K):	0	0	815	314	0	0
1-Time Unique Save (\$K):	0	0	0	3,003	0	0
1-Time Moving Cost (\$K):	0	0	0	318	0	0
1-Time Moving Save (\$K):	0	0	0	0	0	0
Env Non-MilCon Reqd(\$K):	0	0	150	0	0	0
Activ Mission Cost (\$K):	0	0	200	200	200	200
Activ Mission Save (\$K):	0	0	0	0	0	0
Misn Contract Start(\$K):	0	0	500	0	0	0
Misn Contract Term (\$K):	0	0	25	0	0	0
Supt Contract Term (\$K):	0	0	0	0	0	0
Misc Recurring Cost(\$K):	0	0	0	0	0	0
Misc Recurring Save(\$K):	0	0	0	3,434	3,434	3,434
One-Time IT Costs (\$K):	0	0	999	0	0	0
Construction Schedule(%):	0%	0%	100%	0%	0%	0%
Shutdown Schedule (%) :	0%	0%	0%	100%	0%	0%
Misn Milcon Avoidnc(\$K):	0	0	0	0	0	0
Procurement Avoidnc(\$K):	0	0	0	0	0	0
MTF Closure Action:	None Fac ShDn(KSF):			0	FH ShDn:	0.000%

Name: Long Beach CA, CA (HSA055)

	2006	2007	2008	2009	2010	2011
1-Time Unique Cost (\$K):	0	0	0	1	0	0
1-Time Unique Save (\$K):	0	0	0	36	0	0
1-Time Moving Cost (\$K):	0	0	0	0	0	0
1-Time Moving Save (\$K):	0	0	0	0	0	0
Env Non-MilCon Reqd(\$K):	0	0	0	0	0	0
Activ Mission Cost (\$K):	0	0	0	0	0	0
Activ Mission Save (\$K):	0	0	0	0	0	0
Misn Contract Start(\$K):	0	0	0	0	0	0
Misn Contract Term (\$K):	0	0	0	0	0	0
Supt Contract Term (\$K):	0	0	0	0	0	0
Misc Recurring Cost(\$K):	0	0	0	0	0	0
Misc Recurring Save(\$K):	0	0	0	242	242	242
One-Time IT Costs (\$K):	0	0	0	0	0	0
Construction Schedule(%):	0%	0%	100%	0%	0%	0%
Shutdown Schedule (%) :	0%	0%	0%	100%	0%	0%
Misn Milcon Avoidnc(\$K):	0	0	0	0	0	0
Procurement Avoidnc(\$K):	0	0	0	0	0	0
MTF Closure Action:	None Fac ShDn(KSF):			0	FH ShDn:	0.000%

COBRA INPUT DATA REPORT (COBRA v6.07) - Page 9

Data As Of 3/3/2005 10:23:34 AM, Report Created 3/3/2005 10:23:39 AM

Department : Headquarters and Support JCSG
 Scenario File : S:\Geo Cluster subgroup and addressing\McCoy\Scenario Data Call\CIFA-DDS HQ\COBRA (To Quantico w-o COS, DISCO) (7%)\HSA-0131 Consolidate CIFA-DSS @ Quantico (7%) (COS, DISCO Removed) 27 Feb 05.CBR
 Option Pkg Name: HSA-0131 Consolidate CIFA-DSS @ Quantico (7%) (COS, DISCO Removed) 27 Feb 05
 Std Fctrs File : S:\COBRA Workspace\COBRA 6.07 -- 9 Feb 05\BRAC2005.SFF

INPUT SCREEN FIVE - DYNAMIC BASE INFORMATION

Name: Smyrna GA Leased, GA (HSA053)	2006	2007	2008	2009	2010	2011
1-Time Unique Cost (\$K):	0	0	0	5	0	0
1-Time Unique Save (\$K):	0	0	0	253	0	0
1-Time Moving Cost (\$K):	0	0	0	0	0	0
1-Time Moving Save (\$K):	0	0	0	0	0	0
Env Non-MilCon Reqd(\$K):	0	0	0	0	0	0
Activ Mission Cost (\$K):	0	0	0	0	0	0
Activ Mission Save (\$K):	0	0	0	0	0	0
Misn Contract Start(\$K):	0	0	0	0	0	0
Misn Contract Term (\$K):	0	0	0	0	0	0
Supt Contract Term (\$K):	0	0	0	0	0	0
Misc Recurring Cost(\$K):	0	0	0	0	0	0
Misc Recurring Save(\$K):	0	0	0	258	258	258
One-Time IT Costs (\$K):	0	0	0	0	0	0
Construction Schedule(%):	0%	0%	100%	0%	0%	0%
Shutdown Schedule (%) :	0%	0%	0%	100%	0%	0%
Misn Milcon Avoidnc(\$K):	0	0	0	0	0	0
Procurement Avoidnc(\$K):	0	0	0	0	0	0
MTF Closure Action:	None Fac ShDn(KSF):			0	FH ShDn:	0.000%

Name: Columbus OH, OH (HSA005)	2006	2007	2008	2009	2010	2011
1-Time Unique Cost (\$K):	0	0	0	0	0	0
1-Time Unique Save (\$K):	0	0	0	20	0	0
1-Time Moving Cost (\$K):	0	0	0	0	0	0
1-Time Moving Save (\$K):	0	0	0	0	0	0
Env Non-MilCon Reqd(\$K):	0	0	0	0	0	0
Activ Mission Cost (\$K):	0	0	0	0	0	0
Activ Mission Save (\$K):	0	0	0	0	0	0
Misn Contract Start(\$K):	0	0	0	0	0	0
Misn Contract Term (\$K):	0	0	0	0	0	0
Supt Contract Term (\$K):	0	0	0	0	0	0
Misc Recurring Cost(\$K):	0	0	0	0	0	0
Misc Recurring Save(\$K):	0	0	0	731	731	731
One-Time IT Costs (\$K):	0	0	0	0	0	0
Construction Schedule(%):	0%	0%	100%	0%	0%	0%
Shutdown Schedule (%) :	0%	0%	0%	100%	0%	0%
Misn Milcon Avoidnc(\$K):	0	0	0	0	0	0
Procurement Avoidnc(\$K):	0	0	0	0	0	0
MTF Closure Action:	None Fac ShDn(KSF):			0	FH ShDn:	0.000%

COBRA INPUT DATA REPORT (COBRA v6.07) - Page 10
 Data As Of 3/3/2005 10:23:34 AM, Report Created 3/3/2005 10:23:39 AM

Department : Headquarters and Support JCSG
 Scenario File : S:\Geo Cluster subgroup and addressing\McCoy\Scenario Data Call\CIFA-DDS HQ\COBRA (To Quantico w-o COS, DISCO) (7%)\HSA-0131 Consolidate CIFA-DSS @ Quantico (7%) (COS, DISCO Removed) 27 Feb 05.CBR
 Option Pkg Name: HSA-0131 Consolidate CIFA-DSS @ Quantico (7%) (COS, DISCO Removed) 27 Feb 05
 Std Fctrs File : S:\COBRA Workspace\COBRA 6.07 -- 9 Feb 05\BRAC2005.SFF

INPUT SCREEN SIX - BASE PERSONNEL INFORMATION

Name: CDR MCB QUANTICO, VA (M00264)

	2006	2007	2008	2009	2010	2011
Off Scenario Change:	0	0	0	0	0	0
Enl Scenario Change:	0	0	0	0	0	0
Civ Scenario Change:	0	0	0	0	0	0
Off Prog nonBRAC Change:	-16	0	0	0	0	0
Enl Prog nonBRAC Change:	21	0	0	0	0	0
Civ Prog nonBRAC Change:	17	0	0	0	0	0
Stu Prog nonBRAC Change:	69	0	0	0	0	0
Prog FH Privatization:	0%	0%	0%	0%	0%	0%

INPUT SCREEN SIX - BASE PERSONNEL INFORMATION

Name: Alexandria / I-395 A, VA (HSA001)

	2006	2007	2008	2009	2010	2011
Off Scenario Change:	0	0	0	-1	0	0
Enl Scenario Change:	0	0	0	0	0	0
Civ Scenario Change:	0	0	0	-33	0	0
Off Prog nonBRAC Change:	0	0	0	0	0	0
Enl Prog nonBRAC Change:	0	0	0	0	0	0
Civ Prog nonBRAC Change:	0	0	0	0	0	0
Stu Prog nonBRAC Change:	0	0	0	0	0	0
Prog FH Privatization:	0%	0%	0%	0%	0%	0%

Name: Baltimore MD Leased, MD (HSA052)

	2006	2007	2008	2009	2010	2011
Off Scenario Change:	0	0	0	-1	0	0
Enl Scenario Change:	0	0	0	-1	0	0
Civ Scenario Change:	0	0	0	-8	0	0
Off Prog nonBRAC Change:	0	0	0	0	0	0
Enl Prog nonBRAC Change:	0	0	0	0	0	0
Civ Prog nonBRAC Change:	0	0	0	0	0	0
Stu Prog nonBRAC Change:	0	0	0	0	0	0
Prog FH Privatization:	0%	0%	0%	0%	0%	0%

Name: Long Beach CA, CA (HSA055)

	2006	2007	2008	2009	2010	2011
Off Scenario Change:	0	0	0	0	0	0
Enl Scenario Change:	0	0	0	0	0	0
Civ Scenario Change:	0	0	0	-1	0	0
Off Prog nonBRAC Change:	0	0	0	0	0	0
Enl Prog nonBRAC Change:	0	0	0	0	0	0
Civ Prog nonBRAC Change:	0	0	0	0	0	0
Stu Prog nonBRAC Change:	0	0	0	0	0	0
Prog FH Privatization:	0%	0%	0%	0%	0%	0%

COBRA INPUT DATA REPORT (COBRA v6.07) - Page 11
 Data As Of 3/3/2005 10:23:34 AM, Report Created 3/3/2005 10:23:39 AM

Department : Headquarters and Support JCSG
 Scenario File : S:\Geo Cluster subgroup and addressing\McCoy\Scenario Data Call\CIFA-DDS HQ\COBRA (To Quantico w-o COS, DISCO) (7%)\HSA-0131 Consolidate CIFA-DSS @ Quantico (7%) (COS, DISCO Removed) 27 Feb 05.CBR
 Option Pkg Name: HSA-0131 Consolidate CIFA-DSS @ Quantico (7%) (COS, DISCO Removed) 27 Feb 05
 Std Fctrs File : S:\COBRA Workspace\COBRA 6.07 -- 9 Feb 05\BRAC2005.SFF

INPUT SCREEN SIX - BASE PERSONNEL INFORMATION

Name: Smyrna GA Leased, GA (HSA053)

	2006	2007	2008	2009	2010	2011
Off Scenario Change:	0	0	0	0	0	0
Enl Scenario Change:	0	0	0	0	0	0
Civ Scenario Change:	0	0	0	-1	0	0
Off Prog nonBRAC Change:	0	0	0	0	0	0
Enl Prog nonBRAC Change:	0	0	0	0	0	0
Civ Prog nonBRAC Change:	0	0	0	0	0	0
Stu Prog nonBRAC Change:	0	0	0	0	0	0
Prog FH Privatization:	0%	0%	0%	0%	0%	0%

Name: Columbus OH, OH (HSA005)

	2006	2007	2008	2009	2010	2011
Off Scenario Change:	0	0	0	0	0	0
Enl Scenario Change:	0	0	0	0	0	0
Civ Scenario Change:	0	0	0	-1	0	0
Off Prog nonBRAC Change:	0	0	0	0	0	0
Enl Prog nonBRAC Change:	0	0	0	0	0	0
Civ Prog nonBRAC Change:	0	0	0	0	0	0
Stu Prog nonBRAC Change:	0	0	0	0	0	0
Prog FH Privatization:	0%	0%	0%	0%	0%	0%

INPUT SCREEN SEVEN - BASE MILITARY CONSTRUCTION INFORMATION

Name: CDR MCB QUANTICO, VA (M00264)

FAC	UM	New MilCon	Rehab MilCon	TotCost(\$K)	FPG Con CF	FPG Sust CF
6100	SF	235,400	0 Default	0	138.78	2.52
6100	SF	31,180	0 Default	0	138.78	2.52
6100	SF	22,725	0 Default	0	138.78	2.52
1498	SF	500	0 Default	0	194.58	3.64
8511	SY	92,400	0 Default	0	22.25	0.54
8521	SY	38,528	0 Default	0	45.83	1.07
7331	SF	3,000	0 Default	0	165.64	6.31
8121	LF	1	0 Default	353	31.84	0.18
8321	LF	1,000	0 Default	0	51.48	0.06
8421	LF	500	0 Default	0	39.03	0.85
8241	LF	500	0 Default	0	75.98	0.11

COBRA INPUT DATA REPORT (COBRA v6.07) - Page 12
 Data As Of 3/3/2005 10:23:34 AM, Report Created 3/3/2005 10:23:39 AM

Department : Headquarters and Support JCSG
 Scenario File : S:\Geo Cluster subgroup and addressing\McCoy\Scenario Data Call\CIFA-DDS HQ\COBRA (To
 Quantico w-o COS, DISCO) (7%)\HSA-0131 Consolidate CIFA-DSS @ Quantico (7%) (COS, DISCO Removed) 27 Feb 05.CBR
 Option Pkg Name: HSA-0131 Consolidate CIFA-DSS @ Quantico (7%) (COS, DISCO Removed) 27 Feb 05
 Std Fctrs File : S:\COBRA Workspace\COBRA 6.07 -- 9 Feb 05\BRAC2005.SFF

STANDARD FACTORS SCREEN ONE - PERSONNEL

SF File Descrip:

Perc Officers Accompanied:	72.00%	Priority Placement Program:	39.97%
Perc Enlisted Accompanied:	55.00%	PPP Actions Involving PCS:	50.70%
Officer Salary(\$/Year):	124,971.93	Civilian PCS Costs (\$):	35,496.00
Enlisted Salary(\$/Year):	82,399.09	Home Sale Reimburse Rate:	10.00%
Civilian Salary(\$/Year):	59,959.18	Max Home Sale Reimburs(\$):	50,000.00
Avg Unemploy Cost(\$/Week):	272.90	Home Purch Reimburse Rate:	5.00%
Unemployment Eligibility(Weeks):	16	Max Home Purch Reimburs(\$):	25,000.00
Civilians Not Willing To Move:	6.00%	Civilian Homeowning Rate:	68.40%
Civilian Turnover Rate:	9.16%	HAP Home Value Reimburse Rate:	13.46%
Civilian Early Retire Rate:	8.10%	HAP Homeowner Receiving Rate:	18.44%
Civilian Regular Retire Rate:	1.67%	RSE Home Value Reimburse Rate:	0.00%
Civilian RIF Pay Factor:	86.32%	RSE Homeowner Receiving Rate:	0.00%
Civ Early Retire Pay Factor:	18.03%		

STANDARD FACTORS SCREEN TWO - FACILITIES

	Army	Navy	Air Force	Marines
Service Sustainment Rate	87.00%	93.00%	92.00%	97.00%
Unit Cost Adjustment (BOS)	10332.00	8879.00	3032.00	3904.00
Program Management Factor:	10.00	MilCon Site Prep Cost (\$/SF):	0.74	
Mothball (Close) (\$/SF):	0.18	MilCon Contingency Plan Rate:	5.00%	
Mothball (Deac/Realn) (\$/SF):	0.45	MilCon Design Rate (Medical):	13.00%	
Rehab vs. MilCon (Default):	47.00%	MilCon Design Rate (Other):	9.00%	
Rehab vs. MilCon (Red):	64.00%	MilCon SIOH Rate:	6.00%	
Rehab vs. MilCon (Amber):	29.00%	Discount Rate for NPV/Payback:	3.15%	

STANDARD FACTORS SCREEN THREE - TRANSPORTATION

Material/Assigned Mil (Lb):	710	Storage-In-Transit (\$/Pers):	373.76
HHG Per Off Accomp (Lb):	15,290.00	POV Reimburse(\$/Mile):	0.20
HHG Per Enl Accomp (Lb):	9,204.00	Air Transport (\$/Pass Mile):	0.20
HHG Per Off Unaccomp (Lb):	13,712.00	IT Connect (\$/Person):	200.00
HHG Per Enl Unaccomp (Lb):	6,960.00	Misc Exp(\$/Direct Employee):	1,000.00
HHG Per Civilian (Lb):	18,000.00	Avg Mil Tour Length (Months):	30.02
Total HHG Cost (\$/100Lb):	8.78	One-Time Off PCS Cost(\$):	10,477.58
Equip Pack & Crate(\$/Ton):	180.67	One-Time Enl PCS Cost(\$):	3,998.52

COBRA INPUT DATA REPORT (COBRA v6.07) - Page 13
Data As Of 3/3/2005 10:23:34 AM, Report Created 3/3/2005 10:23:39 AM

Department : Headquarters and Support JCSG
Scenario File : S:\Geo Cluster subgroup and addressing\McCoy\Scenario Data Call\CIFA-DDS HQ\COBRA (To Quantico w-o COS, DISCO) (7%)\HSA-0131 Consolidate CIFA-DSS @ Quantico (7%) (COS, DISCO Removed) 27 Feb 05.CBR
Option Pkg Name: HSA-0131 Consolidate CIFA-DSS @ Quantico (7%) (COS, DISCO Removed) 27 Feb 05
Std Fctrs File : S:\COBRA Workspace\COBRA 6.07 -- 9 Feb 05\BRAC2005.SFF

FOOTNOTES FOR SCREEN ONE

=====
Candidate Recommendation: Close 1919 South Eads Street, and 1801 South Bell Street, leased installations in Arlington, Virginia; 1340 Braddock Place, a leased installation in Alexandria, Virginia; and 938

Elridge Landing, a leased installation in Linthicum, Maryland. Relocate all components of the Counterintelligence Field Activity and Defense Security Service to Marine Corps Base Quantico, Virginia. Realign 1725 and 1745 Jefferson Davis Highway, and 251 18th Street South, leased installations in Arlington, Virginia; and 6845 and 6856 Deerpath Road, leased installations in Elkridge, Maryland; 1 World Trade Center, a leased installation in Long Beach, California; 2300 Lake Park Drive, a leased installation in Smyrna, Georgia; and 2780 Airport Drive, a leased installation in Columbus, Ohio, by relocating all components of the Counterintelligence Field Activity and Defense Security Service to Marine Corps Base Quantico, Virginia. Disestablish the DoD Counterintelligence Field Activity and the Defense Security Service, and consolidate their components under a new organization, e.g., the DoD Counterintelligence and Security Agency.

Justification: This recommendation collapses the DoD Counterintelligence Field Activity (CIFA) and Defense Security Service (DSS) and consolidates most of their activities into a new agency at Marine Corps Base Quantico, Virginia. It meets several important Department of Defense objectives with regard to future use of leased space, consolidation of Headquarters operations at single locations, enhanced security for DoD Activities, and consolidates National Capital Region intelligence community activities. It also enables the Intelligence Reform and Terrorism Act of 2004 and the Remodeling Defense Intelligence initiative. Additionally, this recommendation results in a significant improvement in military value due to the shift from leased space to a location on a military installation. The military value of CIFA leased space based on its current portfolio of locations is 317 out of 324 entities evaluated by the MAH military value model. DSS military value of its portfolio is 320 out of 324. Marine Corps Base Quantico ranks 61 out of 324.

Implementation will reduce the Department's reliance on leased space, which has historically higher overall costs than government-owned space and generally does not meet Anti-terrorism Force Protection standards as prescribed in UFC 04-010-01. The benefit of enhanced Force Protection afforded by a location within a military installation fence-line will provide immediate compliance with Force Protection Standards. CIFA and DSS current leased locations are not compliant with current Force Protection Standards. The recommendation eliminates 407,141 Gross Square Feet (GSF) of leased administrative space. This action provides a consolidation of these CIFA and DSS activities, and reduces the number of locations from 10 to one.

FOOTNOTES FOR SCREEN TWO

=====
Distances to and from HSA-0131 were found using the Defense Table of Distance:
<https://dtod.sddc.army.mil/default.aspx>.

FOOTNOTES FOR SCREEN THREE

=====
From Alexandria / I-395 Area To CDR MCB QUANTICO. Civilian Positions. 421. Source: CIFA-DSS Aggregated Data Table All Inclusive (7%) (COS, DISCO Removed, 26 Feb 05).xls
From Alexandria / I-395 Area To CDR MCB QUANTICO. Non-Veh Mission Equip (Tons). DSS Headquarters. Provided without explanation. Source: HSA-0072 CIFA-DSS Consolidate HQ @ Meade 9 Nov 04 to DSS - COMPLETE.xls.
From Alexandria / I-395 Area To CDR MCB QUANTICO. Support Equipment (Tons). DSS Headquarters. Provided without explanation. Source: HSA-0072 CIFA-DSS Consolidate HQ @ Meade 9 Nov 04 to DSS - COMPLETE.xls.
From Baltimore MD Leased To CDR MCB QUANTICO. Enlisted Positions. 1 Source: CIFA-DSS Aggregated Data Table All Inclusive (7%) (COS, DISCO Removed, 26 Feb 05).xls
From Baltimore MD Leased To CDR MCB QUANTICO. Civilian Positions. 71 Source: CIFA-DSS Aggregated Data Table All Inclusive (7%) (COS, DISCO Removed, 26 Feb 05).xls
From Baltimore MD Leased To CDR MCB QUANTICO. Non-Veh Mission Equip (Tons). DSS Academy. Provided without explanation. Source: HSA-0072 CIFA-DSS Consolidate HQ @ Meade 9 Nov 04 to DSS - COMPLETE.xls.

COBRA INPUT DATA REPORT (COBRA v6.07) - Page 14
Data As Of 3/3/2005 10:23:34 AM, Report Created 3/3/2005 10:23:39 AM

Department : Headquarters and Support JCSG
Scenario File : S:\Geo Cluster subgroup and addressing\McCoy\Scenario Data Call\CIFA-DDS HQ\COBRA (To Quantico w-o COS, DISCO) (7%)\HSA-0131 Consolidate CIFA-DSS @ Quantico (7%) (COS, DISCO Removed) 27 Feb 05.CBR
Option Pkg Name: HSA-0131 Consolidate CIFA-DSS @ Quantico (7%) (COS, DISCO Removed) 27 Feb 05
Std Fctrs File : S:\COBRA Workspace\COBRA 6.07 -- 9 Feb 05\BRAC2005.SFF

From Baltimore MD Leased To CDR MCB QUANTICO. Support Equipment (Tons). DSS Academy.
Provided without explanation. Source: HSA-0072 CIFA-DSS Consolidate HQ @ Meade 9 Nov 04 to DSS - COMPLETE.xls.

From Long Beach CA To CDR MCB QUANTICO. Civilian Positions. 3 Source: CIFA-DSS Aggregated Data Table All Inclusive (7%) (COS, DISCO Removed, 26 Feb 05).xls

From Long Beach CA To CDR MCB QUANTICO. Non-Veh Mission Equip (Tons). DSS Western Region.
Provided without explanation. Source: HSA-0072 CIFA-DSS Consolidate HQ @ Meade 9 Nov 04 to DSS - COMPLETE.xls.

From Long Beach CA To CDR MCB QUANTICO. Support Equipment (Tons). DSS Western Region.

Provided without explanation. Source: HSA-0072 CIFA-DSS Consolidate HQ @ Meade 9 Nov 04 to DSS - COMPLETE.xls.

From Smyrna GA Leased To CDR MCB QUANTICO. Civilian Positions. 5 Source: CIFA-DSS Aggregated Data Table All Inclusive (7%) (COS, DISCO Removed, 26 Feb 05).xls

From Smyrna GA Leased To CDR MCB QUANTICO. Non-Veh Mission Equip (Tons). DSS Southern Region. Provided without explanation. Source: HSA-0072 CIFA-DSS Consolidate HQ @ Meade 9 Nov 04 to DSS - COMPLETE.xls.

From Smyrna GA Leased To CDR MCB QUANTICO. Support Equipment (Tons). DSS Southern Region.

Provided without explanation. Source: HSA-0072 CIFA-DSS Consolidate HQ @ Meade 9 Nov 04 to DSS - COMPLETE.xls.

From Columbus OH To CDR MCB QUANTICO. Civilian Positions. 9 Source: CIFA-DSS Aggregated Data Table All Inclusive (7%) (COS, DISCO Removed, 26 Feb 05).xls

From Columbus OH To CDR MCB QUANTICO. Non-Veh Mission Equip (Tons). DSS Northern Region.

Provided without explanation. Source: HSA-0072 CIFA-DSS Consolidate HQ @ Meade 9 Nov 04 to DSS - COMPLETE.xls.

From Columbus OH To CDR MCB QUANTICO. Support Equipment (Tons). DSS Northern Region. Provided without explanation. Source: HSA-0072 CIFA-DSS Consolidate HQ @ Meade 9 Nov 04 to DSS - COMPLETE.xls.

FOOTNOTES FOR SCREEN FOUR

=====

Static Data for HSA-0131 were found using the following locations: Officer and Enlisted BAH:
<https://secureapp2.hqda.pentagon.mil/perdiem/bah.html> Locality Pay Factor:
<http://www.opm.gov/oca/04tables/indexGS.asp> Area Cost Factor: DOD Facilities Pricing Guide available at http://www.acq.osd.mil/ie/irm/ProgramAnalysis_Budget/ToolAndMetrics/FPG/FPG.htm Per Diem Rates:
<https://secureapp2.hqda.pentagon.mil/perdiem/perdiemrates.html> Freight and Vehicle Costs: Assumed to be Army Standard of \$0.329 and \$4.84 respectively Latitude and Longitude:
<http://www.census.gov/cgi-bin/gazetteer>.

FOOTNOTES FOR SCREEN FIVE

=====

CDR MCB QUANTICO. One-Time Unique Costs (\$K) - 2008. Total: \$12,771. Source: HSA-0131 CIFA-DSS Consolidate HQ @ Quantico SDC to Navy (COMPLETE) 18 Feb 05.xls. \$550: "Wiring, Install Phones \$400X1375." DON entered the below values/comments on SDC Screen 7; they did not calculate. These values are more appropriately entered in Screen 5. \$5447: "The value from SAD (AT/FP Building Elements) was not entered into this cell because this cell has an error in it. Respondent's rationale: 8% of Primary Facilities." \$3697: "The value from SAD (Supporting Facilities Costs) was not entered into this cell because this cell has an error in it." \$1362: "The value from SAD (Special Construction Features) was not entered into this cell because this cell has an error in it. Respondent's rationale: Georgian Arch 2% of Primary." \$1442: "The value from SAD (Site Improvement/ATFP at Gate) was not entered into this cell because this cell has an error in it. Respondent's rationale: Required due to increased traffic West of I-95." \$273: "The value from SAD (ATFP Site Improvements at Primary Facility) was not entered into this cell because this cell has an error in it." Total of Screen 7 entries: \$12221; total DON Screen 5 entries: \$550. Combined total: \$12771.

CDR MCB QUANTICO. Env Non-Milcon Required (\$K) - 2008. Total: 204.6. Source: HSA-0131 CIFA-DSS Consolidate HQ @ Quantico SDC to Navy (COMPLETE) 18 Feb 05.xls. "\$175 needed for Environmental Assessment. Needed to satisfy NEPA." "\$29.6, Application and Administrative Cost for Air Permitting Requirements. Needed to increase current permit limits."

COBRA INPUT DATA REPORT (COBRA v6.07) - Page 15
Data As Of 3/3/2005 10:23:34 AM, Report Created 3/3/2005 10:23:39 AM

Department : Headquarters and Support JCSG
Scenario File : S:\Geo Cluster subgroup and addressing\McCoy\Scenario Data Call\CIFA-DDS HQ\COBRA (To Quantico w-o COS, DISCO) (7%)\HSA-0131 Consolidate CIFA-DSS @ Quantico (7%) (COS, DISCO Removed) 27 Feb 05.CBR
Option Pkg Name: HSA-0131 Consolidate CIFA-DSS @ Quantico (7%) (COS, DISCO Removed) 27 Feb 05
Std Fctrs File : S:\COBRA Workspace\COBRA 6.07 -- 9 Feb 05\BRAC2005.SFF

CDR MCB QUANTICO. Misc. Recurring Costs (\$K) - 2009. Total: \$30.9. Source: HSA-0131 CIFA-DSS Consolidate HQ @ Quantico SDC to Navy (COMPLETE) 18 Feb 05.xls. "\$3.4, Annual Clean Air Act

emission fees. Required due to increases in current fees. \$27.5, Telephone Line Charges; 1375 X \$20."

CDR MCB QUANTICO. Misc. Recurring Costs (\$K) - 2010. Total: \$30.9. Source: HSA-0131 CIFA-DSS

Consolidate HQ @ Quantico SDC to Navy (COMPLETE) 18 Feb 05.xls. "\$3.4, Annual Clean Air Act emission fees. Required due to increases in current fees. \$27.5, Telephone Line Charges; 1375 X \$20."

CDR MCB QUANTICO. Misc. Recurring Costs (\$K) - 2011. Total: \$30.9. Source: HSA-0131 CIFA-DSS

Consolidate HQ @ Quantico SDC to Navy (COMPLETE) 18 Feb 05.xls. "\$3.4, Annual Clean Air Act emission fees. Required due to increases in current fees. \$27.5, Telephone Line Charges; 1375 X \$20."

CDR MCB QUANTICO. One-Time IT costs (\$K) - 2008. Total: \$110. Source: HSA-0131 CIFA-DSS

Consolidate HQ @ Quantico SDC to Navy (COMPLETE) 18 Feb 05.xls. "\$100, OSP to building; network/telephone wire. \$10, Comm Room; Switches and routers 10k per building."

Alexandria / I-395 Area. One-Time Unique Costs (\$K) - 2009. Total: \$19,785. Source: CIFA-DSS

Aggregated Data Table All Inclusive (7%) (COS, DISCO Removed, 26 Feb 05).xls. \$177,888.00 leased space restoration cost: all CIFA locations in Arlington, VA, and DSS HQ in Alexandria, VA. Source: BRAC Information Requirements Ft Meade and WPAFB.doc. Source: BRAC Scenario Lease Information.doc.

Source: HSA-0072 CIFA-DSS Consolidate HQ @ Meade CIFA MV Data Call (COMPLETE) (25 Jan 05) .xls.

\$2,600. "This will include costs associated with build out facilities to SCIF standards, safeguarding and securing (additional guard service) the site until occupied, TSCM surveys, etc.). Removal and reuse of security systems hardware is impractical, costly and technology will have changed making the purchase of new equipment the better option to meet requirements of new location." \$15M. Minimum lease termination.

Contract expires 31 Oct 13. Termination requires 12 month prior notice; therefore termination costs could change dependent upon determination of move date and amount of time allowable for notification."

Alexandria / I-395 Area. One-Time Unique Savings (\$K) - 2009. Total: \$8,403. Source: CIFA-DSS

Aggregated Data Table All Inclusive (7%) (COS, DISCO Removed, 26 Feb 05).xls. \$8,402,897.40 AT/FP cost avoidance, all CIFA locations in Arlington, VA, and DSS HQ in Alexandria, VA.

Alexandria / I-395 Area. One-Time Moving Savings (\$K) - 2009: Total: \$50. Source: HSA-0072 CIFA-DSS

Consolidate HQ @ Meade 9 Nov 04 to CIFA - COMPLETE.xls. Source: BRAC Information Requirements Ft Meade and WPAFB.doc. "This will include the costs associated with moving the required # of classified containers with classified material and/or obtaining sufficient containers for classified information that is currently open storage and would need to be transported in locked containers and stored until SCIF's are accredited as needed." NOTE: This entry does not included CIFA's entry for, "...PCS costs for civilian/military (334 @ 100K each)," because PCS costs are factored in elsewhere in COBRA.

Alexandria / I-395 Area. Mission Contract Start Costs (\$K) - 2009. Total: \$50. Source: HSA-0072 CIFA-DSS

Consolidate HQ @ Meade 9 Nov 04 to CIFA - COMPLETE.xls. Source: BRAC Information Requirements Ft Meade and WPAFB.doc. "Costs associated with renegotiating contracts with company based on move to different site(s) as well the costs of escort services during SCIF construction and build out at new site. Shredder and alarm maintenance."

Alexandria / I-395 Area. Misc. Recurring Savings (\$K) - 2009. Total: \$18,664. Source: CIFA-DSS

Aggregated Data Table All Inclusive (7%) (COS, DISCO Removed, 26 Feb 05).xls. \$11,056: Recurring lease cost savings, and \$7,608: Recurring contractor cost savings -- all CIFA locations in Arlington, VA, and DSS HQ in Alexandria, VA.

Alexandria / I-395 Area. Misc. Recurring Savings (\$K) - 2010. Total: \$18,664. Source: CIFA-DSS

Aggregated Data Table All Inclusive (7%) (COS, DISCO Removed, 26 Feb 05).xls. \$11,056: Recurring lease cost savings, and \$7,608: Recurring contractor cost savings -- all CIFA locations in Arlington, VA, and DSS HQ in Alexandria, VA.

Alexandria / I-395 Area. Misc. Recurring Savings (\$K) - 2011. Total: \$18,664. Source: CIFA-DSS

Aggregated Data Table All Inclusive (7%) (COS, DISCO Removed, 26 Feb 05).xls. \$11,056: Recurring lease cost savings, and \$7,608: Recurring contractor cost savings -- all CIFA locations in Arlington, VA, and DSS HQ in Alexandria, VA.

Alexandria / I-395 Area. One-Time IT costs (\$K) - 2009. Total: \$5,000. Source: HSA-0072 CIFA-DSS

Consolidate HQ @ Meade 9 Nov 04 to CIFA - COMPLETE.xls. "Costs based on current on-going server consolidation project with the assumption that once moved, CIFA infrastructure needs will grow to current levels."

Alexandria / I-395 Area. Procurement Avoidances (\$K) - 2009. Total: \$200. Source: HSA-0072 CIFA-DSS

Consolidate HQ @ Meade 9 Nov 04 to CIFA - COMPLETE.xls. Source: BRAC Information Requirements Ft Meade and WPAFB.doc. "Reduction costs associated with CIFA control of entire building. Current contract

COBRA INPUT DATA REPORT (COBRA v6.07) - Page 16
Data As Of 3/3/2005 10:23:34 AM, Report Created 3/3/2005 10:23:39 AM

Department : Headquarters and Support JCSG
Scenario File : S:\Geo Cluster subgroup and addressing\McCoy\Scenario Data Call\CIFA-DDS HQ\COBRA (To Quantico w-o COS, DISCO) (7%)\HSA-0131 Consolidate CIFA-DSS @ Quantico (7%) (COS, DISCO Removed) 27 Feb 05.CBR
Option Pkg Name: HSA-0131 Consolidate CIFA-DSS @ Quantico (7%) (COS, DISCO Removed) 27 Feb 05
Std Fctrs File : S:\COBRA Workspace\COBRA 6.07 -- 9 Feb 05\BRAC2005.SFF

costs for access control for two major entrances to CS-5 (Shops floor and Lobby Level). New facility with single entrance would reduce costs."

Baltimore MD Leased. One-Time Unique Costs (\$K) - 2008. Total: \$815K. Sources: HSA-0072 CIFA-DSS Consolidate HQ @ Meade 9 Nov 04 to CIFA - COMPLETE.xls. BRAC Information Requirements Ft Meade and WPAFB.doc. BRAC Information Requirements - JCITA3.doc. \$300K - CIFA: This will include costs associated with moving required number of classified containers with classified material and/or obtaining sufficient containers for classified information that is currently open storage and would need to be transported in locked containers and stored until SCIF's are accredited as needed. \$515K - JCITA. This will include costs associated with build out facilities to SCIF standards, safeguarding and securing (additional guard service) the site until occupied, TSCM surveys, etc.). Removal and reuse of security systems hardware is impractical, costly and technology will have changed making the purchase of new equipment the better option to meet requirements of new location.

Baltimore MD Leased. One-Time Unique Costs (\$K) - 2009. Total: \$314K. Source: CIFA-DSS Aggregated Data Table All Inclusive (7%) (COS, DISCO Removed, 26 Feb 05).xls. \$64K for Space Restoration Cost: CIFA JCITA and DCIDC; and DSS Academy. Source: BRAC Information Requirements - JCITA3.doc. \$250K - CIFA. "This will include costs associated with build out facilities to SCIF standards, safeguarding and securing (additional guard service) the site until occupied, TSCM surveys, etc.). Removal and reuse of security systems hardware is impractical, costly and technology will have changed making the purchase of new equipment the better option to meet requirements of new location."

Baltimore MD Leased. One-Time Unique Savings (\$K) - 2009. Total: \$3,003K. Source: CIFA-DSS Aggregated Data Table All Inclusive (7%) (COS, DISCO Removed, 26 Feb 05).xls. \$3,003,109.76. AT/FP Cost Avoidance, 2009: CIFA JCITA and DCIDC; and DSS Academy.

Baltimore MD Leased. One-Time Moving Costs (\$K) - 2009. Total: \$318. Source: HSA-0072 CIFA-DSS Consolidate HQ @ Meade 9 Nov 04 to CIFA - COMPLETE.xls. Source: BRAC Information Requirements - JCITA3.doc. \$318K - JCITA. "This will include costs associated with moving required number of classified containers with classified material and/or obtaining sufficient containers for classified information that is currently open storage and would need to be transported in locked containers and stored until SCIF's are accredited as needed." NOTE: This does not include a CIFA entry of \$32,000 for, "...PCS costs for civilian/military personnel (32 @ \$100K per person)," which are calculated elsewhere in COBRA. \$300K - JCITA. This will include costs associated with moving required number of classified containers with classified material and/or obtaining sufficient containers for classified information that is currently open storage and would need to be transported in locked containers and stored until SCIF's are accredited as needed.

Baltimore MD Leased. Env Non-Milcon Required (\$K) - 2008. Total: \$150. Source: HSA-0072 CIFA-DSS Consolidate HQ @ Meade 9 Nov 04 to CIFA - COMPLETE.xls. Source: BRAC Information Requirements - JCITA. Entered without explanation.

Baltimore MD Leased. Activity Mission Costs (\$K) - 2008. Total: \$200. Source: HSA-0072 CIFA-DSS Consolidate HQ @ Meade 9 Nov 04 to CIFA - COMPLETE.xls. Source: BRAC Information Requirements - JCITA3.doc. \$200K - JCITA. Entered without explanation.

Baltimore MD Leased. Activity Mission Costs (\$K) - 2009. Total: \$200. Source: HSA-0072 CIFA-DSS Consolidate HQ @ Meade 9 Nov 04 to CIFA - COMPLETE.xls. Source: BRAC Information Requirements - JCITA3.doc. \$200K - JCITA. Entered without explanation.

Baltimore MD Leased. Activity Mission Costs (\$K) - 2010. Total: \$200. Source: HSA-0072 CIFA-DSS Consolidate HQ @ Meade 9 Nov 04 to CIFA - COMPLETE.xls. Source: BRAC Information Requirements - JCITA3.doc. \$200K - JCITA. Entered without explanation.

Baltimore MD Leased. Activity Mission Costs (\$K) - 2011. Total: \$200. Source: HSA-0072 CIFA-DSS Consolidate HQ @ Meade 9 Nov 04 to CIFA - COMPLETE.xls. Source: BRAC Information Requirements - JCITA3.doc. \$200K - JCITA. Entered without explanation.

Baltimore MD Leased. Mission Contract Start Costs (\$K) - 2008. Total: \$500. Source: HSA-0072 CIFA-DSS Consolidate HQ @ Meade 9 Nov 04 to CIFA - COMPLETE.xls. Source: BRAC Information Requirements - JCITA3.doc. \$500K - JCITA. "Costs associated with renegotiating contracts with company based on move to different site(s) as well the costs of escort services during SCIF construction and build out at new site. Shredder and alarm maintenance."

Baltimore MD Leased. Mission Contract Term Costs (\$K) - 2008. Total: \$25. Source: HSA-0072 CIFA-DSS Consolidate HQ @ Meade 9 Nov 04 to CIFA - COMPLETE.xls. Source: BRAC Information Requirements - JCITA3.doc \$25K - JCITA unexplained.

COBRA INPUT DATA REPORT (COBRA v6.07) - Page 17
Data As Of 3/3/2005 10:23:34 AM, Report Created 3/3/2005 10:23:39 AM

Department : Headquarters and Support JCSG
Scenario File : S:\Geo Cluster subgroup and addressing\McCoy\Scenario Data Call\CIFA-DDS HQ\COBRA (To Quantico w-o COS, DISCO) (7%)\HSA-0131 Consolidate CIFA-DSS @ Quantico (7%) (COS, DISCO Removed) 27 Feb 05.CBR
Option Pkg Name: HSA-0131 Consolidate CIFA-DSS @ Quantico (7%) (COS, DISCO Removed) 27 Feb 05
Std Fctrs File : S:\COBRA Workspace\COBRA 6.07 -- 9 Feb 05\BRAC2005.SFF

Consolidate HQ @ Meade 9 Nov 04 to CIFA - COMPLETE.xls. Source: BRAC Information Requirements - JCITA3.doc. \$999K - JCITA. Provided without explanation.
Long Beach CA. One-Time Unique Costs (\$K) - 2009. Total: \$1. Source: CIFA-DSS Aggregated Data Table All Inclusive (7%) (COS, DISCO Removed, 26 Feb 05).xls. \$772.50. Leased Space Restoration Cost, DSS Western Region, Long Beach, CA.
Long Beach CA. One-Time Unique Savings (\$K) - 2009. Total: \$36. Source: CIFA-DSS Aggregated Data Table All Inclusive (7%) (COS, DISCO Removed, 26 Feb 05).xls. \$36,410.50, AT/FP Cost Avoidance, DSS Western Region, Long Beach, CA.
Long Beach CA. Misc. Recurring Savings (\$K) - 2009. Total: \$242. Source: CIFA-DSS Aggregated Data Table All Inclusive (7%) (COS, DISCO Removed, 26 Feb 05).xls. \$167K - Recurring Lease Cost Savings, and \$75K - Recurring contractor cost savings, DSS Western Region, Long Beach, CA.
Long Beach CA. Misc. Recurring Savings (\$K) - 2010. Total: \$242. Source: CIFA-DSS Aggregated Data Table All Inclusive (7%) (COS, DISCO Removed, 26 Feb 05).xls. \$167K - Recurring Lease Cost Savings, and \$75K - Recurring contractor cost savings, DSS Western Region, Long Beach, CA.
Long Beach CA. Misc. Recurring Savings (\$K) - 2011. Total: \$242. Source: CIFA-DSS Aggregated Data Table All Inclusive (7%) (COS, DISCO Removed, 26 Feb 05).xls. \$167K - Recurring Lease Cost Savings, and \$75K - Recurring contractor cost savings, DSS Western Region, Long Beach, CA.
Smyrna GA Leased. One-Time Unique Costs (\$K) - 2009. Total: \$5. Source: CIFA-DSS Aggregated Data Table All Inclusive (7%) (COS, DISCO Removed, 26 Feb 05).xls. \$5,359.50, Space Restoration Cost, DSS Southern Region, Smyrna, GA.
Smyrna GA Leased. One-Time Unique Savings (\$K) - 2009. Total: \$253. Source: CIFA-DSS Aggregated Data Table All Inclusive (7%) (COS, DISCO Removed, 26 Feb 05).xls. \$252,611.10, AT/FP Cost Avoidance, DSS Southern Region, Smyrna, GA.
Smyrna GA Leased. Misc. Recurring Savings (\$K) - 2009. Total: \$258. Source: CIFA-DSS Aggregated Data Table All Inclusive (7%) (COS, DISCO Removed, 26 Feb 05).xls. \$183K - Recurring Lease Cost Savings \$75K - Recurring contractor cost savings, DSS Southern Region, Smyrna, GA.
Smyrna GA Leased. Misc. Recurring Savings (\$K) - 2010. Total: \$258. Source: CIFA-DSS Aggregated Data Table All Inclusive (7%) (COS, DISCO Removed, 26 Feb 05).xls. \$183K - Recurring Lease Cost Savings \$75K - Recurring contractor cost savings, DSS Southern Region, Smyrna, GA.
Smyrna GA Leased. Misc. Recurring Savings (\$K) - 2011. Total: \$258. Source: CIFA-DSS Aggregated Data Table All Inclusive (7%) (COS, DISCO Removed, 26 Feb 05).xls. \$183K - Recurring Lease Cost Savings \$75K - Recurring contractor cost savings, DSS Southern Region, Smyrna, GA.
Columbus OH. One-Time Unique Costs (\$K) - 2009. Total: \$0. Source: CIFA-DSS Aggregated Data Table All Inclusive (7%) (COS, DISCO Removed, 26 Feb 05).xls. \$422.25, Leased Space Restoration DSS Northern Region, Columbus, OH, not included because under 1K.
Columbus OH. One-Time Unique Savings (\$K) - 2009. Total: \$20. Source: CIFA-DSS Aggregated Data Table All Inclusive (7%) (COS, DISCO Removed, 26 Feb 05).xls. \$19,902.05, AT/FP Cost Avoidance: DSS Northern Region, Columbus, OH.
Columbus OH. Misc. Recurring Savings (\$K) - 2009. Total: \$731. Source: CIFA-DSS Aggregated Data Table All Inclusive (7%) (COS, DISCO Removed, 26 Feb 05).xls. \$731K - Recurring Lease Cost Savings. DSS Northern Region, Columbus, OH.
Columbus OH. Misc. Recurring Savings (\$K) - 2010. Total: \$731. Source: CIFA-DSS Aggregated Data Table All Inclusive (7%) (COS, DISCO Removed, 26 Feb 05).xls. \$731K - Recurring Lease Cost Savings. DSS Northern Region, Columbus, OH.
Columbus OH. Misc. Recurring Savings (\$K) - 2011. Total: \$731. Source: CIFA-DSS Aggregated Data Table All Inclusive (7%) (COS, DISCO Removed, 26 Feb 05).xls. \$731K - Recurring Lease Cost Savings. DSS Northern Region, Columbus, OH.

COBRA INPUT DATA REPORT (COBRA v6.07) - Page 18
Data As Of 3/3/2005 10:23:34 AM, Report Created 3/3/2005 10:23:39 AM

Department : Headquarters and Support JCSG
Scenario File : S:\Geo Cluster subgroup and addressing\McCoy\Scenario Data Call\CIFA-DDS HQ\COBRA (To
Quantico w-o COS, DISCO) (7%)\HSA-0131 Consolidate CIFA-DSS @ Quantico (7%) (COS, DISCO Removed) 27 Feb 05.CBR
Option Pkg Name: HSA-0131 Consolidate CIFA-DSS @ Quantico (7%) (COS, DISCO Removed) 27 Feb 05
Std Fctrs File : S:\COBRA Workspace\COBRA 6.07 -- 9 Feb 05\BRAC2005.SFF

FOOTNOTES FOR SCREEN SIX

=====

Alexandria / I-395 Area. Officer Positions. -1. Source: CIFA-DSS Aggregated Data Table All Inclusive (7%)
(COS, DISCO Removed, 26 Feb 05).xls
Alexandria / I-395 Area. Civilian Positions. -33. Source: CIFA-DSS Aggregated Data Table All Inclusive (7%)
(COS, DISCO Removed, 26 Feb 05).xls
Baltimore MD Leased. Officer Positions. -1. Source: CIFA-DSS Aggregated Data Table All Inclusive (7%)
(COS, DISCO Removed, 26 Feb 05).xls
Baltimore MD Leased. Enlisted Positions. -1. Source: CIFA-DSS Aggregated Data Table All Inclusive (7%)
(COS, DISCO Removed, 26 Feb 05).xls
Baltimore MD Leased. Civilian Positions. -8. Source: CIFA-DSS Aggregated Data Table All Inclusive (7%)
(COS, DISCO Removed, 26 Feb 05).xls
Long Beach CA. Civilian Position. -1. Source: CIFA-DSS Aggregated Data Table All Inclusive (7%) (COS,
DISCO Removed, 26 Feb 05).xls
Smyrna GA Leased. Civilian Positions. -1. Source: CIFA-DSS Aggregated Data Table All Inclusive (7%)
(COS, DISCO Removed, 26 Feb 05).xls
Columbus OH. Civilian Positions. -1. Source: CIFA-DSS Aggregated Data Table All Inclusive (7%) (COS,
DISCO Removed, 26 Feb 05).xls

FOOTNOTES FOR SCREEN SEVEN

=====

CDR MCB QUANTICO.
General Administrative Building, 6100. 235400.
Source: HSA-0131 CIFA-DSS Consolidate HQ @ Quantico SDC to Navy (COMPLETE) 18 Feb 05.xls.
NOTE: Initial DON entry of 275,200 trimmed to 235,400 to adjust for exclusion of DSS DISCO @ Columbus;
removed because DSS DISCO is included in HSA-0099, 26 Feb 05.
CDR MCB QUANTICO.
General Administrative Building. 31180.
Source: HSA-0131 CIFA-DSS Consolidate HQ @ Quantico SDC to Navy (COMPLETE) 18 Feb 05.xls.
CDR MCB QUANTICO.
General Administrative Building. 22725.
Source: HSA-0131 CIFA-DSS Consolidate HQ @ Quantico SDC to Navy (COMPLETE) 18 Feb 05.xls.
NOTE: Initial DON entry of 23,525 trimmed to 22,725 to adjust for exclusion of DSS DISCO @ Columbus;
removed because DSS DISCO is included in HSA-0099, 26 Feb 05.
CDR MCB QUANTICO.
Security Support Facility. 500.
Source: HSA-0131 CIFA-DSS Consolidate HQ @ Quantico SDC to Navy (COMPLETE) 18 Feb 05.xls.
CDR MCB QUANTICO.
Road, Surfaced. 92400.
Source: HSA-0131 CIFA-DSS Consolidate HQ @ Quantico SDC to Navy (COMPLETE) 18 Feb 05.xls.
CDR MCB QUANTICO.
Vehicle Parking, Surfaced. 38528.
Source: HSA-0131 CIFA-DSS Consolidate HQ @ Quantico SDC to Navy (COMPLETE) 18 Feb 05.xls.
CDR MCB QUANTICO.
Exchange Eating Facility. 3000.
Source: HSA-0131 CIFA-DSS Consolidate HQ @ Quantico SDC to Navy (COMPLETE) 18 Feb 05.xls.
CDR MCB QUANTICO.
Electrical Power Distribution Line. 1. Cost: \$533K.
Source: HSA-0131 CIFA-DSS Consolidate HQ @ Quantico SDC to Navy (COMPLETE) 18 Feb 05.xls.
CDR MCB QUANTICO.
Sewer and Industrial Waste Line. 1000
Source: HSA-0131 CIFA-DSS Consolidate HQ @ Quantico SDC to Navy (COMPLETE) 18 Feb 05.xls.
CDR MCB QUANTICO.
Water Distribution Line, Potable. 500.
Source: HSA-0131 CIFA-DSS Consolidate HQ @ Quantico SDC to Navy (COMPLETE) 18 Feb 05.xls.
CDR MCB QUANTICO.
Heat Gas Distribution Line. 500.

COBRA INPUT DATA REPORT (COBRA v6.07) - Page 19

Data As Of 3/3/2005 10:23:34 AM, Report Created 3/3/2005 10:23:39 AM

Department : Headquarters and Support JCSG
Scenario File : S:\Geo Cluster subgroup and addressing\McCoy\Scenario Data Call\CIFA-DDS HQ\COBRA (To
Quantico w-o COS, DISCO) (7%)\HSA-0131 Consolidate CIFA-DSS @ Quantico (7%) (COS, DISCO Removed) 27 Feb 05.CBR
Option Pkg Name: HSA-0131 Consolidate CIFA-DSS @ Quantico (7%) (COS, DISCO Removed) 27 Feb 05
Std Fctrs File : S:\COBRA Workspace\COBRA 6.07 -- 9 Feb 05\BRAC2005.SFF

Source: HSA-0131 CIFA-DSS Consolidate HQ @ Quantico SDC to Navy (COMPLETE) 18 Feb 05.xls.

COBRA ECONOMIC IMPACT REPORT (COBRA v6.07)

Data As Of 3/3/2005 10:23:34 AM, Report Created 3/3/2005 10:23:39 AM

Department : Headquarters and Support JCSG
 Scenario File : S:\Geo Cluster subgroup and addressing\McCoy\Scenario Data Call\CIFA-DDS HQ\COBRA (To Quantico w-o COS, DISCO) (7%)\HSA-0131 Consolidate CIFA-DSS @ Quantico (7%) (COS, DISCO Removed) 27 Feb 05.CBR
 Option Pkg Name: HSA-0131 Consolidate CIFA-DSS @ Quantico (7%) (COS, DISCO Removed) 27 Feb 05
 Std Fctrs File : S:\COBRA Workspace\COBRA 6.07 -- 9 Feb 05\BRAC2005.SFF

CDR MCB QUANTICO, VA (M00264)

	2006	2007	2008	2009	2010	2011	Total
Jobs Gained-Mil	0	0	0	1	0	0	1
Jobs Lost-Mil	0	0	0	0	0	0	0
NET CHANGE-Mil	0	0	0	1	0	0	1
Jobs Gained-Civ	0	0	0	509	0	0	509
Jobs Lost-Civ	0	0	0	0	0	0	0
NET CHANGE-Civ	0	0	0	509	0	0	509
Jobs Gained-Stu	0	0	0	0	0	0	0
Jobs Lost-Stu	0	0	0	0	0	0	0
NET CHANGE-Stu	0	0	0	0	0	0	0

Alexandria / I-395 A, VA (HSA001)

	2006	2007	2008	2009	2010	2011	Total
Jobs Gained-Mil	0	0	0	0	0	0	0
Jobs Lost-Mil	0	0	0	1	0	0	1
NET CHANGE-Mil	0	0	0	-1	0	0	-1
Jobs Gained-Civ	0	0	0	0	0	0	0
Jobs Lost-Civ	0	0	0	454	0	0	454
NET CHANGE-Civ	0	0	0	-454	0	0	-454
Jobs Gained-Stu	0	0	0	0	0	0	0
Jobs Lost-Stu	0	0	0	0	0	0	0
NET CHANGE-Stu	0	0	0	0	0	0	0

Colorado Springs CO, CO (HSA054)

	2006	2007	2008	2009	2010	2011	Total
Jobs Gained-Mil	0	0	0	0	0	0	0
Jobs Lost-Mil	0	0	0	0	0	0	0
NET CHANGE-Mil	0	0	0	0	0	0	0
Jobs Gained-Civ	0	0	0	0	0	0	0
Jobs Lost-Civ	0	0	0	0	0	0	0
NET CHANGE-Civ	0	0	0	0	0	0	0
Jobs Gained-Stu	0	0	0	0	0	0	0
Jobs Lost-Stu	0	0	0	0	0	0	0
NET CHANGE-Stu	0	0	0	0	0	0	0

Baltimore MD Leased, MD (HSA052)

	2006	2007	2008	2009	2010	2011	Total
Jobs Gained-Mil	0	0	0	0	0	0	0
Jobs Lost-Mil	0	0	0	3	0	0	3
NET CHANGE-Mil	0	0	0	-3	0	0	-3
Jobs Gained-Civ	0	0	0	0	0	0	0
Jobs Lost-Civ	0	0	0	79	0	0	79
NET CHANGE-Civ	0	0	0	-79	0	0	-79
Jobs Gained-Stu	0	0	0	0	0	0	0
Jobs Lost-Stu	0	0	0	0	0	0	0
NET CHANGE-Stu	0	0	0	0	0	0	0

COBRA SUSTAINMENT/RECAP/BOS/HOUSING CHANGE REPORT (COBRA v6.07) - Page 2
 Data As Of 3/3/2005 10:23:34 AM, Report Created 3/3/2005 10:23:39 AM

Department : Headquarters and Support JCSG
 Scenario File : S:\Geo Cluster subgroup and addressing\McCoy\Scenario Data Call\CIFA-DDS HQ\COBRA (To
 Quantico w-o COS, DISCO) (7%)\HSA-0131 Consolidate CIFA-DSS @ Quantico (7%) (COS, DISCO Removed) 27 Feb 05.CBR
 Option Pkg Name: HSA-0131 Consolidate CIFA-DSS @ Quantico (7%) (COS, DISCO Removed) 27 Feb 05
 Std Fctrs File : S:\COBRA Workspace\COBRA 6.07 -- 9 Feb 05\BRAC2005.SFF

Long Beach CA, CA (HSA055)

	2006	2007	2008	2009	2010	2011	Total
Jobs Gained-Mil	0	0	0	0	0	0	0
Jobs Lost-Mil	0	0	0	0	0	0	0
NET CHANGE-Mil	0	0	0	0	0	0	0
Jobs Gained-Civ	0	0	0	0	0	0	0
Jobs Lost-Civ	0	0	0	4	0	0	4
NET CHANGE-Civ	0	0	0	-4	0	0	-4
Jobs Gained-Stu	0	0	0	0	0	0	0
Jobs Lost-Stu	0	0	0	0	0	0	0
NET CHANGE-Stu	0	0	0	0	0	0	0

Smyrna GA Leased, GA (HSA053)

	2006	2007	2008	2009	2010	2011	Total
Jobs Gained-Mil	0	0	0	0	0	0	0
Jobs Lost-Mil	0	0	0	0	0	0	0
NET CHANGE-Mil	0	0	0	0	0	0	0
Jobs Gained-Civ	0	0	0	0	0	0	0
Jobs Lost-Civ	0	0	0	6	0	0	6
NET CHANGE-Civ	0	0	0	-6	0	0	-6
Jobs Gained-Stu	0	0	0	0	0	0	0
Jobs Lost-Stu	0	0	0	0	0	0	0
NET CHANGE-Stu	0	0	0	0	0	0	0

Columbus OH, OH (HSA005)

	2006	2007	2008	2009	2010	2011	Total
Jobs Gained-Mil	0	0	0	0	0	0	0
Jobs Lost-Mil	0	0	0	0	0	0	0
NET CHANGE-Mil	0	0	0	0	0	0	0
Jobs Gained-Civ	0	0	0	0	0	0	0
Jobs Lost-Civ	0	0	0	10	0	0	10
NET CHANGE-Civ	0	0	0	-10	0	0	-10
Jobs Gained-Stu	0	0	0	0	0	0	0
Jobs Lost-Stu	0	0	0	0	0	0	0
NET CHANGE-Stu	0	0	0	0	0	0	0

Economic Impact Report

This report depicts the economic impact of the following Scenarios:

HSA-0131a: Consolidate CIFA and DSS at MCB Quantico

The data in this report is rolled up by Action

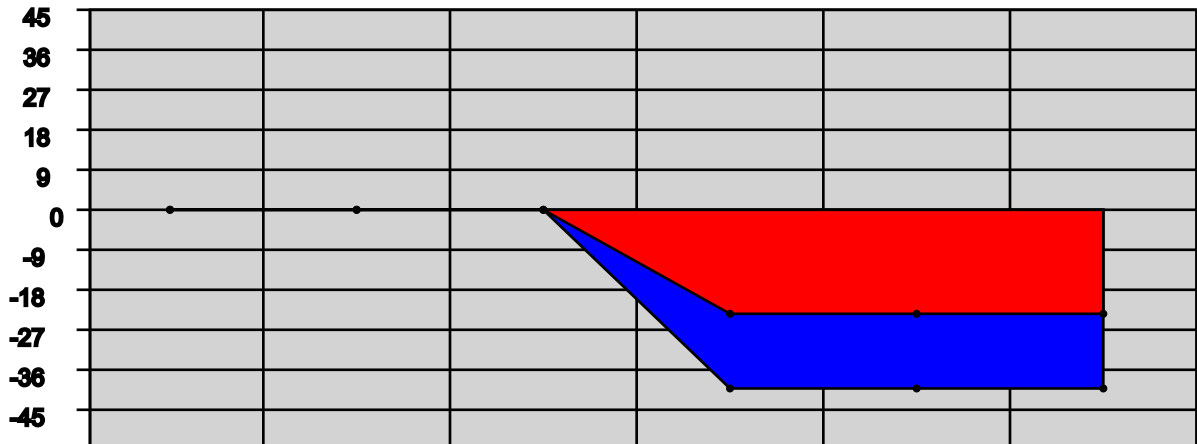
ECONOMIC IMPACT DATA

Scenario: Consolidate CIFA and DSS at MCB Quantico
Economic Region of Influence(ROI): Washington-Arlington-Alexandria, DC-VA-MD-WV Metropolitan Division
Base: 1801 South Bell St - Arlington - VA
Action: Losing leased location #1 CIFA

Overall Economic Impact of Proposed BRAC-05 Action:

ROI Population (2002):	3,895,337
ROI Employment (2002):	2,771,791
Authorized Manpower (2005):	12
Authorized Manpower(2005) / ROI Employment(2002):	0%
Total Estimated Job Change:	-43
Total Estimated Job Change / ROI Employment(2002):	-0%

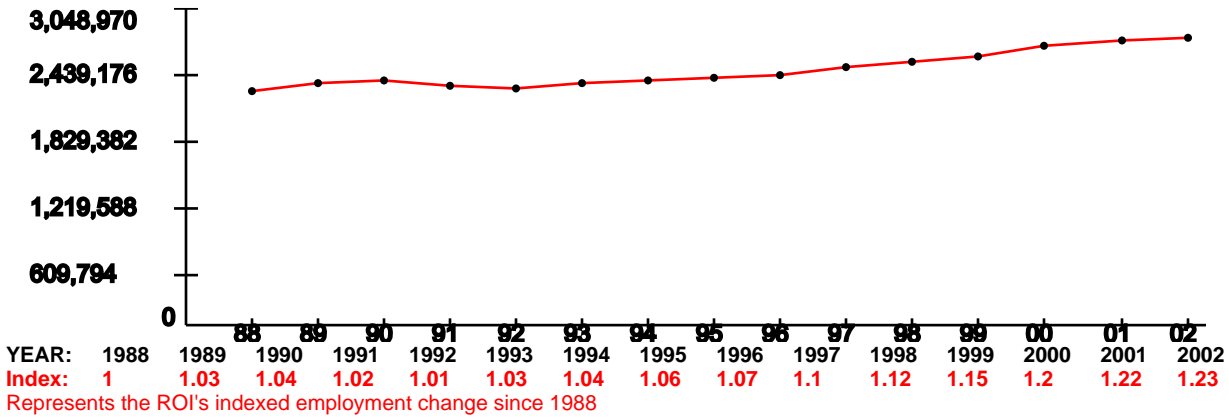
Cumulative Job Change (Gain/Loss) Over Time:



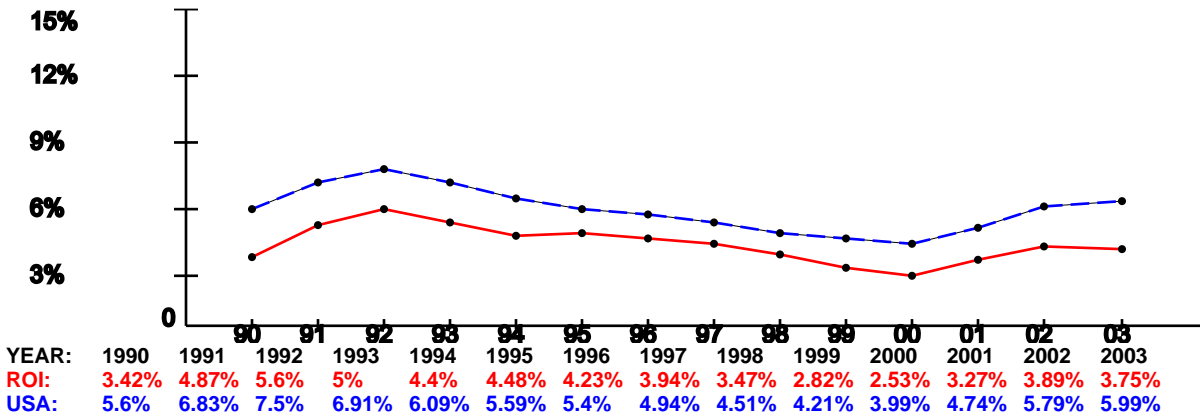
YEAR:	2006	2007	2008	2009	2010	2011
Direct Military:	0	0	0	0	0	0
Direct Civllian:	0	0	0	-12	0	0
Direct Student:	0	0	0	0	0	0
Direct Contractor:	0	0	0	-13	0	0
Cumulative Direct:	0	0	0	-25	-25	-25
Cum Indir/Induc:	0	0	0	-18	-18	-18
Cumulative Total:	0	0	0	-43	-43	-43

Washington-Arlington-Alexandria, DC-VA-MD-WV Metropolitan Division Trend Data

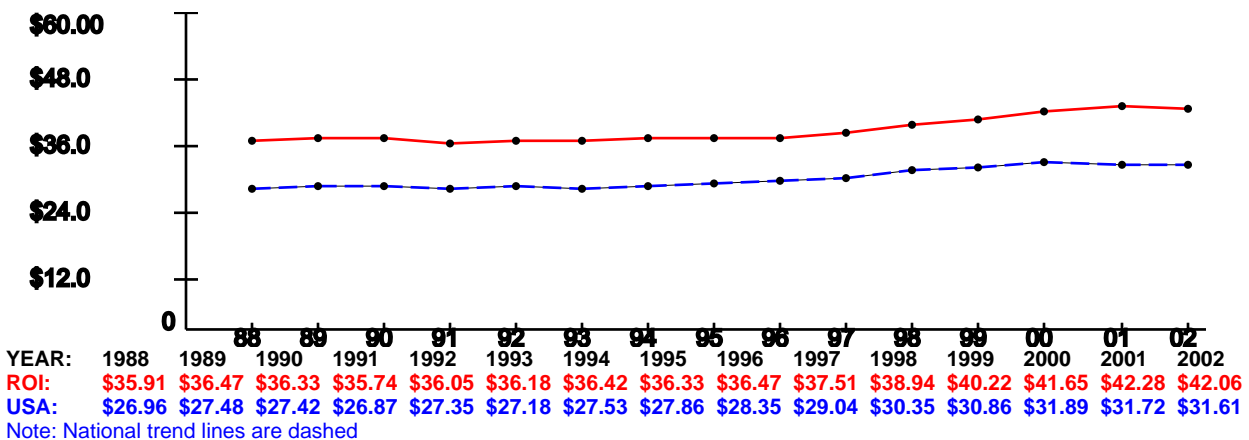
Employment Trend (1988-2002)



Unemployment Percentage Trend (1990-2003)



Per Capita Income x \$1,000 (1988-2002)



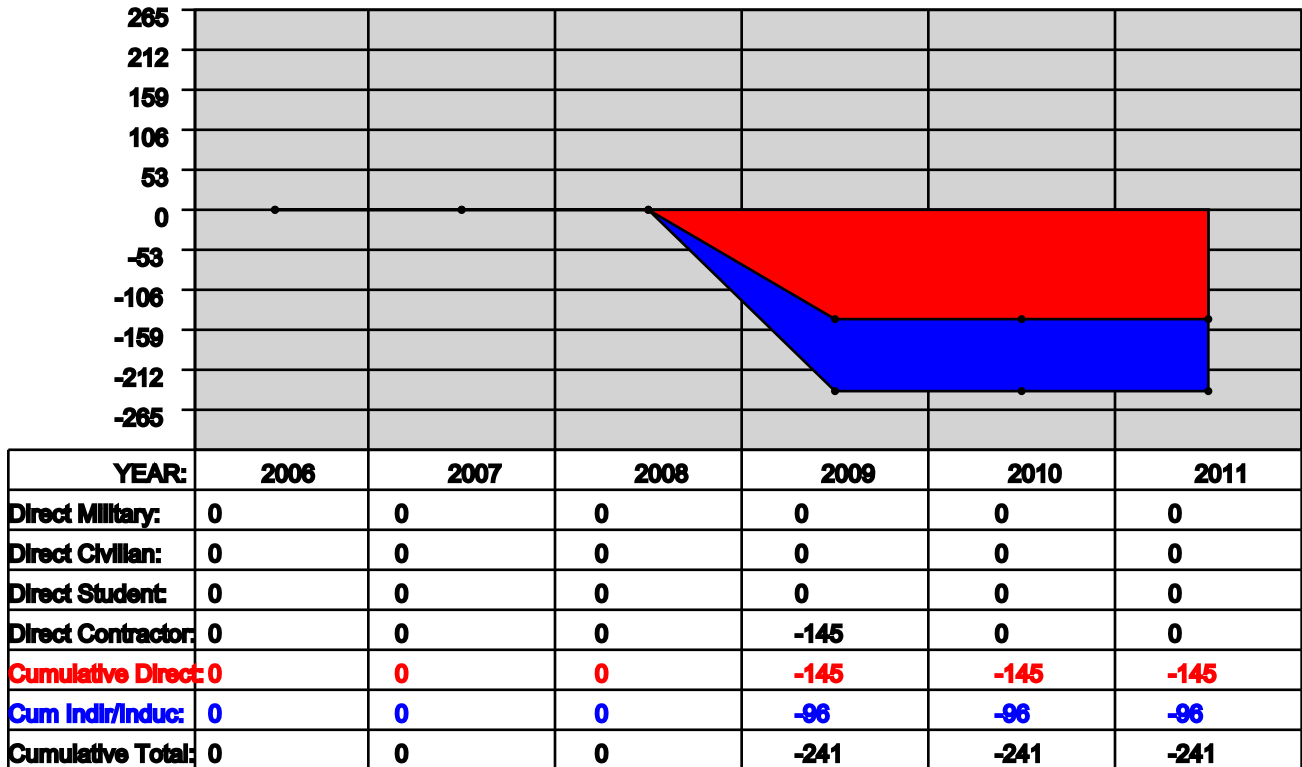
ECONOMIC IMPACT DATA

Scenario: Consolidate CIFA and DSS at MCB Quantico
Economic Region of Influence(ROI): Washington-Arlington-Alexandria, DC-VA-MD-WV Metropolitan Division
Base: 1919 South Eads Street--CIFA
Action: Losing Leased Location #2 CIFA

Overall Economic Impact of Proposed BRAC-05 Action:

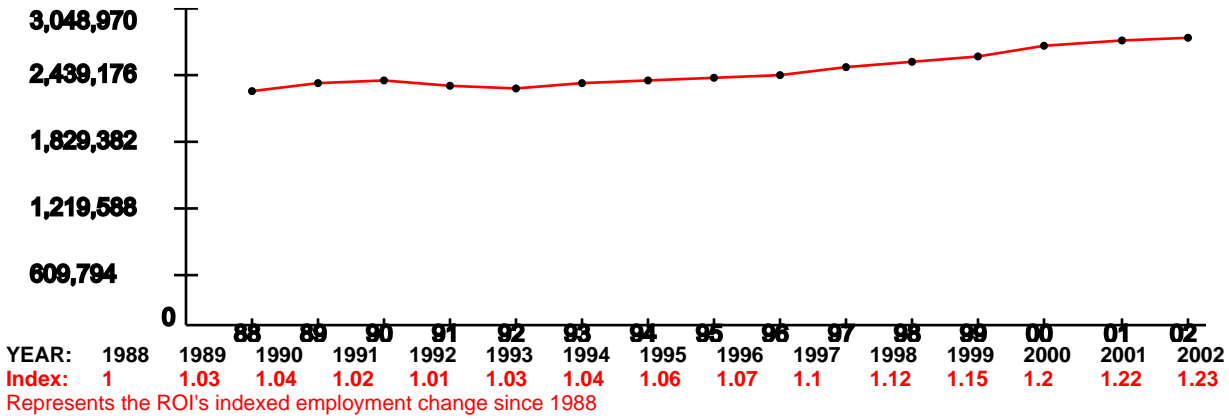
ROI Population (2002):	3,895,337
ROI Employment (2002):	2,771,791
Authorized Manpower (2005):	0
Authorized Manpower(2005) / ROI Employment(2002):	0%
Total Estimated Job Change:	-241
Total Estimated Job Change / ROI Employment(2002):	-0.01%

Cumulative Job Change (Gain/Loss) Over Time:

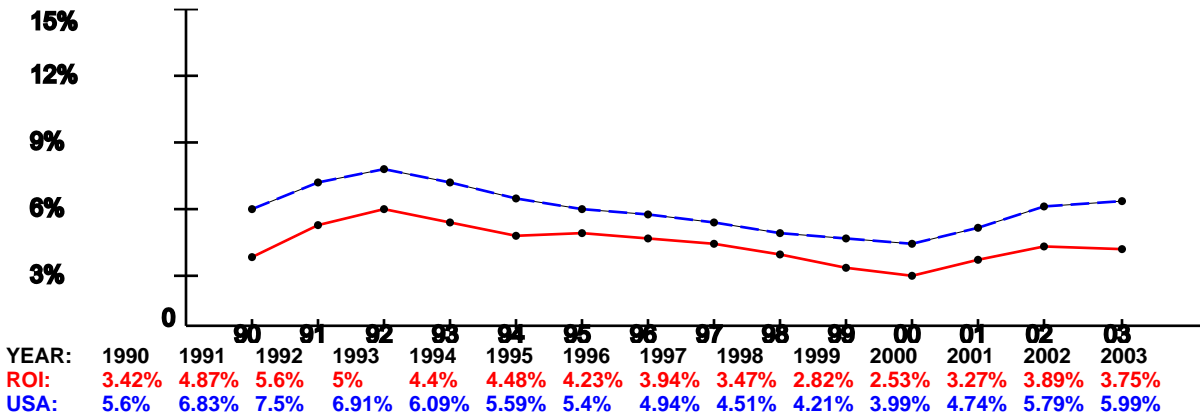


Washington-Arlington-Alexandria, DC-VA-MD-WV Metropolitan Division Trend Data

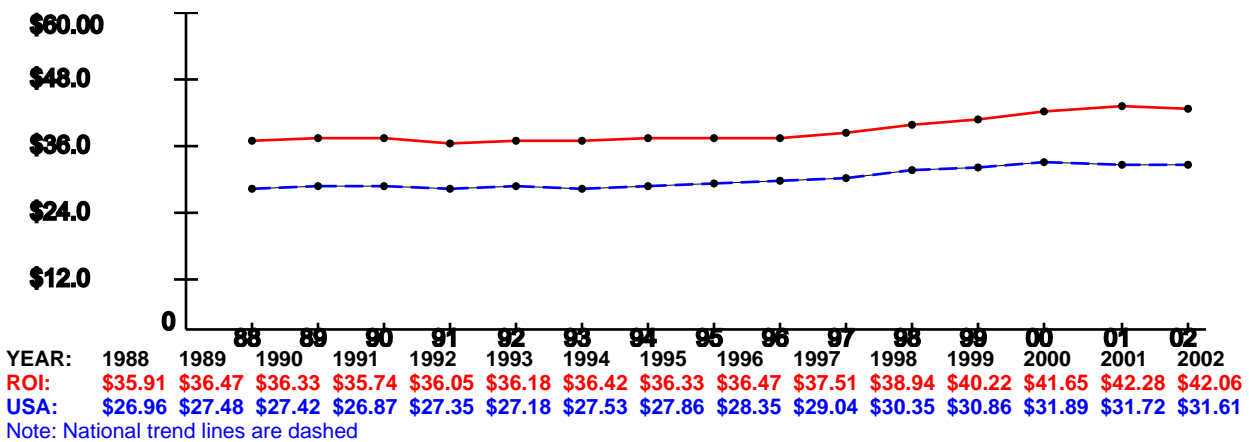
Employment Trend (1988-2002)



Unemployment Percentage Trend (1990-2003)



Per Capita Income x \$1,000 (1988-2002)



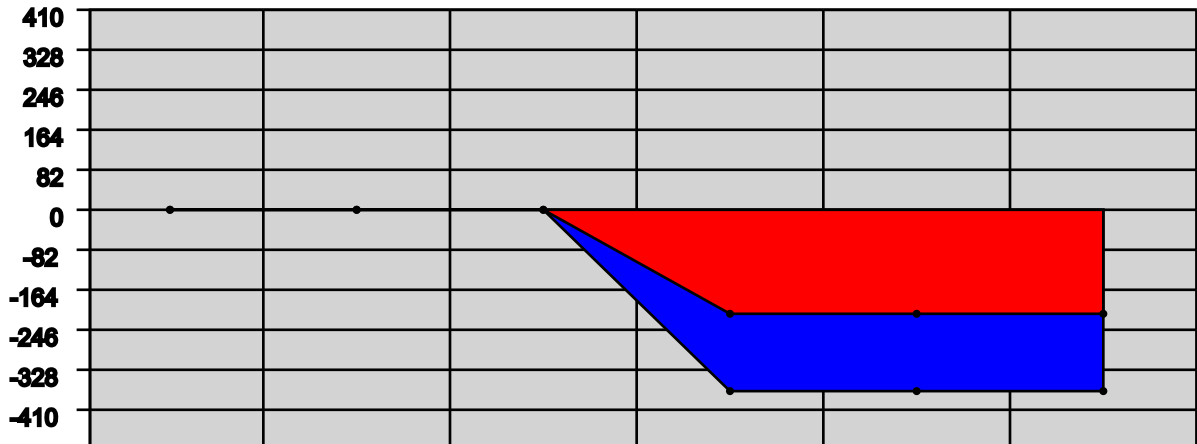
ECONOMIC IMPACT DATA

Scenario: Consolidate CIFA and DSS at MCB Quantico
Economic Region of Influence(ROI): Washington-Arlington-Alexandria, DC-VA-MD-WV Metropolitan Division
Base: DSS - Alexandria (HQ)
Action: Losing leased Location #1 / Braddock Place - DSS

Overall Economic Impact of Proposed BRAC-05 Action:

ROI Population (2002):	3,895,337
ROI Employment (2002):	2,771,791
Authorized Manpower (2005):	207
Authorized Manpower(2005) / ROI Employment(2002):	0.01%
Total Estimated Job Change:	-374
Total Estimated Job Change / ROI Employment(2002):	-0.01%

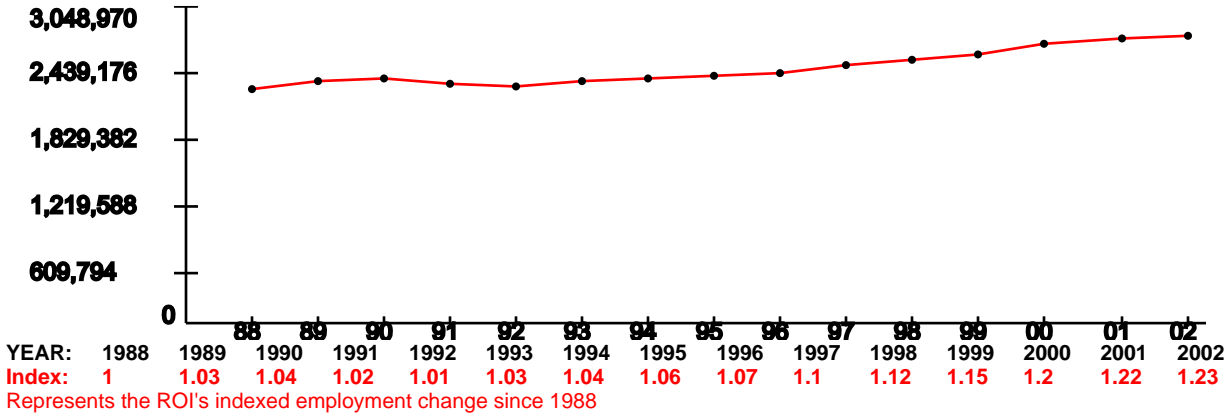
Cumulative Job Change (Gain/Loss) Over Time:



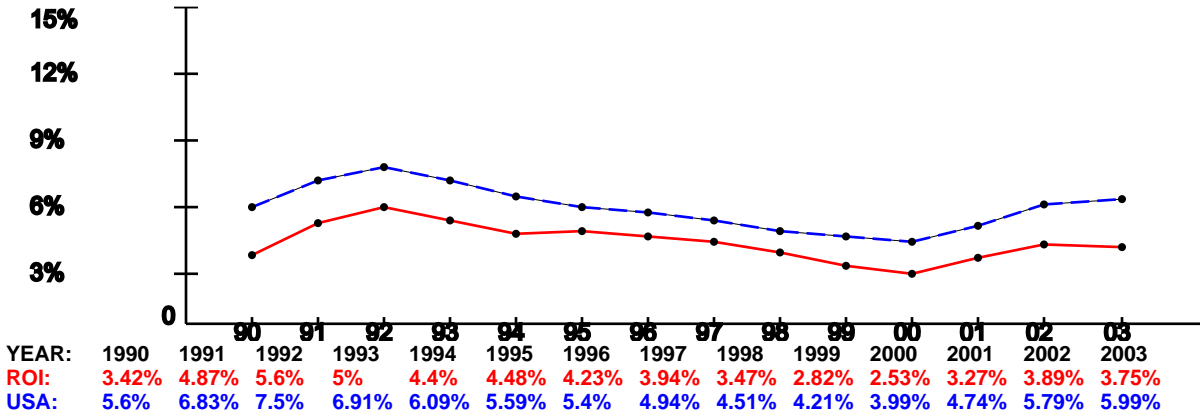
YEAR:	2006	2007	2008	2009	2010	2011
Direct Military:	0	0	0	0	0	0
Direct Civllian:	0	0	0	-161	0	0
Direct Student:	0	0	0	0	0	0
Direct Contractor:	0	0	0	-55	0	0
Cumulative Direct:	0	0	0	-216	-216	-216
Cum Indlr/Induc:	0	0	0	-158	-158	-158
Cumulative Total:	0	0	0	-374	-374	-374

Washington-Arlington-Alexandria, DC-VA-MD-WV Metropolitan Division Trend Data

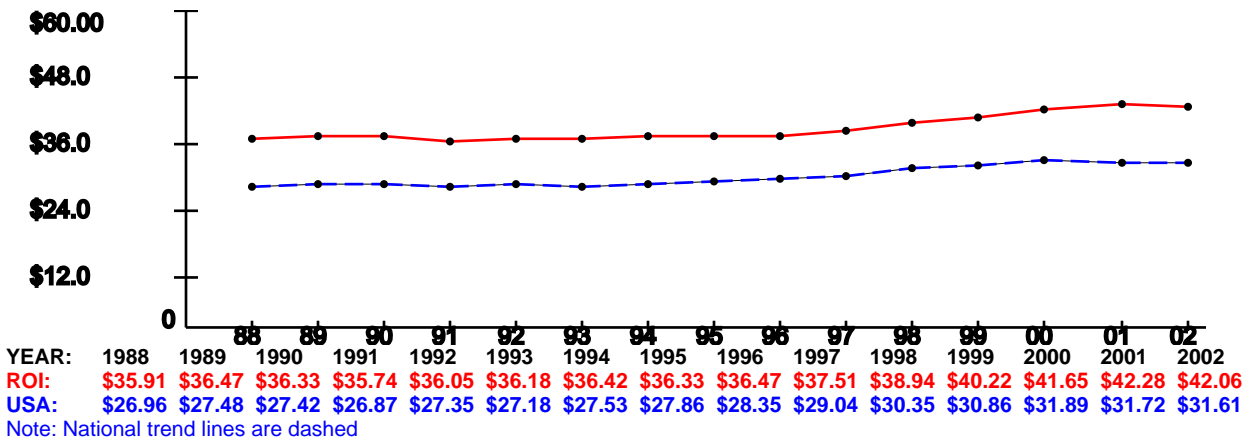
Employment Trend (1988-2002)



Unemployment Percentage Trend (1990-2003)



Per Capita Income x \$1,000 (1988-2002)



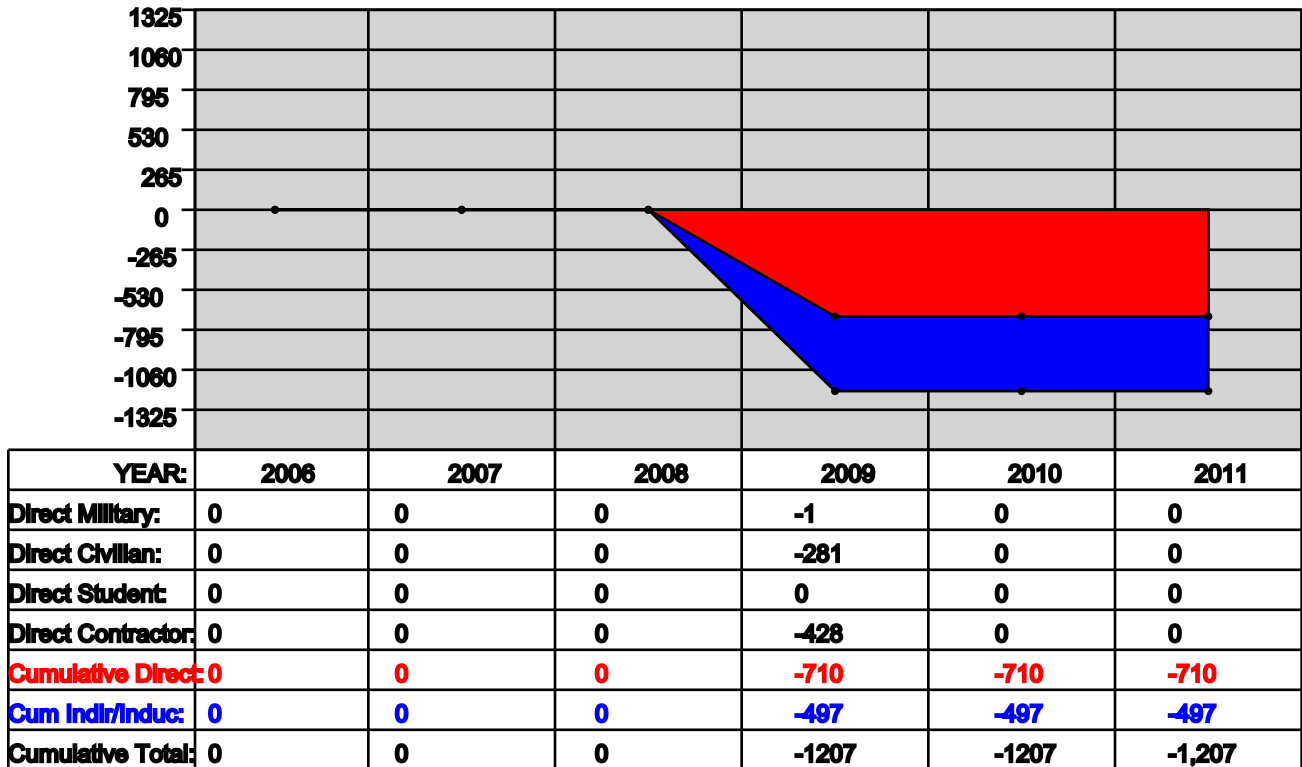
ECONOMIC IMPACT DATA

Scenario: Consolidate CIFA and DSS at MCB Quantico
Economic Region of Influence(ROI): Washington-Arlington-Alexandria, DC-VA-MD-WV Metropolitan Division
Base: 251 18th St. South - Arlington - VA
Action: Losing Leased Location - CIFA

Overall Economic Impact of Proposed BRAC-05 Action:

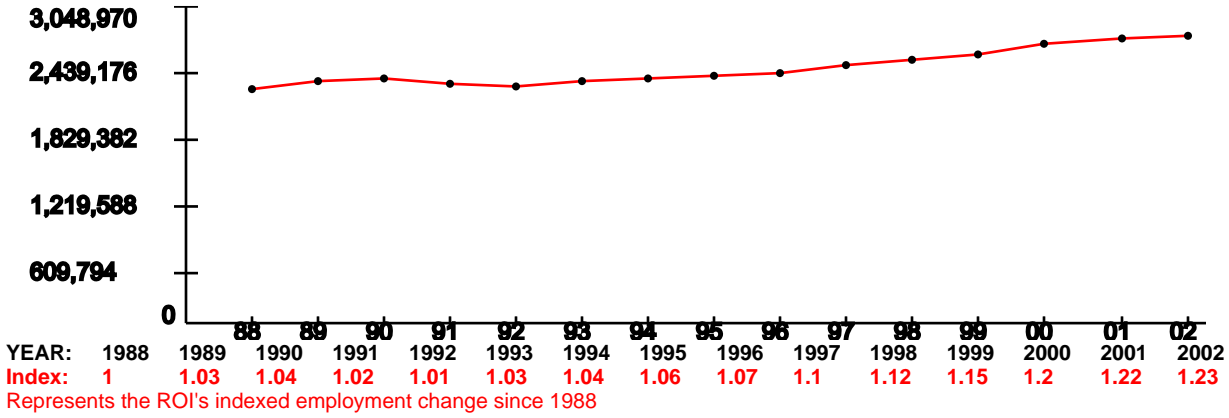
ROI Population (2002):	3,895,337
ROI Employment (2002):	2,771,791
Authorized Manpower (2005):	282
Authorized Manpower(2005) / ROI Employment(2002):	0.01%
Total Estimated Job Change:	-1,207
Total Estimated Job Change / ROI Employment(2002):	-0.04%

Cumulative Job Change (Gain/Loss) Over Time:

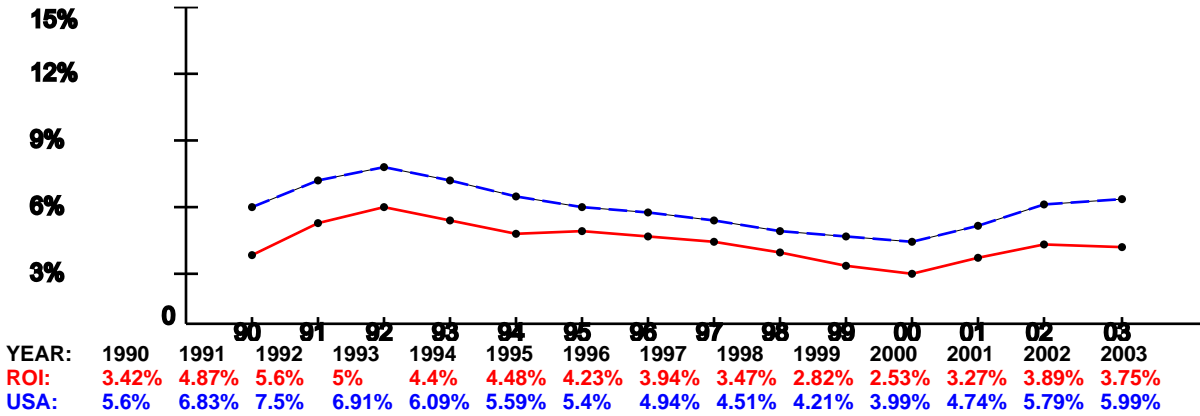


Washington-Arlington-Alexandria, DC-VA-MD-WV Metropolitan Division Trend Data

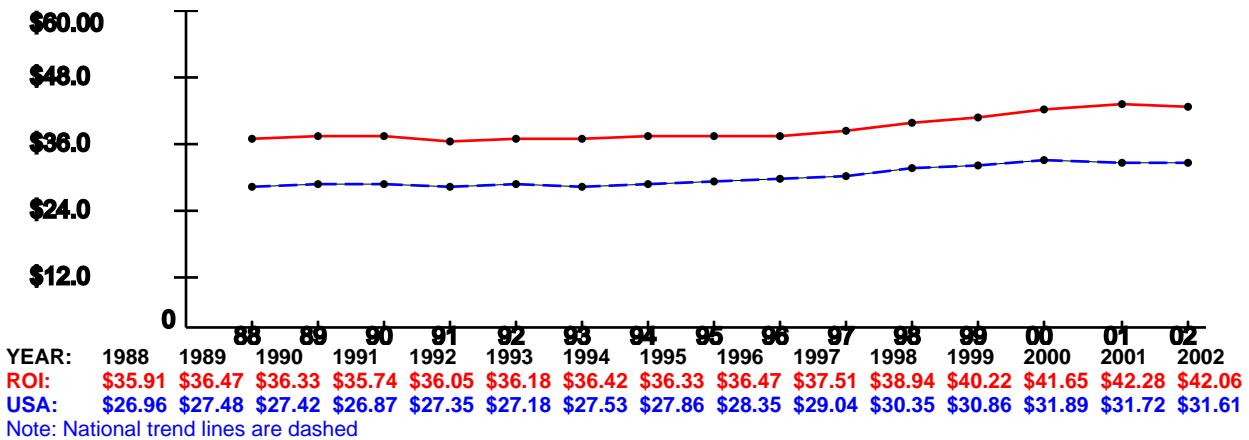
Employment Trend (1988-2002)



Unemployment Percentage Trend (1990-2003)



Per Capita Income x \$1,000 (1988-2002)



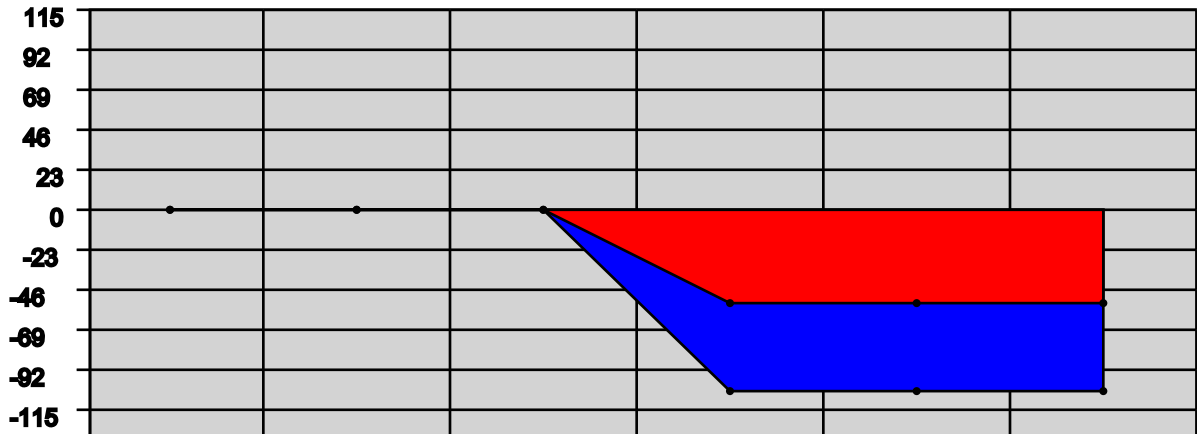
ECONOMIC IMPACT DATA

Scenario: Consolidate CIFA and DSS at MCB Quantico
Economic Region of Influence(ROI): Baltimore-Towson, MD Metropolitan Statistical Area
Base: DSS - DSS Academy
Action: Losing Leased Location - Linthicum, MD

Overall Economic Impact of Proposed BRAC-05 Action:

ROI Population (2002):	2,598,976
ROI Employment (2002):	1,568,140
Authorized Manpower (2005):	46
Authorized Manpower(2005) / ROI Employment(2002):	0%
Total Estimated Job Change:	-105
Total Estimated Job Change / ROI Employment(2002):	-0.01%

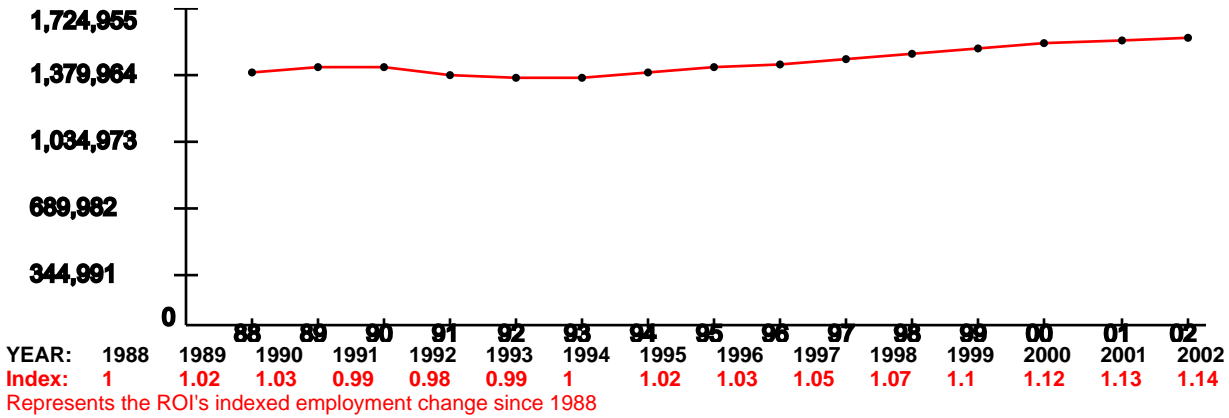
Cumulative Job Change (Gain/Loss) Over Time:



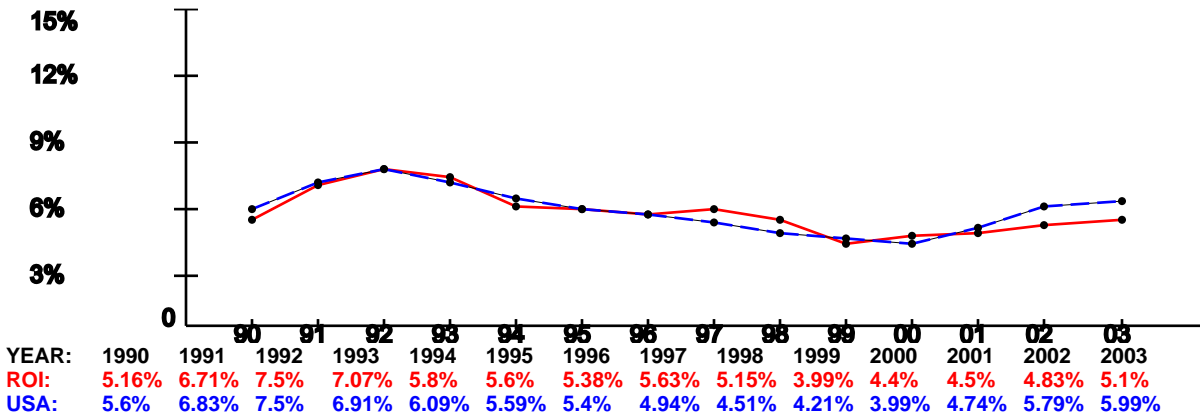
YEAR:	2006	2007	2008	2009	2010	2011
Direct Military:	0	0	0	0	0	0
Direct Civllian:	0	0	0	-46	0	0
Direct Student:	0	0	0	0	0	0
Direct Contractor:	0	0	0	-8	0	0
Cumulative Direct:	0	0	0	-54	-54	-54
Cum Indlr/Induc:	0	0	0	-51	-51	-51
Cumulative Total:	0	0	0	-105	-105	-105

Baltimore-Towson, MD Metropolitan Statistical Area Trend Data

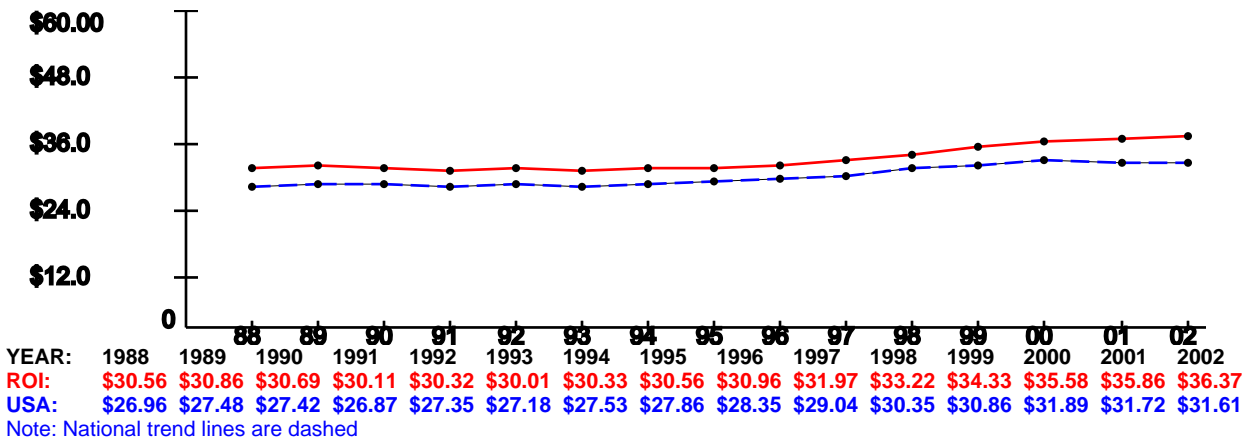
Employment Trend (1988-2002)



Unemployment Percentage Trend (1990-2003)



Per Capita Income x \$1,000 (1988-2002)



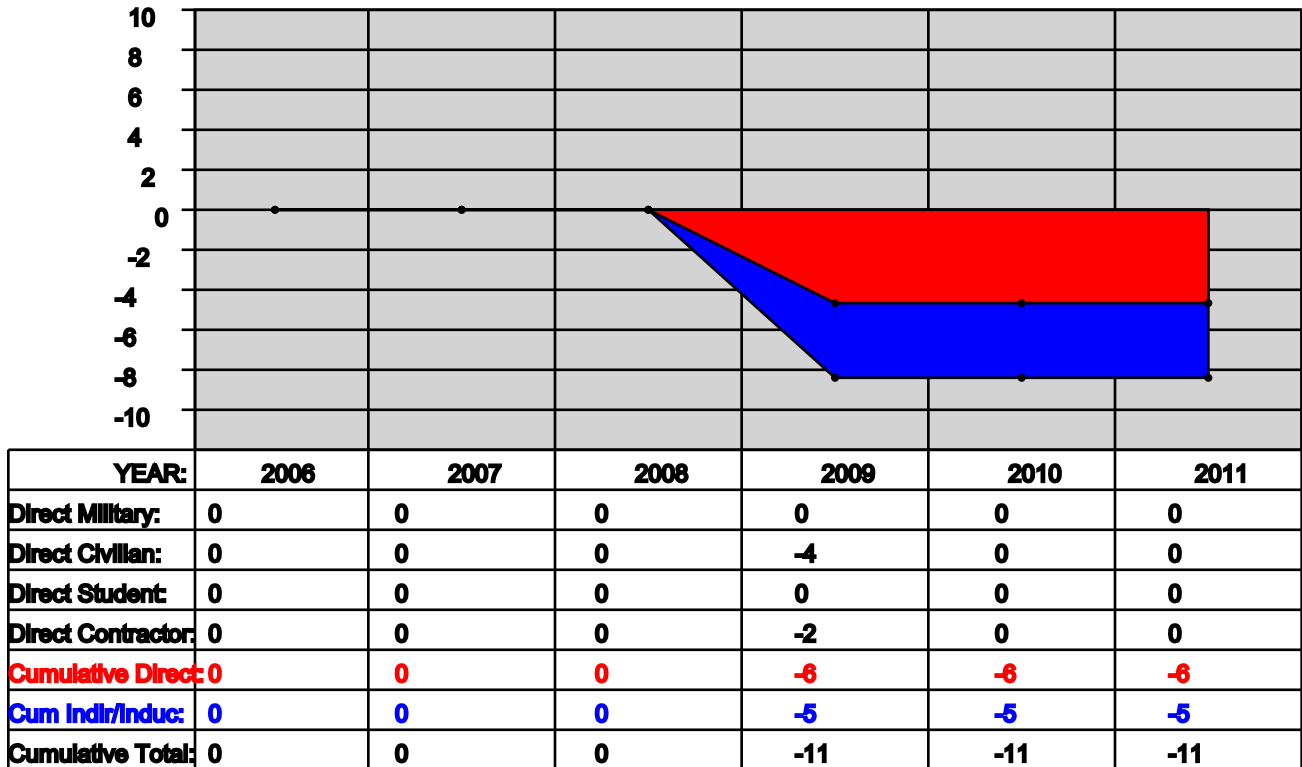
ECONOMIC IMPACT DATA

Scenario: Consolidate CIFA and DSS at MCB Quantico
Economic Region of Influence(ROI): Los Angeles-Long Beach-Glendale, CA Metropolitan Division
Base: DSS - Western Region
Action: Losing Leased Location - Long Beach, CA

Overall Economic Impact of Proposed BRAC-05 Action:

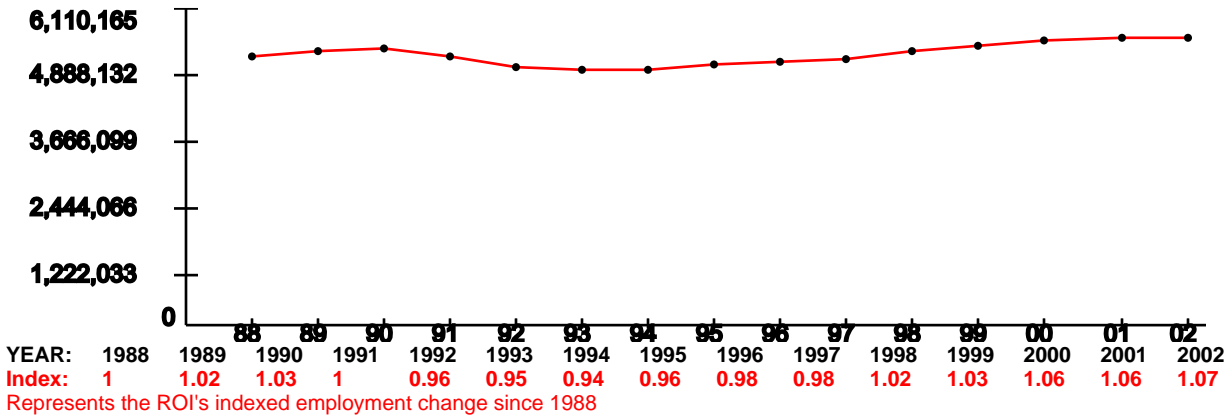
ROI Population (2002):	9,768,236
ROI Employment (2002):	5,554,695
Authorized Manpower (2005):	61
Authorized Manpower(2005) / ROI Employment(2002):	0%
Total Estimated Job Change:	-11
Total Estimated Job Change / ROI Employment(2002):	-0%

Cumulative Job Change (Gain/Loss) Over Time:

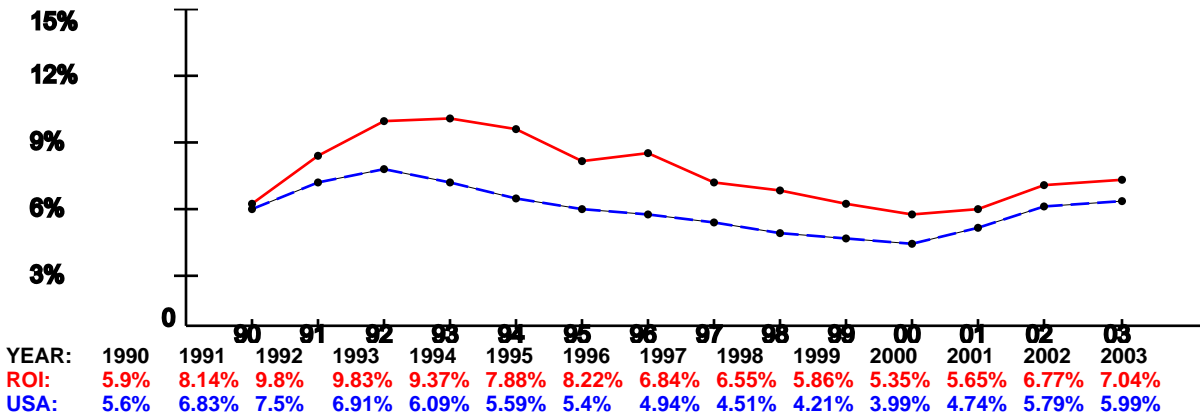


Los Angeles-Long Beach-Glendale, CA Metropolitan Division Trend Data

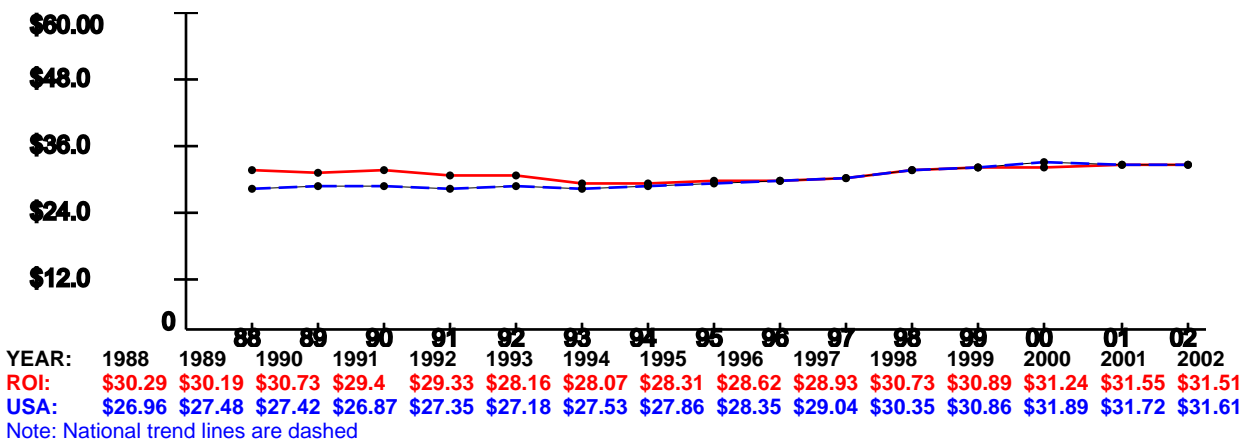
Employment Trend (1988-2002)



Unemployment Percentage Trend (1990-2003)



Per Capita Income x \$1,000 (1988-2002)



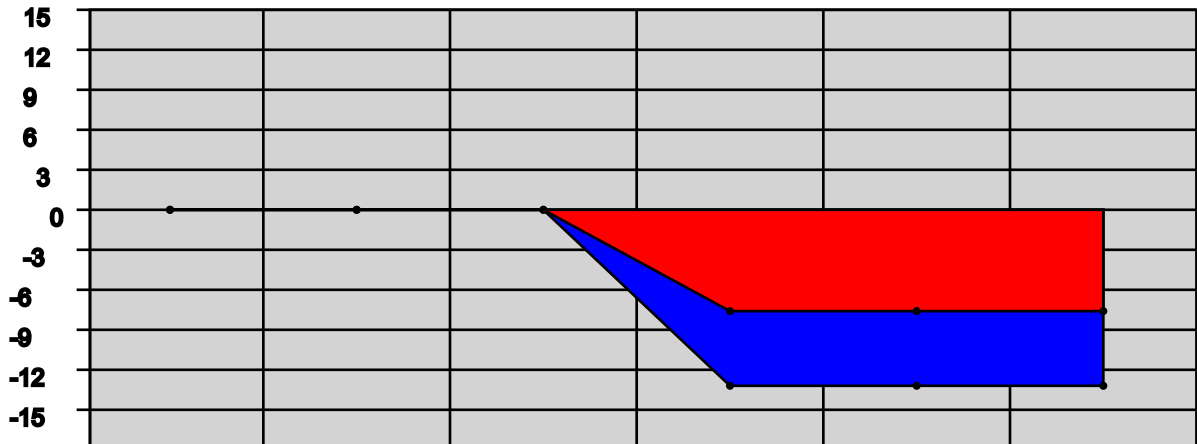
ECONOMIC IMPACT DATA

Scenario: Consolidate CIFA and DSS at MCB Quantico
Economic Region of Influence(ROI): Atlanta-Sandy Springs-Marietta, GA Metropolitan Statistical Area
Base: DSS - Southern Region
Action: Losing Leased Location - Smyrna, GA

Overall Economic Impact of Proposed BRAC-05 Action:

ROI Population (2002):	4,509,540
ROI Employment (2002):	2,777,548
Authorized Manpower (2005):	96
Authorized Manpower(2005) / ROI Employment(2002):	0%
Total Estimated Job Change:	-14
Total Estimated Job Change / ROI Employment(2002):	-0%

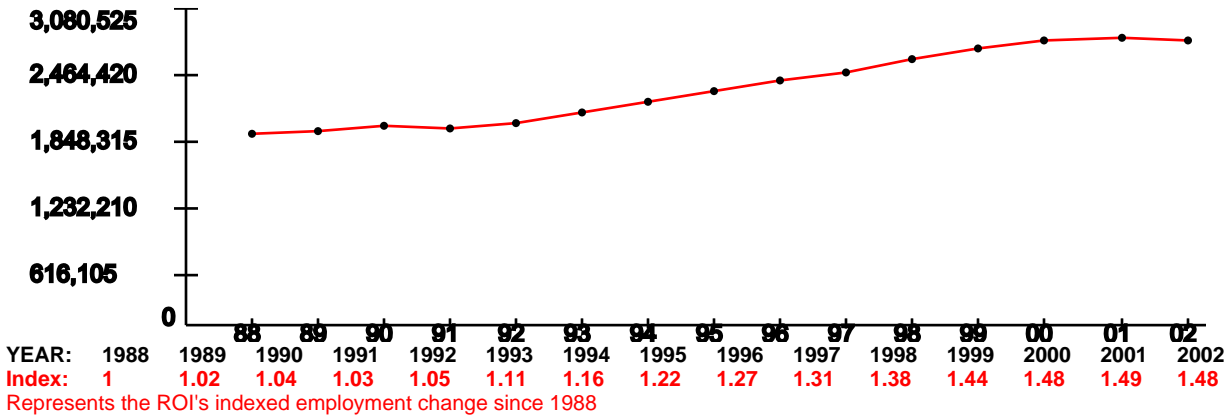
Cumulative Job Change (Gain/Loss) Over Time:



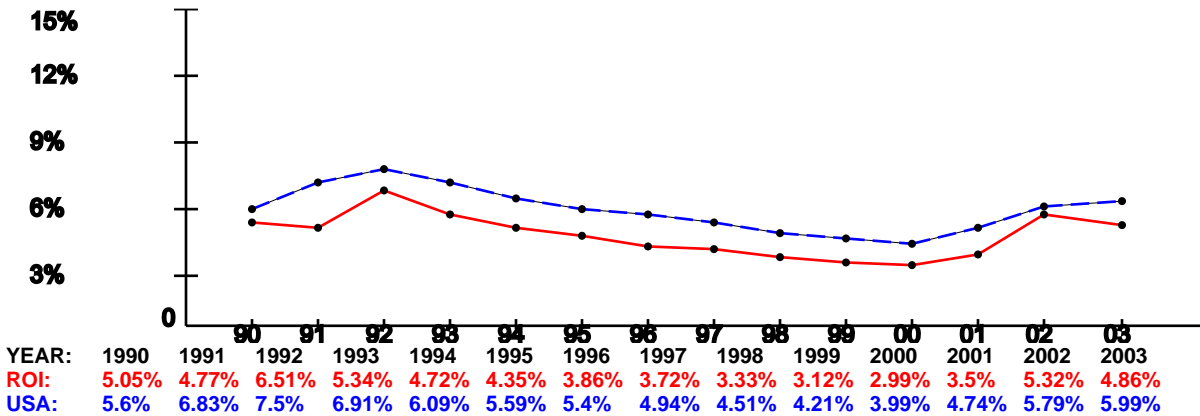
YEAR:	2006	2007	2008	2009	2010	2011
Direct Military:	0	0	0	0	0	0
Direct Civilian:	0	0	0	-6	0	0
Direct Student:	0	0	0	0	0	0
Direct Contractor:	0	0	0	-2	0	0
Cumulative Direct:	0	0	0	-8	-8	-8
Cum Indir/Induc:	0	0	0	-6	-6	-6
Cumulative Total:	0	0	0	-14	-14	-14

Atlanta-Sandy Springs-Marietta, GA Metropolitan Statistical Area Trend Data

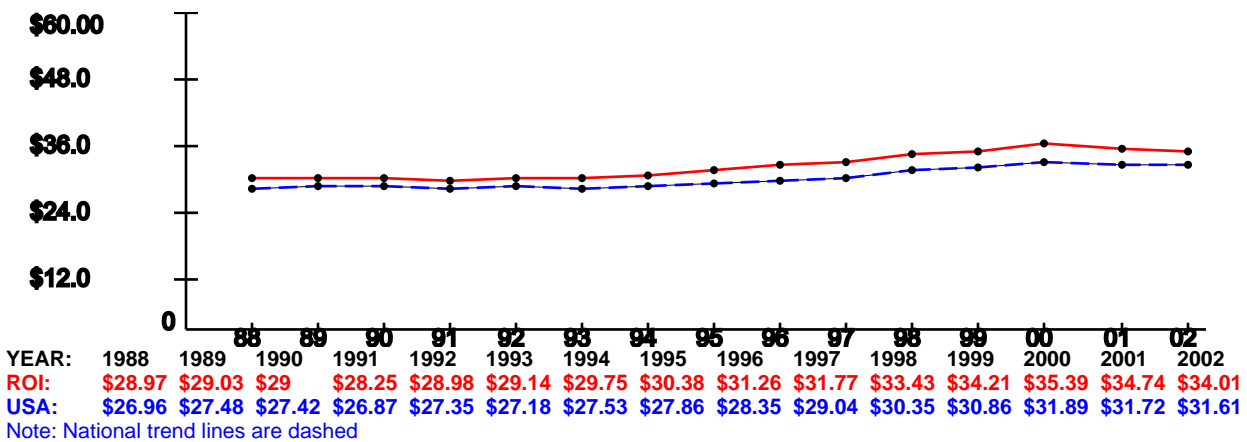
Employment Trend (1988-2002)



Unemployment Percentage Trend (1990-2003)



Per Capita Income x \$1,000 (1988-2002)



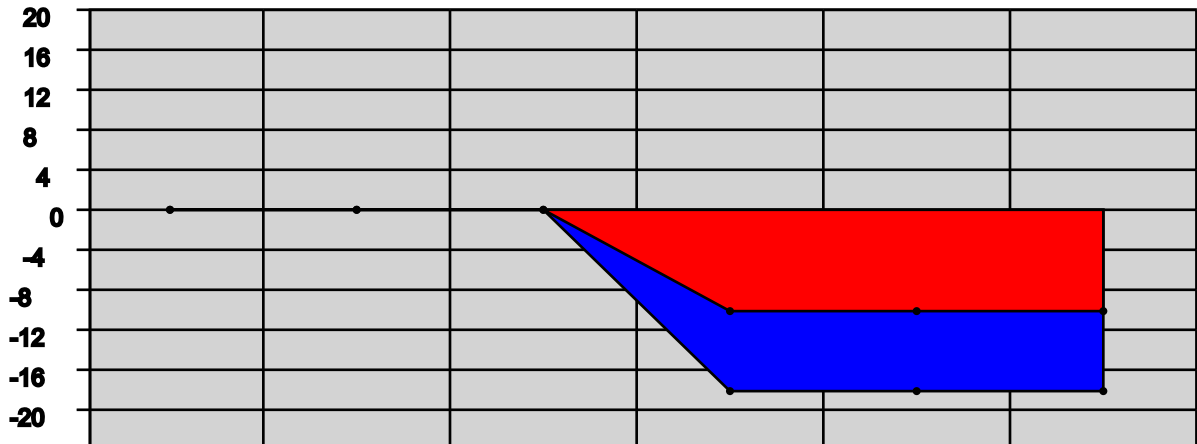
ECONOMIC IMPACT DATA

Scenario: Consolidate CIFA and DSS at MCB Quantico
Economic Region of Influence(ROI): Columbus, OH Metropolitan Statistical Area
Base: DSS - Columbus
Action: Losing Leased Location - DSS Northern Region

Overall Economic Impact of Proposed BRAC-05 Action:

ROI Population (2002): 1,655,942
 ROI Employment (2002): 1,122,033
 Authorized Manpower (2005): 118
 Authorized Manpower(2005) / ROI Employment(2002): 0.01%
 Total Estimated Job Change: -18
 Total Estimated Job Change / ROI Employment(2002): -0%

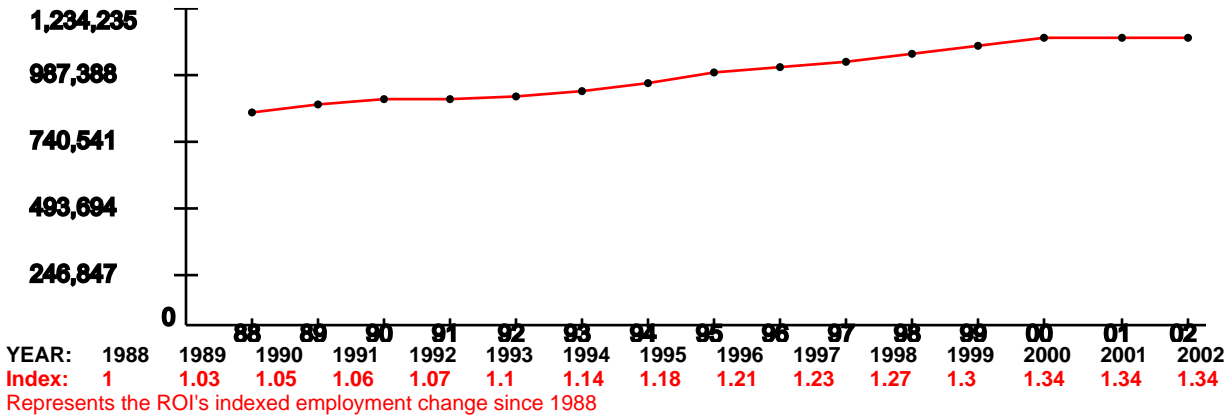
Cumulative Job Change (Gain/Loss) Over Time:



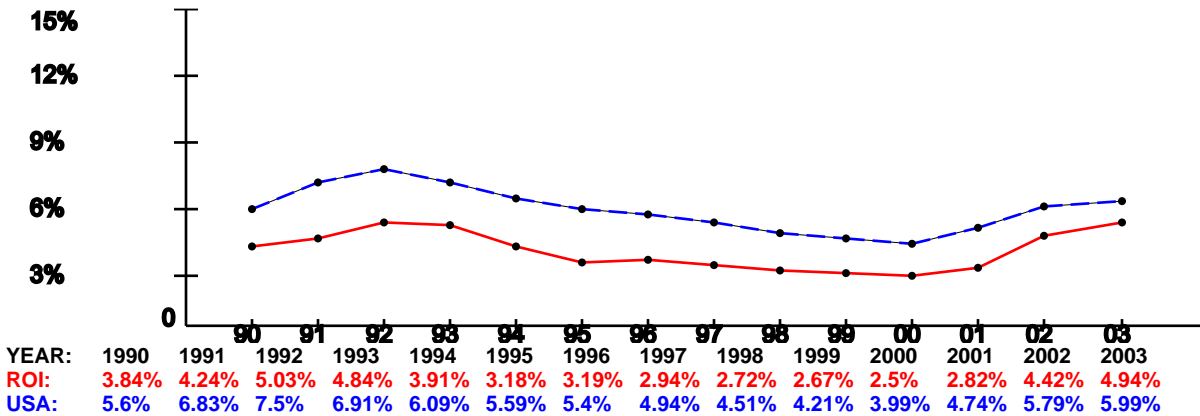
YEAR:	2006	2007	2008	2009	2010	2011
Direct Military:	0	0	0	0	0	0
Direct Civllian:	0	0	0	-10	0	0
Direct Student:	0	0	0	0	0	0
Direct Contractor:	0	0	0	0	0	0
Cumulative Direct:	0	0	0	-10	-10	-10
Cum Indir/Induc:	0	0	0	-8	-8	-8
Cumulative Total:	0	0	0	-18	-18	-18

Columbus, OH Metropolitan Statistical Area Trend Data

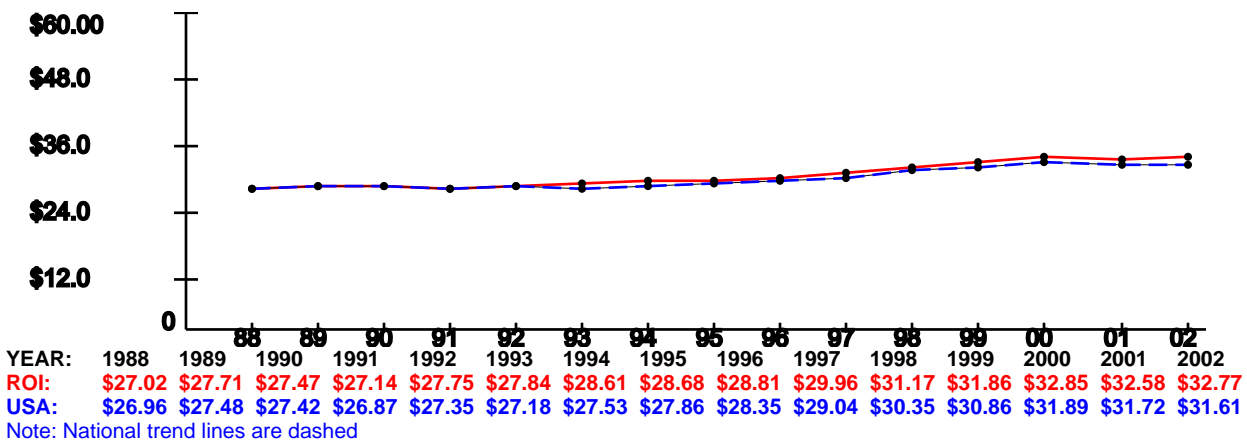
Employment Trend (1988-2002)



Unemployment Percentage Trend (1990-2003)



Per Capita Income x \$1,000 (1988-2002)



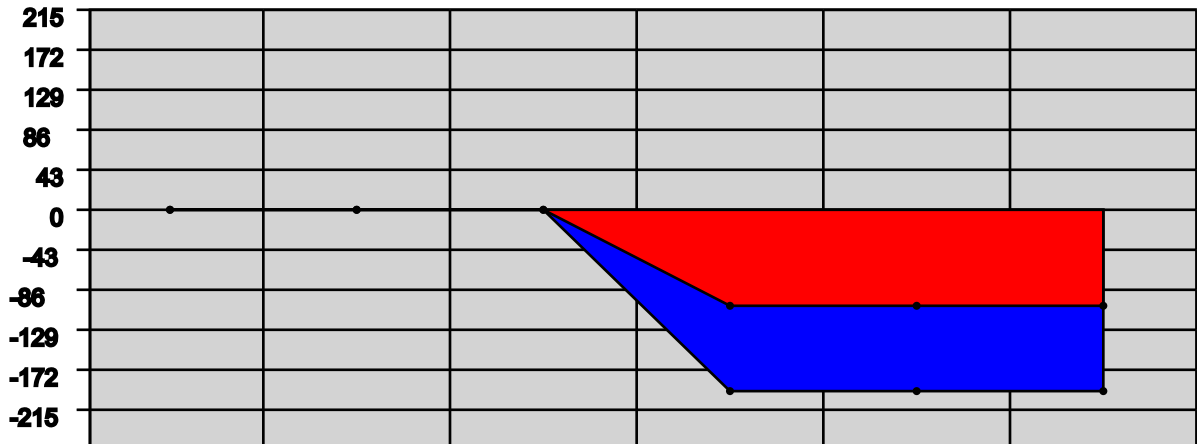
ECONOMIC IMPACT DATA

Scenario: Consolidate CIFA and DSS at MCB Quantico
Economic Region of Influence(ROI): Baltimore-Towson, MD Metropolitan Statistical Area
Base: CIFA - Joint Training Academy
Action: Losing Leased Location - Jt Cl Tng Acad/DCIDC

Overall Economic Impact of Proposed BRAC-05 Action:

ROI Population (2002):	2,598,976
ROI Employment (2002):	1,568,140
Authorized Manpower (2005):	27
Authorized Manpower(2005) / ROI Employment(2002):	0%
Total Estimated Job Change:	-199
Total Estimated Job Change / ROI Employment(2002):	-0.01%

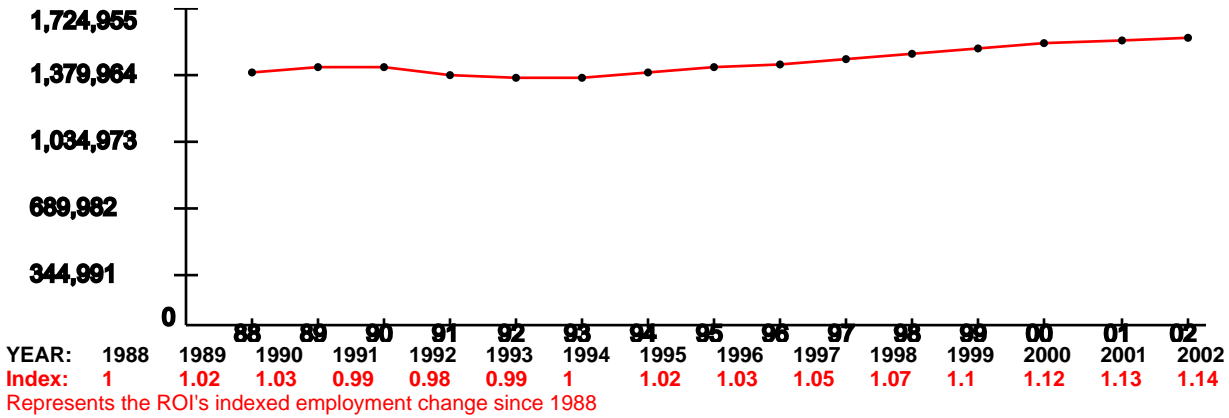
Cumulative Job Change (Gain/Loss) Over Time:



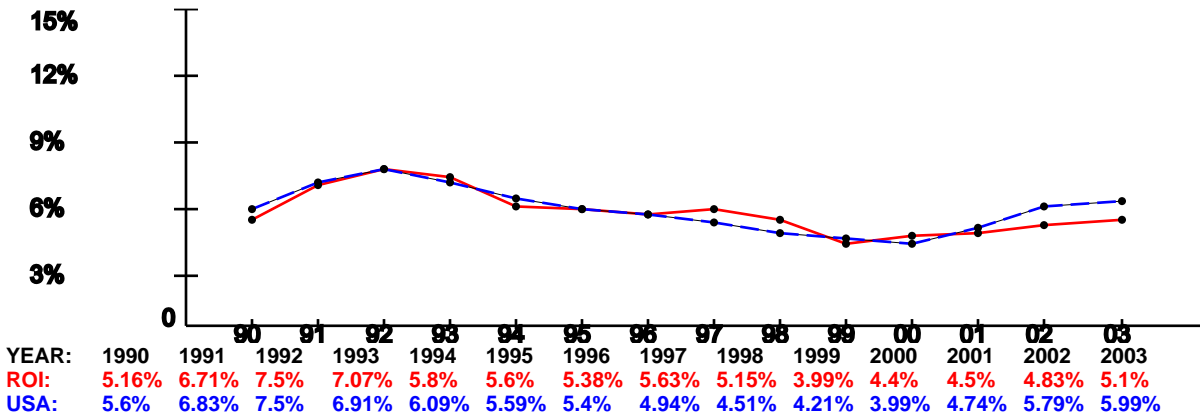
YEAR:	2006	2007	2008	2009	2010	2011
Direct Military:	0	0	0	-3	0	0
Direct Civllian:	0	0	0	-33	0	0
Direct Student:	0	0	0	0	0	0
Direct Contractor:	0	0	0	-68	0	0
Cumulative Direct:	0	0	0	-104	-104	-104
Cum Indlr/Induc:	0	0	0	-95	-95	-95
Cumulative Total:	0	0	0	-199	-199	-199

Baltimore-Towson, MD Metropolitan Statistical Area Trend Data

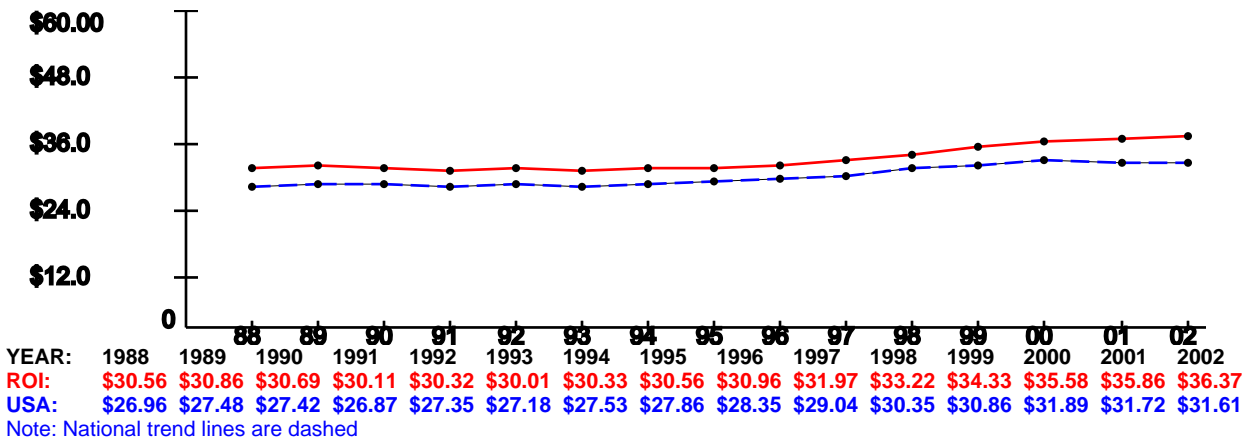
Employment Trend (1988-2002)



Unemployment Percentage Trend (1990-2003)



Per Capita Income x \$1,000 (1988-2002)



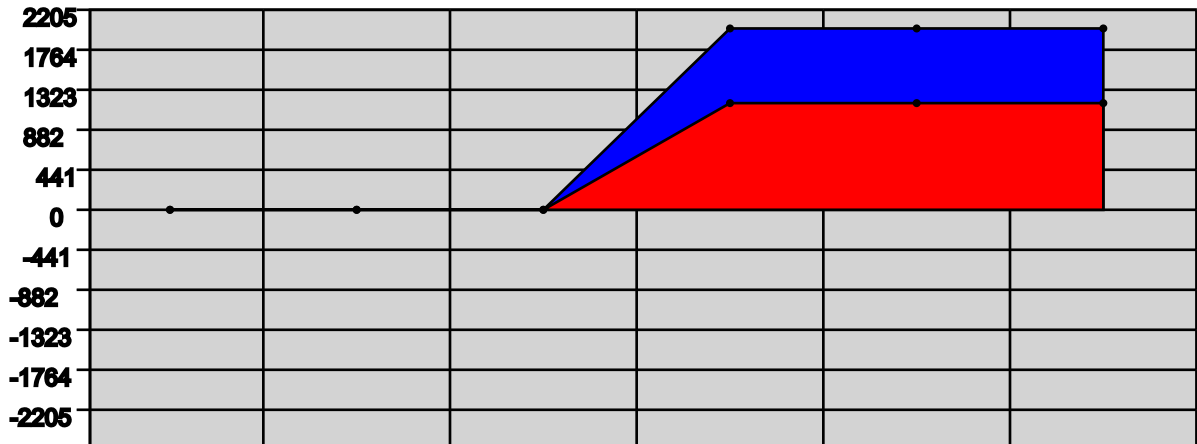
ECONOMIC IMPACT DATA

Scenario: Consolidate CIFA and DSS at MCB Quantico
Economic Region of Influence(ROI): Washington-Arlington-Alexandria, DC-VA-MD-WV Metropolitan Division
Base: CDR MCB QUANTICO
Action: Gaining Installation - Quantico

Overall Economic Impact of Proposed BRAC-05 Action:

ROI Population (2002):	3,895,337
ROI Employment (2002):	2,771,791
Authorized Manpower (2005):	10,127
Authorized Manpower(2005) / ROI Employment(2002):	0.37%
Total Estimated Job Change:	2,005
Total Estimated Job Change / ROI Employment(2002):	0.07%

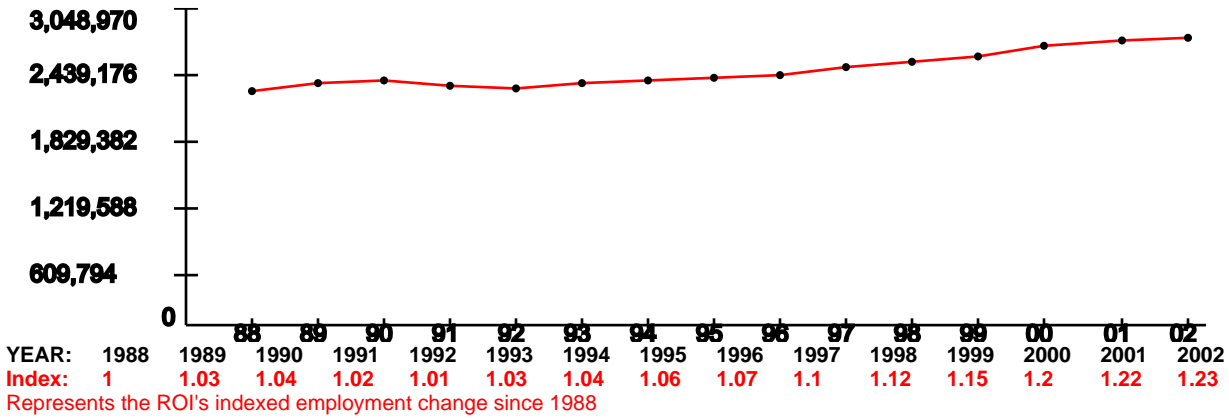
Cumulative Job Change (Gain/Loss) Over Time:



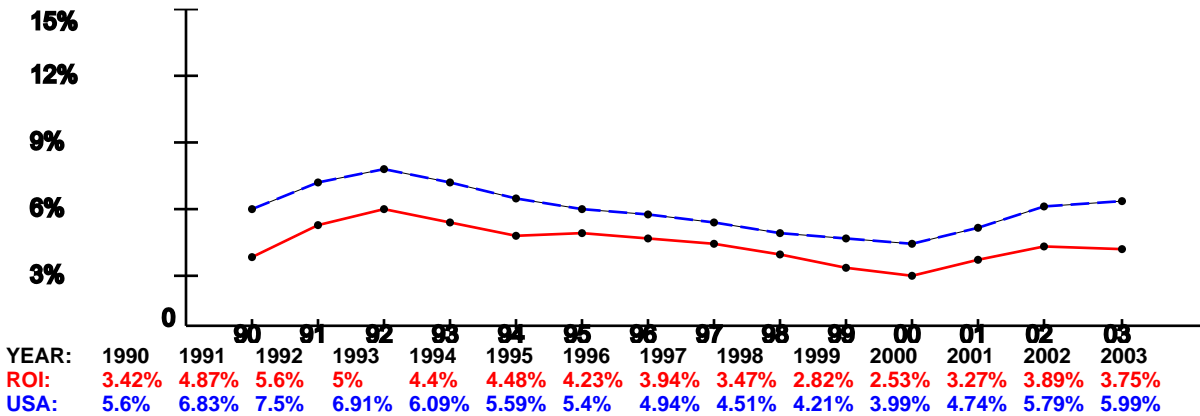
YEAR:	2006	2007	2008	2009	2010	2011
Direct Military:	0	0	0	1	0	0
Direct Civilian:	0	0	0	509	0	0
Direct Student:	0	0	0	0	0	0
Direct Contractor:	0	0	0	667	0	0
Cumulative Direct:	0	0	0	1177	1177	1177
Cum Indir/Induc:	0	0	0	828	828	828
Cumulative Total:	0	0	0	2005	2005	2,005

Washington-Arlington-Alexandria, DC-VA-MD-WV Metropolitan Division Trend Data

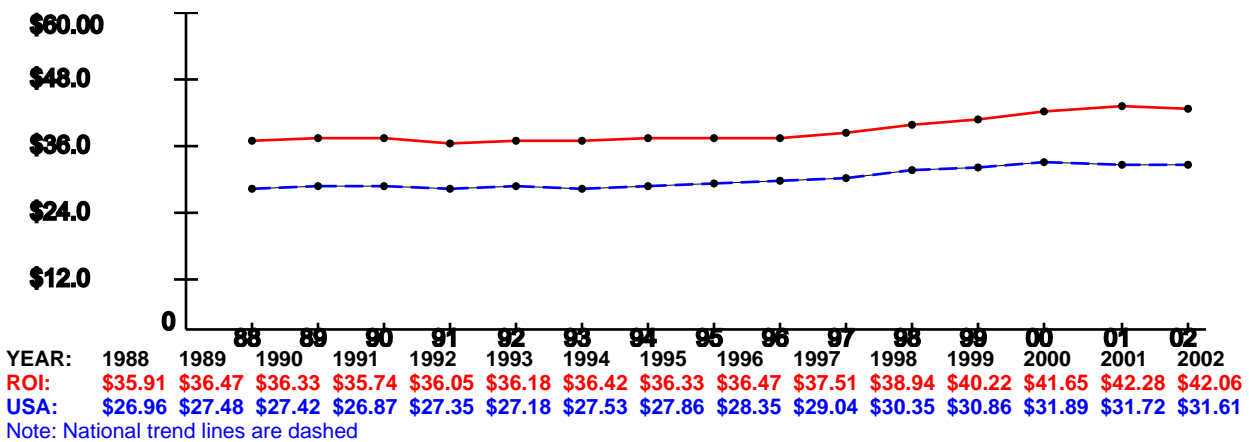
Employment Trend (1988-2002)



Unemployment Percentage Trend (1990-2003)



Per Capita Income x \$1,000 (1988-2002)



Economic Impact Report

This report depicts the economic impact of the following Scenarios:

HSA-0131a: Consolidate CIFA and DSS at MCB Quantico

The data in this report is rolled up by Region of Influence

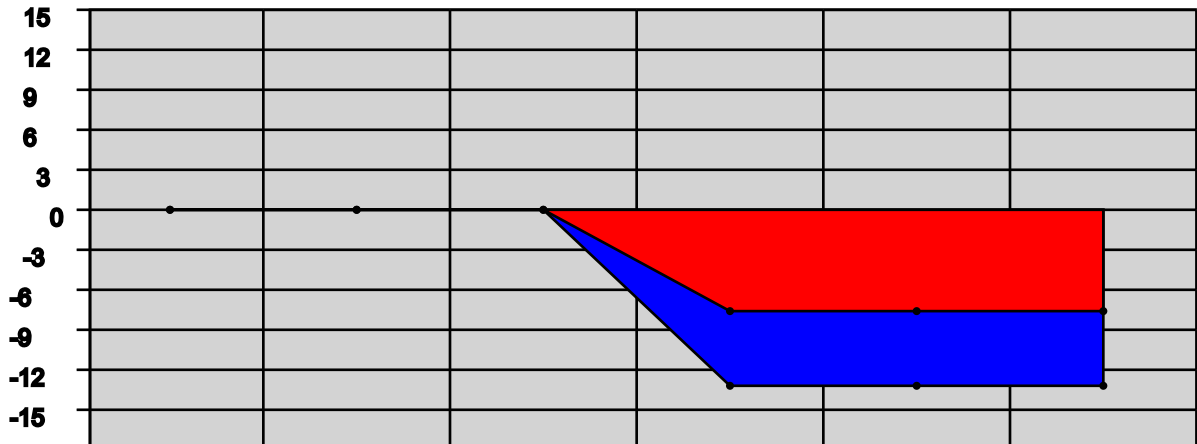
ECONOMIC IMPACT DATA

Scenario: All Selected (see title page)
Economic Region of Influence(ROI): Atlanta-Sandy Springs-Marietta, GA Metropolitan Statistical Area
Base: All Bases
Action: All Actions

Overall Economic Impact of Proposed BRAC-05 Action:

ROI Population (2002): 4,509,540
 ROI Employment (2002): 2,777,548
 Authorized Manpower (2005): 96
 Authorized Manpower(2005) / ROI Employment(2002): 0%
 Total Estimated Job Change: -14
 Total Estimated Job Change / ROI Employment(2002): -0%

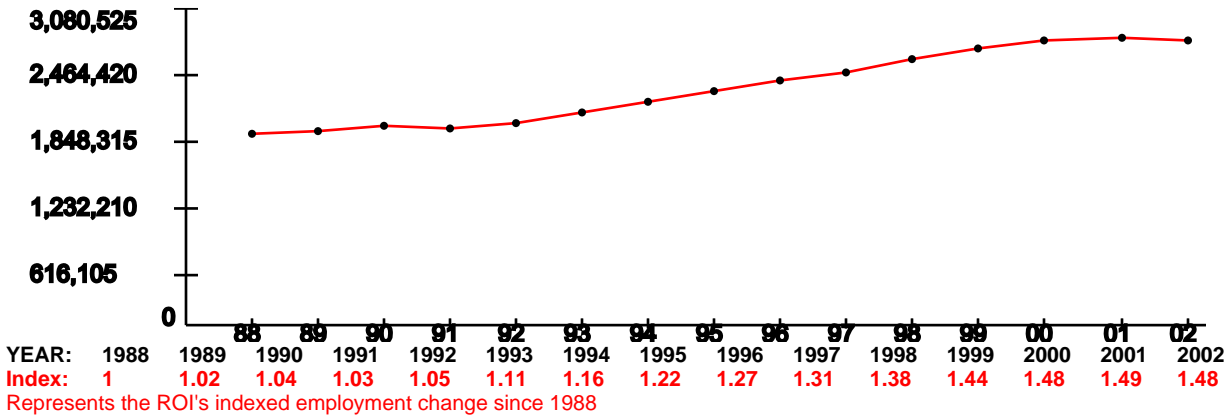
Cumulative Job Change (Gain/Loss) Over Time:



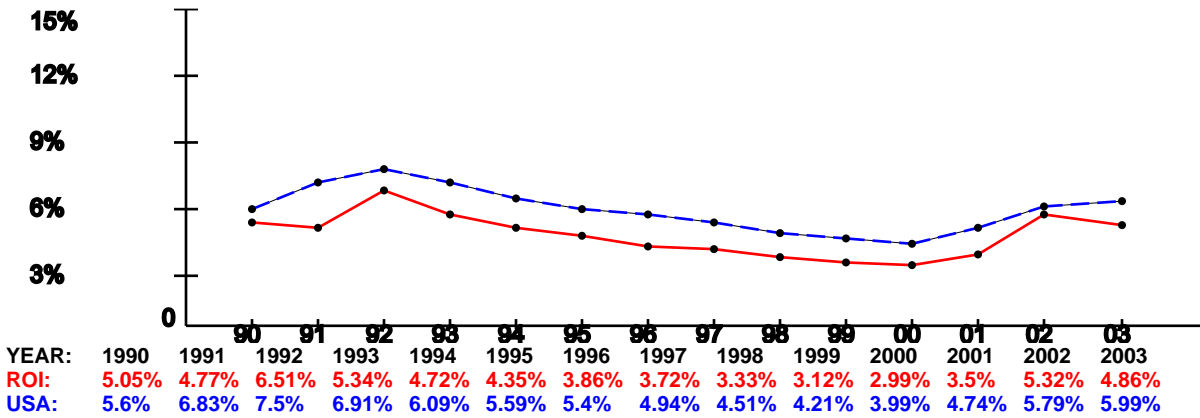
YEAR:	2006	2007	2008	2009	2010	2011
Direct Military:	0	0	0	0	0	0
Direct Civllian:	0	0	0	-6	0	0
Direct Student:	0	0	0	0	0	0
Direct Contractor:	0	0	0	-2	0	0
Cumulative Direct:	0	0	0	-8	-8	-8
Cum Indir/Induc:	0	0	0	-6	-6	-6
Cumulative Total:	0	0	0	-14	-14	-14

Atlanta-Sandy Springs-Marietta, GA Metropolitan Statistical Area Trend Data

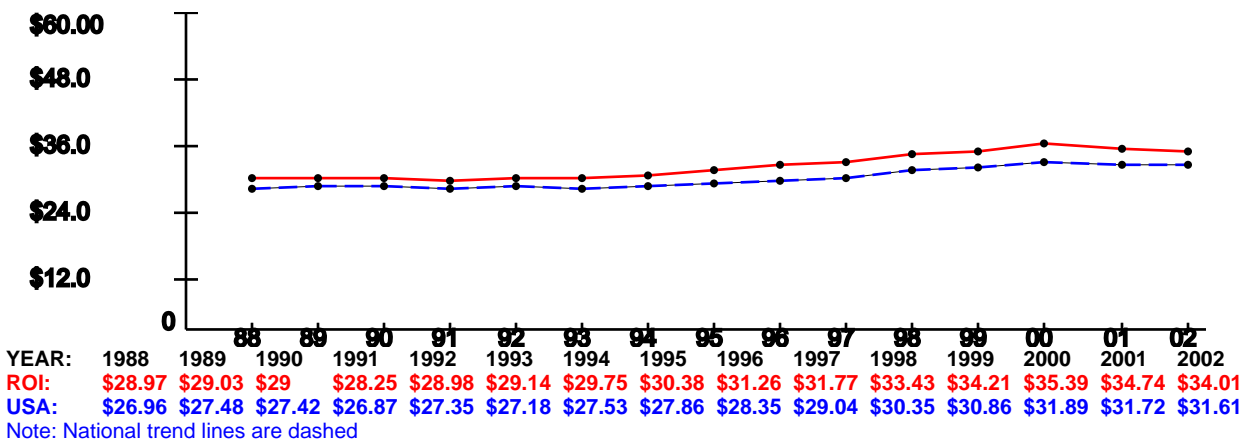
Employment Trend (1988-2002)



Unemployment Percentage Trend (1990-2003)



Per Capita Income x \$1,000 (1988-2002)



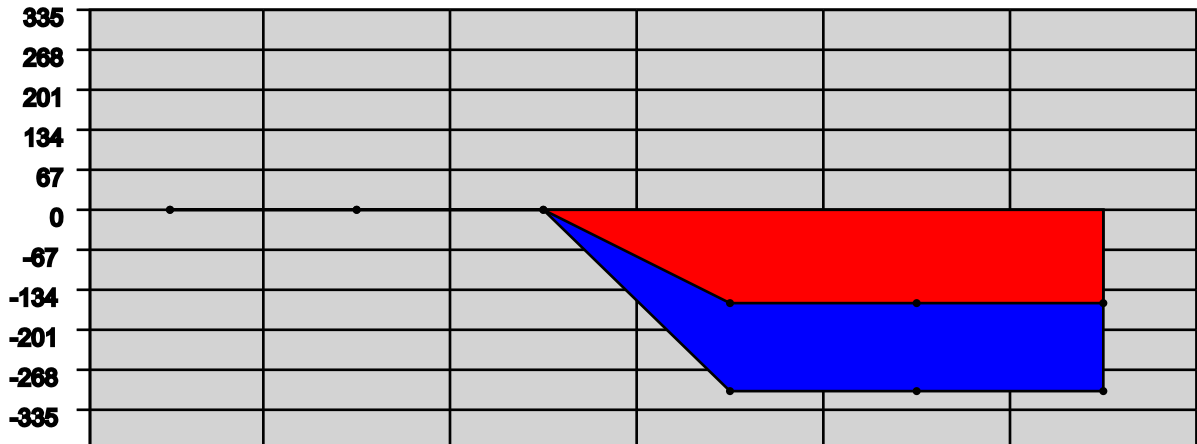
ECONOMIC IMPACT DATA

Scenario: All Selected (see title page)
Economic Region of Influence(ROI): Baltimore-Towson, MD Metropolitan Statistical Area
Base: All Bases
Action: All Actions

Overall Economic Impact of Proposed BRAC-05 Action:

ROI Population (2002): 2,598,976
 ROI Employment (2002): 1,568,140
 Authorized Manpower (2005): 73
 Authorized Manpower(2005) / ROI Employment(2002): 0%
 Total Estimated Job Change: -304
 Total Estimated Job Change / ROI Employment(2002): -0.02%

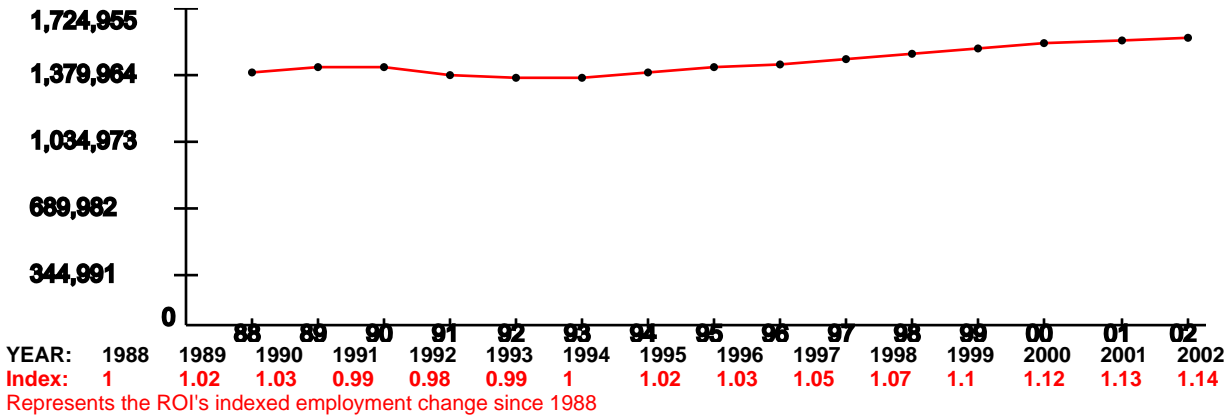
Cumulative Job Change (Gain/Loss) Over Time:



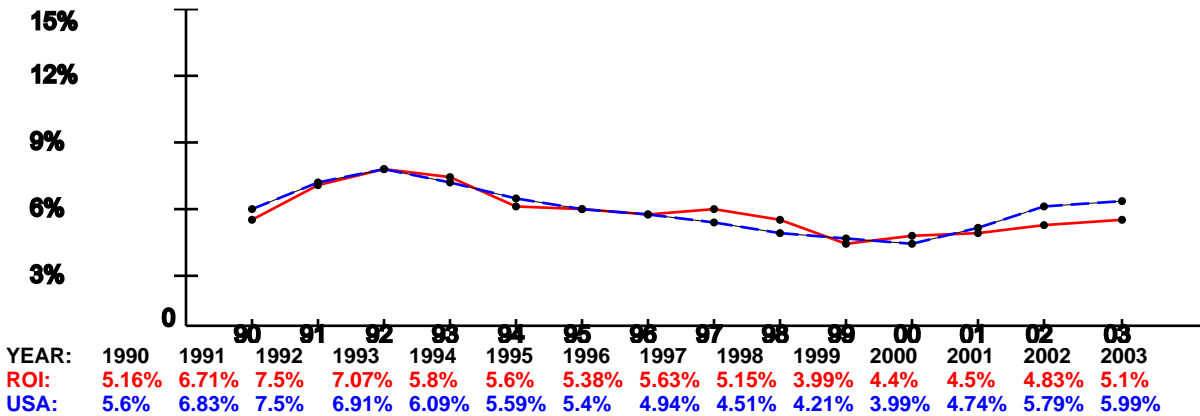
YEAR:	2006	2007	2008	2009	2010	2011
Direct Military:	0	0	0	-3	0	0
Direct Civllian:	0	0	0	-79	0	0
Direct Student:	0	0	0	0	0	0
Direct Contractor:	0	0	0	-76	0	0
Cumulative Direct:	0	0	0	-158	-158	-158
Cum Indlr/Induc:	0	0	0	-146	-146	-146
Cumulative Total:	0	0	0	-304	-304	-304

Baltimore-Towson, MD Metropolitan Statistical Area Trend Data

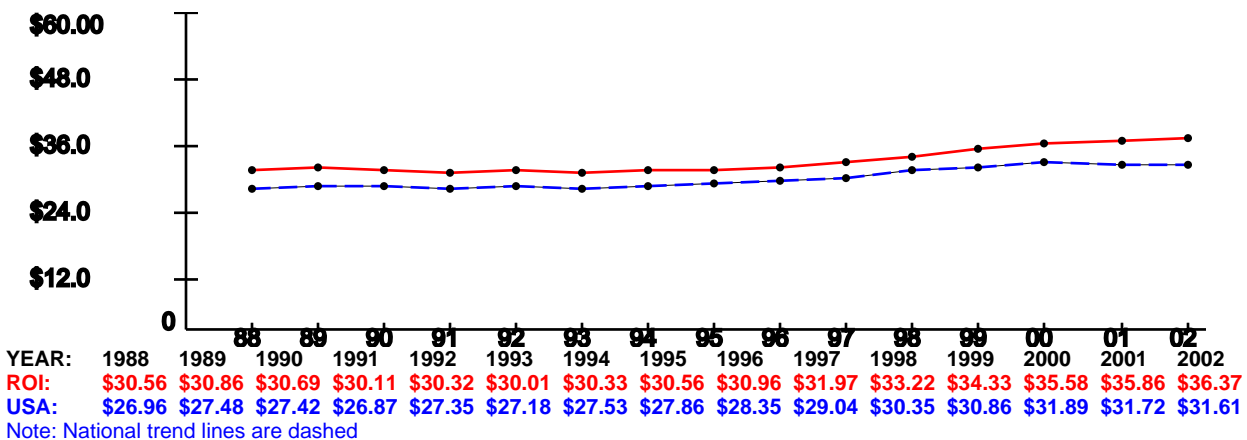
Employment Trend (1988-2002)



Unemployment Percentage Trend (1990-2003)



Per Capita Income x \$1,000 (1988-2002)



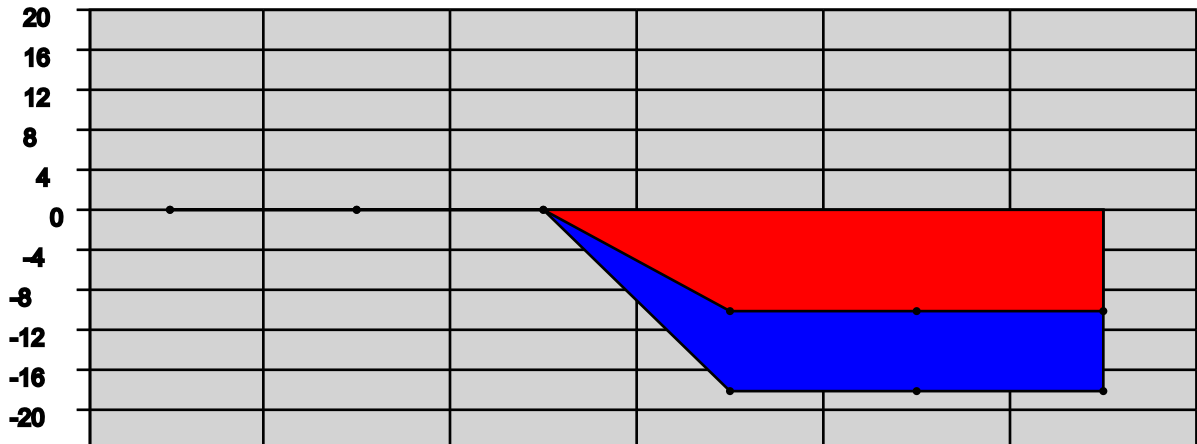
ECONOMIC IMPACT DATA

Scenario: All Selected (see title page)
Economic Region of Influence(ROI): Columbus, OH Metropolitan Statistical Area
Base: All Bases
Action: All Actions

Overall Economic Impact of Proposed BRAC-05 Action:

ROI Population (2002): 1,655,942
 ROI Employment (2002): 1,122,033
 Authorized Manpower (2005): 118
 Authorized Manpower(2005) / ROI Employment(2002): 0.01%
 Total Estimated Job Change: -18
 Total Estimated Job Change / ROI Employment(2002): -0%

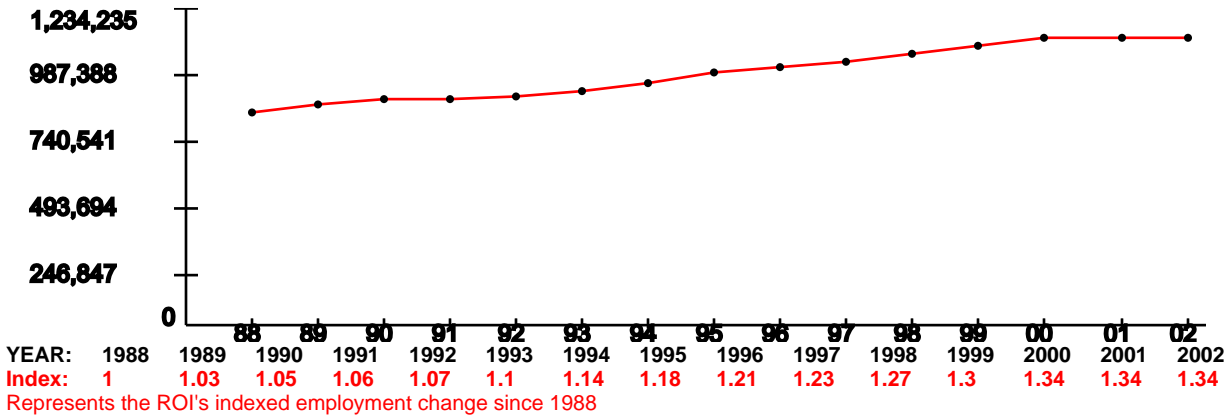
Cumulative Job Change (Gain/Loss) Over Time:



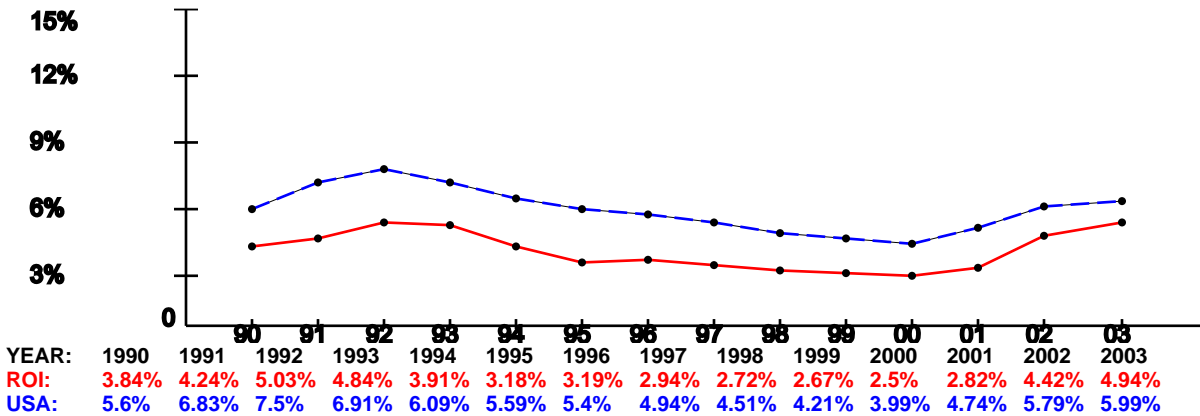
YEAR:	2006	2007	2008	2009	2010	2011
Direct Military:	0	0	0	0	0	0
Direct Civllian:	0	0	0	-10	0	0
Direct Student:	0	0	0	0	0	0
Direct Contractor:	0	0	0	0	0	0
Cumulative Direct:	0	0	0	-10	-10	-10
Cum Indir/Induc:	0	0	0	-8	-8	-8
Cumulative Total:	0	0	0	-18	-18	-18

Columbus, OH Metropolitan Statistical Area Trend Data

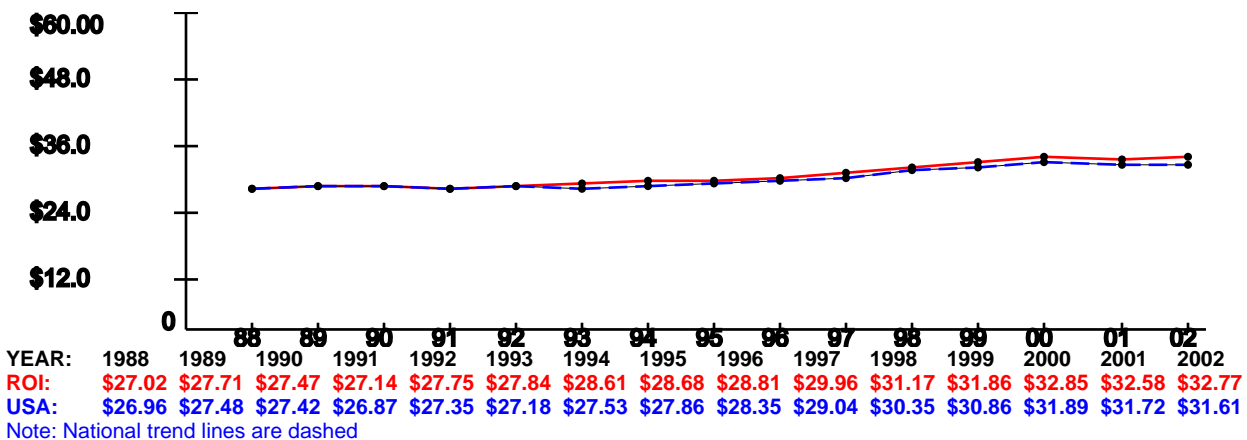
Employment Trend (1988-2002)



Unemployment Percentage Trend (1990-2003)



Per Capita Income x \$1,000 (1988-2002)



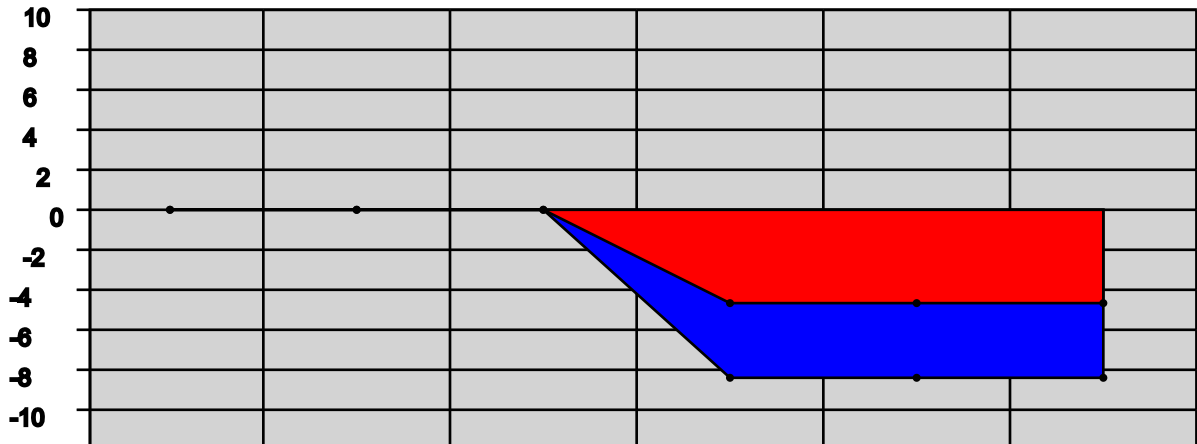
ECONOMIC IMPACT DATA

Scenario: All Selected (see title page)
Economic Region of Influence(ROI): Los Angeles-Long Beach-Glendale, CA Metropolitan Division
Base: All Bases
Action: All Actions

Overall Economic Impact of Proposed BRAC-05 Action:

ROI Population (2002):	9,768,236
ROI Employment (2002):	5,554,695
Authorized Manpower (2005):	61
Authorized Manpower(2005) / ROI Employment(2002):	0%
Total Estimated Job Change:	-11
Total Estimated Job Change / ROI Employment(2002):	-0%

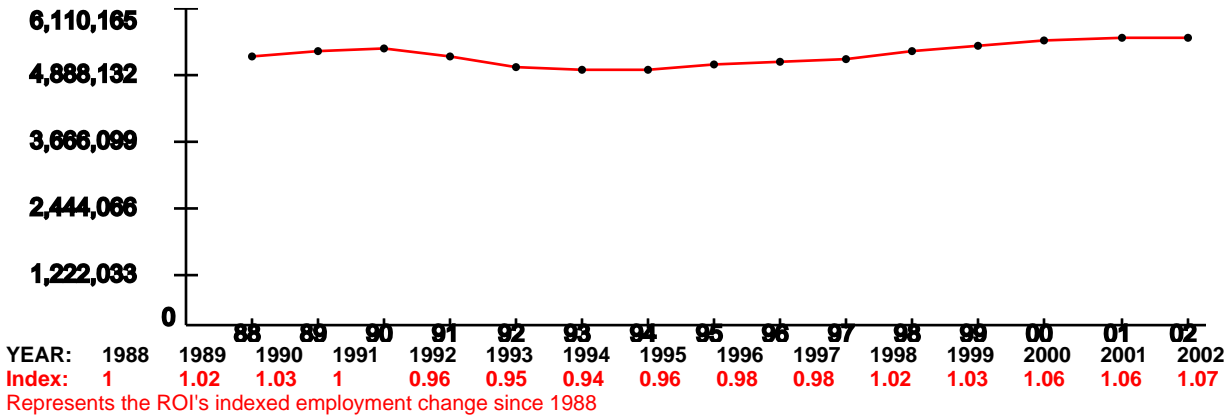
Cumulative Job Change (Gain/Loss) Over Time:



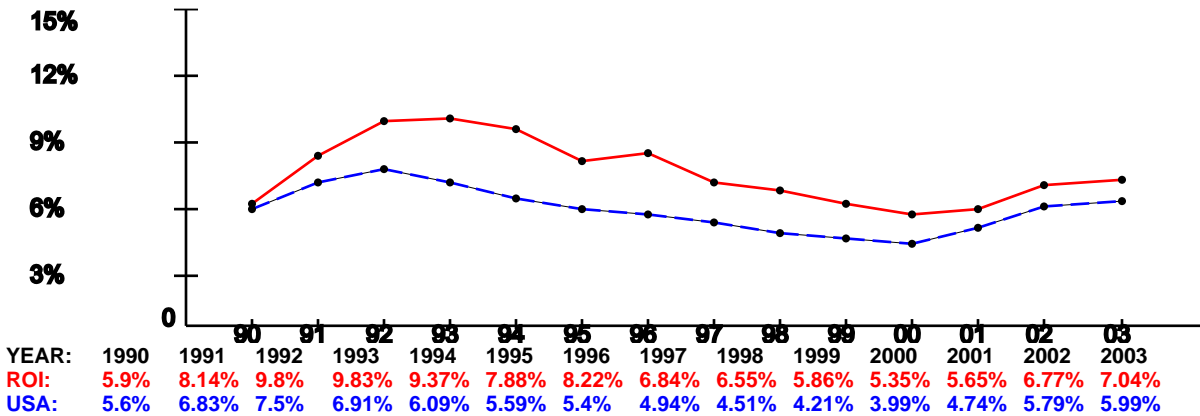
YEAR:	2006	2007	2008	2009	2010	2011
Direct Military:	0	0	0	0	0	0
Direct Civllian:	0	0	0	-4	0	0
Direct Student:	0	0	0	0	0	0
Direct Contractor:	0	0	0	-2	0	0
Cumulative Direct:	0	0	0	-6	-6	-6
Cum Indlr/Induc:	0	0	0	-5	-5	-5
Cumulative Total:	0	0	0	-11	-11	-11

Los Angeles-Long Beach-Glendale, CA Metropolitan Division Trend Data

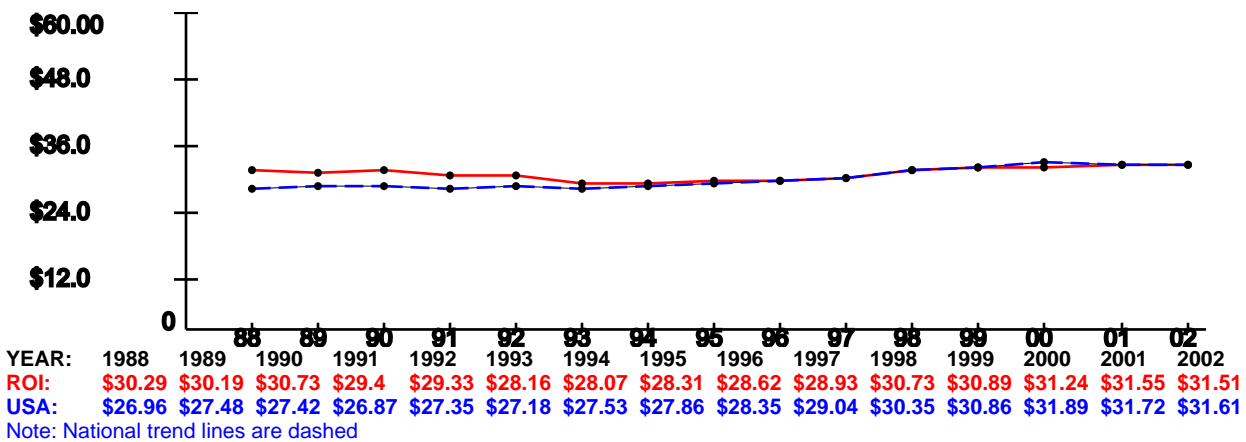
Employment Trend (1988-2002)



Unemployment Percentage Trend (1990-2003)



Per Capita Income x \$1,000 (1988-2002)



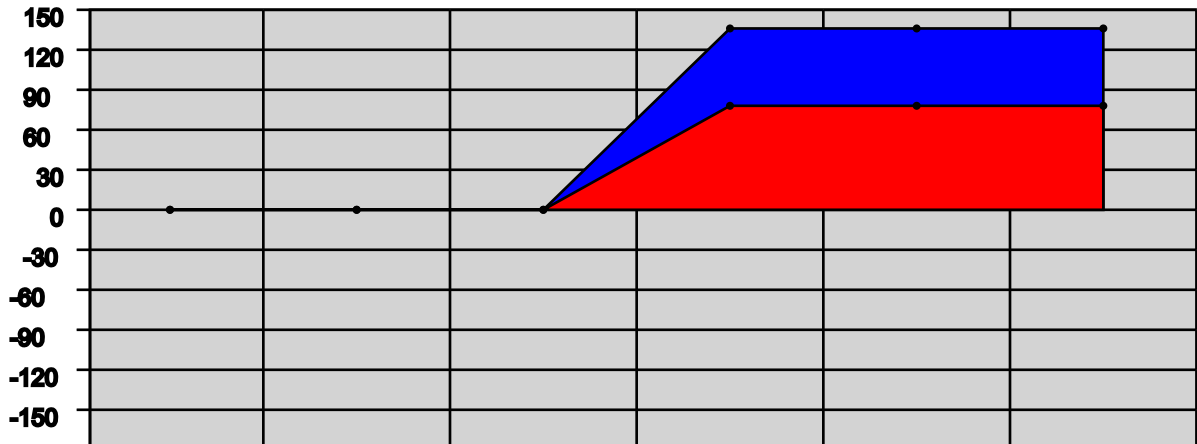
ECONOMIC IMPACT DATA

Scenario: All Selected (see title page)
Economic Region of Influence(ROI): Washington-Arlington-Alexandria, DC-VA-MD-WV Metropolitan Division
Base: All Bases
Action: All Actions

Overall Economic Impact of Proposed BRAC-05 Action:

ROI Population (2002): 3,895,337
 ROI Employment (2002): 2,771,791
 Authorized Manpower (2005): 10,628
 Authorized Manpower(2005) / ROI Employment(2002): 0.38%
 Total Estimated Job Change: 140
 Total Estimated Job Change / ROI Employment(2002): 0.01%

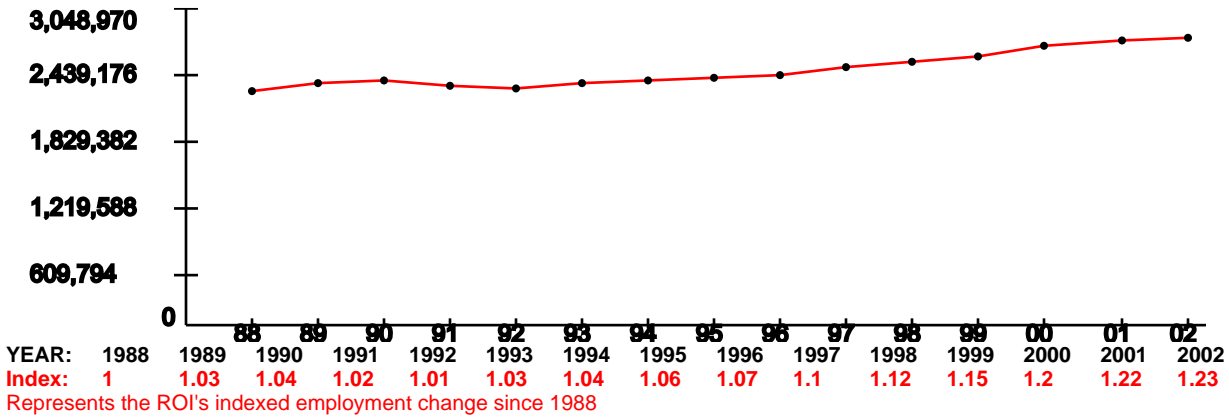
Cumulative Job Change (Gain/Loss) Over Time:



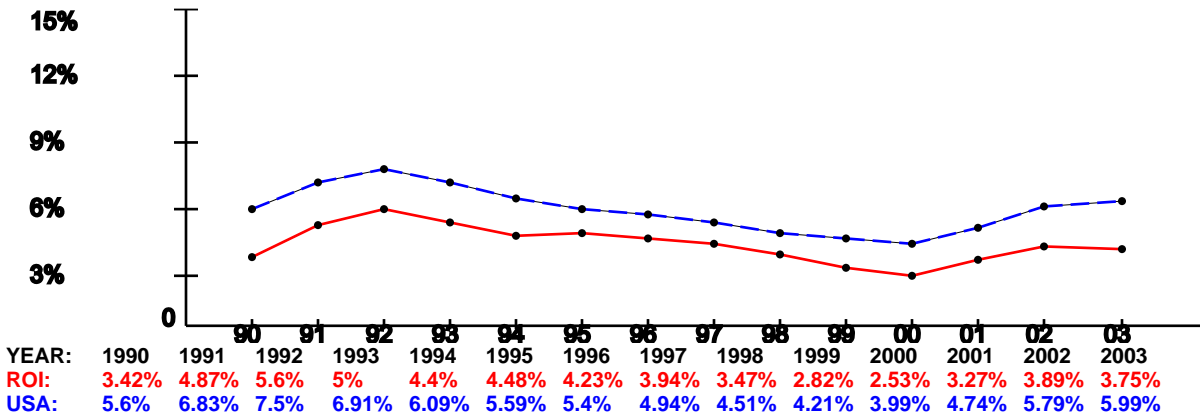
YEAR:	2006	2007	2008	2009	2010	2011
Direct Military:	0	0	0	0	0	0
Direct Civilian:	0	0	0	55	0	0
Direct Student:	0	0	0	0	0	0
Direct Contractor:	0	0	0	26	0	0
Cumulative Direct:	0	0	0	81	81	81
Cum Indir/Induc:	0	0	0	59	59	59
Cumulative Total:	0	0	0	140	140	140

Washington-Arlington-Alexandria, DC-VA-MD-WV Metropolitan Division Trend Data

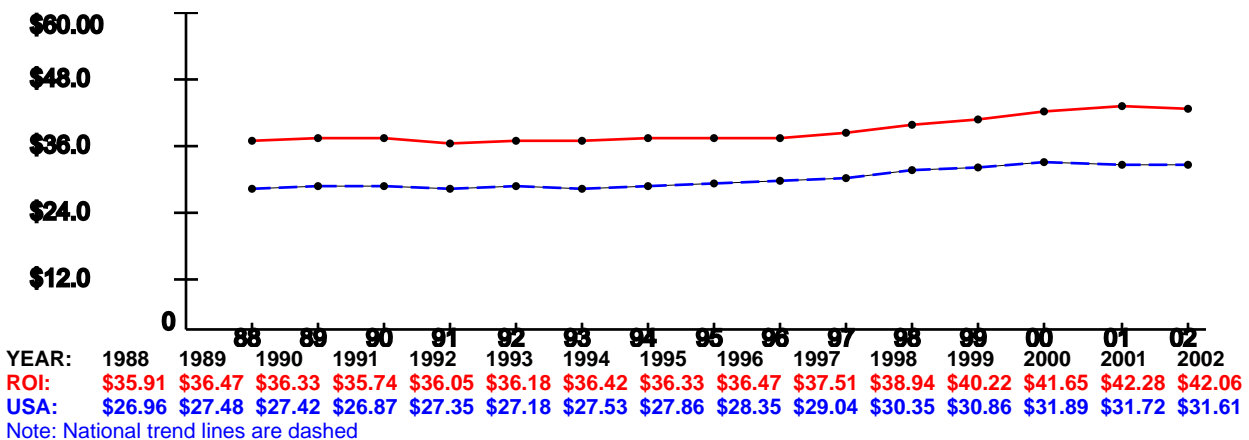
Employment Trend (1988-2002)



Unemployment Percentage Trend (1990-2003)



Per Capita Income x \$1,000 (1988-2002)



Los Angeles AFB, CA

[PROXY FOR LOSING LEASED LOCATION: DSS Western Region, 1 World Trade Center, Long Beach, CA].

Demographics

The following tables provide a short description of the area near the installation/activity. Los Angeles AFB is 6.9 miles from Inglewood, CA, the nearest city with a population of 100,000 or more. The nearest metropolitan statistical area (MSA) is

MSA	Population
Los Angeles-Long Beach, CA PMSA	9,519,338

The following entities comprise the military housing area (MHA):

County/City	Population
Los Angeles	9519338
Orange	2846289
San Bernardino	1709434
Ventura	753197
Total	14,828,258

Child Care

This attribute captures the number of nationally accredited child-care centers within the local community: 153

Cost of Living

Cost of Living provides a relative measure of cost of living in the local community. General Schedule (GS) Locality Pay provides a relative scale to compare local salaries with government salaries and Basic Allowance for Housing (BAH) is an indicator of the local rental market. In-state tuition is an indicator of the support provided by the state for active duty family members to participate in higher-level education opportunities.

Median Household Income	(US Avg \$41,994)	\$42,189	Basis: MSA
Median House Value	(US Avg \$119,600)	\$209,300	
GS Locality Pay	("Rest of US" 10.9%)	20.1%	
O-3 with Dependents BAH Rate		\$2,039	
In-state Tuition for Family Member		Yes	
In-state Tuition Continues if Member PCSs Out of State		No	

Education

This attribute defines the population in local school districts and identifies capacity. The pupil/teacher ratio, graduation rate, percentage of certified teachers and composite SAT I/ACT scores provide a relative quality indicator of education. This attribute also attempts to give communities credit for the potential intellectual capital they provide.

NOTE: “MFR” means a Memorandum For Record is on file at the installation/activity/agency to document problems in obtaining the required information. Reasons for not being able to obtain information may be that the school district refused to provide the information or the school district does not use or track the information.

If the installation/activity/agency has incomplete information from the local school system in order to accurately compute a score in this area, the number of school districts reporting information will be captured in addition to the computed answer.

		Basis
School District(s) Capacity		
Students Enrolled	1,742,873	1 of 1 district
Average Pupil/Teacher Ratio	24.1:1	1 of 1 district
High School Students Enrolled	82,229	1 of 1 district
Average High School Graduation Rate (US Avg 67.3%)	80.7%	1 of 1 district
Average Composite SAT I Score (US Avg 1026)	1012	1 of 1 district
Average ACT Score (US Avg 20.8)	21	1 of 1 district
Available Graduate/PhD Programs	25	
Available Colleges and/or Universities	40	
Available Vocational and/or Technical Schools	35	

Employment

Unemployment and job growth rates provide a relative merit of job availability in the local community. National rates from the Bureau of Labor Statistics are also provided.

The unemployment rates for the last five-years:

	1999	2000	2001	2002	2003
Local Data	5.9%	5.3%	5.7%	6.8%	7.0%
National	4.2%	4.0%	4.7%	5.8%	6.0%
Basis:	1 of 4 counties	1 of 4 counties	1 of 4 counties	1 of 4 counties	1 of 4 counties

The annual job growth rate for the last five-years:

	1999	2000	2001	2002	2003
Local Data	.9%	3.0%	1.9%	-1.2%	.0%
National	1.5%	2.4%	.03%	-.31%	.86%
Basis:	MSA	MSA	MSA	1 of 4 counties	MSA

Housing

This attribute provides an indication of availability of housing, both sales and rental, in the local community. Note: according to the 2000 Census, Vacant Sale and Vacant Rental Units do not equal Total Vacant Housing Units; Total Vacant Housing Units may also include units that are vacant but not on the market for sale or rent.

Total Vacant Housing Units	137,135	Basis: MSA
Vacant Sale Units	28,827	
Vacant Rental Units	61,369	

Medical Providers

This attribute provides an indicator of availability of medical care for military and DoD civilians in the local community. The table reflects the raw number of physicians/beds and ratio of physicians/beds to population.

	# Physicians	# Beds	Population	
Local Community	23,498	22,398	9,519,338	Basis: MSA
Ratio	1:405	1:425		
National Ratio (2003)	1:421.2	1:373.7		

Safety/Crime

The local community's Uniform Crime Reports (UCR) Index for 2002 per 100,000 people and the national UCR based on information from the Federal Bureau of Investigation (FBI) for 2002:

Local UCR	3,998.3	Basis: MSA
National UCR	4,118.8	

Transportation

Distance to an airport shows convenience and availability of airline transportation. Public transportation shows potential for members and DoD civilians to use it to commute to/from work under normal circumstances and for leisure.

Distance from Los Angeles AFB to nearest commercial airport: 3.1 miles
Is Los Angeles AFB served by regularly scheduled public transportation? Yes

Utilities

This attribute identifies a local community's water and sewer systems' ability to receive 1,000 additional people.

Does the local community's water system have the ability to meet an expanded need of an additional 1,000 people moving in the local community? Yes

Does the local community's sewer system have the ability to meet an expanded need of an additional 1,000 people moving in the local community? Yes

FORT MEADE, MD

[PROXY FOR LOSING LEASED LOCATION: (1) DSS Academy, 938 Elkridge Landing, Linthicum, MD; (2) Joint CI Training Academy, 6845 Deerpath Road, Elkridge, MD; (3) DCICD, 6856 Deerpath Road, Elkridge, MD].

Demographics

The following tables provide a short description of the area near the installation/activity. FORT MEADE is 22.6 miles from Baltimore, MD, the nearest city with a population of 100,000 or more. The nearest metropolitan statistical area (MSA) is

MSA	Population
Baltimore MSA	2,552,994

The following entities comprise the military housing area (MHA):

County/City	Population
Anne Arundel	489656
Howard	247842
Prince George's	801515
Total	1,539,013

Child Care

This attribute captures the number of nationally accredited child-care centers within the local community: 3

Cost of Living

Cost of Living provides a relative measure of cost of living in the local community. General Schedule (GS) Locality Pay provides a relative scale to compare local salaries with government salaries and Basic Allowance for Housing (BAH) is an indicator of the local rental market. In-state tuition is an indicator of the support provided by the state for active duty family members to participate in higher-level education opportunities.

Median Household Income	(US Avg \$41,994)	\$49,938	Basis: MSA
Median House Value	(US Avg \$119,600)	\$134,900	
GS Locality Pay	("Rest of US" 10.9%)	10.9%	
O-3 with Dependents BAH Rate		\$1,591	
In-state Tuition for Family Member		No	
In-state Tuition Continues if Member PCSs Out of State			

Education

This attribute defines the population in local school districts and identifies capacity. The pupil/teacher ratio, graduation rate, percentage of certified teachers and composite SAT I/ACT scores provide a relative quality indicator of education. This attribute also attempts to give communities credit for the potential intellectual capital they provide.

NOTE: “MFR” means a Memorandum For Record is on file at the installation/activity/agency to document problems in obtaining the required information. Reasons for not being able to obtain information may be that the school district refused to provide the information or the school district does not use or track the information.

If the installation/activity/agency has incomplete information from the local school system in order to accurately compute a score in this area, the number of school districts reporting information will be captured in addition to the computed answer.

		Basis
School District(s) Capacity	82,781	1 of 1 district
Students Enrolled	74,798	1 of 1 district
Average Pupil/Teacher Ratio	23.0:1	1 of 1 district
High School Students Enrolled	22,710	1 of 1 district
Average High School Graduation Rate (US Avg 67.3%)	83.7%	1 of 1 district
Average Composite SAT I Score (US Avg 1026)	1048	1 of 1 district
Average ACT Score (US Avg 20.8)	22	1 of 1 district
Available Graduate/PhD Programs	22	
Available Colleges and/or Universities	32	
Available Vocational and/or Technical Schools	29	

Employment

Unemployment and job growth rates provide a relative merit of job availability in the local community. National rates from the Bureau of Labor Statistics are also provided.

The unemployment rates for the last five-years:

	1999	2000	2001	2002	2003
Local Data	4.0%	4.4%	4.5%	4.8%	5.1%
National	4.2%	4.0%	4.7%	5.8%	6.0%
Basis:	MSA	MSA	MSA	MSA	MSA

The annual job growth rate for the last five-years:

	1999	2000	2001	2002	2003
Local Data	1.7%	.2%	1.5%	1.1%	-.4%
National	1.5%	2.4%	.03%	-.31%	.86%
Basis:	MSA	MSA	MSA	MSA	MSA

Housing

This attribute provides an indication of availability of housing, both sales and rental, in the local community. Note: according to the 2000 Census, Vacant Sale and Vacant Rental Units do not equal Total Vacant Housing Units; Total Vacant Housing Units may also include units that are vacant but not on the market for sale or rent.

Total Vacant Housing Units	73,975	Basis: MSA
Vacant Sale Units	12,413	
Vacant Rental Units	21,775	

Medical Providers

This attribute provides an indicator of availability of medical care for military and DoD civilians in the local community. The table reflects the raw number of physicians/beds and ratio of physicians/beds to population.

	# Physicians	# Beds	Population	Basis: MSA
Local Community	9,363	6,696	2,552,994	
Ratio	1:273	1:381		
National Ratio (2003)	1:421.2	1:373.7		

Safety/Crime

The local community's Uniform Crime Reports (UCR) Index for 2002 per 100,000 people and the national UCR based on information from the Federal Bureau of Investigation (FBI) for 2002:

Local UCR	5,124.0	Basis: MSA
National UCR	4,118.8	

Transportation

Distance to an airport shows convenience and availability of airline transportation. Public transportation shows potential for members and DoD civilians to use it to commute to/from work under normal circumstances and for leisure.

Distance from FORT MEADE to nearest commercial airport: 9.0 miles
Is FORT MEADE served by regularly scheduled public transportation? No

Utilities

This attribute identifies a local community's water and sewer systems' ability to receive 1,000 additional people.

Does the local community's water system have the ability to meet an expanded need of an additional 1,000 people moving in the local community? Yes

Does the local community's sewer system have the ability to meet an expanded need of an additional 1,000 people moving in the local community? Yes

DSS - Defense Security Service, Columbus, OH

[PROXY FOR LOSING LEASED LOCATION: 2780 Airport Drive, Columbus, OH (DSS Northeast)].

Demographics

The following tables provide a short description of the area near the installation/activity. Defense Security Service, Columbus is within Columbus, OH, the nearest city with a population of 100,000 or more. The nearest metropolitan statistical area (MSA) is

MSA	Population
Columbus, OH	1,540,157

The following entities comprise the military housing area (MHA):

County/City	Population
Franklin	1068978
Total	1,068,978

Child Care

This attribute captures the number of nationally accredited child-care centers within the local community: 35

Cost of Living

Cost of Living provides a relative measure of cost of living in the local community. General Schedule (GS) Locality Pay provides a relative scale to compare local salaries with government salaries and Basic Allowance for Housing (BAH) is an indicator of the local rental market. In-state tuition is an indicator of the support provided by the state for active duty family members to participate in higher-level education opportunities.

Median Household Income	(US Avg \$41,994)	\$44,782	Basis: MSA
Median House Value	(US Avg \$119,600)	\$120,900	
GS Locality Pay	("Rest of US" 10.9%)	13.1%	
O-3 with Dependents BAH Rate		\$1,056	
In-state Tuition for Family Member		Yes	
In-state Tuition Continues if Member PCSs Out of State		Yes	

Education

This attribute defines the population in local school districts and identifies capacity. The pupil/teacher ratio, graduation rate, percentage of certified teachers and composite SAT I/ACT scores provide a relative quality indicator of education. This attribute also attempts to give communities credit for the potential intellectual capital they provide.

NOTE: “MFR” means a Memorandum For Record is on file at the installation/activity/agency to document problems in obtaining the required information. Reasons for not being able to obtain information may be that the school district refused to provide the information or the school district does not use or track the information.

If the installation/activity/agency has incomplete information from the local school system in order to accurately compute a score in this area, the number of school districts reporting information will be captured in addition to the computed answer.

		Basis
School District(s) Capacity	80,000	1 of 1 district
Students Enrolled	62,000	1 of 1 district
Average Pupil/Teacher Ratio	17.9:1	1 of 1 district
High School Students Enrolled	15,500	1 of 1 district
Average High School Graduation Rate (US Avg 67.3%)	90.3%	1 of 1 district
Average Composite SAT I Score (US Avg 1026)	1020	1 of 1 district
Average ACT Score (US Avg 20.8)	21	1 of 1 district
Available Graduate/PhD Programs	6	
Available Colleges and/or Universities	17	
Available Vocational and/or Technical Schools	15	

Employment

Unemployment and job growth rates provide a relative merit of job availability in the local community. National rates from the Bureau of Labor Statistics are also provided.

The unemployment rates for the last five-years:

	1999	2000	2001	2002	2003
Local Data	2.6%	2.5%	2.7%	4.4%	4.9%
National	4.2%	4.0%	4.7%	5.8%	6.0%
Basis:	MSA	MSA	MSA	MSA	MSA

The annual job growth rate for the last five-years:

	1999	2000	2001	2002	2003
Local Data	2.5%	1.9%	3.3%	.8%	.8%
National	1.5%	2.4%	.03%	-.31%	.86%
Basis:	MSA	MSA	MSA	MSA	MSA

Housing

This attribute provides an indication of availability of housing, both sales and rental, in the local community. Note: according to the 2000 Census, Vacant Sale and Vacant Rental Units do not equal Total Vacant Housing Units; Total Vacant Housing Units may also include units that are vacant but not on the market for sale or rent.

Total Vacant Housing Units	42,310	Basis: MSA
Vacant Sale Units	8,043	
Vacant Rental Units	20,605	

Medical Providers

This attribute provides an indicator of availability of medical care for military and DoD civilians in the local community. The table reflects the raw number of physicians/beds and ratio of physicians/beds to population.

	# Physicians	# Beds	Population	Basis: MSA
Local Community	3,693	3,365	1,540,157	
Ratio	1:417	1:458		
National Ratio (2003)	1:421.2	1:373.7		

Safety/Crime

The local community's Uniform Crime Reports (UCR) Index for 2002 per 100,000 people and the national UCR based on information from the Federal Bureau of Investigation (FBI) for 2002:

Local UCR	66,261.0	Basis: MSA
National UCR	4,118.8	

Transportation

Distance to an airport shows convenience and availability of airline transportation. Public transportation shows potential for members and DoD civilians to use it to commute to/from work under normal circumstances and for leisure.

Distance from Defense Security Service, Columbus to nearest commercial airport: 2.0 miles

Is Defense Security Service, Columbus served by regularly scheduled public transportation? Yes

Utilities

This attribute identifies a local community's water and sewer systems' ability to receive 1,000 additional people.

Does the local community's water system have the ability to meet an expanded need of an additional 1,000 people moving in the local community? Yes

Does the local community's sewer system have the ability to meet an expanded need of an additional 1,000 people moving in the local community? Yes

DSS - Defense Security Service, VA

[PROXY FOR LOSING LEASED LOCATION: 1340 Braddock Place, Alexandria, VA (DSS HQ)].

Demographics

The following tables provide a short description of the area near the installation/activity. Defense Security Service is 7 miles from Washington, DC, the nearest city with a population of 100,000 or more. The nearest metropolitan statistical area (MSA) is

MSA	Population
Washinbgton_Baltimore, DC-MD-VA-WV	7,608,070

The following entities comprise the military housing area (MHA):

County/City	Population
Alexandria City	128283
Total	128,283

Child Care

This attribute captures the number of nationally accredited child-care centers within the local community: 17

Cost of Living

Cost of Living provides a relative measure of cost of living in the local community. General Schedule (GS) Locality Pay provides a relative scale to compare local salaries with government salaries and Basic Allowance for Housing (BAH) is an indicator of the local rental market. In-state tuition is an indicator of the support provided by the state for active duty family members to participate in higher-level education opportunities.

Median Household Income	(US Avg \$41,994)	\$57,291	Basis: MSA
Median House Value	(US Avg \$119,600)	\$161,600	
GS Locality Pay	("Rest of US" 10.9%)	.1%	
O-3 with Dependents BAH Rate		\$2,006	
In-state Tuition for Family Member		Yes	
In-state Tuition Continues if Member PCSs Out of State		No	

Education

This attribute defines the population in local school districts and identifies capacity. The pupil/teacher ratio, graduation rate, percentage of certified teachers and composite SAT I/ACT scores provide a relative quality indicator of education. This attribute also attempts to give communities credit for the potential intellectual capital they provide.

NOTE: “MFR” means a Memorandum For Record is on file at the installation/activity/agency to document problems in obtaining the required information. Reasons for not being able to obtain information may be that the school district refused to provide the information or the school district does not use or track the information.

If the installation/activity/agency has incomplete information from the local school system in order to accurately compute a score in this area, the number of school districts reporting information will be captured in addition to the computed answer.

		Basis
School District(s) Capacity	11,415	1 of 1 district
Students Enrolled	10,979	1 of 1 district
Average Pupil/Teacher Ratio	8.0:1	1 of 1 district
High School Students Enrolled	2,709	1 of 1 district
Average High School Graduation Rate (US Avg 67.3%)	92.0%	1 of 1 district
Average Composite SAT I Score (US Avg 1026)	988	1 of 1 district
Average ACT Score (US Avg 20.8)		1 of 1 district
Available Graduate/PhD Programs	13	
Available Colleges and/or Universities	7	
Available Vocational and/or Technical Schools	16	

Employment

Unemployment and job growth rates provide a relative merit of job availability in the local community. National rates from the Bureau of Labor Statistics are also provided.

The unemployment rates for the last five-years:

	1999	2000	2001	2002	2003
Local Data	2.3%	1.5%	2.6%	3.3%	2.7%
National	4.2%	4.0%	4.7%	5.8%	6.0%
Basis:	1 of 1 county	1 of 1 county	1 of 1 county	1 of 1 county	1 of 1 county

The annual job growth rate for the last five-years:

	1999	2000	2001	2002	2003
Local Data	1.4%	4.9%	.0%	-2.1%	1.4%
National	1.5%	2.4%	.03%	-.31%	.86%
Basis:	1 of 1 county	1 of 1 county	1 of 1 county	1 of 1 county	1 of 1 county

Housing

This attribute provides an indication of availability of housing, both sales and rental, in the local community. Note: according to the 2000 Census, Vacant Sale and Vacant Rental Units do not equal Total Vacant Housing Units; Total Vacant Housing Units may also include units that are vacant but not on the market for sale or rent.

Total Vacant Housing Units	171,798	Basis: MSA
Vacant Sale Units	32,444	
Vacant Rental Units	52,706	

Medical Providers

This attribute provides an indicator of availability of medical care for military and DoD civilians in the local community. The table reflects the raw number of physicians/beds and ratio of physicians/beds to population.

	# Physicians	# Beds	Population	
Local Community	477	330	128,283	Basis: 1 of 1 county
Ratio	1:269	1:389		
National Ratio (2003)	1:421.2	1:373.7		

Safety/Crime

The local community's Uniform Crime Reports (UCR) Index for 2002 per 100,000 people and the national UCR based on information from the Federal Bureau of Investigation (FBI) for 2002:

Local UCR	5,165.0	Basis: 1 of 1 county
National UCR	4,118.8	

Transportation

Distance to an airport shows convenience and availability of airline transportation. Public transportation shows potential for members and DoD civilians to use it to commute to/from work under normal circumstances and for leisure.

Distance from Defense Security Service to nearest commercial airport: 5.0 miles
Is Defense Security Service served by regularly scheduled public transportation? Yes

Utilities

This attribute identifies a local community's water and sewer systems' ability to receive 1,000 additional people.

Does the local community's water system have the ability to meet an expanded need of an additional 1,000 people moving in the local community? Yes

Does the local community's sewer system have the ability to meet an expanded need of an additional 1,000 people moving in the local community? Yes

DLA - Business Systems Modernization, Crystal Plaza 5, ARLINGTON, VA, VA

PROXY FOR LOSING CIFA LEASED LOCATIONS:

- (1) 1919 South Eads Street; Arlington, VA
- (2) 1801 South Bell Street; Arlington, VA
- (3) Crystal Square 2, 1725 Jefferson Davis Highway, Arlington, VA
- (4) Crystal Square 4, 1745 Jefferson Davis Highway, Arlington, VA
- (5) 251 18th Street South; Arlington, VA

Demographics

The following tables provide a short description of the area near the installation/activity. Business Systems Modernization, Crystal Plaza 5, ARLINGTON, VA is within Arlington, VA, the nearest city with a population of 100,000 or more. The nearest metropolitan statistical area (MSA) is

MSA	Population
Washington-Baltimore, DC--MD--VA--WV CMSA	7,608,070

The following entities comprise the military housing area (MHA):

County/City	Population
Arlington	189,453
Total	189,453

Child Care

This attribute captures the number of nationally accredited child-care centers within the local community: 7

Cost of Living

Cost of Living provides a relative measure of cost of living in the local community. General Schedule (GS) Locality Pay provides a relative scale to compare local salaries with government salaries and Basic Allowance for Housing (BAH) is an indicator of the local rental market. In-state tuition is an indicator of the support provided by the state for active duty family members to participate in higher-level education opportunities.

Median Household Income	(US Avg \$41,994)	\$57,291	Basis: MSA
Median House Value	(US Avg \$119,600)	\$157,400	
GS Locality Pay	("Rest of US" 10.9%)	14.6%	

O-3 with Dependents BAH Rate	\$2,006	
In-state Tuition for Family Member	No	
In-state Tuition Continues if Member PCSs Out of State	No	

Education

This attribute defines the population in local school districts and identifies capacity. The pupil/teacher ratio, graduation rate, percentage of certified teachers and composite SAT I/ACT scores provide a relative quality indicator of education. This attribute also attempts to give communities credit for the potential intellectual capital they provide.

NOTE: “MFR” means a Memorandum For Record is on file at the installation/activity/agency to document problems in obtaining the required information. Reasons for not being able to obtain information may be that the school district refused to provide the information or the school district does not use or track the information.

If the installation/activity/agency has incomplete information from the local school system in order to accurately compute a score in this area, the number of school districts reporting information will be captured in addition to the computed answer.

		Basis
School District(s) Capacity	19,461	1 of 1 district
Students Enrolled	18,839	1 of 1 district
Average Pupil/Teacher Ratio	19.5:1	1 of 1 district
High School Students Enrolled	5,389	1 of 1 district
Average High School Graduation Rate (US Avg 67.3%)	87.0%	1 of 1 district
Average Composite SAT I Score (US Avg 1026)	1079	1 of 1 district
Average ACT Score (US Avg 20.8)		1 of 1 district
Available Graduate/PhD Programs	7	
Available Colleges and/or Universities	3	
Available Vocational and/or Technical Schools	0	

Employment

Unemployment and job growth rates provide a relative merit of job availability in the local community. National rates from the Bureau of Labor Statistics are also provided.

The unemployment rates for the last five-years:

	1999	2000	2001	2002	2003
--	------	------	------	------	------

Local Data	2.6%	2.4%	3.1%	3.7%	3.5%
National	4.2%	4.0%	4.7%	5.8%	6.0%
Basis:	MSA	MSA	MSA	MSA	MSA

The annual job growth rate for the last five-years:

	1999	2000	2001	2002	2003
Local Data	3.3%	3.0%	1.6%	.9%	1.0%
National	1.5%	2.4%	.03%	-.31%	.86%
Basis:	MSA	MSA	MSA	MSA	MSA

Housing

This attribute provides an indication of availability of housing, both sales and rental, in the local community. Note: according to the 2000 Census, Vacant Sale and Vacant Rental Units do not equal Total Vacant Housing Units; Total Vacant Housing Units may also include units that are vacant but not on the market for sale or rent.

Total Vacant Housing Units	171,798	Basis: MSA
Vacant Sale Units	32,444	
Vacant Rental Units	52,706	

Medical Providers

This attribute provides an indicator of availability of medical care for military and DoD civilians in the local community. The table reflects the raw number of physicians/beds and ratio of physicians/beds to population.

	# Physicians	# Beds	Population	Basis: MSA
Local Community	15,424	8,574	7,608,070	
Ratio	1:493	1:887		
National Ratio (2003)	1:421.2	1:373.7		

Safety/Crime

The local community's Uniform Crime Reports (UCR) Index for 2002 per 100,000 people and the national UCR based on information from the Federal Bureau of Investigation (FBI) for 2002:

Local UCR	4,047.1	Basis: MSA
National UCR	4,118.8	

Transportation

Distance to an airport shows convenience and availability of airline transportation. Public transportation shows potential for members and DoD civilians to use it to commute to/from work under normal circumstances and for leisure.

Distance from Business Systems Modernization, Crystal Plaza 5, ARLINGTON, VA to nearest commercial airport: 1.5 miles

Is Business Systems Modernization, Crystal Plaza 5, ARLINGTON, VA served by regularly scheduled public transportation? Yes

Utilities

This attribute identifies a local community's water and sewer systems' ability to receive 1,000 additional people.

Does the local community's water system have the ability to meet an expanded need of an additional 1,000 people moving in the local community? Yes

Does the local community's sewer system have the ability to meet an expanded need of an additional 1,000 people moving in the local community? Yes

CG_MCB_QUANTICO_VA, VA

[GAINING INSTALLATION]

Demographics

The following tables provide a short description of the area near the installation/activity. CG_MCB_QUANTICO_VA is 27 miles from Alexandria, VA, the nearest city with a population of 100,000 or more. The nearest metropolitan statistical area (MSA) is

MSA	Population
Washington, DC-MD-VA-WV PMSA	4,923,153

The following entities comprise the military housing area (MHA):

County/City	Population
Manassas City	35135
Prince William	280813
Spotsylvania	90395
Stafford	92446
Total	498,789

Child Care

This attribute captures the number of nationally accredited child-care centers within the local community: 16

Cost of Living

Cost of Living provides a relative measure of cost of living in the local community. General Schedule (GS) Locality Pay provides a relative scale to compare local salaries with government salaries and Basic Allowance for Housing (BAH) is an indicator of the local rental market. In-state tuition is an indicator of the support provided by the state for active duty family members to participate in higher-level education opportunities.

Median Household Income	(US Avg \$41,994)	\$62,216	Basis: MSA
Median House Value	(US Avg \$119,600)	\$178,900	
GS Locality Pay	("Rest of US" 10.9%)	14.6%	
O-3 with Dependents BAH Rate		\$1,542	
In-state Tuition for Family Member		No	
In-state Tuition Continues if Member PCSs Out of State		No	

Education

This attribute defines the population in local school districts and identifies capacity. The pupil/teacher ratio, graduation rate, percentage of certified teachers and composite SAT I/ACT scores provide a relative quality indicator of education. This attribute also attempts to give communities credit for the potential intellectual capital they provide.

NOTE: “MFR” means a Memorandum For Record is on file at the installation/activity/agency to document problems in obtaining the required information. Reasons for not being able to obtain information may be that the school district refused to provide the information or the school district does not use or track the information.

If the installation/activity/agency has incomplete information from the local school system in order to accurately compute a score in this area, the number of school districts reporting information will be captured in addition to the computed answer.

		Basis
School District(s) Capacity	85,187	2 of 2 districts
Students Enrolled	84,618	2 of 2 districts
Average Pupil/Teacher Ratio	16.0:1	2 of 2 districts
High School Students Enrolled	23,903	2 of 2 districts
Average High School Graduation Rate (US Avg 67.3%)	85.0%	2 of 2 districts
Average Composite SAT I Score (US Avg 1026)	1021	2 of 2 districts
Average ACT Score (US Avg 20.8)		2 of 2 districts
Available Graduate/PhD Programs	9	
Available Colleges and/or Universities	3	
Available Vocational and/or Technical Schools	5	

Employment

Unemployment and job growth rates provide a relative merit of job availability in the local community. National rates from the Bureau of Labor Statistics are also provided.

The unemployment rates for the last five-years:

	1999	2000	2001	2002	2003
Local Data	2.6%	2.4%	3.1%	3.7%	3.5%
National	4.2%	4.0%	4.7%	5.8%	6.0%
Basis:	MSA	MSA	MSA	MSA	MSA

The annual job growth rate for the last five-years:

	1999	2000	2001	2002	2003
Local Data	3.3%	3.0%	1.4%	1.0%	1.0%
National	1.5%	2.4%	.03%	-.31%	.86%
Basis:	MSA	MSA	MSA	MSA	MSA

Housing

This attribute provides an indication of availability of housing, both sales and rental, in the local community. Note: according to the 2000 Census, Vacant Sale and Vacant Rental Units do not equal Total Vacant Housing Units; Total Vacant Housing Units may also include units that are vacant but not on the market for sale or rent.

Total Vacant Housing Units	945,777	Basis: MSA
Vacant Sale Units	19,464	
Vacant Rental Units	29,918	

Medical Providers

This attribute provides an indicator of availability of medical care for military and DoD civilians in the local community. The table reflects the raw number of physicians/beds and ratio of physicians/beds to population.

	# Physicians	# Beds	Population	Basis: MSA
Local Community	9,031	15,667	4,923,153	
Ratio	1:545	1:314		
National Ratio (2003)	1:421.2	1:373.7		

Safety/Crime

The local community's Uniform Crime Reports (UCR) Index for 2002 per 100,000 people and the national UCR based on information from the Federal Bureau of Investigation (FBI) for 2002:

Local UCR	4,047.1	Basis: MSA
National UCR	4,118.8	

Transportation

Distance to an airport shows convenience and availability of airline transportation. Public transportation shows potential for members and DoD civilians to use it to commute to/from work under normal circumstances and for leisure.

Distance from CG_MCB_QUANTICO_VA to nearest commercial airport: 29.0 miles
 Is CG_MCB_QUANTICO_VA served by regularly scheduled public transportation?
 Yes

Utilities

This attribute identifies a local community's water and sewer systems' ability to receive 1,000 additional people.

Does the local community's water system have the ability to meet an expanded need of an additional 1,000 people moving in the local community? Yes

Does the local community's sewer system have the ability to meet an expanded need of an additional 1,000 people moving in the local community? Yes

FORT MCPHERSON, GA

[PROXY FOR LOSING LEASED LOCATION: DSS Southern Region, 2300 Lake Park Drive, Smyrna, GA].

Demographics

The following tables provide a short description of the area near the installation/activity. FORT MCPHERSON is within Atlanta, GA, the nearest city with a population of 100,000 or more. The nearest metropolitan statistical area (MSA) is

MSA	Population
ATLANTA MSA	4,112,198

The following entities comprise the military housing area (MHA):

County/City	Population
Carroll	87268
Cherokee	141903
Clayton	236517
Cobb	607751
Dekalb	685865
Douglas	92174
Fayette	91263
Fulton	816006
Gwinnett	588488
Henry	119341
Ogelthorpe	12635
Rockdale	70111
Total	3,549,322

Child Care

This attribute captures the number of nationally accredited child-care centers within the local community: 96

Cost of Living

Cost of Living provides a relative measure of cost of living in the local community. General Schedule (GS) Locality Pay provides a relative scale to compare local salaries with government salaries and Basic Allowance for Housing (BAH) is an indicator of the local rental market. In-state tuition is an indicator of the support provided by the state for active duty family members to participate in higher-level education opportunities.

Median Household Income	(US Avg \$41,994)	\$51,948	Basis:
-------------------------	-------------------	----------	--------

Median House Value	(US Avg \$119,600)	\$135,300	MSA
GS Locality Pay	("Rest of US" 10.9%)	12.6%	
O-3 with Dependents BAH Rate		\$1,385	
In-state Tuition for Family Member		Yes	
In-state Tuition Continues if Member PCSs Out of State			

Education

This attribute defines the population in local school districts and identifies capacity. The pupil/teacher ratio, graduation rate, percentage of certified teachers and composite SAT I/ACT scores provide a relative quality indicator of education. This attribute also attempts to give communities credit for the potential intellectual capital they provide.

NOTE: "MFR" means a Memorandum For Record is on file at the installation/activity/agency to document problems in obtaining the required information. Reasons for not being able to obtain information may be that the school district refused to provide the information or the school district does not use or track the information.

If the installation/activity/agency has incomplete information from the local school system in order to accurately compute a score in this area, the number of school districts reporting information will be captured in addition to the computed answer.

		Basis
School District(s) Capacity	149,188	10 of 10 districts
Students Enrolled	137,545	10 of 10 districts
Average Pupil/Teacher Ratio	15.3:1	10 of 10 districts
High School Students Enrolled	137,545	10 of 10 districts
Average High School Graduation Rate (US Avg 67.3%)	86.2%	10 of 10 districts
Average Composite SAT I Score (US Avg 1026)	1023	10 of 10 districts
Average ACT Score (US Avg 20.8)	26	10 of 10 districts
Available Graduate/PhD Programs	26.23	
Available Colleges and/or Universities	40.38	
Available Vocational and/or Technical Schools	25.24	

Employment

Unemployment and job growth rates provide a relative merit of job availability in the local community. National rates from the Bureau of Labor Statistics are also provided.

The unemployment rates for the last five-years:

	1999	2000	2001	2002	2003
Local Data	3.1%	2.9%	3.5%	5.3%	4.9%
National	4.2%	4.0%	4.7%	5.8%	6.0%
Basis:	MSA	MSA	MSA	MSA	MSA

The annual job growth rate for the last five-years:

	1999	2000	2001	2002	2003
Local Data	3.0%	3.2%	-.4%	.2%	3.1%
National	1.5%	2.4%	.03%	-.31%	.86%
Basis:	MSA	MSA	MSA	MSA	MSA

Housing

This attribute provides an indication of availability of housing, both sales and rental, in the local community. Note: according to the 2000 Census, Vacant Sale and Vacant Rental Units do not equal Total Vacant Housing Units; Total Vacant Housing Units may also include units that are vacant but not on the market for sale or rent.

Total Vacant Housing Units	84,697	Basis: MSA
Vacant Sale Units	20,964	
Vacant Rental Units	36,004	

Medical Providers

This attribute provides an indicator of availability of medical care for military and DoD civilians in the local community. The table reflects the raw number of physicians/beds and ratio of physicians/beds to population.

	# Physicians	# Beds	Population	Basis: MSA
Local Community	9,916	7,749	4,112,198	
Ratio	1:415	1:531		
National Ratio (2003)	1:421.2	1:373.7		

Safety/Crime

The local community's Uniform Crime Reports (UCR) Index for 2002 per 100,000 people and the national UCR based on information from the Federal Bureau of Investigation (FBI) for 2002:

Local UCR	4,638.0	Basis: MSA
National UCR	4,118.8	

Transportation

Distance to an airport shows convenience and availability of airline transportation. Public transportation shows potential for members and DoD civilians to use it to commute to/from work under normal circumstances and for leisure.

Distance from FORT MCPHERSON to nearest commercial airport: 13.0 miles

Is FORT MCPHERSON served by regularly scheduled public transportation? Yes

Utilities

This attribute identifies a local community's water and sewer systems' ability to receive 1,000 additional people.

Does the local community's water system have the ability to meet an expanded need of an additional 1,000 people moving in the local community? Yes

Does the local community's sewer system have the ability to meet an expanded need of an additional 1,000 people moving in the local community? Yes



DEPARTMENT OF THE NAVY

OFFICE OF THE SECRETARY
1000 NAVY PENTAGON
WASHINGTON, DC 20350-1000

25 February 2005

MEMORANDUM FOR CHAIR, HEADQUARTERS AND SUPPORT ACTIVITIES JOINT
CROSS SERVICE GROUP

Subj: REQUEST FOR SUMMARY OF SCENARIO ENVIRONMENTAL IMPACTS (SSEIs)

Ref: (a) HSA request ltr of 23 FEB 05 Re: HSA-0131

Encl: (1) SSEI for HSA-0131

Per Memorandum, Acting Under Secretary of Defense (Acquisition, Technology & Logistics) and Chairman, Infrastructure Steering Group, dated December 7, 2004, Subject: Transformation Through Base Realignment and Closure (BRAC 2005) Policy Memorandum Four-Selection Criteria 7 and 8 and your request, reference (a), enclosures (1) is provided.

Each document was compiled by our environmental staff based on certified data for the Department of the Navy installations involved in the scenarios. The data continues to be reviewed and refreshed. If we discover changes, which alter our environmental analysis, we will notify you accordingly. If you have any questions or require any additional information, please feel free to contact my point of contact CDR Margy Carlson JAGC, USN at (703) 602-6528.

A handwritten signature in black ink, appearing to read "Anne Rathmell Davis".

Anne Rathmell Davis
Special Assistant to the Secretary of the Navy
for Base Realignment and Closure

Summary of Scenario Environmental Impacts

HSA scenario, HSA-0131 (DON installations only)

Action: Consolidate Defense Security Service (DSS) and Defense Counterintelligence Field Activity (CIFA) at Marine Corps Base Quantico, VA (Issued in DONBITS as HSA-0072A on 15 Feb 05).

The intent of this scenario is to close leased space in Alexandria and Arlington, VA, and Linthicum, MD; and realign leased space in Arlington, VA; Columbus, OH; Smyrna, GA, Long Beach, CA; Elkridge, MD, and Colorado Springs, CO, by disestablishing Defense Security Service and Defense Counterintelligence Field Activity (CIFA) and consolidating them under a newly created organization, e.g., DoD Counterintelligence and Security Agency, at Marine Corps Base Quantico, VA. This co-location is assumed to require approximately 329,905 GSF administrative space at Marine Corps Base Quantico based on a planning factor of 200 GSF per person. Receiving activities should use existing available space before the need for new MILCON.

General Environmental Impacts

Environmental Resource Area	Various as Described Above (Activities Realigned – Leased Space)	Marine Corps Base Quantico (Installation Gaining Function)
Air Quality	No impact.	Marine Corps Base Quantico, VA is in severe non-attainment for Ozone (1 hr) and is proposed to be in non-attainment for Ozone (8 hour). Per installation, some permit changes are required. A conformity determination may be required. Need to evaluate the impact of additional mobile emission sources (vehicles) on air quality.
Cultural/Archeological/Tribal Resources	No impact.	No impact.
Dredging	No impact.	No impact.
Land Use Constraints/Sensitive Resource Areas	No impact.	Installation has Military Munitions Response Areas. No impact.

Marine Mammals/Marine Resources/ Marine Sanctuaries	No impact.	No impact.
Noise	No impact.	No impact.
Threatened& Endangered Species/Critical Habitat	No impact.	Installation has TES. No impact.
Waste Management	No impact.	No impact.
Water Resources	No impact.	No impact.
Wetlands	No impact.	Installation has 6.5% of total acres restricted by wetlands. No impact.

Impacts of Costs

Selection Criterion 8 Environmental Points	Various as Described Above (Activities Realigned- Leased Space)	Marine Corps Base Quantico (Installation Gaining Function)
Environmental Restoration	No DERA program for activities in leased space.	DERA costs: spent \$48M thru FY03; CTC at \$29M.
Waste Management	None.	None.
Environmental Compliance	None.	NEPA – Installation estimates a one-time \$175K cost for NEPA documentation and a one-time fee of \$29.6K for increasing permit limits.

Other Environmental Considerations

For those scenarios where the losing installation is leased property, the scenario proponent may assume, absent data to the contrary, that the owner of that property will continue to lease it for similar purposes, and as such, departing such leased location will not adversely impact the environment. Furthermore, the owner of the leased property will become responsible for all environmental restoration, waste management, and environmental compliance at the leased location upon termination of the lease, the scenario proponent may assume that the closure or realignment scenario will not result in costs related to environmental restoration, waste management, and environmental compliance, unless the lease expressly requires such activities before the lease may be terminated (in which case these costs should be included in the summary). Absent any such lease requirements, the scenario proponent need only request that a summary of Scenario Environmental Impacts be completed by the Military Department or DLA for the gaining installation.

Based on the above guidance, the following leased locations for Counterintelligence Field Activity and Defense Security Service leased locations do not have Criterion 8 reports:

1. 1340 Braddock Place, Alexandria, VA
2. 1919 South Eads Street; Arlington, VA
3. 1801 South Bell Street; Arlington, VA
4. Crystal Square 2, 1725 Jefferson Davis Highway, Arlington, VA
5. Crystal Square 4, 1745 Jefferson Davis Highway, Arlington, VA
6. 251 18th Street South; Arlington, VA
7. 938 Elkridge Landing, Linthicum, MD
8. 6845 Deerpath Road, Elkridge, MD
9. 6856 Deerpath Road, Elkridge, MD
10. 1 World Trade Center, Long Beach, CA
11. 2300 Lake Park Drive, Smyrna, GA
12. 2780 Airport Drive, Columbus, OH