

### **RC Transformation in New York**

**Recommendation:** Close the United States Army Reserve Center, Stewart-Newburg, New York and relocate units to a new Armed Forces Reserve Center on Stewart Army Sub Post adjacent to Stewart Air National Guard Base, New York. The new AFRC shall have the capability to accommodate New York National Guard units from the Readiness Center at Newburg, New York, if the State of New York decides to relocate those National Guard units.

Close the United States Army Reserve Center and Army Maintenance Support Activity, Niagara Falls, New York and construct a new Armed Forces Reserve Center on the existing site in Niagara Falls, New York. The New AFRC shall have the capability to accommodate the NY National Guard units from the Niagara Falls Readiness Center, if the state of New York decides to relocate those National Guard units.

Close the BG Theodore Roosevelt United States Army Reserve Center, Uniondale, New York, the Amityville Armed Forces Reserve Center (Army Reserve and Marine Corps Reserve), Amityville, New York, and re-locate units into a new Armed Forces Reserve Center with an Organizational Maintenance Shop on federal property licensed to the New York Army National Guard in Farmingdale, New York. The new AFRC shall have the capability to accommodate New York National Guard units from the following New York Army National Guard Readiness Centers: Bayshore, Freeport, Huntington Station, Patchogue and Riverhead, and Organizational Maintenance Shop 21, Bayshore, New York, if the State of New York decides to relocate those National Guard units.

**Justification:** This recommendation transforms Reserve Component facilities throughout the State of New York. The implementation of this recommendation will enhance military value, improve homeland defense capability, greatly improve training and deployment capability, create significant efficiencies and cost savings, and is consistent with the Army's force structure plans and Army transformational objectives.

This recommendation is the result of a state-wide analysis of Reserve Component installations and facilities conducted by a team of functional experts from Headquarters, Department of the Army, the Office of the State Adjutant General, and the Army Reserve Regional Readiness Command.

This recommendation closes four Army Reserve centers and constructs three multi-component, multi-functional Armed Forces Reserve Centers (AFRCs), throughout the State of New York, capable of accommodating National Guard and Reserve units. This recommendation reduces military manpower and associated costs for maintaining existing facilities by collapsing three geographically separated facilities into three modern Armed Forces Reserve Centers. These joint use facilities will significantly reduce operating costs and create improved business processes. The Department understands that the State of New York will close six New York Army Guard Armories: Niagara Falls, Bayshore, Freeport, Huntington Station, Patchogue and Riverhead, and Organizational Maintenance Shop 21 Bayshore, New York. The Armed Forces Reserve Centers will

have the capability to accommodate these units if the State decides to relocate the units from these closed facilities into the new AFRCs.

The implementation of this recommendation and creation of these new AFRCs will enhance military value, improve homeland defense capability, greatly improve training and deployment capability, create significant efficiencies and cost savings, and is consistent with the Army's force structure plans and Army transformational objectives.

This recommendation considered feasible locations within the demographic and geographic areas of the closing facilities and affected units. The sites selected were determined as the best locations because they optimize the Reserve Components ability to recruit and retain Reserve Component soldiers and to train and mobilize units impacted by this recommendation.

This recommendation provides the opportunity for other Local, State, or Federal organizations to partner with the Reserve Components to enhance Homeland Security and Homeland Defense at a reduced cost to those agencies.

Although not captured in the COBRA analysis, this recommendation avoids an estimated \$81,550,856 in mission facility renovation costs and procurement avoidances associated with meeting AT/FP construction standards and altering existing facilities to meet unit training and communications requirements. Consideration of these avoided costs would reduce costs and increase the net savings to the Department of Defense in the 6-year BRAC implementation period, and in the 20-year period used to calculate NPV.

**Payback:** The total estimated one-time cost to the Department of Defense to implement this recommendation is \$103.8M. The net of all costs and savings to the Department of Defense during the implementation period is a cost of \$88.5M. Annual recurring savings to the Department after implementation are \$4.0M with a payback expected in 47 years. The net present value of the costs and savings to the Department over 20 years is a cost of \$46.5M.

**Economic Impact on Communities:** Assuming no economic recovery, this recommendation could result in a maximum potential reduction of 37 jobs (28 direct and 9 indirect jobs) over the 2006 – 2011 period in the Nassau-Suffolk County metropolitan area, which is less than 0.1 percent of economic area employment.

Assuming no economic recovery, this recommendation could result in a maximum potential reduction of 1 job (1 direct and 0 indirect jobs) over the 2006 – 2011 period in the Buffalo-Niagara Falls, NY metropolitan area, which is less than 0.1 percent of economic area employment.

The aggregate economic impact of all recommended actions on these economic regions of influence was considered and is at Appendix B of Volume I.

**Community Infrastructure Assessment:** A review of the community attributes revealed no significant issues regarding the ability of the infrastructure of the communities to support missions, forces, and personnel. There are no known community infrastructure impediments to implementation of all recommendations affecting the installations in this recommendation.

**Environmental Impact:** This recommendation has no impact on air quality, cultural, archeological, or tribal resources; dredging; land use constraints or sensitive resource areas; marine mammals, resources, or sanctuaries; noise; threatened and endangered species or critical habitat; waste management; water resources; or wetlands. This recommendation will require spending approximately \$0.1M for waste management and/or environmental compliance activities. These costs were included in the payback calculation. This recommendation does not otherwise impact the costs of environmental restoration, waste management, and environmental compliance activities. The aggregate environmental impact of all recommended BRAC actions affecting the installations in this recommendation has been reviewed. There are no known environmental impediments to implementation of this recommendation.

## **Recommendation Supporting Information**

### **RC Transformation in New York**

#### **Competing Recommendations and Other Information:**

There are no potential or known competing recommendations that could conflict with this recommendation.

This recommendation combines the following previously approved candidate recommendations into a single candidate recommendation; USA-0165, USA-0090, USA-0194.

#### **Force Structure Capabilities:**

The Reserve Components continue to be an important and necessary part of the Army's force structure to meet its current and future operational requirements. This recommendation is consistent with and supports the Army's Force Structure Plan submitted with the FY 06 Budget Documents, and provides the necessary capacity and capability to support the units affected by this action. It considers essential manning, training, organizing, equipping, and sustaining requirements, as well as approved transformational initiatives to ensure the Army and Department of Defense have the capabilities necessary to meet mission requirements.

#### **MVA Results:**

The Department of the Army has more than 4000 Reserve Component facilities across the United States. Because of the sheer numbers of these facilities, the process the Army had developed for arriving at a quantitative military value score for its 97 major installations (including leases) was not practical for its Reserve Component facilities. Additionally, if measured by the active process, which valued training lands and ranges among other things, the Reserve Component facilities would not have compared well against the active installations. For these reasons, it was the military judgment of the Department of the Army that it needed to craft a unique approach for ascertaining the overall military value of Reserve Component facilities. A team of functional experts from Headquarters, Department of the Army, the Office of the State Adjutant General, and the Army Reserve Regional Readiness Command conducted a military value assessment of state-owned and Army Reserve sub-threshold facilities. These facilities were assessed, specifically against DoD Criteria one through four, in their ability to support joint stationing options that enhance Army and DoD transformation; their ability to enhance Reserve Component operations training, mobilization and power projection capabilities; their ability to sustain recruiting and retention; their ability to consolidate functions wherever appropriate, to include schools, personnel, logistics, and other management functions; their ability to relocate Reserve Component units and activities from leased and encroached properties that do not meet anti-terrorism and force-protection requirements onto established military facilities; and their ability to ensure the future readiness of Army forces while reducing the long-term costs of sustaining the

## **Recommendation Supporting Information**

### **RC Transformation in New York**

base structure. The assessments were certified by the Office of the Adjutant General and the Army Reserve Regional Readiness Command, validated by the Army Audit Agency, analyzed by the Army Basing Study Group, and utilized for deliberations.

Proposal closes lower value installations (in terms of the condition of the facilities, encroachment, proper size building, military vehicle parking and storage for the type of unit) and consolidates onto existing higher value installations where geographically feasible or onto a new installation of higher value because it meets the requirements of the Army's Stationing Strategy for Reserve Component installations.

This recommendation will significantly improve readiness and home station training opportunities by collocating National Guard and Reserve Combat, Combat Support, and Combat Service Support units. This collocation of multiple and varied units will allow for more effective communications, more realistic training venues and create cross-functional career development opportunities. The new AFRCs will greatly enhance distributed learning and professional skills / sustainment training. Implementation of this recommendation will greatly enhance individual soldier and unit readiness by providing modern facilities for Reserve Component personnel and units to execute the Train/Alert/Deploy process in support of mobilization/demobilization operations.

Collocation of multiple units into joint use, multi-functional centers provides substantially improved homeland defense capabilities throughout the State of New York. Upon activation of the unit/units for emergency contingency missions, the centers will provide critical enhanced communications infrastructure and staging areas for a more rapid response. The capacity of the facilities allows for a response by larger, more capable task organized forces. Due to the existence of federally controlled enclaves and secure communication capabilities, the centers may also provide a platform for interagency participation and cooperation in response to a wide range of emergency homeland defense situations.

This recommendation will enhance recruitment and retention of the men and women in the Reserve Component by setting the conditions for better home station training and increased support for family readiness operations for mobilized reservists.

#### **Capacity Analysis Results:**

A team of functional experts from Headquarters, Department of the Army, the Office of the State Adjutant General, and the Army Reserve Regional Readiness Command utilized the Department of Defense Guard and Reserve Unit Facilities System (GRUFS) database to conduct an installation inventory and capacity analysis of state-owned and

## **Recommendation Supporting Information**

### **RC Transformation in New York**

Army Reserve sub-threshold facilities. These facilities were assessed against their ability to support Reserve Component training, operations, force structure stationing, mobilization, future expansion, potential surge, and anti-terrorism and force-protection requirements. Facilities that did not meet these requirements were identified for further analysis and potential closure or realignment. The assessments were certified by the Office of the Adjutant General and the Army Reserve Regional Readiness Command, validated by the Army Audit Agency, analyzed by the Army Basing Study Group, and utilized for deliberations.

The Uniondale, Amityville, Bayshore, Freeport, Huntington Station, Patchogue and Riverhead, New York, facilities do not have sufficient capacity for consolidation or expansion and do not meet current force structure or unit design requirements. There is adequate space available on the New York Army National Guard Farmingdale Weekend Training Site in Farmingdale, New York to construct a new AFRC.

The Stewart-Newburg USAR Center, Stewart-Newburg, New York, facilities do not have sufficient capacity for consolidation or expansion and do not meet current force structure or unit design requirements. There is adequate space available on Stewart Army Sub-Post, which consists of 41 acres adjacent to Stewart Army National Guard Base, to construct a new AFRC.

The Niagara Falls USAR Center, Niagara Falls, New York, facilities do not have sufficient capacity for consolidation or expansion and do not meet current force structure or unit design requirements. The site is sufficiently large to accommodate anticipated construction.

The AFRCs will provide capacity to meet current and future mission requirements, including increased surge capability for unforeseen missions and mobilization and modified direct deployment requirements. New AFRCs are required to correct deficiencies in the availability and condition of the land and facilities currently in use by the affected Reserve Component units. Current properties and facilities do not meet Anti-terrorism/Force Protection (AT/FP) construction standards and they are surrounded by incompatible land uses that prohibit necessary stand off distances.

The existing properties and facilities are outdated and can no longer support the current/evolving force structure/equipment changes and associated training requirements. Additionally, this recommendation closes 711,639 square feet of existing facility space and builds 400,524 square feet of required space, reducing over 311,115 square feet of excess capacity.

## **Recommendation Supporting Information**

### **RC Transformation in New York**

See Table

*\*\*\* End of Report \*\*\**

**Draft Deliberative Document - For Discussion Purposes Only - Do Not Release Under FOIA**

**ARMY RC ASSETS (000 ft2)**

Inst_Name	Aircraft Maint Hangar	Applied Inst Bldg	Dining Facility	General Admin Bldg	Gen Purp Instr Bldg	Large Unit HQ Bldg	Org Classroom	RC Training Facility	Small Unit HQ Bldg	Vehicle Maint Shop	Vehicle Maint Shop, ARNG	Vehicle Maint Shop, USAR	Vehicle Parking
63rd RSC			5,087					1,497,025		192		225,013	509,961
65th RSC								290,086		40,655		95,260	201,743
70th RSC	12,000			19,000				705,061		6,150	5,200	120,110	217,305
77th RSC								1,760,898				352,022	501,588
81st RSC	86,390				22,209			3,604,549		8,658		578,802	1,183,963
88th RSC			5,210	21,954	38,216		18,944	4,202,727		3,280	8,150	1,002,992	1,834,808
89th RSC								1,750,285				293,984	536,654
90th RSC	33,717							2,839,776		526		477,381	821,199
94th RSC								1,023,006				263,910	305,271
96th RSC							1,800	1,143,705		1,757		227,135	359,786
99th RSC	164,561							2,713,564		265		615,378	988,879
Alabama (-)	181,135		2,800	88,651	21,327	3,272		2,407,896	7,064	1,718	280,000	6,773	325,746
Alaska	114,254	5,000	12,630	69,539	36,187			473,030		432	44,852		116,297
Arizona	147,418	18,250	27,971	100,790	15,400	42,575		473,502	6,165	36,614	195,715		339,875
Arkansas (-)								985,177			80,673		
Ashland			10,407	18,640	59,849								21,553
California (-)	265,604	27,252	54,950	259,460	107,505	20,140	5,582	2,226,325	13,680	2,794	301,224	62,058	318,329
Camp Atterbury		3,116	98,967	12,420	32,826	15,304		64,370	34,844	12,338	54,779		175,941
Camp Beauregard			34,589	28,740	18,634	6,289		53,909	8,476		19,257		11,024
Camp Blanding		2,815	71,262	62,824	66,189	27,937		39,199	32,073	2,626	60,007		137,709
Camp Dawson			21,537	16,051	8,595	1,706	1,200	19,745	3,982		65,925		9,661
Camp Dodge		140,396	17,887	127,025	24,570	17,646		192,230	17,121	36,288			206,751
Camp Edwards		2,304	25,470	20,417	845	28,751			324		32,135		199,377
Camp Ethan Allen		2,160	18,556	3,470	55,574	6,248	2,106	98,346	10,856	1,440	25,254		116,208
Camp Grafton		9,620	31,936	22,462	23,237	5,894		7,312	30,432		60,858		122,241
Camp Gruber		2,341	45,530	14,546	14,893	13,684			27,490		21,607		41,090
Camp Guernsey	2,800		31,619	15,590	25,003			1,123	3,437		26,383		
Camp McCain		2,840		2,918	13,132	2,030	18,900	29,405	10,257	272	44,708		35,986
Camp Rilea		4,500	5,300	4,392		11,934	13,087	22,620			22,583		66,666
Camp Ripley	14,340	720	216,230	67,477	116,105	98,646		80,968	62,484		329,896		374,909
Camp Roberts			92,480	61,961	23,548	20,793			38,616	801	94,144		135,304
Camp Robinson	45,830	2,100	45,073	178,169	148,484	4,846		135,163		8,260	191,424		646,686
Camp Santiago			70,485	42,738	2,048	12,991		15,590	21,320	3,168	76,830		80,783
Camp Shelby	35,744	28,159	244,883	136,155	157,031	76,015		75,786	96,585	99,674	207,591		28,733
Camp Smith		1,000	16,880	46,303	28,282			16,186			39,076		134
Camp Swift			19,485	21,608	2,392	2,386		27,490	8,624	441	7,910		3,933
Camp Williams			27,470	64,385	28,929	14,312	5,400	64,035	768	11,481	13,320		66,925
Camp Wolters			9,036	2,013						2,016	8,967		26,115
Colorado	38,716	144		64,737	31,864	13,128		474,487			127,779		73,884
Connecticut	180,165		5,080	20,264	117,410	16,410		1,036,243	3,840	2,400	107,451		82,166
Custer		23,567	37,844	9,206	52,168			64,739	8,700		12,988		159,112
Delaware	40,978	1,920	8,800	38,244	10,074			432,156	1,900	839	61,717		52,257
District of Columbia	20,186							677,564			38,807		
Florida (-)	141,838			75,018				1,204,945		518	126,219		271,251
Fort Chaffee			120,695	99,614	75,225	126,526	22,007	5,261	93,531	219,700	48,523		137,407
Fort Harrison			10,239	40,271	23,321			200,790			50,508		25,200
Fort McClellan		728	50,790	94,963	58,987	25,438		3,594	30,717	10,177	27,980		87,943
Fort Pickett	12,810		22,140	2,780	11,459	11,792		36,349	14,130	1,440	56,733	2,688	191,980
Georgia	116,880		240,471	144,886	23,536	31,010	17,679	1,117,233	73,420	5,750	187,180		656,280
Gowen Field	83,531	63,548	38,163	98,046	3,200	26,679		44,670	89,361	100	178,375		388,123

**Draft Deliberative Document - For Discussion Purposes Only - Do Not Release Under FOIA**

**ARMY RC ASSETS (000 ft2)**



**Draft Deliberative Document - For Discussion Purposes Only - Do Not Release Under FOIA**

**ARMY RC ASSETS (000 ft2)**

Inst Name	Aircraft Maint Hangar	Applied Inst Bldg	Dining Facility	General Admin Bldg	Gen Purp Instr Bldg	Large Unit HQ Bldg	Org Classroom	RC Training Facility	Small Unit HQ Bldg	Vehicle Maint Shop	Vehicle Maint Shop, ARNG	Vehicle Maint Shop, USAR	Vehicle Parking
Grayling	45,019	5,152	174,183	105,576	9,276	31,597	1,412	29,403	106,650		66,576		99,330
Greenleaf TS			5,104	4,281	8,000					2,928	9,378		15,189
Guam Territory		8,150	4,800	84,137	4,000		6,243	46,374			5,000		7,340
Hawaii	101,868		66,069	276,132	19,618	12,000		676,319			76,925		111,227
Idaho (-)			4,381	24,974				295,454			34,385		111,827
Illinois	83,813	754	17,152	131,042	26,760	32,224		2,367,689		8,710	191,702	22,171	1,648,524
Indiana (-)	99,105			80,921				1,628,801			209,400		650,618
Indiantown Gap	112,565		65,008	116,117	98,327		22,224	235,275		6,770	95,484	39,283	119,762
Iowa (-)	114,665	100						852,479		8,843	87,638		224,663
Kansas	114,759	49,347	4,749	62,431	123,546	22,765	14,545	902,353	7,127	21,330	229,706		191,352
Kentucky (-)	53,744	3,036		58,042	2,400	10,000		892,130			231,887		292,341
Louisiana (-)	129,932	10,000	18,003	82,612	40,090	4,184	5,525	1,203,345	4,465	76,210	219,462		85,182
Maine	70,863	6,740	5,067	27,456	101,672	34,989		736,176	7,501		92,941		245,389
Maryland	51,609	6,385	7,084	60,741	43,848	13,226		888,195	6,431	2,629	131,289		476,196
Massachusetts (-)	98,057	12,768	4,100	97,531				1,271,709		11,910	133,354		343,761
McCraday			19,151	12,146	194,468	8,414			19,861	1,400	8,300		
Michigan (-)	120,042			9,046				1,329,035	5,440	1,812	179,296		407,559
Minnesota (-)	58,427	5,400		38,153				1,564,864			83,000		292,599
Mississippi (-)	112,727	5,492		129,925	26,422		4,461	1,343,778		4,533	89,861		52,583
Missouri	138,678	57,767	36,388	138,338	62,321	8,992	9,655	1,539,062	29,124	2,113	196,839	5,200	523,892
Montana (-)	118,393	13,786						467,249			72,410		179,386
Nebraska (-)	64,160			25,500				694,367			135,741		150,823
Nevada	73,879		3,066	8,055	5,851			257,868	8,393		86,124		216,661
New Hampshire	21,581	7,162	5,458	50,594	10,055			394,753			55,735		78,019
New Jersey	199,182	5,687	20,790	122,417	120,096	11,766	22,717	1,472,037			213,952		209,308
New Mexico	28,130		2,727	121,454	22,621			729,166	725	3,225	177,752		226,825
New York (-)	93,120	6,030	700	156,227	13,249	750		3,183,718			324,429		346,487
North Carolina	128,084	56,919	9,091	36,661	24,692	513	1,140	1,622,537	19,580	12,975	145,342		138,355
North Dakota (-)	59,639			55,586				527,330			69,142		136,044
Ohio	164,677	6,186	69,045	97,676	72,078	7,627		1,444,926	2,671	22,085	229,029		189,102
Oklahoma (-)	108,180		16,291	82,270	37,118			1,511,300	1,904	505	212,091		51,384
Oregon (-)	137,835	4,459	18,832	112,331	83,513	2,567	4,816	988,513		998	195,412		176,388
Pennsylvania (-)			7,769	4,314	15,220		5,000	2,304,214	40,000	16,845	155,034		140,419
Puerto Rico (-)	51,150		12,674	45,248	37,910			656,752		698	39,629		397,206
Rhode Island	68,503		6,848	25,722	14,135		840	435,024			41,595		114,326
South Carolina (-)	93,691	5,095	15,018	39,010	6,300		14,569	1,527,226		194,974	304,213		596,174
South Dakota	71,545		28,070	48,541	26,460	3,712	15,777	670,997	7,762	1,834	111,818		136,864
Tennessee (-)	34,800		14,973	58,832			640	2,124,527	3,144	9,903	140,936	28,641	588,559
Texas (-)	273,265	7,520	10,979	154,721	38,311		2,012	2,771,800		26,383	654,042	13,194	658,933
Utah (-)	86,046		14,482	30,084	6,000	4,364		724,409	12,550	1,136	135,254		91,056
Vermont (-)	39,744	2,698	2,031	32,302	5,025			390,020			74,434		16,019
Virgin Islands				21,400	5,400			105,924			27,064		4,577
Virginia (-)	62,149	3,075	24,065	273,541	13,083	8,313	540	970,190	21,406	2,870	93,282		570,044
VTS Milan			13,700	13,225	16,148				7,620	13,071	10,382		26,891
VTS Smyrna	126,645	24,369		69,721	34,643			89,083	1,250	2,367	81,093		147,551
Washington	140,624		5,268	76,873	41,880	5,402		1,100,277	17,558	5,809	228,017		181,204
West Virginia (-)	133,623	480,000		89,634			1,260	686,239	2,880		97,583		1,125,036
Western Kentucky			10,412	14,492	19,319	2,812					37,300		86,595
Wisconsin	94,650		19,512	107,334	36,017			1,466,382			327,823		383,450
Wyoming (-)	47,309			10,945				356,629		5,964	31,573		30,814

**Draft Deliberative Document - For Discussion Purposes Only - Do Not Release Under FOIA**

**ARMY RC ASSETS (000 ft2)**

Draft Deliberative Document - For Discussion Purposes Only - Do Not Release Under FOIA

ARMY RC REQUIREMENTS (000 ft2)

Inst Name	Aircraft Maint Hangar	Applied Inst Bldg	Dining Facility	General Admin Bldg	Gen Purp Instr Bldg	Large Unit HQ Bldg	Org Classroom	RC Training Facility	Small Unit HQ Bldg	Vehicle Maint Shop	Vehicle Maint Shop, ARNG	Vehicle Maint Shop, USAR	Vehicle Parking
63rd RSC	2,000	202	5,087	7,614	2,916	52,810		1,953,025	20,746	5,907		237,193	1,342,254
65th RSC				4,374	11,340			331,486		40,655		95,260	443,564
70th RSC				31,266	1,710			659,771			5,200	120,110	457,408
77th RSC				59,454				1,722,026				341,867	1,359,728
81st RSC	11,500			88,614	90	10,528		4,925,164	29,887	11,814		668,909	2,097,238
88th RSC			5,210	174,636	4,770			4,437,693	11,605	8,091	8,150	998,349	3,556,289
89th RSC	44,300		1,000	259,173				2,048,875		14,394		227,844	1,643,644
90th RSC	123,763			142,884	1,170	111,128		2,853,027	34,815	8,852		1,243,683	2,142,407
94th RSC				38,070				975,940				265,568	799,018
96th RSC				44,388				858,701				263,275	733,877
99th RSC	2,000					13,768		3,506,500	9,141	5,907		706,705	2,028,270
Alabama (-)	155,776			194,076	9,234	27,538		3,561,770	11,605	16,350	304,449	6,773	1,939,896
Alaska	17,500		5,500	28,836	3,078			247,381	1,450		125,283		238,327
Arizona	91,471			90,558	37,759			634,480			60,426		583,770
Arkansas (-)				4,374				1,527,056			85,741		684,956
Ashland			13,245	4,212	20,961			26,882					165,169
California (-)	342,071		11,000	176,904		3,150		3,029,187	5,800	2,310	454,493	62,058	2,316,362
Camp Atterbury	2,000			93,500	32,238	1,890	22,050	3,320	96,593	49,300	16,170	60,995	313,676
Camp Beauregard				38,500	36,774	7,470	9,450	1,660	87,272	21,750	6,930	92,432	283,848
Camp Blanding				11,000	27,378	15,498	3,150		57,524	5,800	2,310	60,007	223,101
Camp Dawson				4,860	5,535				67,064	1,450	12,449		187,052
Camp Dodge			38,500	82,296	9,945	9,450	1,660	102,573	20,300	6,930	81,395		407,694
Camp Edwards				27,500	13,284	5,616	6,300	1,660	41,240	14,500	4,620	32,135	216,717
Camp Ethan Allen				5,500	14,742	7,524	3,150		55,849	4,350	2,310	25,254	186,124
Camp Grafton				11,000	5,670	14,526	3,150		41,747	5,800	2,310	60,858	185,575
Camp Gruber				22,000			6,300	1,660		11,600	4,620	21,607	179,109
Camp Guemsey				22,000	6,480	6,300	6,300	1,660	29,846	11,600	4,620	26,383	185,519
Camp McCain				2,916					38,109			44,708	161,498
Camp Rilea				5,500	4,374		3,150		29,846	4,350	2,310	22,583	168,152
Camp Ripley				55,000	17,172	11,115	12,600	1,660	80,968	29,000	9,240	329,896	310,177
Camp Roberts				60,500	28,674	12,906	15,750	3,320	40,238	33,350	11,550	179,280	247,139
Camp Robinson	55,578			27,550	122,148	47,197			114,816			103,737	381,901
Camp Santiago				44,000	5,994		9,450	1,660	54,998	21,750	6,930	65,361	217,913
Camp Shelby			137,889	63,018	39,996	25,200	4,980	133,147	67,220	18,480	207,591		426,329
Camp Smith				6,318	9,945				47,896			39,076	168,838
Camp Swift									26,314			7,910	158,606
Camp Williams		2,697	18,745	22,032	19,557				96,541	1,450		13,320	285,874
Camp Wolters												8,967	
Colorado	151,294	403		23,166	914				654,965			271,886	391,727
Connecticut	91,293			42,282	5,967				663,696			116,912	426,420
Custer				6,318	11,142				55,878	1,450		19,482	192,948
Delaware	19,590			18,792	3,393				424,470			61,717	217,077
District of Columbia	22,200			35,802	2,826				164,774			38,807	207,351
Florida (-)	40,470			51,030	7,749				1,810,651			126,219	1,037,276
Fort Chaffee				99,000	35,964		22,050	3,320	40,161	53,650	16,170	48,523	254,835
Fort Harrison				5,500	46,980	3,843			101,170	2,900		50,508	250,519
Fort McClellan				22,000	14,418		6,300	1,660	27,003	13,050	4,620	27,980	207,965
Fort Pickett				55,000	21,222	13,473	12,600	1,660	116,628	29,000	9,240	56,733	290,756
Georgia	29,090			66,258	10,431				1,769,897			187,180	1,057,061
Gowen Field	104,618	5,493	16,500	109,674	12,366	3,150			114,617	8,700	2,310	207,193	337,288
Grayling			5,500	13,122					57,446	1,450		66,576	213,497

Draft Deliberative Document - For Discussion Purposes Only - Do Not Release Under FOIA

ARMY RC REQUIREMENTS (000 ft2)

Draft Deliberative Document - For Discussion Purposes Only - Do Not Release Under FOIA

**ARMY RC REQUIREMENTS (000 ft2)**

Inst Name	Aircraft Maint Hangar	Applied Inst Bldg	Dining Facility	General Admin Bldg	Gen Purp Instr Bldg	Large Unit HQ Bldg	Org Classroom	RC Training Facility	Small Unit HQ Bldg	Vehicle Maint Shop	Vehicle Maint Shop, ARNG	Vehicle Maint Shop, USAR	Vehicle Parking
Greenlief TS				2,592							14,600		151,054
Guam Territory				15,876	21,446			74,416			38,000		64,641
Hawaii	2,000			46,332	8,460			380,806			71,171		288,206
Idaho (-)				1,134				416,877			29,435		213,445
Illinois	131,760			73,062	8,820			1,678,689			244,739	20,158	1,172,365
Indiana (-)	105,990			86,184				1,897,777			216,622		1,245,110
Indiantown Gap	181,752		77,389	203,796	35,361	12,600	1,660	167,534	36,770	9,240	98,592	39,283	573,715
Iowa (-)	126,992							1,216,413			87,638		677,204
Kansas	13,500			53,622	16,767			1,205,962			237,138		837,777
Kentucky (-)	106,744			46,332				1,177,351			231,887		722,183
Louisiana (-)	31,700			70,146	3,213			1,709,278			244,756	5,740	1,100,597
Maine	32,488			36,450	2,439			533,324			92,941		293,821
Maryland				38,880	6,939			1,197,130			131,289		636,188
Massachusetts (-)	123,818			45,522				1,646,638			133,354		854,617
McCrary				8,910	13,797			39,131			17,894		174,268
Michigan (-)	29,420			51,192				1,335,848			179,296		933,553
Minnesota (-)	116,710			51,516				2,149,394			83,000		1,069,735
Mississippi (-)	139,593			54,918				3,024,365			269,000		1,109,568
Missouri	189,003			66,744	7,875			1,674,882	1,450		198,339	5,200	1,041,752
Montana (-)	35,180							436,026			72,410		270,555
Nebraska (-)	120,500			29,808				841,573			177,947		472,629
Nevada	2,000			32,886	3,483			312,522			52,545		255,056
New Hampshire	30,488			33,048	3,744			397,941			55,735		238,802
New Jersey	32,920			10,854	1,350			1,079,026			221,493		771,451
New Mexico	32,488			40,500	10,188			852,231			144,947		571,975
New York (-)	122,710			72,576				1,928,772			265,140		1,406,382
North Carolina	142,944			74,358				1,956,816			330,773		1,127,939
North Dakota (-)	17,590			20,088				486,044			69,142		386,619
Ohio	114,550			65,124	10,786			1,837,291			214,290		1,222,866
Oklahoma (-)	100,458			67,230	11,799			1,302,615			193,290		799,826
Oregon (-)	32,488			48,276	8,739			1,287,714			198,568		684,628
Pennsylvania (-)	23,420							2,665,099			176,447		1,756,790
Puerto Rico (-)	8,000	4,306	13,245	54,270	22,178			1,119,852			39,629		710,231
Rhode Island	29,090			20,736	3,672			461,595			47,447		328,858
South Carolina (-)	40,470		13,245	59,130	11,700			2,272,754			306,588		1,242,420
South Dakota	30,488		27,500	32,562	5,589	6,300	1,660	682,389	14,500	4,620	113,331		491,968
Tennessee (-)	93,442			68,202				2,696,291			197,275	28,641	1,461,272
Texas (-)	120,750			170,586	3,969			2,732,050			654,042	13,194	2,024,253
Utah (-)	40,470			59,940				596,043			135,254		390,495
Vermont (-)	116,659			40,662	8,624			647,410			74,434		361,096
Virgin Islands	12,980			28,350	1,692			139,256			27,064		101,204
Virginia (-)	26,480			255,312				1,500,409			123,396		875,258
VTS Milan					1,991						12,512		152,037
VTS Smyrna	8,000			3,726	8,127			80,385			81,093		251,008
Washington	2,000			71,280	10,179			739,804			177,046		575,259
West Virginia (-)	57,578	324		31,428	5,784			888,202			97,583		492,098
Western Kentucky				12,312				30,058			41,936		160,811
Wisconsin	31,700			26,892				1,814,873			327,823		895,136
Wyoming (-)	30,488			24,786				297,191			31,573		180,035

Draft Deliberative Document - For Discussion Purposes Only - Do Not Release Under FOIA

**ARMY RC REQUIREMENTS (000 ft2)**

**Draft Deliberative Document - For Discussion Purposes Only - Do Not Release Under FOIA**

**ARMY RC EXCESS-SHORTAGE (000 ft2)**

Inst_Name	Aircraft Maint Hangar	Applied Inst Bldg	Dining Facility	General Admin Bldg	Gen Purp Instr Bldg	Large Unit HQ Bldg	Org Classroom	RC Training Facility	Small Unit HQ Bldg	Vehicle Maint Shop	Vehicle Maint Shop, ARNG	Vehicle Maint Shop, USAR	Vehicle Parking
63rd RSC	-2,000	-202		-7,614	-2,916	-52,810		-456,000	-20,746	-5,715		-12,180	-832,293
65th RSC				-4,374	-11,340			-41,400					-241,821
70th RSC	12,000			-12,266	-1,710			45,290		6,150			-240,103
77th RSC				-59,454				38,872				10,155	-858,140
81st RSC	74,890			-88,614	22,119	-10,528		-1,320,615	-29,887	-3,156		-90,107	-913,275
88th RSC				-152,682	33,446		18,944	-234,966	-11,605	-4,811		4,643	-1,721,481
89th RSC	-44,300		-1,000	-259,173				-298,590		-14,394		66,140	-1,106,990
90th RSC	-90,046			-142,884	-1,170	-111,128		-13,251	-34,815	-8,326		-766,303	-1,321,208
94th RSC				-38,070				47,066					-493,747
96th RSC				-44,388			1,800	285,004		1,757		-36,140	-374,091
99th RSC	162,561					-13,768		-792,936		-9,141		-5,642	-1,039,391
Alabama (-)	25,359		2,800	-105,425	12,093	-24,266		-1,153,874	-4,541	-14,632	-24,449		-1,614,150
Alaska	96,754	5,000	7,130	40,703	33,109			225,649	-1,450	432	-80,431		-122,030
Arizona	55,947	18,250	27,971	10,232	-22,359	42,575		-160,978	6,165	36,614	135,289		-243,895
Arkansas (-)				-4,374				-541,879			-5,068		-684,956
Ashland			-2,838	14,428	38,888			-26,882					-143,616
California (-)	-76,467	27,252	43,950	82,556	107,505	16,990	5,582	-802,862	7,880	484	-153,269		-1,998,033
Camp Atterbury	-2,000	3,116	5,467	-19,818	30,936	-6,746	-3,320	-32,223	-14,456	-3,832	-6,216		-137,735
Camp Beauregard			-3,911	-8,034	11,164	-3,161	-1,660	-33,363	-13,274	12,327	-16,702		-272,824
Camp Blanding		2,815	60,262	35,446	50,691	24,787		-18,325	26,273	316			-85,393
Camp Dawson			21,537	11,191	3,060	1,706	1,200	-47,319	2,532		53,476		-177,391
Camp Dodge		140,396	-20,613	44,729	14,625	8,196	-1,660	89,657	-3,179	29,358			-200,943
Camp Edwards		2,304	-2,030	7,133	-4,771	22,451	-1,660	-41,240	-14,176	-4,620			-17,340
Camp Ethan Allen		2,160	13,056	-11,272	48,050	3,098	2,106	42,497	6,506	-870			-69,916
Camp Grafton		9,620	20,936	16,792	8,711	2,744		-34,435	24,632	-2,310			-63,334
Camp Gruber		2,341	23,530	14,546	14,893	7,384	-1,660		15,890	-4,620			-138,019
Camp Guernsey	2,800		9,619	9,110	18,703	-6,300	-1,660	-28,723	-8,163	-4,620			-185,519
Camp McCain		2,840		2	13,132	2,030	18,900	-8,704	10,257	272			-125,512
Camp Rilea		4,500	-200	18		8,784	13,087	-7,226	-4,350	-2,310			-101,486
Camp Ripley	14,340	720	161,230	50,305	104,990	86,046	-1,660		33,484	-9,240			64,732
Camp Roberts			31,980	33,287	10,642	5,043	-3,320	-40,238	5,266	-10,749	-85,136		-111,835
Camp Robinson	-9,748	2,100	17,523	56,021	101,287	4,846		20,347		8,260	87,687		264,785
Camp Santiago			26,485	36,744	2,048	3,541	-1,660	-39,408	-430	-3,762	11,469		-137,130
Camp Shelby	35,744	28,159	106,994	73,137	117,035	50,815	-4,980	-57,361	29,365	81,194			-397,596
Camp Smith		1,000	16,880	39,985	18,337			-31,710					-168,704
Camp Swift			19,485	21,608	2,392	2,386		1,176	8,624	441			-154,673
Camp Williams		-2,697	8,725	42,353	9,372	14,312	5,400	-32,506	-682	11,481			-218,949
Camp Wolters			9,036	2,013						2,016			26,115
Colorado	-112,578	-259		41,571	30,950	13,128		-180,478			-144,107		-317,843
Connecticut	88,872		5,080	-22,018	111,443	16,410		372,547	3,840	2,400	-9,461		-344,254
Custer		23,567	37,844	2,888	41,026			8,861	7,250		-6,494		-33,836
Delaware	21,388	1,920	8,800	19,452	6,681			7,686	1,900	839			-164,820
District of Columbia	-2,014			-35,802	-2,826			512,790					-207,351
Florida (-)	101,368			23,988	-7,749			-605,706		518			-766,025
Fort Chaffee			21,695	63,650	75,225	104,476	18,687	-34,900	39,881	203,530			-117,428
Fort Harrison			4,739	-6,709	19,478			99,620	-2,900				-225,319
Fort McClellan		728	28,790	80,545	58,987	19,138	-1,660	-23,409	17,667	5,557			-120,022
Fort Pickett	12,810		-32,860	-18,442	-2,014	-808	-1,660	-80,279	-14,870	-7,800			-98,776
Georgia	87,790		240,471	78,628	13,105	31,010	17,679	-652,664	73,420	5,750			-400,781
Gowen Field	-21,087	58,055	21,663	-11,628	-9,166	23,529		-69,947	80,661	-2,210	-28,818		50,835
Grayling	45,019	5,152	168,683	92,454	9,276	31,597	1,412	-28,043	105,200				-114,167

**Draft Deliberative Document - For Discussion Purposes Only - Do Not Release Under FOIA**

**ARMY RC EXCESS-SHORTAGE (000 ft2)**

**Draft Deliberative Document - For Discussion Purposes Only - Do Not Release Under FOIA**

**ARMY RC EXCESS-SHORTAGE (000 ft2)**

Inst Name	Aircraft Maint Hangar	Applied Inst Bldg	Dining Facility	General Admin Bldg	Gen Purp Instr Bldg	Large Unit HQ Bldg	Org Classroom	RC Training Facility	Small Unit HQ Bldg	Vehicle Maint Shop	Vehicle Maint Shop, ARNG	Vehicle Maint Shop, USAR	Vehicle Parking
Greenleaf TS			5,104	1,689	8,000					2,928	-5,222		-135,865
Guam Territory		8,150	4,800	68,261	-17,446		6,243	-28,042			-33,000		-57,301
Hawaii	99,868		66,069	229,800	11,158	12,000		295,513			5,754		-176,979
Idaho (-)			4,381	23,840				-121,423			4,950		-101,618
Illinois	-47,947	754	17,152	57,980	17,940	32,224		689,000		8,710	-53,037	2,013	476,159
Indiana (-)	-6,885			-5,263				-268,976			-7,222		-594,492
Indiantown Gap	-69,187		-12,381	-87,679	62,966	-12,600	20,564	67,741	-36,770	-2,470	-3,108		-453,953
Iowa (-)	-12,327	100						-363,934		8,843			-452,541
Kansas	101,259	49,347	4,749	8,809	106,779	22,765	14,545	-303,609	7,127	21,330	-7,432		-646,425
Kentucky (-)	-53,000	3,036		11,710	2,400	10,000		-285,221					-429,842
Louisiana (-)	98,232	10,000	18,003	12,466	36,877	4,184	5,525	-505,933	4,465	76,210	-25,294	-5,740	-1,015,415
Maine	38,375	6,740	5,067	-8,994	99,233	34,989		202,852	7,501				-48,432
Maryland	51,609	6,385	7,084	21,861	36,909	13,226		-308,935	6,431	2,629			-159,992
Massachusetts (-)	-25,761	12,768	4,100	52,009				-374,929		11,910			-510,856
McCraday			19,151	3,236	180,671	8,414		-39,131	19,861	1,400	-9,594		-174,268
Michigan (-)	90,622			-42,146				-6,813	5,440	1,812			-525,994
Minnesota (-)	-58,283	5,400		-13,363				-584,530					-777,136
Mississippi (-)	-26,866	5,492		75,007	26,422		4,461	-1,680,587		4,533	-179,139		-1,056,985
Missouri	-50,325	57,767	36,388	71,594	54,446	8,992	9,655	-135,820	27,674	2,113	-1,500		-517,860
Montana (-)	83,213	13,786						31,223					-91,169
Nebraska (-)	-56,340			-4,308				-147,206			-42,206		-321,806
Nevada	71,879		3,066	-24,831	2,368			-54,654	8,393		33,579		-38,395
New Hampshire	-8,907	7,162	5,458	17,546	6,311			-3,188					-160,783
New Jersey	166,262	5,687	20,790	111,563	118,746	11,766	22,717	393,011			-7,541		-562,143
New Mexico	-4,358		2,727	80,954	12,433			-123,065	725	3,225	32,805		-345,150
New York (-)	-29,590	6,030	700	83,651	13,249	750		1,254,946			59,289		-1,059,895
North Carolina	-14,860	56,919	9,091	-37,697	24,692	513	1,140	-334,279	19,580	12,975	-185,431		-989,584
North Dakota (-)	42,049			35,498				41,286					-250,575
Ohio	50,127	6,186	69,045	32,552	61,292	7,627		-392,365	2,671	22,085	14,739		-1,033,764
Oklahoma (-)	7,722		16,291	15,040	25,319			208,685	1,904	505	18,801		-748,442
Oregon (-)	105,347	4,459	18,832	64,055	74,774	2,567	4,816	-299,201		998	-3,156		-508,240
Pennsylvania (-)	-23,420		7,769	4,314	15,220		5,000	-360,885	40,000	16,845	-21,413		-1,616,371
Puerto Rico (-)	43,150	-4,306	-571	-9,022	15,732			-463,100		698			-313,025
Rhode Island	39,413		6,848	4,986	10,463		840	-26,571			-5,852		-214,532
South Carolina (-)	53,221	5,095	1,773	-20,120	-5,400		14,569	-745,528		194,974	-2,375		-646,246
South Dakota	41,057		570	15,979	20,871	-2,588	14,117	-11,392	-6,738	-2,786	-1,513		-355,104
Tennessee (-)	-58,642		14,973	-9,370			640	-571,764	3,144	9,903	-56,339		-872,713
Texas (-)	152,515	7,520	10,979	-15,865	34,342		2,012	39,750		26,383			-1,365,320
Utah (-)	45,576		14,482	-29,856	6,000	4,364		128,366	12,550	1,136			-299,439
Vermont (-)	-76,915	2,698	2,031	-8,360	-3,599			-257,390					-345,077
Virgin Islands	-12,980			-6,950	3,708			-33,332					-96,627
Virginia (-)	35,669	3,075	24,065	18,229	13,083	8,313	540	-530,219	21,406	2,870	-30,114		-305,214
VTS Milan			13,700	13,225	14,157				7,620	13,071	-2,130		-125,146
VTS Smyrna	118,645	24,369		65,995	26,516			8,698	1,250	2,367			-103,457
Washington	138,624		5,268	5,593	31,701	5,402		360,473	17,558	5,809	50,971		-394,055
West Virginia (-)	76,045	479,676		58,206	-5,784		1,260	-201,963	2,880				632,938
Western Kentucky			10,412	2,180	19,319	2,812		-30,058			-4,636		-74,216
Wisconsin	62,950		19,512	80,442	36,017			-348,491					-511,686
Wyoming (-)	16,821			-13,841				59,438		5,964			-149,221

**Draft Deliberative Document - For Discussion Purposes Only - Do Not Release Under FOIA**

**ARMY RC EXCESS-SHORTAGE (000 ft2)**

Draft Deliberative Document - For Discussion Purposes Only - Do Not Release Under FOIA

ARMY RC SURGE (000 ft2)

Inst_Name	Aircraft Maint Hangar	Applied Inst Bldg	Dining Facility	General Admin Bldg	Gen Purp Instr Bldg	Large Unit HQ Bldg	Org Classroom	RC Training Facility	Small Unit HQ Bldg	Vehicle Maint Shop	Vehicle Maint Shop, ARNG	Vehicle Maint Shop, USAR	Vehicle Parking
63rd RSC													
65th RSC													
70th RSC	12,000							45,290		6,150			
77th RSC								38,872				10,155	
81st RSC	74,890				22,119								
88th RSC					33,446		18,944					4,643	
89th RSC												66,140	
90th RSC													
94th RSC								47,066					
96th RSC							1,800	285,004		1,757			
99th RSC	162,561												
Alabama (-)	25,359		2,800		12,093								
Alaska	96,754	5,000	7,130	40,703	33,109			225,649		432			
Arizona	55,947	18,250	27,971	10,232		42,575			6,165	36,614	135,289		
Arkansas (-)													
Ashland				14,428	38,888								
California (-)		27,252	43,950	82,556	107,505	16,990	5,582		7,880	484			
Camp Atterbury		3,116	5,467		30,936								
Camp Beauregard					11,164					12,327			
Camp Blanding		2,815	60,262	35,446	50,691	24,787			26,273	316			
Camp Dawson			21,537	11,191	3,060	1,706	1,200		2,532		53,476		
Camp Dodge		140,396		44,729	14,625	8,196		89,657		29,358			
Camp Edwards		2,304		7,133		22,451							
Camp Ethan Allen		2,160	13,056		48,050	3,098	2,106	42,497	6,506				
Camp Grafton		9,620	20,936	16,792	8,711	2,744			24,632				
Camp Gruber		2,341	23,530	14,546	14,893	7,384			15,890				
Camp Guernsey	2,800		9,619	9,110	18,703								
Camp McCain		2,840		2	13,132	2,030	18,900		10,257	272			
Camp Rilea		4,500		18		8,784	13,087						
Camp Ripley	14,340	720	161,230	50,305	104,990	86,046			33,484				64,732
Camp Roberts			31,980	33,287	10,642	5,043			5,266				
Camp Robinson		2,100	17,523	56,021	101,287	4,846		20,347		8,260	87,687		264,785
Camp Santiago			26,485	36,744	2,048	3,541					11,469		
Camp Shelby	35,744	28,159	106,994	73,137	117,035	50,815			29,365	81,194			
Camp Smith		1,000	16,880	39,985	18,337								
Camp Swift			19,485	21,608	2,392	2,386		1,176	8,624	441			
Camp Williams			8,725	42,353	9,372	14,312	5,400			11,481			
Camp Wolters			9,036	2,013						2,016			26,115
Colorado				41,571	30,950	13,128							
Connecticut	88,872		5,080		111,443	16,410		372,547	3,840	2,400			
Custer		23,567	37,844	2,888	41,026			8,861	7,250				
Delaware	21,388	1,920	8,800	19,452	6,681			7,686	1,900	839			
District of Columbia								512,790					
Florida (-)	101,368			23,988						518			
Fort Chaffee			21,695	63,650	75,225	104,476	18,687		39,881	203,530			
Fort Harrison			4,739		19,478			99,620					
Fort McClellan		728	28,790	80,545	58,987	19,138			17,667	5,557			
Fort Pickett	12,810												
Georgia	87,790		240,471	78,628	13,105	31,010	17,679		73,420	5,750			
Gowen Field		58,055	21,663			23,529			80,661				50,835

Draft Deliberative Document - For Discussion Purposes Only - Do Not Release Under FOIA

ARMY RC SURGE (000 ft2)

**Draft Deliberative Document - For Discussion Purposes Only - Do Not Release Under FOIA**

**ARMY RC SURGE (000 ft2)**

Inst Name	Aircraft Maint Hangar	Applied Inst Bldg	Dining Facility	General Admin Bldg	Gen Purp Instr Bldg	Large Unit HQ Bldg	Org Classroom	RC Training Facility	Small Unit HQ Bldg	Vehicle Maint Shop	Vehicle Maint Shop, ARNG	Vehicle Maint Shop, USAR	Vehicle Parking
Graying	45,019	5,152	168,683	92,454	9,276	31,597	1,412		105,200				
Greenlief TS			5,104	1,689	8,000					2,928			
Guam Territory		8,150	4,800	68,261			6,243						
Hawaii	99,868		66,069	229,800	11,158	12,000		295,513			5,754		
Idaho (-)			4,381	23,840							4,950		
Illinois		754	17,152	57,980	17,940	32,224		689,000		8,710		2,013	476,159
Indiana (-)													
Indiantown Gap					62,966		20,564	67,741					
Iowa (-)		100								8,843			
Kansas	101,259	49,347	4,749	8,809	106,779	22,765	14,545		7,127	21,330			
Kentucky (-)		3,036		11,710	2,400	10,000							
Louisiana (-)	98,232	10,000	18,003	12,466	36,877	4,184	5,525		4,465	76,210			
Maine	38,375	6,740	5,067		99,233	34,989		202,852	7,501				
Maryland	51,609	6,385	7,084	21,861	36,909	13,226			6,431	2,629			
Massachusetts (-)		12,768	4,100	52,009						11,910			
McCraday			19,151	3,236	180,671	8,414			19,861	1,400			
Michigan (-)	90,622								5,440	1,812			
Minnesota (-)		5,400											
Mississippi (-)		5,492		75,007	26,422		4,461			4,533			
Missouri		57,767	36,388	71,594	54,446	8,992	9,655		27,674	2,113			
Montana (-)	83,213	13,786						31,223					
Nebraska (-)													
Nevada	71,879		3,066		2,368				8,393		33,579		
New Hampshire		7,162	5,458	17,546	6,311								
New Jersey	166,262	5,687	20,790	111,563	118,746	11,766	22,717	393,011					
New Mexico			2,727	80,954	12,433				725	3,225	32,805		
New York (-)		6,030	700	83,651	13,249	750		1,254,946			59,289		
North Carolina		56,919	9,091		24,692	513	1,140		19,580	12,975			
North Dakota (-)	42,049			35,498				41,286					
Ohio	50,127	6,186	69,045	32,552	61,292	7,627			2,671	22,085	14,739		
Oklahoma (-)	7,722		16,291	15,040	25,319			208,685	1,904	505	18,801		
Oregon (-)	105,347	4,459	18,832	64,055	74,774	2,567	4,816				998		
Pennsylvania (-)			7,769	4,314	15,220		5,000		40,000	16,845			
Puerto Rico (-)	43,150				15,732						698		
Rhode Island	39,413		6,848	4,986	10,463		840						
South Carolina (-)	53,221	5,095	1,773				14,569			194,974			
South Dakota	41,057		570	15,979	20,871		14,117						
Tennessee (-)			14,973				640		3,144	9,903			
Texas (-)	152,515	7,520	10,979		34,342		2,012	39,750		26,383			
Utah (-)	45,576		14,482		6,000	4,364		128,366	12,550	1,136			
Vermont (-)		2,698	2,031										
Virgin Islands					3,708								
Virginia (-)	35,669	3,075	24,065	18,229	13,083	8,313	540		21,406	2,870			
VTS Milan			13,700	13,225	14,157				7,620	13,071			
VTS Smyrna	118,645	24,369		65,995	26,516			8,698	1,250	2,367			
Washington	138,624		5,268	5,593	31,701	5,402		360,473	17,558	5,809	50,971		
West Virginia (-)	76,045	479,676		58,206			1,260		2,880				632,938
Western Kentucky			10,412	2,180	19,319	2,812							
Wisconsin	62,950		19,512	80,442	36,017								
Wyoming (-)	16,821							59,438		5,964			

**Draft Deliberative Document - For Discussion Purposes Only - Do Not Release Under FOIA**

**ARMY RC SURGE (000 ft2)**

ADDER COMBINED SUMMARY REPORT (ADDER v6.10) - Page 1/2  
 Report Created 05/20/2005 12:01:41 PM

ADDER Data File: J:\RECOMMENDATION DEVELOPMENT\REVIEW FINAL\Completed\Sent to OSD\USA-0242v2 RC Transformation in New York\USA-0242v2 RC Transformation in New York-Criterion 5-COBRA\NY.ADR

Starting Year : 2006  
 Final Year : 2008  
 Payback Year : 2055 (47 Years)

NPV in 2025(\$K): 46,460  
 1-Time Cost(\$K): 103,796

Net Costs in 2005 Constant Dollars (\$K)

	2006	2007	2008	2009	2010	2011	Total	Beyond
	----	----	----	----	----	----	-----	-----
MilCon	7,242	80,468	0	0	0	0	87,710	0
Person	0	-952	-2,342	-2,342	-2,342	-2,342	-10,322	-2,342
Overhd	-1,145	1,322	-1,112	-1,223	-1,223	-1,223	-4,606	-1,674
Moving	0	35	0	0	0	0	35	0
Missio	0	0	0	0	0	0	0	0
Other	110	15,563	0	0	0	0	15,673	0
<b>TOTAL</b>	<b>6,207</b>	<b>96,436</b>	<b>-3,455</b>	<b>-3,566</b>	<b>-3,566</b>	<b>-3,566</b>	<b>88,491</b>	<b>-4,016</b>

	2006	2007	2008	2009	2010	2011	Total
	----	----	----	----	----	----	-----
<b>POSITIONS ELIMINATED</b>							
Off	0	1	0	0	0	0	1
Enl	0	24	0	0	0	0	24
Civ	0	4	0	0	0	0	4
<b>TOT</b>	<b>0</b>	<b>29</b>	<b>0</b>	<b>0</b>	<b>0</b>	<b>0</b>	<b>29</b>

<b>POSITIONS REALIGNED</b>							
Off	0	0	0	0	0	0	0
Enl	0	0	0	0	0	0	0
Stu	0	0	0	0	0	0	0
Civ	0	0	0	0	0	0	0
<b>TOT</b>	<b>0</b>	<b>0</b>	<b>0</b>	<b>0</b>	<b>0</b>	<b>0</b>	<b>0</b>



ADDER COMBINED SUMMARY REPORT (ADDER v6.10) - Page 2/2  
 Report Created 05/20/2005 12:01:41 PM

ADDER Data File: J:\RECOMMENDATION DEVELOPMENT\REVIEW FINAL\Completed\Sent to OSD\USA-0242v2 RC Transformation in New York\USA-0242v2 RC Transformation in New York-Criterion 5-COBRA\NY.ADR

Costs in 2005 Constant Dollars (\$K)

	2006	2007	2008	2009	2010	2011	Total	Beyond
	----	----	----	----	----	----	----	-----
MilCon	7,242	80,468	0	0	0	0	87,710	0
Person	0	219	0	0	0	0	219	0
Overhd	27	2,495	3,222	3,111	3,111	3,111	15,077	3,111
Moving	0	35	0	0	0	0	35	0
Missio	0	0	0	0	0	0	0	0
Other	110	15,563	0	0	0	0	15,673	0
TOTAL	7,379	98,781	3,222	3,111	3,111	3,111	118,715	3,111

Savings in 2005 Constant Dollars (\$K)

	2006	2007	2008	2009	2010	2011	Total	Beyond
	----	----	----	----	----	----	----	-----
MilCon	0	0	0	0	0	0	0	0
Person	0	1,171	2,342	2,342	2,342	2,342	10,541	2,342
Overhd	1,173	1,173	4,334	4,334	4,334	4,334	19,684	4,785
Moving	0	0	0	0	0	0	0	0
Missio	0	0	0	0	0	0	0	0
Other	0	0	0	0	0	0	0	0
TOTAL	1,173	2,344	6,677	6,677	6,677	6,677	30,225	7,127

ADDER DETAIL REPORT (ADDER v6.10) - Page 1/3  
 Report Created 05/20/2005 12:01:41 PM

ONE-TIME COSTS ----- (\$K) -----	2006	2007	2008	2009	2010	2011	Total
-----	-----	-----	-----	-----	-----	-----	-----
CONSTRUCTION							
MILCON	7,242	80,468	0	0	0	0	87,710
O&M							
CIV SALARY							
Civ RIF	0	103	0	0	0	0	103
Civ Retire	0	0	0	0	0	0	0
CIV MOVING							
Per Diem	0	0	0	0	0	0	0
POV Miles	0	0	0	0	0	0	0
Home Purch	0	0	0	0	0	0	0
HHG	0	0	0	0	0	0	0
Misc	0	0	0	0	0	0	0
House Hunt	0	0	0	0	0	0	0
PPP	0	35	0	0	0	0	35
RITA	0	0	0	0	0	0	0
FREIGHT							
Packing	0	0	0	0	0	0	0
Freight	0	0	0	0	0	0	0
Vehicles	0	0	0	0	0	0	0
Unemployment	0	9	0	0	0	0	9
OTHER							
Info Tech	0	0	0	0	0	0	0
Prog Manage	27	20	15	0	0	0	63
Supt Contract	0	0	0	0	0	0	0
Mothball	0	0	96	0	0	0	96
1-Time Move	0	0	0	0	0	0	0
MIL PERSONNEL							
MIL MOVING							
Per Diem	0	0	0	0	0	0	0
POV Miles	0	0	0	0	0	0	0
HHG	0	0	0	0	0	0	0
Misc	0	0	0	0	0	0	0
OTHER							
Elim PCS	0	106	0	0	0	0	106
OTHER							
HAP / RSE	0	0	0	0	0	0	0
Environmental	110	36	0	0	0	0	146
Msn Contract	0	0	0	0	0	0	0
1-Time Other	0	15,527	0	0	0	0	15,527
TOTAL ONE-TIME	7,379	96,306	111	0	0	0	103,829

ADDER DETAIL REPORT (ADDER v6.10) - Page 2/3  
 Report Created 05/20/2005 12:01:41 PM

RECURRINGCOSTS -----(\$K)-----	2006	2007	2008	2009	2010	2011	Total	Beyond
O&M								
Sustainment	0	1,888	1,888	1,888	1,888	1,888	9,439	1,888
Recap	0	587	587	587	587	587	2,937	587
BOS	0	0	0	0	0	0	0	0
Civ Salary	0	0	0	0	0	0	0	0
TRICARE	0	0	0	0	0	0	0	0
MIL PERSONNEL								
Off Salary	0	0	0	0	0	0	0	0
Enl Salary	0	0	0	0	0	0	0	0
House Allow	0	0	0	0	0	0	0	0
OTHER								
Mission Activ	0	0	0	0	0	0	0	0
Misc Recur	0	0	636	636	636	636	2,543	636
TOTAL RECUR	0	2,475	3,111	3,111	3,111	3,111	14,919	3,111
TOTAL COST	7,379	98,781	3,222	3,111	3,111	3,111	118,715	3,111
ONE-TIME SAVES -----(\$K)-----	2006	2007	2008	2009	2010	2011	Total	
CONSTRUCTION								
MILCON	0	0	0	0	0	0	0	
O&M								
1-Time Move	0	0	0	0	0	0	0	
MIL PERSONNEL								
Mil Moving	0	0	0	0	0	0	0	
OTHER								
Environmental	0	0	0	0	0	0	0	
1-Time Other	0	0	0	0	0	0	0	
TOTAL ONE-TIME	0	0	0	0	0	0	0	
RECURRINGSAVES -----(\$K)-----	2006	2007	2008	2009	2010	2011	Total	Beyond
FAM HOUSE OPS	0	0	0	0	0	0	0	0
O&M								
Sustainment	0	0	2,551	2,551	2,551	2,551	10,204	3,001
Recap	1,173	1,173	1,173	1,173	1,173	1,173	7,036	1,173
BOS	0	1	611	611	611	611	2,444	611
Civ Salary	0	120	240	240	240	240	1,079	240
MIL PERSONNEL								
Off Salary	0	62	125	125	125	125	562	125
Enl Salary	0	989	1,977	1,977	1,977	1,977	8,899	1,977
House Allow	0	0	0	0	0	0	0	0
OTHER								
Procurement	0	0	0	0	0	0	0	0
Mission Activ	0	0	0	0	0	0	0	0
Misc Recur	0	0	0	0	0	0	0	0
TOTAL RECUR	1,173	2,344	6,677	6,677	6,677	6,677	30,225	7,127
TOTAL SAVINGS	1,173	2,344	6,677	6,677	6,677	6,677	30,225	7,127

ADDER DETAIL REPORT (ADDER v6.10) - Page 3/3  
 Report Created 05/20/2005 12:01:42 PM

ONE-TIME NET -----(\$K)-----	2006	2007	2008	2009	2010	2011	Total	
CONSTRUCTION								
MILCON	7,242	80,468	0	0	0	0	87,710	
O&M								
Civ Retir/RIF	0	103	0	0	0	0	103	
Civ Moving	0	35	0	0	0	0	35	
Info Tech	0	0	0	0	0	0	0	
Other	27	29	111	0	0	0	167	
MIL PERSONNEL								
Mil Moving	0	106	0	0	0	0	106	
OTHER								
HAP / RSE	0	0	0	0	0	0	0	
Environmental	110	36	0	0	0	0	146	
Misn Contract	0	0	0	0	0	0	0	
1-Time Other	0	15,527	0	0	0	0	15,527	
TOTAL ONE-TIME	7,379	96,306	111	0	0	0	103,796	
RECURRING NET -----(\$K)-----	2006	2007	2008	2009	2010	2011	Total	Beyond
FAM HOUSE OPS	0	0	0	0	0	0	0	0
O&M								
Sustainment	0	1,888	-663	-663	-663	-663	-765	-1,113
Recap	-1,173	-585	-585	-585	-585	-585	-4,099	-585
BOS	0	-1	-611	-611	-611	-611	-2,444	-611
Civ Salary	0	-120	-240	-240	-240	-240	-1,079	-240
TRICARE	0	0	0	0	0	0	0	0
MIL PERSONNEL								
Mil Salary	0	-1,051	-2,102	-2,102	-2,102	-2,102	-9,461	-2,102
House Allow	0	0	0	0	0	0	0	0
OTHER								
Procurement	0	0	0	0	0	0	0	0
Mission Activ	0	0	0	0	0	0	0	0
Misc Recur	0	0	636	636	636	636	2,543	636
TOTAL RECUR	-1,173	130	-3,566	-3,566	-3,566	-3,566	-15,306	-4,016
TOTAL NET COST	6,207	96,436	-3,455	-3,566	-3,566	-3,566	88,491	-4,016



ADDER INPUT DATA REPORT (ADDER v6.10)  
Report Created 05/20/2005 12:01:41 PM

ADDER Data File: J:\RECOMMENDATION DEVELOPMENT\REVIEW FINAL\Completed\Sent to OSD\USA-0242v2 RC Transformation in New York\USA-0242v2 RC Transformation in New York-Criterion 5-COBRA\NY.ADR

COBRA Scenario Files used:

J:\RECOMMENDATION DEVELOPMENT\REVIEW FINAL\Completed\Sent to OSD\USA-0242v2 RC Transformation in New York\USA-0242v2 RC Transformation in New York-Criterion 5-COBRA\Criterion 5-COBRA Farmingdale, NY\AFRC Farmingdale, NY.CBR

J:\RECOMMENDATION DEVELOPMENT\REVIEW FINAL\Completed\Sent to OSD\USA-0242v2 RC Transformation in New York\USA-0242v2 RC Transformation in New York-Criterion 5-COBRA\Criterion 5-COBRA Niagara Fall, NY\AFRC Niagara Falls, NY.CBR

J:\RECOMMENDATION DEVELOPMENT\REVIEW FINAL\Completed\Sent to OSD\USA-0242v2 RC Transformation in New York\USA-0242v2 RC Transformation in New York-Criterion 5-COBRA\Criterion 5-COBRA Stewart Army Sub-Post, NY\AFRC Stewart Army Sub Post, NY.CBR

ADDER COMBINED NET PRESENT VALUES REPORT (ADDER v6.10)  
 Report Created 05/20/2005 12:01:41 PM

Year	Cost(\$)	Adjusted Cost(\$)	NPV(\$)
-----	-----	-----	-----
2006	6,206,661	6,121,551	6,121,551
2007	96,436,582	92,523,518	98,645,068
2008	-3,454,886	-3,224,415	95,420,653
2009	-3,565,917	-3,237,392	92,183,261
2010	-3,565,917	-3,149,214	89,034,047
2011	-3,565,917	-3,063,438	85,970,609
2012	-4,016,079	-3,356,193	82,614,415
2013	-4,016,079	-3,264,780	79,349,635
2014	-4,016,079	-3,175,856	76,173,780
2015	-4,016,079	-3,089,354	73,084,426
2016	-4,016,079	-3,005,208	70,079,218
2017	-4,016,079	-2,923,354	67,155,864
2018	-4,016,079	-2,843,730	64,312,134
2019	-4,016,079	-2,766,274	61,545,860
2020	-4,016,079	-2,690,928	58,854,932
2021	-4,016,079	-2,617,634	56,237,298
2022	-4,016,079	-2,546,337	53,690,961
2023	-4,016,079	-2,476,981	51,213,979
2024	-4,016,079	-2,409,515	48,804,464
2025	-4,016,079	-2,343,886	46,460,578
2026	-4,016,079	-2,280,045	44,180,533
2027	-4,016,079	-2,217,942	41,962,591
2028	-4,016,079	-2,157,532	39,805,059
2029	-4,016,079	-2,098,766	37,706,293
2030	-4,016,079	-2,041,601	35,664,692
2031	-4,016,079	-1,985,993	33,678,698
2032	-4,016,079	-1,931,900	31,746,798
2033	-4,016,079	-1,879,280	29,867,518
2034	-4,016,079	-1,828,094	28,039,424
2035	-4,016,079	-1,778,301	26,261,123
2036	-4,016,079	-1,729,865	24,531,257
2037	-4,016,079	-1,682,748	22,848,509
2038	-4,016,079	-1,636,914	21,211,595
2039	-4,016,079	-1,592,329	19,619,265
2040	-4,016,079	-1,548,958	18,070,307
2041	-4,016,079	-1,506,769	16,563,538
2042	-4,016,079	-1,465,728	15,097,809
2043	-4,016,079	-1,425,806	13,672,003
2044	-4,016,079	-1,386,971	12,285,032
2045	-4,016,079	-1,349,193	10,935,839
2046	-4,016,079	-1,312,445	9,623,394
2047	-4,016,079	-1,276,697	8,346,696
2048	-4,016,079	-1,241,923	7,104,773
2049	-4,016,079	-1,208,097	5,896,676
2050	-4,016,079	-1,175,191	4,721,484
2051	-4,016,079	-1,143,182	3,578,302
2052	-4,016,079	-1,112,045	2,466,257
2053	-4,016,079	-1,081,756	1,384,501
2054	-4,016,079	-1,052,292	332,209
2055	-4,016,079	-1,023,630	-691,421

ADDER COMBINED ONE-TIME COST REPORT (ADDER v6.10)  
 Report Created 05/20/2005 12:01:41 PM

(All values in 2005 Constant Dollars)

Category	Cost	Sub-Total
-----	----	-----
Construction		
Military Construction	87,710,021	
Total - Construction		87,710,021
Personnel		
Civilian RIF	103,513	
Civilian Early Retirement	0	
Eliminated Military PCS	106,442	
Unemployment	8,902	
Total - Personnel		218,857
Overhead		
Program Planning Support	62,900	
Support Contract Termination	0	
Mothball / Shutdown	95,731	
Total - Overhead		158,631
Moving		
Civilian Moving	0	
Civilian PPP	35,496	
Military Moving	0	
Freight	0	
Information Technologies	0	
One-Time Moving Costs	0	
Total - Moving		35,496
Other		
HAP / RSE	0	
Environmental Mitigation Costs	146,000	
Mission Contract Startup and Termination	0	
One-Time Unique Costs	15,527,440	
Total - Other		15,673,440
-----		
Total One-Time Costs		103,796,445
-----		
One-Time Savings		
Military Construction Cost Avoidances	0	
Military Moving	0	
One-Time Moving Savings	0	
Environmental Mitigation Savings	0	
One-Time Unique Savings	0	
-----		
Total One-Time Savings		0
-----		
Total Net One-Time Costs		103,796,445



SCENARIO ERROR REPORT (COBRA v6.10)

Data As Of 04/22/2005 11:16:14, Report Created 05/20/2005 11:38:17 AM

Department : Army  
Scenario File : J:\RECOMMENDATION DEVELOPMENT\REVIEW FINAL\Completed\Sent to OSD\USA-0242v2 RC Transformation in New York\USA-0242v2 RC Transformation in New York-Criterion 5-COBRA\Criterion 5-COBRA Farmingdale, NY\AFRC Farmingdale, NY.CBR  
Option Pkg Name: AFRC Farmingdale, Suffolk County, NY  
Std Fctrs File : D:\COBRA 6.10\Army COBRA 6.10\BRAC2005.SFF

OVERHEAD/SUSTAINMENT:

New Joint AFRC had a Sustainment budget of \$0K with 0 SF of facilities.

Department : Army  
 Scenario File : J:\RECOMMENDATION DEVELOPMENT\REVIEW FINAL\Completed\Sent to OSD\USA-0242v2 RC Transformation in New York\USA-0242v2 RC Transformation in New York-Criterion 5-COBRA\Criterion 5-COBRA Farmingdale, NY\AFRC Farmingdale, NY.CBR  
 Option Pkg Name: AFRC Farmingdale, Suffolk County, NY  
 Std Fctrs File : D:\COBRA 6.10\Army COBRA 6.10\BRAC2005.SFF

Starting Year : 2006  
 Final Year : 2008  
 Payback Year : 2032 (24 Years)

NPV in 2025(\$K): 10,111  
 1-Time Cost(\$K): 54,521

Net Costs in 2005 Constant Dollars (\$K)								
	2006	2007	2008	2009	2010	2011	Total	Beyond
	----	----	----	----	----	----	-----	-----
MilCon	3,790	42,113	0	0	0	0	45,903	0
Person	0	-915	-2,260	-2,260	-2,260	-2,260	-9,955	-2,260
Overhd	-584	806	-585	-650	-650	-650	-2,315	-885
Moving	0	35	0	0	0	0	35	0
Missio	0	0	0	0	0	0	0	0
Other	100	8,155	0	0	0	0	8,255	0
<b>TOTAL</b>	<b>3,306</b>	<b>50,195</b>	<b>-2,845</b>	<b>-2,910</b>	<b>-2,910</b>	<b>-2,910</b>	<b>41,924</b>	<b>-3,145</b>

	2006	2007	2008	2009	2010	2011	Total
	----	----	----	----	----	----	-----
<b>POSITIONS ELIMINATED</b>							
Off	0	1	0	0	0	0	1
Enl	0	23	0	0	0	0	23
Civ	0	4	0	0	0	0	4
<b>TOT</b>	<b>0</b>	<b>28</b>	<b>0</b>	<b>0</b>	<b>0</b>	<b>0</b>	<b>28</b>

<b>POSITIONS REALIGNED</b>							
Off	0	0	0	0	0	0	0
Enl	0	0	0	0	0	0	0
Stu	0	0	0	0	0	0	0
Civ	0	0	0	0	0	0	0
<b>TOT</b>	<b>0</b>	<b>0</b>	<b>0</b>	<b>0</b>	<b>0</b>	<b>0</b>	<b>0</b>

Summary:

-----  
 PIMS #14 USA #0165 AFRC FARMINGDALE, NY

Close the BG Theodore Roosevelt United States Army Reserve Center, Uniondale, New York, the Amityville Armed Forces Reserve Center (Army Reserve and Marine Corps Reserve), Amityville, New York, and re-locate units into a new Armed Forces Reserve Center with an Organizational Maintenance Shop on federal property licensed to the New York Army National Guard in Farmingdale, New York. The new AFRC shall have the capability to accommodate New York National Guard units from the following New York Army National Guard Readiness Centers: Bayshore, Freeport, Huntington Station, Patchogue and Riverhead, and Organizational Maintenance Shop 21, Bayshore, New York, if the State of New York decides to relocate those National Guard units.

Department : Army  
 Scenario File : J:\RECOMMENDATION DEVELOPMENT\REVIEW FINAL\Completed\Sent to OSD\USA-0242v2 RC Transformation in New York\USA-0242v2 RC Transformation in New York-Criterion 5-COBRA\Criterion 5-COBRA Farmingdale, NY\AFRC Farmingdale, NY.CBR  
 Option Pkg Name: AFRC Farmingdale, Suffolk County, NY  
 Std Fctrs File : D:\COBRA 6.10\Army COBRA 6.10\BRAC2005.SFF

Costs in 2005 Constant Dollars (\$K)								
	2006	2007	2008	2009	2010	2011	Total	Beyond
	----	----	----	----	----	----	----	-----
MilCon	3,790	42,113	0	0	0	0	45,903	0
Person	0	215	0	0	0	0	215	0
Overhd	27	1,417	1,785	1,720	1,720	1,720	8,390	1,720
Moving	0	35	0	0	0	0	35	0
Missio	0	0	0	0	0	0	0	0
Other	100	8,155	0	0	0	0	8,255	0
<b>TOTAL</b>	<b>3,917</b>	<b>51,936</b>	<b>1,785</b>	<b>1,720</b>	<b>1,720</b>	<b>1,720</b>	<b>62,799</b>	<b>1,720</b>

Savings in 2005 Constant Dollars (\$K)								
	2006	2007	2008	2009	2010	2011	Total	Beyond
	----	----	----	----	----	----	----	-----
MilCon	0	0	0	0	0	0	0	0
Person	0	1,130	2,260	2,260	2,260	2,260	10,170	2,260
Overhd	611	612	2,371	2,371	2,371	2,371	10,705	2,605
Moving	0	0	0	0	0	0	0	0
Missio	0	0	0	0	0	0	0	0
Other	0	0	0	0	0	0	0	0
<b>TOTAL</b>	<b>611</b>	<b>1,741</b>	<b>4,631</b>	<b>4,631</b>	<b>4,631</b>	<b>4,631</b>	<b>20,875</b>	<b>4,865</b>

COBRA PERSONNEL/SF/SUSTAINMENT/RECAP/BOS DELTAS REPORT (COBRA v6.10)  
 Data As Of 04/22/2005 11:16:14, Report Created 05/20/2005 11:38:17 AM

Department : Army  
 Scenario File : J:\RECOMMENDATION DEVELOPMENT\REVIEW FINAL\Completed\Sent to OSD\USA-0242v2 RC Transformation  
 in New York\USA-0242v2 RC Transformation in New York-Criterion 5-COBRA\Criterion 5-COBRA Farmingdale, NY\AFRC  
 Farmingdale, NY.CBR  
 Option Pkg Name: AFRC Farmingdale, Suffolk County, NY  
 Std Fctrs File : D:\COBRA 6.10\Army COBRA 6.10\BRAC2005.SFF

Base	Personnel			
	Start*	Finish*	Change	%Change
Bayshore NG	0	0	0	0%
Freeport NG	0	0	0	0%
Huntington Station	0	0	0	0%
Patchogue NG	0	0	0	0%
Riverhead NG	0	0	0	0%
Amityville USAR	28	0	-28	-100%
Uniodale USAR	0	0	0	0%
New Joint AFRC	0	0	0	0%
TOTAL	28	0	-28	-100%

Base	Square Footage				
	Start	Finish	Change	%Change	Chg/Per
Bayshore NG	47,400	0	-47,400	-100%	0
Freeport NG	34,700	0	-34,700	-100%	0
Huntington Station	31,100	0	-31,100	-100%	0
Patchogue NG	33,000	0	-33,000	-100%	0
Riverhead NG	32,000	0	-32,000	-100%	0
Amityville USAR	63,700	0	-63,700	-100%	2,275
Uniodale USAR	33,800	0	-33,800	-100%	0
New Joint AFRC	0	201,228	201,228	0%	0
TOTAL	275,700	201,228	-74,472	-27%	2,660

Base	Base Operations Support (2005\$)				
	Start*	Finish*	Change	%Change	Chg/Per
Bayshore NG	0	0	0	0%	0
Freeport NG	0	0	0	0%	0
Huntington Station	0	0	0	0%	0
Patchogue NG	0	0	0	0%	0
Riverhead NG	0	0	0	0%	0
Amityville USAR	272,000	0	-272,000	-100%	9,714
Uniodale USAR	159,000	0	-159,000	-100%	0
New Joint AFRC	0	0	0	0%	0
TOTAL	431,000	0	-431,000	-100%	15,393

COBRA PERSONNEL/SF/SUSTAINMENT/RECAP/BOS DELTAS REPORT (COBRA v6.10) - Page 2  
 Data As Of 04/22/2005 11:16:14, Report Created 05/20/2005 11:38:17 AM

Department : Army  
 Scenario File : J:\RECOMMENDATION DEVELOPMENT\REVIEW FINAL\Completed\Sent to OSD\USA-0242v2 RC Transformation in New York\USA-0242v2 RC Transformation in New York-Criterion 5-COBRA\Criterion 5-COBRA Farmingdale, NY\AFRC Farmingdale, NY.CBR  
 Option Pkg Name: AFRC Farmingdale, Suffolk County, NY  
 Std Fctrs File : D:\COBRA 6.10\Army COBRA 6.10\BRAC2005.SFF

Base	Sustainment (2005\$)				
	Start	Finish	Change	%Change	Chg/Per
Bayshore NG	269,000	0	-269,000	-100%	0
Freeport NG	196,700	0	-196,700	-100%	0
Huntington Station	176,300	0	-176,300	-100%	0
Patchogue NG	187,100	0	-187,100	-100%	0
Riverhead NG	181,800	0	-181,800	-100%	0
Amityville USAR	360,900	0	-360,900	-100%	12,889
Uniodale USAR	191,480	0	-191,480	-100%	0
New Joint AFRC	10	988,096	988,086	9880858%	0
TOTAL	1,563,290	988,096	-575,194	-37%	20,543

Base	Recapitalization (2005\$)				
	Start	Finish	Change	%Change	Chg/Per
Bayshore NG	105,117	0	-105,117	-100%	0
Freeport NG	76,877	0	-76,877	-100%	0
Huntington Station	68,902	0	-68,902	-100%	0
Patchogue NG	73,103	0	-73,103	-100%	0
Riverhead NG	71,048	0	-71,048	-100%	0
Amityville USAR	141,010	0	-141,010	-100%	5,036
Uniodale USAR	74,812	0	-74,812	-100%	0
New Joint AFRC	0	408,863	408,863	0%	0
TOTAL	610,869	408,863	-202,006	-33%	7,214

Base	Sustain + Recap + BOS (2005\$)				
	Start	Finish	Change	%Change	Chg/Per
Bayshore NG	374,117	0	-374,117	-100%	0
Freeport NG	273,577	0	-273,577	-100%	0
Huntington Station	245,202	0	-245,202	-100%	0
Patchogue NG	260,203	0	-260,203	-100%	0
Riverhead NG	252,848	0	-252,848	-100%	0
Amityville USAR	773,910	0	-773,910	-100%	27,640
Uniodale USAR	425,292	0	-425,292	-100%	0
New Joint AFRC	10	1,396,959	1,396,949	13969493%	0
TOTAL	2,605,159	1,396,959	-1,208,200	-46%	43,150

Base	Plant Replacement Value (2005\$)				
	Start	Finish	Change	%Change	Chg/Per
Bayshore NG	10,827,100	0	-10,827,100	-100%	0
Freeport NG	7,918,300	-0	-7,918,300	-100%	0
Huntington Station	7,096,900	0	-7,096,900	-100%	0
Patchogue NG	7,529,600	0	-7,529,600	-100%	0
Riverhead NG	7,318,000	0	-7,318,000	-100%	0
Amityville USAR	14,524,000	0	-14,524,000	-100%	518,714
Uniodale USAR	7,705,660	0	-7,705,660	-100%	0
New Joint AFRC	0	42,112,934	42,112,934	0%	0
TOTAL	62,919,560	42,112,934	-20,806,626	-33%	743,094

COBRA PERSONNEL/SF/SUSTAINMENT/RECAP/BOS DELTAS REPORT (COBRA v6.10) - Page 3  
Data As Of 04/22/2005 11:16:14, Report Created 05/20/2005 11:38:17 AM

Department : Army  
Scenario File : J:\RECOMMENDATION DEVELOPMENT\REVIEW FINAL\Completed\Sent to OSD\USA-0242v2 RC Transformation  
in New York\USA-0242v2 RC Transformation in New York-Criterion 5-COBRA\Criterion 5-COBRA Farmingdale, NY\AFRC  
Farmingdale, NY.CBR  
Option Pkg Name: AFRC Farmingdale, Suffolk County, NY  
Std Fctrs File : D:\COBRA 6.10\Army COBRA 6.10\BRAC2005.SFF

\* "Start" and "Finish" values for Personnel and BOS both include the Programmed  
Installation Population (non-BRAC) Changes, so that only changes attributable  
to the BRAC action are reflected in the "Change" columns of this report.

Department : Army  
 Scenario File : J:\RECOMMENDATION DEVELOPMENT\REVIEW FINAL\Completed\Sent to OSD\USA-0242v2 RC Transformation  
 in New York\USA-0242v2 RC Transformation in New York-Criterion 5-COBRA\Criterion 5-COBRA Farmingdale, NY\AFRC  
 Farmingdale, NY.CBR  
 Option Pkg Name: AFRC Farmingdale, Suffolk County, NY  
 Std Fctrs File : D:\COBRA 6.10\Army COBRA 6.10\BRAC2005.SFF

ONE-TIME COSTS	2006	2007	2008	2009	2010	2011	Total
-----(\$K)-----	----	----	----	----	----	----	-----
CONSTRUCTION							
MILCON	3,790	42,113	0	0	0	0	45,903
O&M							
CIV SALARY							
Civ RIF	0	103	0	0	0	0	103
Civ Retire	0	0	0	0	0	0	0
CIV MOVING							
Per Diem	0	0	0	0	0	0	0
POV Miles	0	0	0	0	0	0	0
Home Purch	0	0	0	0	0	0	0
HHG	0	0	0	0	0	0	0
Misc	0	0	0	0	0	0	0
House Hunt	0	0	0	0	0	0	0
PPP	0	35	0	0	0	0	35
RITA	0	0	0	0	0	0	0
FREIGHT							
Packing	0	0	0	0	0	0	0
Freight	0	0	0	0	0	0	0
Vehicles	0	0	0	0	0	0	0
Unemployment	0	9	0	0	0	0	9
OTHER							
Info Tech	0	0	0	0	0	0	0
Prog Manage	27	20	15	0	0	0	63
Supt Contract	0	0	0	0	0	0	0
Mothball	0	0	50	0	0	0	50
1-Time Move	0	0	0	0	0	0	0
MIL PERSONNEL							
MIL MOVING							
Per Diem	0	0	0	0	0	0	0
POV Miles	0	0	0	0	0	0	0
HHG	0	0	0	0	0	0	0
Misc	0	0	0	0	0	0	0
OTHER							
Elim PCS	0	102	0	0	0	0	102
OTHER							
HAP / RSE	0	0	0	0	0	0	0
Environmental	100	28	0	0	0	0	128
Misn Contract	0	0	0	0	0	0	0
1-Time Other	0	8,127	0	0	0	0	8,127
TOTAL ONE-TIME	3,917	50,539	65	0	0	0	54,521

TOTAL COBRA REALIGNMENT DETAIL REPORT (COBRA v6.10) - Page 2/27  
 Data As Of 04/22/2005 11:16:14, Report Created 05/20/2005 11:38:19 AM

Department : Army  
 Scenario File : J:\RECOMMENDATION DEVELOPMENT\REVIEW FINAL\Completed\Sent to OSD\USA-0242v2 RC Transformation in New York\USA-0242v2 RC Transformation in New York-Criterion 5-COBRA\Criterion 5-COBRA Farmingdale, NY\AFRC Farmingdale, NY.CBR  
 Option Pkg Name: AFRC Farmingdale, Suffolk County, NY  
 Std Fctrs File : D:\COBRA 6.10\Army COBRA 6.10\BRAC2005.SFF

RECURRINGCOSTS	2006	2007	2008	2009	2010	2011	Total	Beyond
-----(\$K)-----	----	----	----	----	----	----	-----	-----
O&M								
Sustainment	0	988	988	988	988	988	4,940	988
Recap	0	409	409	409	409	409	2,044	409
BOS	0	0	0	0	0	0	0	0
Civ Salary	0	0	0	0	0	0	0	0
TRICARE	0	0	0	0	0	0	0	0
MIL PERSONNEL								
Off Salary	0	0	0	0	0	0	0	0
Enl Salary	0	0	0	0	0	0	0	0
House Allow	0	0	0	0	0	0	0	0
OTHER								
Mission Activ	0	0	0	0	0	0	0	0
Misc Recur	0	0	323	323	323	323	1,293	323
TOTAL RECUR	0	1,397	1,720	1,720	1,720	1,720	8,278	1,720
TOTAL COST	3,917	51,936	1,785	1,720	1,720	1,720	62,799	1,720
ONE-TIME SAVES	2006	2007	2008	2009	2010	2011	Total	
-----(\$K)-----	----	----	----	----	----	----	-----	
CONSTRUCTION								
MILCON	0	0	0	0	0	0	0	
O&M								
1-Time Move	0	0	0	0	0	0	0	
MIL PERSONNEL								
Mil Moving	0	0	0	0	0	0	0	
OTHER								
Environmental	0	0	0	0	0	0	0	
1-Time Other	0	0	0	0	0	0	0	
TOTAL ONE-TIME	0	0	0	0	0	0	0	
RECURRINGSAVES	2006	2007	2008	2009	2010	2011	Total	Beyond
-----(\$K)-----	----	----	----	----	----	----	-----	-----
FAM HOUSE OPS	0	0	0	0	0	0	0	0
O&M								
Sustainment	0	0	1,329	1,329	1,329	1,329	5,315	1,563
Recap	611	611	611	611	611	611	3,665	611
BOS	0	1	431	431	431	431	1,725	431
Civ Salary	0	120	240	240	240	240	1,079	240
MIL PERSONNEL								
Off Salary	0	62	125	125	125	125	562	125
Enl Salary	0	947	1,895	1,895	1,895	1,895	8,528	1,895
House Allow	0	0	0	0	0	0	0	0
OTHER								
Procurement	0	0	0	0	0	0	0	0
Mission Activ	0	0	0	0	0	0	0	0
Misc Recur	0	0	0	0	0	0	0	0
TOTAL RECUR	611	1,741	4,631	4,631	4,631	4,631	20,875	4,865
TOTAL SAVINGS	611	1,741	4,631	4,631	4,631	4,631	20,875	4,865



TOTAL COBRA REALIGNMENT DETAIL REPORT (COBRA v6.10) - Page 3/27  
 Data As Of 04/22/2005 11:16:14, Report Created 05/20/2005 11:38:19 AM

Department : Army  
 Scenario File : J:\RECOMMENDATION DEVELOPMENT\REVIEW FINAL\Completed\Sent to OSD\USA-0242v2 RC Transformation in New York\USA-0242v2 RC Transformation in New York-Criterion 5-COBRA\Criterion 5-COBRA Farmingdale, NY\AFRC Farmingdale, NY.CBR  
 Option Pkg Name: AFRC Farmingdale, Suffolk County, NY  
 Std Fctrs File : D:\COBRA 6.10\Army COBRA 6.10\BRAC2005.SFF

ONE-TIME NET	2006	2007	2008	2009	2010	2011	Total	
-----(\$K)-----	----	----	----	----	----	----	-----	
<b>CONSTRUCTION</b>								
MILCON	3,790	42,113	0	0	0	0	45,903	
<b>O&amp;M</b>								
Civ Retir/RIF	0	103	0	0	0	0	103	
Civ Moving	0	35	0	0	0	0	35	
Info Tech	0	0	0	0	0	0	0	
Other	27	29	65	0	0	0	121	
<b>MIL PERSONNEL</b>								
Mil Moving	0	102	0	0	0	0	102	
<b>OTHER</b>								
HAP / RSE	0	0	0	0	0	0	0	
Environmental	100	28	0	0	0	0	128	
Misn Contract	0	0	0	0	0	0	0	
1-Time Other	0	8,127	0	0	0	0	8,127	
<b>TOTAL ONE-TIME</b>	<b>3,917</b>	<b>50,539</b>	<b>65</b>	<b>0</b>	<b>0</b>	<b>0</b>	<b>54,393</b>	
<b>RECURRING NET</b>								
-----(\$K)-----	-----	-----	-----	-----	-----	-----	-----	Beyond
FAM HOUSE OPS	0	0	0	0	0	0	0	0
<b>O&amp;M</b>								
Sustainment	0	988	-341	-341	-341	-341	-375	-575
Recap	-611	-202	-202	-202	-202	-202	-1,621	-202
BOS	0	-1	-431	-431	-431	-431	-1,725	-431
Civ Salary	0	-120	-240	-240	-240	-240	-1,079	-240
TRICARE	0	0	0	0	0	0	0	0
<b>MIL PERSONNEL</b>								
Mil Salary	0	-1,010	-2,020	-2,020	-2,020	-2,020	-9,091	-2,020
House Allow	0	0	0	0	0	0	0	0
<b>OTHER</b>								
Procurement	0	0	0	0	0	0	0	0
Mission Activ	0	0	0	0	0	0	0	0
Misc Recur	0	0	323	323	323	323	1,293	323
<b>TOTAL RECUR</b>	<b>-611</b>	<b>-345</b>	<b>-2,910</b>	<b>-2,910</b>	<b>-2,910</b>	<b>-2,910</b>	<b>-12,597</b>	<b>-3,145</b>
<b>TOTAL NET COST</b>	<b>3,306</b>	<b>50,195</b>	<b>-2,845</b>	<b>-2,910</b>	<b>-2,910</b>	<b>-2,910</b>	<b>41,924</b>	<b>-3,145</b>

Department : Army  
 Scenario File : J:\RECOMMENDATION DEVELOPMENT\REVIEW FINAL\Completed\Sent to OSD\USA-0242v2 RC Transformation in New York\USA-0242v2 RC Transformation in New York-Criterion 5-COBRA\Criterion 5-COBRA Farmingdale, NY\AFRC Farmingdale, NY.CBR  
 Option Pkg Name: AFRC Farmingdale, Suffolk County, NY  
 Std Fctrs File : D:\COBRA 6.10\Army COBRA 6.10\BRAC2005.SFF

Base: Bayshore NG, NY	2006	2007	2008	2009	2010	2011	Total
ONE-TIME COSTS	----	----	----	----	----	----	----
-----(\$K)-----							
CONSTRUCTION							
MILCON	0	0	0	0	0	0	0
O&M							
CIV SALARY							
Civ RIFs	0	0	0	0	0	0	0
Civ Retire	0	0	0	0	0	0	0
CIV MOVING							
Per Diem	0	0	0	0	0	0	0
POV Miles	0	0	0	0	0	0	0
Home Purch	0	0	0	0	0	0	0
HHG	0	0	0	0	0	0	0
Misc	0	0	0	0	0	0	0
House Hunt	0	0	0	0	0	0	0
PPP	0	0	0	0	0	0	0
RITA	0	0	0	0	0	0	0
FREIGHT							
Packing	0	0	0	0	0	0	0
Freight	0	0	0	0	0	0	0
Vehicles	0	0	0	0	0	0	0
Unemployment	0	0	0	0	0	0	0
OTHER							
Info Tech	0	0	0	0	0	0	0
Prog Manage	0	0	0	0	0	0	0
Supt Contract	0	0	0	0	0	0	0
Mothball	0	0	8	0	0	0	8
1-Time Move	0	0	0	0	0	0	0
MIL PERSONNEL							
MIL MOVING							
Per Diem	0	0	0	0	0	0	0
POV Miles	0	0	0	0	0	0	0
HHG	0	0	0	0	0	0	0
Misc	0	0	0	0	0	0	0
OTHER							
Elim PCS	0	0	0	0	0	0	0
OTHER							
HAP / RSE	0	0	0	0	0	0	0
Environmental	0	0	0	0	0	0	0
Misn Contract	0	0	0	0	0	0	0
1-Time Other	0	0	0	0	0	0	0
TOTAL ONE-TIME	0	0	8	0	0	0	8

Department : Army  
 Scenario File : J:\RECOMMENDATION DEVELOPMENT\REVIEW FINAL\Completed\Sent to OSD\USA-0242v2 RC Transformation in New York\USA-0242v2 RC Transformation in New York-Criterion 5-COBRA\Criterion 5-COBRA Farmingdale, NY\AFRC Farmingdale, NY.CBR  
 Option Pkg Name: AFRC Farmingdale, Suffolk County, NY  
 Std Fctrs File : D:\COBRA 6.10\Army COBRA 6.10\BRAC2005.SFF

Base: Bayshore NG, NY								
RECURRINGCOSTS	2006	2007	2008	2009	2010	2011	Total	Beyond
-----(\$K)-----	----	----	----	----	----	----	-----	-----
O&M								
Sustainment	0	0	0	0	0	0	0	0
Recap	0	0	0	0	0	0	0	0
BOS	0	0	0	0	0	0	0	0
Civ Salary	0	0	0	0	0	0	0	0
TRICARE	0	0	0	0	0	0	0	0
MIL PERSONNEL								
Off Salary	0	0	0	0	0	0	0	0
Enl Salary	0	0	0	0	0	0	0	0
House Allow	0	0	0	0	0	0	0	0
OTHER								
Mission Activ	0	0	0	0	0	0	0	0
Misc Recur	0	0	0	0	0	0	0	0
TOTAL RECUR	0	0	0	0	0	0	0	0
TOTAL COSTS	0	0	8	0	0	0	8	0
ONE-TIME SAVES								
-----(\$K)-----	2006	2007	2008	2009	2010	2011	Total	
-----(\$K)-----	----	----	----	----	----	----	-----	
CONSTRUCTION								
MILCON	0	0	0	0	0	0	0	
O&M								
1-Time Move	0	0	0	0	0	0	0	
MIL PERSONNEL								
Mil Moving	0	0	0	0	0	0	0	
OTHER								
Environmental	0	0	0	0	0	0	0	
1-Time Other	0	0	0	0	0	0	0	
TOTAL ONE-TIME	0	0	0	0	0	0	0	
RECURRINGSAVES								
-----(\$K)-----	2006	2007	2008	2009	2010	2011	Total	Beyond
-----(\$K)-----	----	----	----	----	----	----	-----	-----
FAM HOUSE OPS	0	0	0	0	0	0	0	0
O&M								
Sustainment	0	0	229	229	229	229	915	269
Recap	105	105	105	105	105	105	631	105
BOS	0	0	0	0	0	0	0	0
Civ Salary	0	0	0	0	0	0	0	0
MIL PERSONNEL								
Off Salary	0	0	0	0	0	0	0	0
Enl Salary	0	0	0	0	0	0	0	0
House Allow	0	0	0	0	0	0	0	0
OTHER								
Procurement	0	0	0	0	0	0	0	0
Mission Activ	0	0	0	0	0	0	0	0
Misc Recur	0	0	0	0	0	0	0	0
TOTAL RECUR	105	105	334	334	334	334	1,545	374
TOTAL SAVINGS	105	105	334	334	334	334	1,545	374

Department : Army  
 Scenario File : J:\RECOMMENDATION DEVELOPMENT\REVIEW FINAL\Completed\Sent to OSD\USA-0242v2 RC Transformation in New York\USA-0242v2 RC Transformation in New York-Criterion 5-COBRA\Criterion 5-COBRA Farmingdale, NY\AFRC Farmingdale, NY.CBR  
 Option Pkg Name: AFRC Farmingdale, Suffolk County, NY  
 Std Fctrs File : D:\COBRA 6.10\Army COBRA 6.10\BRAC2005.SFF

Base: Bayshore NG, NY								
ONE-TIME NET	2006	2007	2008	2009	2010	2011	Total	
-----(\$K)-----	----	----	----	----	----	----	-----	-----
<b>CONSTRUCTION</b>								
MILCON	0	0	0	0	0	0	0	
<b>O&amp;M</b>								
Civ Retir/RIF	0	0	0	0	0	0	0	
Civ Moving	0	0	0	0	0	0	0	
Info Tech	0	0	0	0	0	0	0	
Other	0	0	8	0	0	0	8	
<b>MIL PERSONNEL</b>								
Mil Moving	0	0	0	0	0	0	0	
<b>OTHER</b>								
HAP / RSE	0	0	0	0	0	0	0	
Environmental	0	0	0	0	0	0	0	
Misn Contract	0	0	0	0	0	0	0	
1-Time Other	0	0	0	0	0	0	0	
<b>TOTAL ONE-TIME</b>	<b>0</b>	<b>0</b>	<b>8</b>	<b>0</b>	<b>0</b>	<b>0</b>	<b>8</b>	
<b>RECURRING NET</b>								
-----(\$K)-----	-----	-----	-----	-----	-----	-----	-----	-----
FAM HOUSE OPS	0	0	0	0	0	0	0	0
<b>O&amp;M</b>								
Sustainment	0	0	-229	-229	-229	-229	-915	-269
Recap	-105	-105	-105	-105	-105	-105	-631	-105
BOS	0	0	0	0	0	0	0	0
Civ Salary	0	0	0	0	0	0	0	0
TRICARE	0	0	0	0	0	0	0	0
<b>MIL PERSONNEL</b>								
Mil Salary	0	0	0	0	0	0	0	0
House Allow	0	0	0	0	0	0	0	0
<b>OTHER</b>								
Procurement	0	0	0	0	0	0	0	0
Mission Activ	0	0	0	0	0	0	0	0
Misc Recur	0	0	0	0	0	0	0	0
<b>TOTAL RECUR</b>	<b>-105</b>	<b>-105</b>	<b>-334</b>	<b>-334</b>	<b>-334</b>	<b>-334</b>	<b>-1,545</b>	<b>-374</b>
<b>TOTAL NET COST</b>	<b>-105</b>	<b>-105</b>	<b>-325</b>	<b>-334</b>	<b>-334</b>	<b>-334</b>	<b>-1,537</b>	<b>-374</b>

Department : Army  
 Scenario File : J:\RECOMMENDATION DEVELOPMENT\REVIEW FINAL\Completed\Sent to OSD\USA-0242v2 RC Transformation in New York\USA-0242v2 RC Transformation in New York-Criterion 5-COBRA\Criterion 5-COBRA Farmingdale, NY\AFRC Farmingdale, NY.CBR  
 Option Pkg Name: AFRC Farmingdale, Suffolk County, NY  
 Std Fctrs File : D:\COBRA 6.10\Army COBRA 6.10\BRAC2005.SFF

Base: Freeport NG, NY	2006	2007	2008	2009	2010	2011	Total
ONE-TIME COSTS	----	----	----	----	----	----	-----
-----(\$K)-----	----	----	----	----	----	----	-----
CONSTRUCTION							
MILCON	0	0	0	0	0	0	0
O&M							
CIV SALARY							
Civ RIFs	0	0	0	0	0	0	0
Civ Retire	0	0	0	0	0	0	0
CIV MOVING							
Per Diem	0	0	0	0	0	0	0
POV Miles	0	0	0	0	0	0	0
Home Purch	0	0	0	0	0	0	0
HHG	0	0	0	0	0	0	0
Misc	0	0	0	0	0	0	0
House Hunt	0	0	0	0	0	0	0
PPP	0	0	0	0	0	0	0
RITA	0	0	0	0	0	0	0
FREIGHT							
Packing	0	0	0	0	0	0	0
Freight	0	0	0	0	0	0	0
Vehicles	0	0	0	0	0	0	0
Unemployment	0	0	0	0	0	0	0
OTHER							
Info Tech	0	0	0	0	0	0	0
Prog Manage	0	0	0	0	0	0	0
Supt Contract	0	0	0	0	0	0	0
Mothball	0	0	6	0	0	0	6
1-Time Move	0	0	0	0	0	0	0
MIL PERSONNEL							
MIL MOVING							
Per Diem	0	0	0	0	0	0	0
POV Miles	0	0	0	0	0	0	0
HHG	0	0	0	0	0	0	0
Misc	0	0	0	0	0	0	0
OTHER							
Elim PCS	0	0	0	0	0	0	0
OTHER							
HAP / RSE	0	0	0	0	0	0	0
Environmental	0	0	0	0	0	0	0
Misn Contract	0	0	0	0	0	0	0
1-Time Other	0	0	0	0	0	0	0
TOTAL ONE-TIME	0	0	6	0	0	0	6

Department : Army  
 Scenario File : J:\RECOMMENDATION DEVELOPMENT\REVIEW FINAL\Completed\Sent to OSD\USA-0242v2 RC Transformation in New York\USA-0242v2 RC Transformation in New York-Criterion 5-COBRA\Criterion 5-COBRA Farmingdale, NY\AFRC Farmingdale, NY.CBR  
 Option Pkg Name: AFRC Farmingdale, Suffolk County, NY  
 Std Fctrs File : D:\COBRA 6.10\Army COBRA 6.10\BRAC2005.SFF

Base: Freeport NG, NY								
RECURRINGCOSTS	2006	2007	2008	2009	2010	2011	Total	Beyond
-----(\$K)-----	----	----	----	----	----	----	-----	-----
O&M								
Sustainment	0	0	0	0	0	0	0	0
Recap	0	0	0	0	0	0	0	0
BOS	0	0	0	0	0	0	0	0
Civ Salary	0	0	0	0	0	0	0	0
TRICARE	0	0	0	0	0	0	0	0
MIL PERSONNEL								
Off Salary	0	0	0	0	0	0	0	0
Enl Salary	0	0	0	0	0	0	0	0
House Allow	0	0	0	0	0	0	0	0
OTHER								
Mission Activ	0	0	0	0	0	0	0	0
Misc Recur	0	0	0	0	0	0	0	0
TOTAL RECUR	0	0	0	0	0	0	0	0
TOTAL COSTS	0	0	6	0	0	0	6	0
ONE-TIME SAVES								
-----(\$K)-----	2006	2007	2008	2009	2010	2011	Total	
-----(\$K)-----	----	----	----	----	----	----	-----	
CONSTRUCTION								
MILCON	0	0	0	0	0	0	0	
O&M								
1-Time Move	0	0	0	0	0	0	0	
MIL PERSONNEL								
Mil Moving	0	0	0	0	0	0	0	
OTHER								
Environmental	0	0	0	0	0	0	0	
1-Time Other	0	0	0	0	0	0	0	
TOTAL ONE-TIME	0	0	0	0	0	0	0	
RECURRINGSAVES								
-----(\$K)-----	2006	2007	2008	2009	2010	2011	Total	Beyond
-----(\$K)-----	----	----	----	----	----	----	-----	-----
FAM HOUSE OPS	0	0	0	0	0	0	0	0
O&M								
Sustainment	0	0	167	167	167	167	669	197
Recap	77	77	77	77	77	77	461	77
BOS	0	0	0	0	0	0	0	0
Civ Salary	0	0	0	0	0	0	0	0
MIL PERSONNEL								
Off Salary	0	0	0	0	0	0	0	0
Enl Salary	0	0	0	0	0	0	0	0
House Allow	0	0	0	0	0	0	0	0
OTHER								
Procurement	0	0	0	0	0	0	0	0
Mission Activ	0	0	0	0	0	0	0	0
Misc Recur	0	0	0	0	0	0	0	0
TOTAL RECUR	77	77	244	244	244	244	1,130	273
TOTAL SAVINGS	77	77	244	244	244	244	1,130	273

Department : Army  
 Scenario File : J:\RECOMMENDATION DEVELOPMENT\REVIEW FINAL\Completed\Sent to OSD\USA-0242v2 RC Transformation in New York\USA-0242v2 RC Transformation in New York-Criterion 5-COBRA\Criterion 5-COBRA Farmingdale, NY\AFRC Farmingdale, NY.CBR  
 Option Pkg Name: AFRC Farmingdale, Suffolk County, NY  
 Std Fctrs File : D:\COBRA 6.10\Army COBRA 6.10\BRAC2005.SFF

Base: Freeport NG, NY								
ONE-TIME NET	2006	2007	2008	2009	2010	2011	Total	
-----(\$K)-----	----	----	----	----	----	----	-----	-----
<b>CONSTRUCTION</b>								
MILCON	0	0	0	0	0	0	0	
<b>O&amp;M</b>								
Civ Retir/RIF	0	0	0	0	0	0	0	
Civ Moving	0	0	0	0	0	0	0	
Info Tech	0	0	0	0	0	0	0	
Other	0	0	6	0	0	0	6	
<b>MIL PERSONNEL</b>								
Mil Moving	0	0	0	0	0	0	0	
<b>OTHER</b>								
HAP / RSE	0	0	0	0	0	0	0	
Environmental	0	0	0	0	0	0	0	
Misn Contract	0	0	0	0	0	0	0	
1-Time Other	0	0	0	0	0	0	0	
<b>TOTAL ONE-TIME</b>	<b>0</b>	<b>0</b>	<b>6</b>	<b>0</b>	<b>0</b>	<b>0</b>	<b>6</b>	
<b>RECURRING NET</b>								
-----(\$K)-----	-----	-----	-----	-----	-----	-----	-----	-----
FAM HOUSE OPS	0	0	0	0	0	0	0	0
<b>O&amp;M</b>								
Sustainment	0	0	-167	-167	-167	-167	-669	-197
Recap	-77	-77	-77	-77	-77	-77	-461	-77
BOS	0	0	0	0	0	0	0	0
Civ Salary	0	0	0	0	0	0	0	0
TRICARE	0	0	0	0	0	0	0	0
<b>MIL PERSONNEL</b>								
Mil Salary	0	0	0	0	0	0	0	0
House Allow	0	0	0	0	0	0	0	0
<b>OTHER</b>								
Procurement	0	0	0	0	0	0	0	0
Mission Activ	0	0	0	0	0	0	0	0
Misc Recur	0	0	0	0	0	0	0	0
<b>TOTAL RECUR</b>	<b>-77</b>	<b>-77</b>	<b>-244</b>	<b>-244</b>	<b>-244</b>	<b>-244</b>	<b>-1,130</b>	<b>-273</b>
<b>TOTAL NET COST</b>	<b>-77</b>	<b>-77</b>	<b>-238</b>	<b>-244</b>	<b>-244</b>	<b>-244</b>	<b>-1,124</b>	<b>-273</b>

Department : Army  
 Scenario File : J:\RECOMMENDATION DEVELOPMENT\REVIEW FINAL\Completed\Sent to OSD\USA-0242v2 RC Transformation  
 in New York\USA-0242v2 RC Transformation in New York-Criterion 5-COBRA\Criterion 5-COBRA Farmingdale, NY\AFRC  
 Farmingdale, NY.CBR  
 Option Pkg Name: AFRC Farmingdale, Suffolk County, NY  
 Std Fctrs File : D:\COBRA 6.10\Army COBRA 6.10\BRAC2005.SFF

Base: Huntington Station, NY	2006	2007	2008	2009	2010	2011	Total
ONE-TIME COSTS	2006	2007	2008	2009	2010	2011	Total
-----(\$K)-----	----	----	----	----	----	----	-----
CONSTRUCTION							
MILCON	0	0	0	0	0	0	0
O&M							
CIV SALARY							
Civ RIFs	0	0	0	0	0	0	0
Civ Retire	0	0	0	0	0	0	0
CIV MOVING							
Per Diem	0	0	0	0	0	0	0
POV Miles	0	0	0	0	0	0	0
Home Purch	0	0	0	0	0	0	0
HHG	0	0	0	0	0	0	0
Misc	0	0	0	0	0	0	0
House Hunt	0	0	0	0	0	0	0
PPP	0	0	0	0	0	0	0
RITA	0	0	0	0	0	0	0
FREIGHT							
Packing	0	0	0	0	0	0	0
Freight	0	0	0	0	0	0	0
Vehicles	0	0	0	0	0	0	0
Unemployment	0	0	0	0	0	0	0
OTHER							
Info Tech	0	0	0	0	0	0	0
Prog Manage	0	0	0	0	0	0	0
Supt Contrac	0	0	0	0	0	0	0
Mothball	0	0	5	0	0	0	5
1-Time Move	0	0	0	0	0	0	0
MIL PERSONNEL							
MIL MOVING							
Per Diem	0	0	0	0	0	0	0
POV Miles	0	0	0	0	0	0	0
HHG	0	0	0	0	0	0	0
Misc	0	0	0	0	0	0	0
OTHER							
Elim PCS	0	0	0	0	0	0	0
OTHER							
HAP / RSE	0	0	0	0	0	0	0
Environmental	0	0	0	0	0	0	0
Misn Contract	0	0	0	0	0	0	0
1-Time Other	0	0	0	0	0	0	0
TOTAL ONE-TIME	0	0	5	0	0	0	5



Department : Army  
 Scenario File : J:\RECOMMENDATION DEVELOPMENT\REVIEW FINAL\Completed\Sent to OSD\USA-0242v2 RC Transformation in New York\USA-0242v2 RC Transformation in New York-Criterion 5-COBRA\Criterion 5-COBRA Farmingdale, NY\AFRC Farmingdale, NY.CBR  
 Option Pkg Name: AFRC Farmingdale, Suffolk County, NY  
 Std Fctrs File : D:\COBRA 6.10\Army COBRA 6.10\BRAC2005.SFF

Base: Huntington Station, NY								
RECURRINGCOSTS	2006	2007	2008	2009	2010	2011	Total	Beyond
-----(\$K)-----	----	----	----	----	----	----	-----	-----
O&M								
Sustainment	0	0	0	0	0	0	0	0
Recap	0	0	0	0	0	0	0	0
BOS	0	0	0	0	0	0	0	0
Civ Salary	0	0	0	0	0	0	0	0
TRICARE	0	0	0	0	0	0	0	0
MIL PERSONNEL								
Off Salary	0	0	0	0	0	0	0	0
Enl Salary	0	0	0	0	0	0	0	0
House Allow	0	0	0	0	0	0	0	0
OTHER								
Mission Activ	0	0	0	0	0	0	0	0
Misc Recur	0	0	0	0	0	0	0	0
TOTAL RECUR	0	0	0	0	0	0	0	0
TOTAL COSTS	0	0	5	0	0	0	5	0
ONE-TIME SAVES								
-----(\$K)-----	---- <td>---- <td>---- <td>---- <td>---- <td>---- <td>----- <td>-----</td> </td></td></td></td></td></td>	---- <td>---- <td>---- <td>---- <td>---- <td>----- <td>-----</td> </td></td></td></td></td>	---- <td>---- <td>---- <td>---- <td>----- <td>-----</td> </td></td></td></td>	---- <td>---- <td>---- <td>----- <td>-----</td> </td></td></td>	---- <td>---- <td>----- <td>-----</td> </td></td>	---- <td>----- <td>-----</td> </td>	----- <td>-----</td>	-----
CONSTRUCTION								
MILCON	0	0	0	0	0	0	0	0
O&M								
1-Time Move	0	0	0	0	0	0	0	0
MIL PERSONNEL								
Mil Moving	0	0	0	0	0	0	0	0
OTHER								
Environmental	0	0	0	0	0	0	0	0
1-Time Other	0	0	0	0	0	0	0	0
TOTAL ONE-TIME	0	0	0	0	0	0	0	0
RECURRINGSAVES								
-----(\$K)-----	---- <td>---- <td>---- <td>---- <td>---- <td>---- <td>----- <td>-----</td> </td></td></td></td></td></td>	---- <td>---- <td>---- <td>---- <td>---- <td>----- <td>-----</td> </td></td></td></td></td>	---- <td>---- <td>---- <td>---- <td>----- <td>-----</td> </td></td></td></td>	---- <td>---- <td>---- <td>----- <td>-----</td> </td></td></td>	---- <td>---- <td>----- <td>-----</td> </td></td>	---- <td>----- <td>-----</td> </td>	----- <td>-----</td>	-----
FAM HOUSE OPS	0	0	0	0	0	0	0	0
O&M								
Sustainment	0	0	150	150	150	150	599	176
Recap	69	69	69	69	69	69	413	69
BOS	0	0	0	0	0	0	0	0
Civ Salary	0	0	0	0	0	0	0	0
MIL PERSONNEL								
Off Salary	0	0	0	0	0	0	0	0
Enl Salary	0	0	0	0	0	0	0	0
House Allow	0	0	0	0	0	0	0	0
OTHER								
Procurement	0	0	0	0	0	0	0	0
Mission Activ	0	0	0	0	0	0	0	0
Misc Recur	0	0	0	0	0	0	0	0
TOTAL RECUR	69	69	219	219	219	219	1,013	245
TOTAL SAVINGS	69	69	219	219	219	219	1,013	245

Department : Army  
 Scenario File : J:\RECOMMENDATION DEVELOPMENT\REVIEW FINAL\Completed\Sent to OSD\USA-0242v2 RC Transformation in New York\USA-0242v2 RC Transformation in New York-Criterion 5-COBRA\Criterion 5-COBRA Farmingdale, NY\AFRC Farmingdale, NY.CBR  
 Option Pkg Name: AFRC Farmingdale, Suffolk County, NY  
 Std Fctrs File : D:\COBRA 6.10\Army COBRA 6.10\BRAC2005.SFF

Base: Huntington Station, NY								
ONE-TIME NET	2006	2007	2008	2009	2010	2011	Total	
-----(\$K)-----	----	----	----	----	----	----	-----	
<b>CONSTRUCTION</b>								
MILCON	0	0	0	0	0	0	0	
<b>O&amp;M</b>								
Civ Retir/RIF	0	0	0	0	0	0	0	
Civ Moving	0	0	0	0	0	0	0	
Info Tech	0	0	0	0	0	0	0	
Other	0	0	5	0	0	0	5	
<b>MIL PERSONNEL</b>								
Mil Moving	0	0	0	0	0	0	0	
<b>OTHER</b>								
HAP / RSE	0	0	0	0	0	0	0	
Environmental	0	0	0	0	0	0	0	
Misn Contract	0	0	0	0	0	0	0	
1-Time Other	0	0	0	0	0	0	0	
<b>TOTAL ONE-TIME</b>	<b>0</b>	<b>0</b>	<b>5</b>	<b>0</b>	<b>0</b>	<b>0</b>	<b>5</b>	
<b>RECURRING NET</b>								
-----(\$K)-----	-----	-----	-----	-----	-----	-----	Total	Beyond
FAM HOUSE OPS	0	0	0	0	0	0	0	0
<b>O&amp;M</b>								
Sustainment	0	0	-150	-150	-150	-150	-599	-176
Recap	-69	-69	-69	-69	-69	-69	-413	-69
BOS	0	0	0	0	0	0	0	0
Civ Salary	0	0	0	0	0	0	0	0
TRICARE	0	0	0	0	0	0	0	0
<b>MIL PERSONNEL</b>								
Mil Salary	0	0	0	0	0	0	0	0
House Allow	0	0	0	0	0	0	0	0
<b>OTHER</b>								
Procurement	0	0	0	0	0	0	0	0
Mission Activ	0	0	0	0	0	0	0	0
Misc Recur	0	0	0	0	0	0	0	0
<b>TOTAL RECUR</b>	<b>-69</b>	<b>-69</b>	<b>-219</b>	<b>-219</b>	<b>-219</b>	<b>-219</b>	<b>-1,013</b>	<b>-245</b>
<b>TOTAL NET COST</b>	<b>-69</b>	<b>-69</b>	<b>-213</b>	<b>-219</b>	<b>-219</b>	<b>-219</b>	<b>-1,007</b>	<b>-245</b>

Department : Army  
 Scenario File : J:\RECOMMENDATION DEVELOPMENT\REVIEW FINAL\Completed\Sent to OSD\USA-0242v2 RC Transformation  
 in New York\USA-0242v2 RC Transformation in New York-Criterion 5-COBRA\Criterion 5-COBRA Farmingdale, NY\AFRC  
 Farmingdale, NY.CBR  
 Option Pkg Name: AFRC Farmingdale, Suffolk County, NY  
 Std Fctrs File : D:\COBRA 6.10\Army COBRA 6.10\BRAC2005.SFF

Base: Patchogue NG, NY	2006	2007	2008	2009	2010	2011	Total
ONE-TIME COSTS	----	----	----	----	----	----	-----
-----(\$K)-----	----	----	----	----	----	----	-----
CONSTRUCTION							
MILCON	0	0	0	0	0	0	0
O&M							
CIV SALARY							
Civ RIFs	0	0	0	0	0	0	0
Civ Retire	0	0	0	0	0	0	0
CIV MOVING							
Per Diem	0	0	0	0	0	0	0
POV Miles	0	0	0	0	0	0	0
Home Purch	0	0	0	0	0	0	0
HHG	0	0	0	0	0	0	0
Misc	0	0	0	0	0	0	0
House Hunt	0	0	0	0	0	0	0
PPP	0	0	0	0	0	0	0
RITA	0	0	0	0	0	0	0
FREIGHT							
Packing	0	0	0	0	0	0	0
Freight	0	0	0	0	0	0	0
Vehicles	0	0	0	0	0	0	0
Unemployment	0	0	0	0	0	0	0
OTHER							
Info Tech	0	0	0	0	0	0	0
Prog Manage	0	0	0	0	0	0	0
Supt Contrac	0	0	0	0	0	0	0
Mothball	0	0	6	0	0	0	6
1-Time Move	0	0	0	0	0	0	0
MIL PERSONNEL							
MIL MOVING							
Per Diem	0	0	0	0	0	0	0
POV Miles	0	0	0	0	0	0	0
HHG	0	0	0	0	0	0	0
Misc	0	0	0	0	0	0	0
OTHER							
Elim PCS	0	0	0	0	0	0	0
OTHER							
HAP / RSE	0	0	0	0	0	0	0
Environmental	0	0	0	0	0	0	0
Misn Contract	0	0	0	0	0	0	0
1-Time Other	0	0	0	0	0	0	0
TOTAL ONE-TIME	0	0	6	0	0	0	6

Department : Army  
 Scenario File : J:\RECOMMENDATION DEVELOPMENT\REVIEW FINAL\Completed\Sent to OSD\USA-0242v2 RC Transformation in New York\USA-0242v2 RC Transformation in New York-Criterion 5-COBRA\Criterion 5-COBRA Farmingdale, NY\AFRC Farmingdale, NY.CBR  
 Option Pkg Name: AFRC Farmingdale, Suffolk County, NY  
 Std Fctrs File : D:\COBRA 6.10\Army COBRA 6.10\BRAC2005.SFF

Base: Patchogue NG, NY								
RECURRINGCOSTS	2006	2007	2008	2009	2010	2011	Total	Beyond
-----(\$K)-----	----	----	----	----	----	----	-----	-----
O&M								
Sustainment	0	0	0	0	0	0	0	0
Recap	0	0	0	0	0	0	0	0
BOS	0	0	0	0	0	0	0	0
Civ Salary	0	0	0	0	0	0	0	0
TRICARE	0	0	0	0	0	0	0	0
MIL PERSONNEL								
Off Salary	0	0	0	0	0	0	0	0
Enl Salary	0	0	0	0	0	0	0	0
House Allow	0	0	0	0	0	0	0	0
OTHER								
Mission Activ	0	0	0	0	0	0	0	0
Misc Recur	0	0	0	0	0	0	0	0
TOTAL RECUR	0	0	0	0	0	0	0	0
TOTAL COSTS	0	0	6	0	0	0	6	0
ONE-TIME SAVES								
-----(\$K)-----	2006	2007	2008	2009	2010	2011	Total	
CONSTRUCTION								
MILCON	0	0	0	0	0	0	0	
O&M								
1-Time Move	0	0	0	0	0	0	0	
MIL PERSONNEL								
Mil Moving	0	0	0	0	0	0	0	
OTHER								
Environmental	0	0	0	0	0	0	0	
1-Time Other	0	0	0	0	0	0	0	
TOTAL ONE-TIME	0	0	0	0	0	0	0	
RECURRINGSAVES								
-----(\$K)-----	2006	2007	2008	2009	2010	2011	Total	Beyond
FAM HOUSE OPS	0	0	0	0	0	0	0	0
O&M								
Sustainment	0	0	159	159	159	159	636	187
Recap	73	73	73	73	73	73	439	73
BOS	0	0	0	0	0	0	0	0
Civ Salary	0	0	0	0	0	0	0	0
MIL PERSONNEL								
Off Salary	0	0	0	0	0	0	0	0
Enl Salary	0	0	0	0	0	0	0	0
House Allow	0	0	0	0	0	0	0	0
OTHER								
Procurement	0	0	0	0	0	0	0	0
Mission Activ	0	0	0	0	0	0	0	0
Misc Recur	0	0	0	0	0	0	0	0
TOTAL RECUR	73	73	232	232	232	232	1,075	260
TOTAL SAVINGS	73	73	232	232	232	232	1,075	260

Department : Army  
 Scenario File : J:\RECOMMENDATION DEVELOPMENT\REVIEW FINAL\Completed\Sent to OSD\USA-0242v2 RC Transformation in New York\USA-0242v2 RC Transformation in New York-Criterion 5-COBRA\Criterion 5-COBRA Farmingdale, NY\AFRC Farmingdale, NY.CBR  
 Option Pkg Name: AFRC Farmingdale, Suffolk County, NY  
 Std Fctrs File : D:\COBRA 6.10\Army COBRA 6.10\BRAC2005.SFF

Base: Patchogue NG, NY								
ONE-TIME NET	2006	2007	2008	2009	2010	2011	Total	
-----(\$K)-----	----	----	----	----	----	----	-----	-----
CONSTRUCTION								
MILCON	0	0	0	0	0	0	0	
O&M								
Civ Retir/RIF	0	0	0	0	0	0	0	
Civ Moving	0	0	0	0	0	0	0	
Info Tech	0	0	0	0	0	0	0	
Other	0	0	6	0	0	0	6	
MIL PERSONNEL								
Mil Moving	0	0	0	0	0	0	0	
OTHER								
HAP / RSE	0	0	0	0	0	0	0	
Environmental	0	0	0	0	0	0	0	
Misn Contract	0	0	0	0	0	0	0	
1-Time Other	0	0	0	0	0	0	0	
TOTAL ONE-TIME	0	0	6	0	0	0	6	
RECURRING NET	2006	2007	2008	2009	2010	2011	Total	Beyond
-----(\$K)-----	----	----	----	----	----	----	-----	-----
FAM HOUSE OPS								
O&M								
Sustainment	0	0	-159	-159	-159	-159	-636	-187
Recap	-73	-73	-73	-73	-73	-73	-439	-73
BOS	0	0	0	0	0	0	0	0
Civ Salary	0	0	0	0	0	0	0	0
TRICARE	0	0	0	0	0	0	0	0
MIL PERSONNEL								
Mil Salary	0	0	0	0	0	0	0	0
House Allow	0	0	0	0	0	0	0	0
OTHER								
Procurement	0	0	0	0	0	0	0	0
Mission Activ	0	0	0	0	0	0	0	0
Misc Recur	0	0	0	0	0	0	0	0
TOTAL RECUR	-73	-73	-232	-232	-232	-232	-1,075	-260
TOTAL NET COST	-73	-73	-226	-232	-232	-232	-1,069	-260

Department : Army  
 Scenario File : J:\RECOMMENDATION DEVELOPMENT\REVIEW FINAL\Completed\Sent to OSD\USA-0242v2 RC Transformation in New York\USA-0242v2 RC Transformation in New York-Criterion 5-COBRA\Criterion 5-COBRA Farmingdale, NY\AFRC Farmingdale, NY.CBR  
 Option Pkg Name: AFRC Farmingdale, Suffolk County, NY  
 Std Fctrs File : D:\COBRA 6.10\Army COBRA 6.10\BRAC2005.SFF

Base: Riverhead NG, NY	2006	2007	2008	2009	2010	2011	Total
ONE-TIME COSTS	----	----	----	----	----	----	-----
-----(\$K)-----	----	----	----	----	----	----	-----
CONSTRUCTION							
MILCON	0	0	0	0	0	0	0
O&M							
CIV SALARY							
Civ RIFs	0	0	0	0	0	0	0
Civ Retire	0	0	0	0	0	0	0
CIV MOVING							
Per Diem	0	0	0	0	0	0	0
POV Miles	0	0	0	0	0	0	0
Home Purch	0	0	0	0	0	0	0
HHG	0	0	0	0	0	0	0
Misc	0	0	0	0	0	0	0
House Hunt	0	0	0	0	0	0	0
PPP	0	0	0	0	0	0	0
RITA	0	0	0	0	0	0	0
FREIGHT							
Packing	0	0	0	0	0	0	0
Freight	0	0	0	0	0	0	0
Vehicles	0	0	0	0	0	0	0
Unemployment	0	0	0	0	0	0	0
OTHER							
Info Tech	0	0	0	0	0	0	0
Prog Manage	0	0	0	0	0	0	0
Supt Contract	0	0	0	0	0	0	0
Mothball	0	0	6	0	0	0	6
1-Time Move	0	0	0	0	0	0	0
MIL PERSONNEL							
MIL MOVING							
Per Diem	0	0	0	0	0	0	0
POV Miles	0	0	0	0	0	0	0
HHG	0	0	0	0	0	0	0
Misc	0	0	0	0	0	0	0
OTHER							
Elim PCS	0	0	0	0	0	0	0
OTHER							
HAP / RSE	0	0	0	0	0	0	0
Environmental	0	0	0	0	0	0	0
Misn Contract	0	0	0	0	0	0	0
1-Time Other	0	0	0	0	0	0	0
TOTAL ONE-TIME	0	0	6	0	0	0	6

Department : Army  
 Scenario File : J:\RECOMMENDATION DEVELOPMENT\REVIEW FINAL\Completed\Sent to OSD\USA-0242v2 RC Transformation in New York\USA-0242v2 RC Transformation in New York-Criterion 5-COBRA\Criterion 5-COBRA Farmingdale, NY\AFRC Farmingdale, NY.CBR  
 Option Pkg Name: AFRC Farmingdale, Suffolk County, NY  
 Std Fctrs File : D:\COBRA 6.10\Army COBRA 6.10\BRAC2005.SFF

Base: Riverhead NG, NY								
RECURRINGCOSTS	2006	2007	2008	2009	2010	2011	Total	Beyond
-----(\$K)-----	----	----	----	----	----	----	-----	-----
O&M								
Sustainment	0	0	0	0	0	0	0	0
Recap	0	0	0	0	0	0	0	0
BOS	0	0	0	0	0	0	0	0
Civ Salary	0	0	0	0	0	0	0	0
TRICARE	0	0	0	0	0	0	0	0
MIL PERSONNEL								
Off Salary	0	0	0	0	0	0	0	0
Enl Salary	0	0	0	0	0	0	0	0
House Allow	0	0	0	0	0	0	0	0
OTHER								
Mission Activ	0	0	0	0	0	0	0	0
Misc Recur	0	0	0	0	0	0	0	0
TOTAL RECUR	0	0	0	0	0	0	0	0
TOTAL COSTS	0	0	6	0	0	0	6	0
ONE-TIME SAVES								
-----(\$K)-----	2006	2007	2008	2009	2010	2011	Total	
-----(\$K)-----	----	----	----	----	----	----	-----	
CONSTRUCTION								
MILCON	0	0	0	0	0	0	0	
O&M								
1-Time Move	0	0	0	0	0	0	0	
MIL PERSONNEL								
Mil Moving	0	0	0	0	0	0	0	
OTHER								
Environmental	0	0	0	0	0	0	0	
1-Time Other	0	0	0	0	0	0	0	
TOTAL ONE-TIME	0	0	0	0	0	0	0	
RECURRINGSAVES								
-----(\$K)-----	2006	2007	2008	2009	2010	2011	Total	Beyond
-----(\$K)-----	----	----	----	----	----	----	-----	-----
FAM HOUSE OPS	0	0	0	0	0	0	0	0
O&M								
Sustainment	0	0	154	154	154	154	618	182
Recap	71	71	71	71	71	71	426	71
BOS	0	0	0	0	0	0	0	0
Civ Salary	0	0	0	0	0	0	0	0
MIL PERSONNEL								
Off Salary	0	0	0	0	0	0	0	0
Enl Salary	0	0	0	0	0	0	0	0
House Allow	0	0	0	0	0	0	0	0
OTHER								
Procurement	0	0	0	0	0	0	0	0
Mission Activ	0	0	0	0	0	0	0	0
Misc Recur	0	0	0	0	0	0	0	0
TOTAL RECUR	71	71	225	225	225	225	1,044	253
TOTAL SAVINGS	71	71	225	225	225	225	1,044	253

Department : Army  
 Scenario File : J:\RECOMMENDATION DEVELOPMENT\REVIEW FINAL\Completed\Sent to OSD\USA-0242v2 RC Transformation in New York\USA-0242v2 RC Transformation in New York-Criterion 5-COBRA\Criterion 5-COBRA Farmingdale, NY\AFRC Farmingdale, NY.CBR  
 Option Pkg Name: AFRC Farmingdale, Suffolk County, NY  
 Std Fctrs File : D:\COBRA 6.10\Army COBRA 6.10\BRAC2005.SFF

Base: Riverhead NG, NY								
ONE-TIME NET	2006	2007	2008	2009	2010	2011	Total	
-----(\$K)-----	----	----	----	----	----	----	-----	
CONSTRUCTION								
MILCON	0	0	0	0	0	0	0	
O&M								
Civ Retir/RIF	0	0	0	0	0	0	0	
Civ Moving	0	0	0	0	0	0	0	
Info Tech	0	0	0	0	0	0	0	
Other	0	0	6	0	0	0	6	
MIL PERSONNEL								
Mil Moving	0	0	0	0	0	0	0	
OTHER								
HAP / RSE	0	0	0	0	0	0	0	
Environmental	0	0	0	0	0	0	0	
Misn Contract	0	0	0	0	0	0	0	
1-Time Other	0	0	0	0	0	0	0	
TOTAL ONE-TIME	0	0	6	0	0	0	6	
RECURRING NET								
-----(\$K)-----	----	----	----	----	----	----	-----	Beyond
FAM HOUSE OPS	0	0	0	0	0	0	0	0
O&M								
Sustainment	0	0	-154	-154	-154	-154	-618	-182
Recap	-71	-71	-71	-71	-71	-71	-426	-71
BOS	0	0	0	0	0	0	0	0
Civ Salary	0	0	0	0	0	0	0	0
TRICARE	0	0	0	0	0	0	0	0
MIL PERSONNEL								
Mil Salary	0	0	0	0	0	0	0	0
House Allow	0	0	0	0	0	0	0	0
OTHER								
Procurement	0	0	0	0	0	0	0	0
Mission Activ	0	0	0	0	0	0	0	0
Misc Recur	0	0	0	0	0	0	0	0
TOTAL RECUR	-71	-71	-225	-225	-225	-225	-1,044	-253
TOTAL NET COST	-71	-71	-220	-225	-225	-225	-1,039	-253



Department : Army  
 Scenario File : J:\RECOMMENDATION DEVELOPMENT\REVIEW FINAL\Completed\Sent to OSD\USA-0242v2 RC Transformation in New York\USA-0242v2 RC Transformation in New York-Criterion 5-COBRA\Criterion 5-COBRA Farmingdale, NY\AFRC Farmingdale, NY.CBR  
 Option Pkg Name: AFRC Farmingdale, Suffolk County, NY  
 Std Fctrs File : D:\COBRA 6.10\Army COBRA 6.10\BRAC2005.SFF

Base: Amityville USAR, NY	2006	2007	2008	2009	2010	2011	Total
ONE-TIME COSTS	2006	2007	2008	2009	2010	2011	Total
-----(\$K)-----	----	----	----	----	----	----	-----
CONSTRUCTION							
MILCON	0	0	0	0	0	0	0
O&M							
CIV SALARY							
Civ RIFs	0	103	0	0	0	0	103
Civ Retire	0	0	0	0	0	0	0
CIV MOVING							
Per Diem	0	0	0	0	0	0	0
POV Miles	0	0	0	0	0	0	0
Home Purch	0	0	0	0	0	0	0
HHG	0	0	0	0	0	0	0
Misc	0	0	0	0	0	0	0
House Hunt	0	0	0	0	0	0	0
PPP	0	35	0	0	0	0	35
RITA	0	0	0	0	0	0	0
FREIGHT							
Packing	0	0	0	0	0	0	0
Freight	0	0	0	0	0	0	0
Vehicles	0	0	0	0	0	0	0
Unemployment	0	9	0	0	0	0	9
OTHER							
Info Tech	0	0	0	0	0	0	0
Prog Manage	27	20	15	0	0	0	63
Supt Contract	0	0	0	0	0	0	0
Mothball	0	0	11	0	0	0	11
1-Time Move	0	0	0	0	0	0	0
MIL PERSONNEL							
MIL MOVING							
Per Diem	0	0	0	0	0	0	0
POV Miles	0	0	0	0	0	0	0
HHG	0	0	0	0	0	0	0
Misc	0	0	0	0	0	0	0
OTHER							
Elim PCS	0	102	0	0	0	0	102
OTHER							
HAP / RSE	0	0	0	0	0	0	0
Environmental	0	8	0	0	0	0	8
Misn Contract	0	0	0	0	0	0	0
1-Time Other	0	0	0	0	0	0	0
TOTAL ONE-TIME	27	279	27	0	0	0	333

Department : Army  
 Scenario File : J:\RECOMMENDATION DEVELOPMENT\REVIEW FINAL\Completed\Sent to OSD\USA-0242v2 RC Transformation in New York\USA-0242v2 RC Transformation in New York-Criterion 5-COBRA\Criterion 5-COBRA Farmingdale, NY\AFRC Farmingdale, NY.CBR  
 Option Pkg Name: AFRC Farmingdale, Suffolk County, NY  
 Std Fctrs File : D:\COBRA 6.10\Army COBRA 6.10\BRAC2005.SFF

Base: Amityville USAR, NY	2006	2007	2008	2009	2010	2011	Total	Beyond
RECURRINGCOSTS								
-----(\$K)-----	----	----	----	----	----	----	-----	-----
O&M								
Sustainment	0	0	0	0	0	0	0	0
Recap	0	0	0	0	0	0	0	0
BOS	0	0	0	0	0	0	0	0
Civ Salary	0	0	0	0	0	0	0	0
TRICARE	0	0	0	0	0	0	0	0
MIL PERSONNEL								
Off Salary	0	0	0	0	0	0	0	0
Enl Salary	0	0	0	0	0	0	0	0
House Allow	0	0	0	0	0	0	0	0
OTHER								
Mission Activ	0	0	0	0	0	0	0	0
Misc Recur	0	0	0	0	0	0	0	0
TOTAL RECUR	0	0	0	0	0	0	0	0
TOTAL COSTS	27	279	27	0	0	0	333	0
ONE-TIME SAVES	2006	2007	2008	2009	2010	2011	Total	
-----(\$K)-----	----	----	----	----	----	----	-----	
CONSTRUCTION								
MILCON	0	0	0	0	0	0	0	
O&M								
1-Time Move	0	0	0	0	0	0	0	
MIL PERSONNEL								
Mil Moving	0	0	0	0	0	0	0	
OTHER								
Environmental	0	0	0	0	0	0	0	
1-Time Other	0	0	0	0	0	0	0	
TOTAL ONE-TIME	0	0	0	0	0	0	0	
RECURRINGSAVES	2006	2007	2008	2009	2010	2011	Total	Beyond
-----(\$K)-----	----	----	----	----	----	----	-----	-----
FAM HOUSE OPS	0	0	0	0	0	0	0	0
O&M								
Sustainment	0	0	307	307	307	307	1,227	361
Recap	141	141	141	141	141	141	846	141
BOS	0	1	272	272	272	272	1,089	272
Civ Salary	0	120	240	240	240	240	1,079	240
MIL PERSONNEL								
Off Salary	0	62	125	125	125	125	562	125
Enl Salary	0	947	1,895	1,895	1,895	1,895	8,528	1,895
House Allow	0	0	0	0	0	0	0	0
OTHER								
Procurement	0	0	0	0	0	0	0	0
Mission Activ	0	0	0	0	0	0	0	0
Misc Recur	0	0	0	0	0	0	0	0
TOTAL RECUR	141	1,272	2,980	2,980	2,980	2,980	13,332	3,034
TOTAL SAVINGS	141	1,272	2,980	2,980	2,980	2,980	13,332	3,034

Department : Army  
 Scenario File : J:\RECOMMENDATION DEVELOPMENT\REVIEW FINAL\Completed\Sent to OSD\USA-0242v2 RC Transformation in New York\USA-0242v2 RC Transformation in New York-Criterion 5-COBRA\Criterion 5-COBRA Farmingdale, NY\AFRC Farmingdale, NY.CBR  
 Option Pkg Name: AFRC Farmingdale, Suffolk County, NY  
 Std Fctrs File : D:\COBRA 6.10\Army COBRA 6.10\BRAC2005.SFF

Base: Amityville USAR, NY								
ONE-TIME NET	2006	2007	2008	2009	2010	2011	Total	
-----(\$K)-----	----	----	----	----	----	----	-----	-----
<b>CONSTRUCTION</b>								
MILCON	0	0	0	0	0	0	0	
<b>O&amp;M</b>								
Civ Retir/RIF	0	103	0	0	0	0	103	
Civ Moving	0	35	0	0	0	0	35	
Info Tech	0	0	0	0	0	0	0	
Other	27	29	27	0	0	0	83	
<b>MIL PERSONNEL</b>								
Mil Moving	0	102	0	0	0	0	102	
<b>OTHER</b>								
HAP / RSE	0	0	0	0	0	0	0	
Environmental	0	8	0	0	0	0	8	
Misn Contract	0	0	0	0	0	0	0	
1-Time Other	0	0	0	0	0	0	0	
<b>TOTAL ONE-TIME</b>	<b>27</b>	<b>279</b>	<b>27</b>	<b>0</b>	<b>0</b>	<b>0</b>	<b>333</b>	
<b>RECURRING NET</b>								
-----(\$K)-----	-----	-----	-----	-----	-----	-----	-----	-----
FAM HOUSE OPS	0	0	0	0	0	0	0	0
<b>O&amp;M</b>								
Sustainment	0	0	-307	-307	-307	-307	-1,227	-361
Recap	-141	-141	-141	-141	-141	-141	-846	-141
BOS	0	-1	-272	-272	-272	-272	-1,089	-272
Civ Salary	0	-120	-240	-240	-240	-240	-1,079	-240
TRICARE	0	0	0	0	0	0	0	0
<b>MIL PERSONNEL</b>								
Mil Salary	0	-1,010	-2,020	-2,020	-2,020	-2,020	-9,091	-2,020
House Allow	0	0	0	0	0	0	0	0
<b>OTHER</b>								
Procurement	0	0	0	0	0	0	0	0
Mission Activ	0	0	0	0	0	0	0	0
Misc Recur	0	0	0	0	0	0	0	0
<b>TOTAL RECUR</b>	<b>-141</b>	<b>-1,272</b>	<b>-2,980</b>	<b>-2,980</b>	<b>-2,980</b>	<b>-2,980</b>	<b>-13,332</b>	<b>-3,034</b>
<b>TOTAL NET COST</b>	<b>-114</b>	<b>-993</b>	<b>-2,953</b>	<b>-2,980</b>	<b>-2,980</b>	<b>-2,980</b>	<b>-12,999</b>	<b>-3,034</b>

Department : Army  
 Scenario File : J:\RECOMMENDATION DEVELOPMENT\REVIEW FINAL\Completed\Sent to OSD\USA-0242v2 RC Transformation  
 in New York\USA-0242v2 RC Transformation in New York-Criterion 5-COBRA\Criterion 5-COBRA Farmingdale, NY\AFRC  
 Farmingdale, NY.CBR  
 Option Pkg Name: AFRC Farmingdale, Suffolk County, NY  
 Std Fctrs File : D:\COBRA 6.10\Army COBRA 6.10\BRAC2005.SFF

Base: Uniodale USAR, NY	2006	2007	2008	2009	2010	2011	Total
ONE-TIME COSTS	2006	2007	2008	2009	2010	2011	Total
-----(\$K)-----	----	----	----	----	----	----	-----
CONSTRUCTION							
MILCON	0	0	0	0	0	0	0
O&M							
CIV SALARY							
Civ RIFs	0	0	0	0	0	0	0
Civ Retire	0	0	0	0	0	0	0
CIV MOVING							
Per Diem	0	0	0	0	0	0	0
POV Miles	0	0	0	0	0	0	0
Home Purch	0	0	0	0	0	0	0
HHG	0	0	0	0	0	0	0
Misc	0	0	0	0	0	0	0
House Hunt	0	0	0	0	0	0	0
PPP	0	0	0	0	0	0	0
RITA	0	0	0	0	0	0	0
FREIGHT							
Packing	0	0	0	0	0	0	0
Freight	0	0	0	0	0	0	0
Vehicles	0	0	0	0	0	0	0
Unemployment	0	0	0	0	0	0	0
OTHER							
Info Tech	0	0	0	0	0	0	0
Prog Manage	0	0	0	0	0	0	0
Supt Contrac	0	0	0	0	0	0	0
Mothball	0	0	6	0	0	0	6
1-Time Move	0	0	0	0	0	0	0
MIL PERSONNEL							
MIL MOVING							
Per Diem	0	0	0	0	0	0	0
POV Miles	0	0	0	0	0	0	0
HHG	0	0	0	0	0	0	0
Misc	0	0	0	0	0	0	0
OTHER							
Elim PCS	0	0	0	0	0	0	0
OTHER							
HAP / RSE	0	0	0	0	0	0	0
Environmental	0	20	0	0	0	0	20
Misn Contract	0	0	0	0	0	0	0
1-Time Other	0	0	0	0	0	0	0
TOTAL ONE-TIME	0	20	6	0	0	0	26

Department : Army  
 Scenario File : J:\RECOMMENDATION DEVELOPMENT\REVIEW FINAL\Completed\Sent to OSD\USA-0242v2 RC Transformation in New York\USA-0242v2 RC Transformation in New York-Criterion 5-COBRA\Criterion 5-COBRA Farmingdale, NY\AFRC Farmingdale, NY.CBR  
 Option Pkg Name: AFRC Farmingdale, Suffolk County, NY  
 Std Fctrs File : D:\COBRA 6.10\Army COBRA 6.10\BRAC2005.SFF

Base: Uniodale USAR, NY								
RECURRINGCOSTS	2006	2007	2008	2009	2010	2011	Total	Beyond
-----(\$K)-----	----	----	----	----	----	----	-----	-----
O&M								
Sustainment	0	0	0	0	0	0	0	0
Recap	0	0	0	0	0	0	0	0
BOS	0	0	0	0	0	0	0	0
Civ Salary	0	0	0	0	0	0	0	0
TRICARE	0	0	0	0	0	0	0	0
MIL PERSONNEL								
Off Salary	0	0	0	0	0	0	0	0
Enl Salary	0	0	0	0	0	0	0	0
House Allow	0	0	0	0	0	0	0	0
OTHER								
Mission Activ	0	0	0	0	0	0	0	0
Misc Recur	0	0	0	0	0	0	0	0
TOTAL RECUR	0	0	0	0	0	0	0	0
TOTAL COSTS	0	20	6	0	0	0	26	0
ONE-TIME SAVES								
-----(\$K)-----	---- <td>---- <td>---- <td>---- <td>---- <td>---- <td>-----</td> <td>-----</td> </td></td></td></td></td>	---- <td>---- <td>---- <td>---- <td>---- <td>-----</td> <td>-----</td> </td></td></td></td>	---- <td>---- <td>---- <td>---- <td>-----</td> <td>-----</td> </td></td></td>	---- <td>---- <td>---- <td>-----</td> <td>-----</td> </td></td>	---- <td>---- <td>-----</td> <td>-----</td> </td>	---- <td>-----</td> <td>-----</td>	-----	-----
CONSTRUCTION								
MILCON	0	0	0	0	0	0	0	0
O&M								
1-Time Move	0	0	0	0	0	0	0	0
MIL PERSONNEL								
Mil Moving	0	0	0	0	0	0	0	0
OTHER								
Environmental	0	0	0	0	0	0	0	0
1-Time Other	0	0	0	0	0	0	0	0
TOTAL ONE-TIME	0	0	0	0	0	0	0	0
RECURRINGSAVES								
-----(\$K)-----	---- <td>---- <td>---- <td>---- <td>---- <td>---- <td>-----</td> <td>-----</td> </td></td></td></td></td>	---- <td>---- <td>---- <td>---- <td>---- <td>-----</td> <td>-----</td> </td></td></td></td>	---- <td>---- <td>---- <td>---- <td>-----</td> <td>-----</td> </td></td></td>	---- <td>---- <td>---- <td>-----</td> <td>-----</td> </td></td>	---- <td>---- <td>-----</td> <td>-----</td> </td>	---- <td>-----</td> <td>-----</td>	-----	-----
FAM HOUSE OPS	0	0	0	0	0	0	0	0
O&M								
Sustainment	0	0	163	163	163	163	651	191
Recap	75	75	75	75	75	75	449	75
BOS	0	0	159	159	159	159	636	159
Civ Salary	0	0	0	0	0	0	0	0
MIL PERSONNEL								
Off Salary	0	0	0	0	0	0	0	0
Enl Salary	0	0	0	0	0	0	0	0
House Allow	0	0	0	0	0	0	0	0
OTHER								
Procurement	0	0	0	0	0	0	0	0
Mission Activ	0	0	0	0	0	0	0	0
Misc Recur	0	0	0	0	0	0	0	0
TOTAL RECUR	75	75	396	396	396	396	1,736	425
TOTAL SAVINGS	75	75	396	396	396	396	1,736	425

Department : Army  
 Scenario File : J:\RECOMMENDATION DEVELOPMENT\REVIEW FINAL\Completed\Sent to OSD\USA-0242v2 RC Transformation in New York\USA-0242v2 RC Transformation in New York-Criterion 5-COBRA\Criterion 5-COBRA Farmingdale, NY\AFRC Farmingdale, NY.CBR  
 Option Pkg Name: AFRC Farmingdale, Suffolk County, NY  
 Std Fctrs File : D:\COBRA 6.10\Army COBRA 6.10\BRAC2005.SFF

Base: Uniodale USAR, NY								
ONE-TIME NET	2006	2007	2008	2009	2010	2011	Total	
-----(\$K)-----	----	----	----	----	----	----	-----	-----
<b>CONSTRUCTION</b>								
MILCON	0	0	0	0	0	0	0	
<b>O&amp;M</b>								
Civ Retir/RIF	0	0	0	0	0	0	0	
Civ Moving	0	0	0	0	0	0	0	
Info Tech	0	0	0	0	0	0	0	
Other	0	0	6	0	0	0	6	
<b>MIL PERSONNEL</b>								
Mil Moving	0	0	0	0	0	0	0	
<b>OTHER</b>								
HAP / RSE	0	0	0	0	0	0	0	
Environmental	0	20	0	0	0	0	20	
Misn Contract	0	0	0	0	0	0	0	
1-Time Other	0	0	0	0	0	0	0	
<b>TOTAL ONE-TIME</b>	<b>0</b>	<b>20</b>	<b>6</b>	<b>0</b>	<b>0</b>	<b>0</b>	<b>26</b>	
<b>RECURRING NET</b>								
-----(\$K)-----	-----	-----	-----	-----	-----	-----	-----	-----
FAM HOUSE OPS	0	0	0	0	0	0	0	0
<b>O&amp;M</b>								
Sustainment	0	0	-163	-163	-163	-163	-651	-191
Recap	-75	-75	-75	-75	-75	-75	-449	-75
BOS	0	0	-159	-159	-159	-159	-636	-159
Civ Salary	0	0	0	0	0	0	0	0
TRICARE	0	0	0	0	0	0	0	0
<b>MIL PERSONNEL</b>								
Mil Salary	0	0	0	0	0	0	0	0
House Allow	0	0	0	0	0	0	0	0
<b>OTHER</b>								
Procurement	0	0	0	0	0	0	0	0
Mission Activ	0	0	0	0	0	0	0	0
Misc Recur	0	0	0	0	0	0	0	0
<b>TOTAL RECUR</b>	<b>-75</b>	<b>-75</b>	<b>-396</b>	<b>-396</b>	<b>-396</b>	<b>-396</b>	<b>-1,736</b>	<b>-425</b>
<b>TOTAL NET COST</b>	<b>-75</b>	<b>-55</b>	<b>-390</b>	<b>-396</b>	<b>-396</b>	<b>-396</b>	<b>-1,710</b>	<b>-425</b>

Department : Army  
 Scenario File : J:\RECOMMENDATION DEVELOPMENT\REVIEW FINAL\Completed\Sent to OSD\USA-0242v2 RC Transformation  
 in New York\USA-0242v2 RC Transformation in New York-Criterion 5-COBRA\Criterion 5-COBRA Farmingdale, NY\AFRC  
 Farmingdale, NY.CBR  
 Option Pkg Name: AFRC Farmingdale, Suffolk County, NY  
 Std Fctrs File : D:\COBRA 6.10\Army COBRA 6.10\BRAC2005.SFF

Base: New Joint AFRC, NY	2006	2007	2008	2009	2010	2011	Total
ONE-TIME COSTS	2006	2007	2008	2009	2010	2011	Total
-----(\$K)-----	----	----	----	----	----	----	-----
CONSTRUCTION							
MILCON	3,790	42,113	0	0	0	0	45,903
O&M							
CIV SALARY							
Civ RIFs	0	0	0	0	0	0	0
Civ Retire	0	0	0	0	0	0	0
CIV MOVING							
Per Diem	0	0	0	0	0	0	0
POV Miles	0	0	0	0	0	0	0
Home Purch	0	0	0	0	0	0	0
HHG	0	0	0	0	0	0	0
Misc	0	0	0	0	0	0	0
House Hunt	0	0	0	0	0	0	0
PPP	0	0	0	0	0	0	0
RITA	0	0	0	0	0	0	0
FREIGHT							
Packing	0	0	0	0	0	0	0
Freight	0	0	0	0	0	0	0
Vehicles	0	0	0	0	0	0	0
Unemployment	0	0	0	0	0	0	0
OTHER							
Info Tech	0	0	0	0	0	0	0
Prog Manage	0	0	0	0	0	0	0
Supt Contrac	0	0	0	0	0	0	0
Mothball	0	0	0	0	0	0	0
1-Time Move	0	0	0	0	0	0	0
MIL PERSONNEL							
MIL MOVING							
Per Diem	0	0	0	0	0	0	0
POV Miles	0	0	0	0	0	0	0
HHG	0	0	0	0	0	0	0
Misc	0	0	0	0	0	0	0
OTHER							
Elim PCS	0	0	0	0	0	0	0
OTHER							
HAP / RSE	0	0	0	0	0	0	0
Environmental	100	0	0	0	0	0	100
Misn Contract	0	0	0	0	0	0	0
1-Time Other	0	8,127	0	0	0	0	8,127
TOTAL ONE-TIME	3,890	50,240	0	0	0	0	54,131

Department : Army  
 Scenario File : J:\RECOMMENDATION DEVELOPMENT\REVIEW FINAL\Completed\Sent to OSD\USA-0242v2 RC Transformation in New York\USA-0242v2 RC Transformation in New York-Criterion 5-COBRA\Criterion 5-COBRA Farmingdale, NY\AFRC Farmingdale, NY.CBR  
 Option Pkg Name: AFRC Farmingdale, Suffolk County, NY  
 Std Fctrs File : D:\COBRA 6.10\Army COBRA 6.10\BRAC2005.SFF

Base: New Joint AFRC, NY	2006	2007	2008	2009	2010	2011	Total	Beyond
RECURRINGCOSTS								
-----(\$K)-----	----	----	----	----	----	----	-----	-----
O&M								
Sustainment	0	988	988	988	988	988	4,940	988
Recap	0	409	409	409	409	409	2,044	409
BOS	0	0	0	0	0	0	0	0
Civ Salary	0	0	0	0	0	0	0	0
TRICARE	0	0	0	0	0	0	0	0
MIL PERSONNEL								
Off Salary	0	0	0	0	0	0	0	0
Enl Salary	0	0	0	0	0	0	0	0
House Allow	0	0	0	0	0	0	0	0
OTHER								
Mission Activ	0	0	0	0	0	0	0	0
Misc Recur	0	0	323	323	323	323	1,293	323
TOTAL RECUR	0	1,397	1,720	1,720	1,720	1,720	8,278	1,720
TOTAL COSTS	3,890	51,637	1,720	1,720	1,720	1,720	62,409	1,720
ONE-TIME SAVES	2006	2007	2008	2009	2010	2011	Total	
-----(\$K)-----	----	----	----	----	----	----	-----	
CONSTRUCTION								
MILCON	0	0	0	0	0	0	0	
O&M								
1-Time Move	0	0	0	0	0	0	0	
MIL PERSONNEL								
Mil Moving	0	0	0	0	0	0	0	
OTHER								
Environmental	0	0	0	0	0	0	0	
1-Time Other	0	0	0	0	0	0	0	
TOTAL ONE-TIME	0	0	0	0	0	0	0	
RECURRINGSAVES	2006	2007	2008	2009	2010	2011	Total	Beyond
-----(\$K)-----	----	----	----	----	----	----	-----	-----
FAM HOUSE OPS	0	0	0	0	0	0	0	0
O&M								
Sustainment	0	0	0	0	0	0	0	0
Recap	0	0	0	0	0	0	0	0
BOS	0	0	0	0	0	0	0	0
Civ Salary	0	0	0	0	0	0	0	0
MIL PERSONNEL								
Off Salary	0	0	0	0	0	0	0	0
Enl Salary	0	0	0	0	0	0	0	0
House Allow	0	0	0	0	0	0	0	0
OTHER								
Procurement	0	0	0	0	0	0	0	0
Mission Activ	0	0	0	0	0	0	0	0
Misc Recur	0	0	0	0	0	0	0	0
TOTAL RECUR	0	0	0	0	0	0	0	0
TOTAL SAVINGS	0	0	0	0	0	0	0	0



Department : Army  
 Scenario File : J:\RECOMMENDATION DEVELOPMENT\REVIEW FINAL\Completed\Sent to OSD\USA-0242v2 RC Transformation in New York\USA-0242v2 RC Transformation in New York-Criterion 5-COBRA\Criterion 5-COBRA Farmingdale, NY\AFRC Farmingdale, NY.CBR  
 Option Pkg Name: AFRC Farmingdale, Suffolk County, NY  
 Std Fctrs File : D:\COBRA 6.10\Army COBRA 6.10\BRAC2005.SFF

Base: New Joint AFRC, NY								
ONE-TIME NET	2006	2007	2008	2009	2010	2011	Total	
-----(\$K)-----	----	----	----	----	----	----	-----	-----
<b>CONSTRUCTION</b>								
MILCON	3,790	42,113	0	0	0	0	45,903	
<b>O&amp;M</b>								
Civ Retir/RIF	0	0	0	0	0	0	0	
Civ Moving	0	0	0	0	0	0	0	
Info Tech	0	0	0	0	0	0	0	
Other	0	0	0	0	0	0	0	
<b>MIL PERSONNEL</b>								
Mil Moving	0	0	0	0	0	0	0	
<b>OTHER</b>								
HAP / RSE	0	0	0	0	0	0	0	
Environmental	100	0	0	0	0	0	100	
Misn Contract	0	0	0	0	0	0	0	
1-Time Other	0	8,127	0	0	0	0	8,127	
<b>TOTAL ONE-TIME</b>	<b>3,890</b>	<b>50,240</b>	<b>0</b>	<b>0</b>	<b>0</b>	<b>0</b>	<b>54,131</b>	
<b>RECURRING NET</b>								
-----(\$K)-----	-----	-----	-----	-----	-----	-----	-----	-----
FAM HOUSE OPS	0	0	0	0	0	0	0	0
<b>O&amp;M</b>								
Sustainment	0	988	988	988	988	988	4,940	988
Recap	0	409	409	409	409	409	2,044	409
BOS	0	0	0	0	0	0	0	0
Civ Salary	0	0	0	0	0	0	0	0
TRICARE	0	0	0	0	0	0	0	0
<b>MIL PERSONNEL</b>								
Mil Salary	0	0	0	0	0	0	0	0
House Allow	0	0	0	0	0	0	0	0
<b>OTHER</b>								
Procurement	0	0	0	0	0	0	0	0
Mission Activ	0	0	0	0	0	0	0	0
Misc Recur	0	0	323	323	323	323	1,293	323
<b>TOTAL RECUR</b>	<b>0</b>	<b>1,397</b>	<b>1,720</b>	<b>1,720</b>	<b>1,720</b>	<b>1,720</b>	<b>8,278</b>	<b>1,720</b>
<b>TOTAL NET COST</b>	<b>3,890</b>	<b>51,637</b>	<b>1,720</b>	<b>1,720</b>	<b>1,720</b>	<b>1,720</b>	<b>62,409</b>	<b>1,720</b>

COBRA ECONOMIC IMPACT REPORT (COBRA v6.10)

Data As Of 04/22/2005 11:16:14, Report Created 05/20/2005 11:38:16 AM

Department : Army  
 Scenario File : J:\RECOMMENDATION DEVELOPMENT\REVIEW FINAL\Completed\Sent to OSD\USA-0242v2 RC Transformation in New York\USA-0242v2 RC Transformation in New York-Criterion 5-COBRA\Criterion 5-COBRA Farmingdale, NY\AFRC Farmingdale, NY.CBR  
 Option Pkg Name: AFRC Farmingdale, Suffolk County, NY  
 Std Fctrs File : D:\COBRA 6.10\Army COBRA 6.10\BRAC2005.SFF

Bayshore NG, NY	2006	2007	2008	2009	2010	2011	Total
Jobs Gained-Mil	0	0	0	0	0	0	0
Jobs Lost-Mil	0	0	0	0	0	0	0
NET CHANGE-Mil	0	0	0	0	0	0	0
Jobs Gained-Civ	0	0	0	0	0	0	0
Jobs Lost-Civ	0	0	0	0	0	0	0
NET CHANGE-Civ	0	0	0	0	0	0	0
Jobs Gained-Stu	0	0	0	0	0	0	0
Jobs Lost-Stu	0	0	0	0	0	0	0
NET CHANGE-Stu	0	0	0	0	0	0	0

Freeport NG, NY	2006	2007	2008	2009	2010	2011	Total
Jobs Gained-Mil	0	0	0	0	0	0	0
Jobs Lost-Mil	0	0	0	0	0	0	0
NET CHANGE-Mil	0	0	0	0	0	0	0
Jobs Gained-Civ	0	0	0	0	0	0	0
Jobs Lost-Civ	0	0	0	0	0	0	0
NET CHANGE-Civ	0	0	0	0	0	0	0
Jobs Gained-Stu	0	0	0	0	0	0	0
Jobs Lost-Stu	0	0	0	0	0	0	0
NET CHANGE-Stu	0	0	0	0	0	0	0

Huntington Station, NY	2006	2007	2008	2009	2010	2011	Total
Jobs Gained-Mil	0	0	0	0	0	0	0
Jobs Lost-Mil	0	0	0	0	0	0	0
NET CHANGE-Mil	0	0	0	0	0	0	0
Jobs Gained-Civ	0	0	0	0	0	0	0
Jobs Lost-Civ	0	0	0	0	0	0	0
NET CHANGE-Civ	0	0	0	0	0	0	0
Jobs Gained-Stu	0	0	0	0	0	0	0
Jobs Lost-Stu	0	0	0	0	0	0	0
NET CHANGE-Stu	0	0	0	0	0	0	0

Patchogue NG, NY	2006	2007	2008	2009	2010	2011	Total
Jobs Gained-Mil	0	0	0	0	0	0	0
Jobs Lost-Mil	0	0	0	0	0	0	0
NET CHANGE-Mil	0	0	0	0	0	0	0
Jobs Gained-Civ	0	0	0	0	0	0	0
Jobs Lost-Civ	0	0	0	0	0	0	0
NET CHANGE-Civ	0	0	0	0	0	0	0
Jobs Gained-Stu	0	0	0	0	0	0	0
Jobs Lost-Stu	0	0	0	0	0	0	0
NET CHANGE-Stu	0	0	0	0	0	0	0

COBRA SUSTAINMENT/RECAP/BOS/HOUSING CHANGE REPORT (COBRA v6.10) - Page 2  
 Data As Of 04/22/2005 11:16:14, Report Created 05/20/2005 11:38:16 AM

Department : Army  
 Scenario File : J:\RECOMMENDATION DEVELOPMENT\REVIEW FINAL\Completed\Sent to OSD\USA-0242v2 RC Transformation in New York\USA-0242v2 RC Transformation in New York-Criterion 5-COBRA\Criterion 5-COBRA Farmingdale, NY\AFRC Farmingdale, NY.CBR  
 Option Pkg Name: AFRC Farmingdale, Suffolk County, NY  
 Std Fctrs File : D:\COBRA 6.10\Army COBRA 6.10\BRAC2005.SFF

Riverhead NG, NY

	2006	2007	2008	2009	2010	2011	Total
Jobs Gained-Mil	0	0	0	0	0	0	0
Jobs Lost-Mil	0	0	0	0	0	0	0
NET CHANGE-Mil	0	0	0	0	0	0	0
Jobs Gained-Civ	0	0	0	0	0	0	0
Jobs Lost-Civ	0	0	0	0	0	0	0
NET CHANGE-Civ	0	0	0	0	0	0	0
Jobs Gained-Stu	0	0	0	0	0	0	0
Jobs Lost-Stu	0	0	0	0	0	0	0
NET CHANGE-Stu	0	0	0	0	0	0	0

Amityville USAR, NY

	2006	2007	2008	2009	2010	2011	Total
Jobs Gained-Mil	0	0	0	0	0	0	0
Jobs Lost-Mil	0	24	0	0	0	0	24
NET CHANGE-Mil	0	-24	0	0	0	0	-24
Jobs Gained-Civ	0	0	0	0	0	0	0
Jobs Lost-Civ	0	4	0	0	0	0	4
NET CHANGE-Civ	0	-4	0	0	0	0	-4
Jobs Gained-Stu	0	0	0	0	0	0	0
Jobs Lost-Stu	0	0	0	0	0	0	0
NET CHANGE-Stu	0	0	0	0	0	0	0

Uniodale USAR, NY

	2006	2007	2008	2009	2010	2011	Total
Jobs Gained-Mil	0	0	0	0	0	0	0
Jobs Lost-Mil	0	0	0	0	0	0	0
NET CHANGE-Mil	0	0	0	0	0	0	0
Jobs Gained-Civ	0	0	0	0	0	0	0
Jobs Lost-Civ	0	0	0	0	0	0	0
NET CHANGE-Civ	0	0	0	0	0	0	0
Jobs Gained-Stu	0	0	0	0	0	0	0
Jobs Lost-Stu	0	0	0	0	0	0	0
NET CHANGE-Stu	0	0	0	0	0	0	0

New Joint AFRC, NY

	2006	2007	2008	2009	2010	2011	Total
Jobs Gained-Mil	0	0	0	0	0	0	0
Jobs Lost-Mil	0	0	0	0	0	0	0
NET CHANGE-Mil	0	0	0	0	0	0	0
Jobs Gained-Civ	0	0	0	0	0	0	0
Jobs Lost-Civ	0	0	0	0	0	0	0
NET CHANGE-Civ	0	0	0	0	0	0	0
Jobs Gained-Stu	0	0	0	0	0	0	0
Jobs Lost-Stu	0	0	0	0	0	0	0
NET CHANGE-Stu	0	0	0	0	0	0	0

COBRA INPUT DATA REPORT (COBRA v6.10)

Data As Of 04/22/2005 11:16:14, Report Created 05/20/2005 11:38:15 AM

Department : Army  
 Scenario File : J:\RECOMMENDATION DEVELOPMENT\REVIEW FINAL\Completed\Sent to OSD\USA-0242v2 RC Transformation in New York\USA-0242v2 RC Transformation in New York-Criterion 5-COBRA\Criterion 5-COBRA Farmingdale, NY\AFRC Farmingdale, NY.CBR  
 Option Pkg Name: AFRC Farmingdale, Suffolk County, NY  
 Std Fctrs File : D:\COBRA 6.10\Army COBRA 6.10\BRAC2005.SFF

INPUT SCREEN ONE - GENERAL SCENARIO INFORMATION

Model Year One : FY 2006  
 Model does Time-Phasing of Construction/Shutdown: No

Base Name, ST (Code)	Strategy:
-----	-----
Bayshore NG, NY	Closes in FY 2008
Freeport NG, NY	Closes in FY 2008
Huntington Station, NY	Closes in FY 2008
Patchogue NG, NY	Closes in FY 2008
Riverhead NG, NY	Closes in FY 2008
Amityville USAR, NY	Closes in FY 2008
Uniodale USAR, NY	Closes in FY 2008
New Joint AFRC, NY	Realignment

INPUT SCREEN TWO - DISTANCE TABLE  
 (Only shows distances where personnel or equipment are moving)

Point A:	Point B:	Distance:
-----	-----	-----

INPUT SCREEN THREE - MOVEMENT TABLE

INPUT SCREEN FOUR - STATIC BASE INFORMATION

Name: Bayshore NG, NY

Total Officer Employees:	0	Base Service (for BOS/Sust):	Army
Total Enlisted Employees:	0	Total Sustainment(\$K/Year):	269
Total Student Employees:	0	Sustain Payroll (\$K/Year):	0
Total Civilian Employees:	0	BOS Non-Payroll (\$K/Year):	0
Accomp Mil not Receiving BAH:	0.0%	BOS Payroll (\$K/Year):	0
Officer Housing Units Avail:	0	Family Housing (\$K/Year):	0
Enlisted Housing Units Avail:	0	Installation PRV(\$K):	10,827
Starting Facilities(KSF):	47	Svc/Agcy Recap Rate (Years):	103
Officer BAH (\$/Month):	0	Homeowner Assistance Program:	No
Enlisted BAH (\$/Month):	0		
Civ Locality Pay Factor:	1.000	TRICARE	In-Pat Out-Pat
Area Cost Factor:	1.36		Admits Visits Prescrip
Per Diem Rate (\$/Day):	0	CostFactor	0.00 0.00 0.00
Freight Cost (\$/Ton/Mile):	0.00	Actv MTF	0 0 0
Vehicle Cost (\$/Lift/Mile):	0.00	Actv Purch	0 0 0
Latitude:	0.000000	Retiree	0 0 0
Longitude:	0.000000	Retiree65+	0 0 0

Department : Army  
 Scenario File : J:\RECOMMENDATION DEVELOPMENT\REVIEW FINAL\Completed\Sent to OSD\USA-0242v2 RC Transformation in New York\USA-0242v2 RC Transformation in New York-Criterion 5-COBRA\Criterion 5-COBRA Farmingdale, NY\AFRC Farmingdale, NY.CBR  
 Option Pkg Name: AFRC Farmingdale, Suffolk County, NY  
 Std Fctrs File : D:\COBRA 6.10\Army COBRA 6.10\BRAC2005.SFF

INPUT SCREEN FOUR - STATIC BASE INFORMATION

Name: Freeport NG, NY

Total Officer Employees:	0	Base Service (for BOS/Sust):	Army
Total Enlisted Employees:	0	Total Sustainment(\$K/Year):	197
Total Student Employees:	0	Sustain Payroll (\$K/Year):	0
Total Civilian Employees:	0	BOS Non-Payroll (\$K/Year):	0
Accomp Mil not Receiving BAH:	0.0%	BOS Payroll (\$K/Year):	0
Officer Housing Units Avail:	0	Family Housing (\$K/Year):	0
Enlisted Housing Units Avail:	0	Installation PRV(\$K):	7,918
Starting Facilities(KSF):	35	Svc/Agcy Recap Rate (Years):	103
Officer BAH (\$/Month):	0	Homeowner Assistance Program:	No
Enlisted BAH (\$/Month):	0		
Civ Locality Pay Factor:	1.000	TRICARE	In-Pat Out-Pat
Area Cost Factor:	1.36		Admits Visits Prescrip
Per Diem Rate (\$/Day):	0	CostFactor	0.00 0.00 0.00
Freight Cost (\$/Ton/Mile):	0.00	Actv MTF	0 0 0
Vehicle Cost (\$/Lift/Mile):	0.00	Actv Purch	0 0 0
Latitude:	0.000000	Retiree	0 0 0
Longitude:	0.000000	Retiree65+	0 0 0

Name: Huntington Station, NY

Total Officer Employees:	0	Base Service (for BOS/Sust):	Army
Total Enlisted Employees:	0	Total Sustainment(\$K/Year):	176
Total Student Employees:	0	Sustain Payroll (\$K/Year):	0
Total Civilian Employees:	0	BOS Non-Payroll (\$K/Year):	0
Accomp Mil not Receiving BAH:	0.0%	BOS Payroll (\$K/Year):	0
Officer Housing Units Avail:	0	Family Housing (\$K/Year):	0
Enlisted Housing Units Avail:	0	Installation PRV(\$K):	7,097
Starting Facilities(KSF):	31	Svc/Agcy Recap Rate (Years):	103
Officer BAH (\$/Month):	0	Homeowner Assistance Program:	No
Enlisted BAH (\$/Month):	0		
Civ Locality Pay Factor:	1.000	TRICARE	In-Pat Out-Pat
Area Cost Factor:	1.36		Admits Visits Prescrip
Per Diem Rate (\$/Day):	0	CostFactor	0.00 0.00 0.00
Freight Cost (\$/Ton/Mile):	0.00	Actv MTF	0 0 0
Vehicle Cost (\$/Lift/Mile):	0.00	Actv Purch	0 0 0
Latitude:	0.000000	Retiree	0 0 0
Longitude:	0.000000	Retiree65+	0 0 0

COBRA INPUT DATA REPORT (COBRA v6.10) - Page 3  
 Data As Of 04/22/2005 11:16:14, Report Created 05/20/2005 11:38:15 AM

Department : Army  
 Scenario File : J:\RECOMMENDATION DEVELOPMENT\REVIEW FINAL\Completed\Sent to OSD\USA-0242v2 RC Transformation in New York\USA-0242v2 RC Transformation in New York-Criterion 5-COBRA\Criterion 5-COBRA Farmingdale, NY\AFRC Farmingdale, NY.CBR  
 Option Pkg Name: AFRC Farmingdale, Suffolk County, NY  
 Std Fctrs File : D:\COBRA 6.10\Army COBRA 6.10\BRAC2005.SFF

INPUT SCREEN FOUR - STATIC BASE INFORMATION

Name: Patchogue NG, NY

Total Officer Employees:	0	Base Service (for BOS/Sust):	Army
Total Enlisted Employees:	0	Total Sustainment(\$K/Year):	187
Total Student Employees:	0	Sustain Payroll (\$K/Year):	0
Total Civilian Employees:	0	BOS Non-Payroll (\$K/Year):	0
Accomp Mil not Receiving BAH:	0.0%	BOS Payroll (\$K/Year):	0
Officer Housing Units Avail:	0	Family Housing (\$K/Year):	0
Enlisted Housing Units Avail:	0	Installation PRV(\$K):	7,530
Starting Facilities(KSF):	33	Svc/Agcy Recap Rate (Years):	103
Officer BAH (\$/Month):	0	Homeowner Assistance Program:	No
Enlisted BAH (\$/Month):	0		
Civ Locality Pay Factor:	1.000	TRICARE	In-Pat Out-Pat
Area Cost Factor:	1.36		Admits Visits Prescrip
Per Diem Rate (\$/Day):	0	CostFactor	0.00 0.00 0.00
Freight Cost (\$/Ton/Mile):	0.00	Actv MTF	0 0 0
Vehicle Cost (\$/Lift/Mile):	0.00	Actv Purch	0 0 0
Latitude:	0.000000	Retiree	0 0 0
Longitude:	0.000000	Retiree65+	0 0 0

Name: Riverhead NG, NY

Total Officer Employees:	0	Base Service (for BOS/Sust):	Army
Total Enlisted Employees:	0	Total Sustainment(\$K/Year):	182
Total Student Employees:	0	Sustain Payroll (\$K/Year):	0
Total Civilian Employees:	0	BOS Non-Payroll (\$K/Year):	0
Accomp Mil not Receiving BAH:	0.0%	BOS Payroll (\$K/Year):	0
Officer Housing Units Avail:	0	Family Housing (\$K/Year):	0
Enlisted Housing Units Avail:	0	Installation PRV(\$K):	7,318
Starting Facilities(KSF):	32	Svc/Agcy Recap Rate (Years):	103
Officer BAH (\$/Month):	0	Homeowner Assistance Program:	No
Enlisted BAH (\$/Month):	0		
Civ Locality Pay Factor:	1.000	TRICARE	In-Pat Out-Pat
Area Cost Factor:	1.36		Admits Visits Prescrip
Per Diem Rate (\$/Day):	0	CostFactor	0.00 0.00 0.00
Freight Cost (\$/Ton/Mile):	0.00	Actv MTF	0 0 0
Vehicle Cost (\$/Lift/Mile):	0.00	Actv Purch	0 0 0
Latitude:	0.000000	Retiree	0 0 0
Longitude:	0.000000	Retiree65+	0 0 0

COBRA INPUT DATA REPORT (COBRA v6.10) - Page 4  
 Data As Of 04/22/2005 11:16:14, Report Created 05/20/2005 11:38:15 AM

Department : Army  
 Scenario File : J:\RECOMMENDATION DEVELOPMENT\REVIEW FINAL\Completed\Sent to OSD\USA-0242v2 RC Transformation in New York\USA-0242v2 RC Transformation in New York-Criterion 5-COBRA\Criterion 5-COBRA Farmingdale, NY\AFRC Farmingdale, NY.CBR  
 Option Pkg Name: AFRC Farmingdale, Suffolk County, NY  
 Std Fctrs File : D:\COBRA 6.10\Army COBRA 6.10\BRAC2005.SFF

INPUT SCREEN FOUR - STATIC BASE INFORMATION

Name: Amityville USAR, NY

Total Officer Employees:	1	Base Service (for BOS/Sust):	Army
Total Enlisted Employees:	23	Total Sustainment(\$K/Year):	361
Total Student Employees:	0	Sustain Payroll (\$K/Year):	0
Total Civilian Employees:	4	BOS Non-Payroll (\$K/Year):	272
Accomp Mil not Receiving BAH:	0.0%	BOS Payroll (\$K/Year):	0
Officer Housing Units Avail:	0	Family Housing (\$K/Year):	0
Enlisted Housing Units Avail:	0	Installation PRV(\$K):	14,524
Starting Facilities(KSF):	64	Svc/Agcy Recap Rate (Years):	103
Officer BAH (\$/Month):	0	Homeowner Assistance Program:	No
Enlisted BAH (\$/Month):	0		
Civ Locality Pay Factor:	1.000	TRICARE	In-Pat Out-Pat
Area Cost Factor:	1.36		Admits Visits Prescrip
Per Diem Rate (\$/Day):	0	CostFactor	0.00 0.00 0.00
Freight Cost (\$/Ton/Mile):	0.00	Actv MTF	0 0 0
Vehicle Cost (\$/Lift/Mile):	0.00	Actv Purch	0 0 0
Latitude:	0.000000	Retiree	0 0 0
Longitude:	0.000000	Retiree65+	0 0 0

Name: Uniodale USAR, NY

Total Officer Employees:	0	Base Service (for BOS/Sust):	Army
Total Enlisted Employees:	0	Total Sustainment(\$K/Year):	191
Total Student Employees:	0	Sustain Payroll (\$K/Year):	0
Total Civilian Employees:	0	BOS Non-Payroll (\$K/Year):	159
Accomp Mil not Receiving BAH:	0.0%	BOS Payroll (\$K/Year):	0
Officer Housing Units Avail:	0	Family Housing (\$K/Year):	0
Enlisted Housing Units Avail:	0	Installation PRV(\$K):	7,706
Starting Facilities(KSF):	34	Svc/Agcy Recap Rate (Years):	103
Officer BAH (\$/Month):	0	Homeowner Assistance Program:	No
Enlisted BAH (\$/Month):	0		
Civ Locality Pay Factor:	1.000	TRICARE	In-Pat Out-Pat
Area Cost Factor:	1.36		Admits Visits Prescrip
Per Diem Rate (\$/Day):	0	CostFactor	0.00 0.00 0.00
Freight Cost (\$/Ton/Mile):	0.00	Actv MTF	0 0 0
Vehicle Cost (\$/Lift/Mile):	0.00	Actv Purch	0 0 0
Latitude:	0.000000	Retiree	0 0 0
Longitude:	0.000000	Retiree65+	0 0 0

COBRA INPUT DATA REPORT (COBRA v6.10) - Page 5  
 Data As Of 04/22/2005 11:16:14, Report Created 05/20/2005 11:38:15 AM

Department : Army  
 Scenario File : J:\RECOMMENDATION DEVELOPMENT\REVIEW FINAL\Completed\Sent to OSD\USA-0242v2 RC Transformation in New York\USA-0242v2 RC Transformation in New York-Criterion 5-COBRA\Criterion 5-COBRA Farmingdale, NY\AFRC Farmingdale, NY.CBR  
 Option Pkg Name: AFRC Farmingdale, Suffolk County, NY  
 Std Fctrs File : D:\COBRA 6.10\Army COBRA 6.10\BRAC2005.SFF

INPUT SCREEN FOUR - STATIC BASE INFORMATION

Name: New Joint AFRC, NY

Total Officer Employees:	0	Base Service (for BOS/Sust):	Army
Total Enlisted Employees:	0	Total Sustainment(\$K/Year):	0
Total Student Employees:	0	Sustain Payroll (\$K/Year):	0
Total Civilian Employees:	0	BOS Non-Payroll (\$K/Year):	0
Accomp Mil not Receiving BAH:	0.0%	BOS Payroll (\$K/Year):	0
Officer Housing Units Avail:	0	Family Housing (\$K/Year):	0
Enlisted Housing Units Avail:	0	Installation PRV(\$K):	0
Starting Facilities(KSF):	0	Svc/Agcy Recap Rate (Years):	103
Officer BAH (\$/Month):	0	Homeowner Assistance Program:	No
Enlisted BAH (\$/Month):	0		
Civ Locality Pay Factor:	1.000	TRICARE	In-Pat Out-Pat
Area Cost Factor:	1.36		Admits Visits Prescrip
Per Diem Rate (\$/Day):	0	CostFactor	0.00 0.00 0.00
Freight Cost (\$/Ton/Mile):	0.33	Actv MTF	0 0 0
Vehicle Cost (\$/Lift/Mile):	0.00	Actv Purch	0 0 0
Latitude:	0.000000	Retiree	0 0 0
Longitude:	0.000000	Retiree65+	0 0 0

INPUT SCREEN FIVE - DYNAMIC BASE INFORMATION

Name: Bayshore NG, NY

	2006	2007	2008	2009	2010	2011
	----	----	----	----	----	----
1-Time Unique Cost (\$K):	0	0	0	0	0	0
1-Time Unique Save (\$K):	0	0	0	0	0	0
1-Time Moving Cost (\$K):	0	0	0	0	0	0
1-Time Moving Save (\$K):	0	0	0	0	0	0
Env Non-MilCon Req(\$K):	0	0	0	0	0	0
Activ Mission Cost (\$K):	0	0	0	0	0	0
Activ Mission Save (\$K):	0	0	0	0	0	0
Misn Contract Start(\$K):	0	0	0	0	0	0
Misn Contract Term (\$K):	0	0	0	0	0	0
Supt Contract Term (\$K):	0	0	0	0	0	0
Misc Recurring Cost(\$K):	0	0	0	0	0	0
Misc Recurring Save(\$K):	0	0	0	0	0	0
One-Time IT Costs (\$K):	0	0	0	0	0	0
Construction Schedule(%):	0%	0%	100%	0%	0%	0%
Shutdown Schedule (%):	0%	0%	100%	0%	0%	0%
Misn Milcon Avoidnc(\$K):	0	0	0	0	0	0
Procurement Avoidnc(\$K):	0	0	0	0	0	0
MTF Closure Action:	None Fac ShDn(KSF):			47	FH ShDn:	0.000%



Department : Army  
 Scenario File : J:\RECOMMENDATION DEVELOPMENT\REVIEW FINAL\Completed\Sent to OSD\USA-0242v2 RC Transformation in New York\USA-0242v2 RC Transformation in New York-Criterion 5-COBRA\Criterion 5-COBRA Farmingdale, NY\AFRC Farmingdale, NY.CBR  
 Option Pkg Name: AFRC Farmingdale, Suffolk County, NY  
 Std Fctrs File : D:\COBRA 6.10\Army COBRA 6.10\BRAC2005.SFF

INPUT SCREEN FIVE - DYNAMIC BASE INFORMATION

Name: Freeport NG, NY	2006	2007	2008	2009	2010	2011
	----	----	----	----	----	----
1-Time Unique Cost (\$K):	0	0	0	0	0	0
1-Time Unique Save (\$K):	0	0	0	0	0	0
1-Time Moving Cost (\$K):	0	0	0	0	0	0
1-Time Moving Save (\$K):	0	0	0	0	0	0
Env Non-MilCon Reqd(\$K):	0	0	0	0	0	0
Activ Mission Cost (\$K):	0	0	0	0	0	0
Activ Mission Save (\$K):	0	0	0	0	0	0
Misn Contract Start(\$K):	0	0	0	0	0	0
Misn Contract Term (\$K):	0	0	0	0	0	0
Supt Contract Term (\$K):	0	0	0	0	0	0
Misc Recurring Cost(\$K):	0	0	0	0	0	0
Misc Recurring Save(\$K):	0	0	0	0	0	0
One-Time IT Costs (\$K):	0	0	0	0	0	0
Construction Schedule(%):	0%	0%	100%	0%	0%	0%
Shutdown Schedule (%):	0%	0%	100%	0%	0%	0%
Misn Milcon Avoidnc(\$K):	0	0	0	0	0	0
Procurement Avoidnc(\$K):	0	0	0	0	0	0
MTF Closure Action:	None	Fac	ShDn(KSF):	35	FH	ShDn: 0.000%

Name: Huntington Station, NY	2006	2007	2008	2009	2010	2011
	----	----	----	----	----	----
1-Time Unique Cost (\$K):	0	0	0	0	0	0
1-Time Unique Save (\$K):	0	0	0	0	0	0
1-Time Moving Cost (\$K):	0	0	0	0	0	0
1-Time Moving Save (\$K):	0	0	0	0	0	0
Env Non-MilCon Reqd(\$K):	0	0	0	0	0	0
Activ Mission Cost (\$K):	0	0	0	0	0	0
Activ Mission Save (\$K):	0	0	0	0	0	0
Misn Contract Start(\$K):	0	0	0	0	0	0
Misn Contract Term (\$K):	0	0	0	0	0	0
Supt Contract Term (\$K):	0	0	0	0	0	0
Misc Recurring Cost(\$K):	0	0	0	0	0	0
Misc Recurring Save(\$K):	0	0	0	0	0	0
One-Time IT Costs (\$K):	0	0	0	0	0	0
Construction Schedule(%):	0%	0%	100%	0%	0%	0%
Shutdown Schedule (%):	0%	0%	100%	0%	0%	0%
Misn Milcon Avoidnc(\$K):	0	0	0	0	0	0
Procurement Avoidnc(\$K):	0	0	0	0	0	0
MTF Closure Action:	None	Fac	ShDn(KSF):	31	FH	ShDn: 0.000%

Department : Army  
 Scenario File : J:\RECOMMENDATION DEVELOPMENT\REVIEW FINAL\Completed\Sent to OSD\USA-0242v2 RC Transformation in New York\USA-0242v2 RC Transformation in New York-Criterion 5-COBRA\Criterion 5-COBRA Farmingdale, NY\AFRC Farmingdale, NY.CBR  
 Option Pkg Name: AFRC Farmingdale, Suffolk County, NY  
 Std Fctrs File : D:\COBRA 6.10\Army COBRA 6.10\BRAC2005.SFF

INPUT SCREEN FIVE - DYNAMIC BASE INFORMATION

Name: Patchogue NG, NY	2006	2007	2008	2009	2010	2011
	----	----	----	----	----	----
1-Time Unique Cost (\$K):	0	0	0	0	0	0
1-Time Unique Save (\$K):	0	0	0	0	0	0
1-Time Moving Cost (\$K):	0	0	0	0	0	0
1-Time Moving Save (\$K):	0	0	0	0	0	0
Env Non-MilCon Reqd(\$K):	0	0	0	0	0	0
Activ Mission Cost (\$K):	0	0	0	0	0	0
Activ Mission Save (\$K):	0	0	0	0	0	0
Misn Contract Start(\$K):	0	0	0	0	0	0
Misn Contract Term (\$K):	0	0	0	0	0	0
Supt Contract Term (\$K):	0	0	0	0	0	0
Misc Recurring Cost(\$K):	0	0	0	0	0	0
Misc Recurring Save(\$K):	0	0	0	0	0	0
One-Time IT Costs (\$K):	0	0	0	0	0	0
Construction Schedule(%):	0%	0%	100%	0%	0%	0%
Shutdown Schedule (%):	0%	0%	100%	0%	0%	0%
Misn Milcon Avoidnc(\$K):	0	0	0	0	0	0
Procurement Avoidnc(\$K):	0	0	0	0	0	0
MTF Closure Action:	None	Fac	ShDn(KSF):	33	FH	ShDn: 0.000%

Name: Riverhead NG, NY	2006	2007	2008	2009	2010	2011
	----	----	----	----	----	----
1-Time Unique Cost (\$K):	0	0	0	0	0	0
1-Time Unique Save (\$K):	0	0	0	0	0	0
1-Time Moving Cost (\$K):	0	0	0	0	0	0
1-Time Moving Save (\$K):	0	0	0	0	0	0
Env Non-MilCon Reqd(\$K):	0	0	0	0	0	0
Activ Mission Cost (\$K):	0	0	0	0	0	0
Activ Mission Save (\$K):	0	0	0	0	0	0
Misn Contract Start(\$K):	0	0	0	0	0	0
Misn Contract Term (\$K):	0	0	0	0	0	0
Supt Contract Term (\$K):	0	0	0	0	0	0
Misc Recurring Cost(\$K):	0	0	0	0	0	0
Misc Recurring Save(\$K):	0	0	0	0	0	0
One-Time IT Costs (\$K):	0	0	0	0	0	0
Construction Schedule(%):	0%	0%	100%	0%	0%	0%
Shutdown Schedule (%):	0%	0%	100%	0%	0%	0%
Misn Milcon Avoidnc(\$K):	0	0	0	0	0	0
Procurement Avoidnc(\$K):	0	0	0	0	0	0
MTF Closure Action:	None	Fac	ShDn(KSF):	32	FH	ShDn: 0.000%

Department : Army  
 Scenario File : J:\RECOMMENDATION DEVELOPMENT\REVIEW FINAL\Completed\Sent to OSD\USA-0242v2 RC Transformation in New York\USA-0242v2 RC Transformation in New York-Criterion 5-COBRA\Criterion 5-COBRA Farmingdale, NY\AFRC Farmingdale, NY.CBR  
 Option Pkg Name: AFRC Farmingdale, Suffolk County, NY  
 Std Fctrs File : D:\COBRA 6.10\Army COBRA 6.10\BRAC2005.SFF

INPUT SCREEN FIVE - DYNAMIC BASE INFORMATION

Name: Amityville USAR, NY	2006	2007	2008	2009	2010	2011
	----	----	----	----	----	----
1-Time Unique Cost (\$K):	0	0	0	0	0	0
1-Time Unique Save (\$K):	0	0	0	0	0	0
1-Time Moving Cost (\$K):	0	0	0	0	0	0
1-Time Moving Save (\$K):	0	0	0	0	0	0
Env Non-MilCon Reqd(\$K):	0	8	0	0	0	0
Activ Mission Cost (\$K):	0	0	0	0	0	0
Activ Mission Save (\$K):	0	0	0	0	0	0
Misn Contract Start(\$K):	0	0	0	0	0	0
Misn Contract Term (\$K):	0	0	0	0	0	0
Supt Contract Term (\$K):	0	0	0	0	0	0
Misc Recurring Cost(\$K):	0	0	0	0	0	0
Misc Recurring Save(\$K):	0	0	0	0	0	0
One-Time IT Costs (\$K):	0	0	0	0	0	0
Construction Schedule(%):	0%	0%	100%	0%	0%	0%
Shutdown Schedule (%):	0%	0%	100%	0%	0%	0%
Misn Milcon Avoidnc(\$K):	0	0	0	0	0	0
Procurement Avoidnc(\$K):	0	0	0	0	0	0
MTF Closure Action:	None	Fac	ShDn(KSF):	64	FH	ShDn: 0.000%

Name: Uniodale USAR, NY	2006	2007	2008	2009	2010	2011
	----	----	----	----	----	----
1-Time Unique Cost (\$K):	0	0	0	0	0	0
1-Time Unique Save (\$K):	0	0	0	0	0	0
1-Time Moving Cost (\$K):	0	0	0	0	0	0
1-Time Moving Save (\$K):	0	0	0	0	0	0
Env Non-MilCon Reqd(\$K):	0	20	0	0	0	0
Activ Mission Cost (\$K):	0	0	0	0	0	0
Activ Mission Save (\$K):	0	0	0	0	0	0
Misn Contract Start(\$K):	0	0	0	0	0	0
Misn Contract Term (\$K):	0	0	0	0	0	0
Supt Contract Term (\$K):	0	0	0	0	0	0
Misc Recurring Cost(\$K):	0	0	0	0	0	0
Misc Recurring Save(\$K):	0	0	0	0	0	0
One-Time IT Costs (\$K):	0	0	0	0	0	0
Construction Schedule(%):	0%	0%	100%	0%	0%	0%
Shutdown Schedule (%):	0%	0%	100%	0%	0%	0%
Misn Milcon Avoidnc(\$K):	0	0	0	0	0	0
Procurement Avoidnc(\$K):	0	0	0	0	0	0
MTF Closure Action:	None	Fac	ShDn(KSF):	34	FH	ShDn: 0.000%

Department : Army  
 Scenario File : J:\RECOMMENDATION DEVELOPMENT\REVIEW FINAL\Completed\Sent to OSD\USA-0242v2 RC Transformation in New York\USA-0242v2 RC Transformation in New York-Criterion 5-COBRA\Criterion 5-COBRA Farmingdale, NY\AFRC Farmingdale, NY.CBR  
 Option Pkg Name: AFRC Farmingdale, Suffolk County, NY  
 Std Fctrs File : D:\COBRA 6.10\Army COBRA 6.10\BRAC2005.SFF

INPUT SCREEN FIVE - DYNAMIC BASE INFORMATION

Name: New Joint AFRC, NY	2006	2007	2008	2009	2010	2011
	----	----	----	----	----	----
1-Time Unique Cost (\$K):	0	8,127	0	0	0	0
1-Time Unique Save (\$K):	0	0	0	0	0	0
1-Time Moving Cost (\$K):	0	0	0	0	0	0
1-Time Moving Save (\$K):	0	0	0	0	0	0
Env Non-MilCon Reqd(\$K):	100	0	0	0	0	0
Activ Mission Cost (\$K):	0	0	0	0	0	0
Activ Mission Save (\$K):	0	0	0	0	0	0
Misn Contract Start(\$K):	0	0	0	0	0	0
Misn Contract Term (\$K):	0	0	0	0	0	0
Supt Contract Term (\$K):	0	0	0	0	0	0
Misc Recurring Cost(\$K):	0	0	323	323	323	323
Misc Recurring Save(\$K):	0	0	0	0	0	0
One-Time IT Costs (\$K):	0	0	0	0	0	0
Construction Schedule(%):	0%	100%	0%	0%	0%	0%
Shutdown Schedule (%):	0%	100%	0%	0%	0%	0%
Misn Milcon Avoidnc(\$K):	0	0	0	0	0	0
Procurement Avoidnc(\$K):	0	0	0	0	0	0
MTF Closure Action:	None Fac ShDn(KSF):			0	FH ShDn:	0.000%

INPUT SCREEN SIX - BASE PERSONNEL INFORMATION

Name: Amityville USAR, NY	2006	2007	2008	2009	2010	2011
	----	----	----	----	----	----
Off Scenario Change:	0	-1	0	0	0	0
Enl Scenario Change:	0	-23	0	0	0	0
Civ Scenario Change:	0	-4	0	0	0	0
Off Prog nonBRAC Change:	0	0	0	0	0	0
Enl Prog nonBRAC Change:	0	0	0	0	0	0
Civ Prog nonBRAC Change:	0	0	0	0	0	0
Stu Prog nonBRAC Change:	0	0	0	0	0	0
Prog FH Privatization:	0%	0%	0%	0%	0%	0%

INPUT SCREEN SEVEN - BASE MILITARY CONSTRUCTION INFORMATION

Name: New Joint AFRC, NY						
FAC	UM	New MilCon	Rehab MilCon	TotCost(\$K)	FPG Con CF	FPG Sust CF
-----						
1714	SF	201,228	0 Default	0	137.77	4.15

Department : Army  
 Scenario File : J:\RECOMMENDATION DEVELOPMENT\REVIEW FINAL\Completed\Sent to OSD\USA-0242v2 RC Transformation in New York\USA-0242v2 RC Transformation in New York-Criterion 5-COBRA\Criterion 5-COBRA Farmingdale, NY\AFRC Farmingdale, NY.CBR  
 Option Pkg Name: AFRC Farmingdale, Suffolk County, NY  
 Std Fctrs File : D:\COBRA 6.10\Army COBRA 6.10\BRAC2005.SFF

STANDARD FACTORS SCREEN ONE - PERSONNEL

SF File Descrip:

Perc Officers Accompanied:	72.00%	Priority Placement Program:	39.97%
Perc Enlisted Accompanied:	55.00%	PPP Actions Involving PCS:	50.70%
Officer Salary(\$/Year):	124,971.93	Civilian PCS Costs (\$):	35,496.00
Enlisted Salary(\$/Year):	82,399.09	Home Sale Reimburse Rate:	10.00%
Civilian Salary(\$/Year):	59,959.18	Max Home Sale Reimburs(\$):	50,000.00
Avg Unemploy Cost(\$/Week):	272.90	Home Purch Reimburse Rate:	5.00%
Unemployment Eligibility(Weeks):	16	Max Home Purch Reimburs(\$):	25,000.00
Civilians Not Willing To Move:	6.00%	Civilian Homeowning Rate:	68.40%
Civilian Turnover Rate:	9.16%	HAP Home Value Reimburse Rate:	13.46%
Civilian Early Retire Rate:	8.10%	HAP Homeowner Receiving Rate:	18.44%
Civilian Regular Retire Rate:	1.67%	RSE Home Value Reimburse Rate:	0.00%
Civilian RIF Pay Factor:	86.32%	RSE Homeowner Receiving Rate:	0.00%
Civ Early Retire Pay Factor:	18.03%		

STANDARD FACTORS SCREEN TWO - FACILITIES

	Army	Navy	Air Force	Marines
	-----	-----	-----	-----
Service Sustainment Rate	87.00%	93.00%	92.00%	97.00%
Unit Cost Adjustment (BOS)	10332.00	8879.00	3032.00	3904.00
Program Management Factor:	10.00	MilCon Site Prep Cost (\$/SF):	0.74	
Mothball (Close) (\$/SF):	0.18	MilCon Contingency Plan Rate:	5.00%	
Mothball (Deac/Realn) (\$/SF):	0.45	MilCon Design Rate (Medical):	13.00%	
Rehab vs. MilCon (Default):	47.00%	MilCon Design Rate (Other):	9.00%	
Rehab vs. MilCon (Red):	64.00%	MilCon SIOH Rate:	6.00%	
Rehab vs. MilCon (Amber):	29.00%	Discount Rate for NPV/Payback:	2.80%	

STANDARD FACTORS SCREEN THREE - TRANSPORTATION

Material/Assigned Mil (Lb):	710	Storage-In-Transit (\$/Pers):	373.76
HHG Per Off Accomp (Lb):	15,290.00	POV Reimburse(\$/Mile):	0.20
HHG Per Enl Accomp (Lb):	9,204.00	Air Transport (\$/Pass Mile):	0.20
HHG Per Off Unaccomp (Lb):	13,712.00	IT Connect (\$/Person):	200.00
HHG Per Enl Unaccomp (Lb):	6,960.00	Misc Exp(\$/Direct Employee):	1,000.00
HHG Per Civilian (Lb):	18,000.00	Avg Mil Tour Length (Months):	30.02
Total HHG Cost (\$/100Lb):	8.78	One-Time Off PCS Cost(\$):	10,477.58
Equip Pack & Crate(\$/Ton):	180.67	One-Time Enl PCS Cost(\$):	3,998.52

Department : Army  
Scenario File : J:\RECOMMENDATION DEVELOPMENT\REVIEW FINAL\Completed\Sent to OSD\USA-0242v2 RC Transformation in New York\USA-0242v2 RC Transformation in New York-Criterion 5-COBRA\Criterion 5-COBRA Farmingdale, NY\AFRC Farmingdale, NY.CBR  
Option Pkg Name: AFRC Farmingdale, Suffolk County, NY  
Std Fctrs File : D:\COBRA 6.10\Army COBRA 6.10\BRAC2005.SFF

FOOTNOTES FOR SCREEN ONE

=====

PIMS #14 USA #0165 AFRC FARMINGDALE, NY

Close the BG Theodore Roosevelt United States Army Reserve Center, Uniondale, New York, the Amityville Armed Forces Reserve Center (Army Reserve and Marine Corps Reserve), Amityville, New York, and re-locate units into a new Armed Forces Reserve Center with an Organizational Maintenance Shop on federal property licensed to the New York Army National Guard in Farmingdale, New York. The new AFRC shall have the capability to accommodate New York National Guard units from the following New York Army National Guard Readiness Centers: Bayshore, Freeport, Huntington Station, Patchogue and Riverhead, and Organizational Maintenance Shop 21, Bayshore, New York, if the State of New York decides to relocate those National Guard units.

FOOTNOTES FOR SCREEN FOUR

=====

USES LONG ISLAND, NY FOR AREA COST FACTOR

FOOTNOTES FOR SCREEN FIVE

=====

BOS is 323.3

No environmental costs allocated for National Guard Facilities.

1 Basic EBS \* \$8,000 for Amityville and one complex for Uniondale \* \$20,000 = \$28,000 (For USAR facilities.)

1 NEPA Environmental Assessment (EA) = \$100,000 at gaining location.

\$8127564 in utility support costs as determined by the Army utility support Tool.

FOOTNOTES FOR SCREEN SIX

=====

TAA Reductions

Drilling Reserve Component Personnel reduction numbers are based on unit inactivation's using a full time equivalent (FTE) formula. FTE = number of personnel x 65 days per year (48 IDT days plus 17 days of annual training) divided by 365 days. Officer and enlisted numbers are calculated separately.

FOOTNOTES FOR SCREEN SEVEN

=====

SF for new facility: total sf for new requirement 308,632 \* 65.2 (11units) = 201,228.

TOTAL COBRA MILITARY CONSTRUCTION ASSETS REPORT (COBRA v6.10)  
 Data As Of 04/22/2005 11:16:14, Report Created 05/20/2005 11:38:17 AM

Department : Army  
 Scenario File : J:\RECOMMENDATION DEVELOPMENT\REVIEW FINAL\Completed\Sent to OSD\USA-0242v2 RC Transformation  
 in New York\USA-0242v2 RC Transformation in New York-Criterion 5-COBRA\Criterion 5-COBRA Farmingdale, NY\AFRC  
 Farmingdale, NY.CBR  
 Option Pkg Name: AFRC Farmingdale, Suffolk County, NY  
 Std Fctrs File : D:\COBRA 6.10\Army COBRA 6.10\BRAC2005.SFF

All values in 2005 Constant Dollars

Base Name	Total MilCon*	Milcon Cost Avoidance	Total Net Costs
-----	-----	-----	-----
Bayshore NG	0	0	0
Freeport NG	0	0	0
Huntington Station	0	0	0
Patchogue NG	0	0	0
Riverhead NG	0	0	0
Amityville USAR	0	0	0
Uniodale USAR	0	0	0
New Joint AFRC	45,903,098	0	45,903,098
-----			
Totals:	45,903,098	0	45,903,098

\* All MilCon Costs include Design, Site Preparation, Contingency Planning, and SIOH Costs where applicable.

COBRA MILITARY CONSTRUCTION ASSETS REPORT (COBRA v6.10) - Page 2  
 Data As Of 04/22/2005 11:16:14, Report Created 05/20/2005 11:38:17 AM

Department : Army  
 Scenario File : J:\RECOMMENDATION DEVELOPMENT\REVIEW FINAL\Completed\Sent to OSD\USA-0242v2 RC Transformation in New York\USA-0242v2 RC Transformation in New York-Criterion 5-COBRA\Criterion 5-COBRA Farmingdale, NY\AFRC Farmingdale, NY.CBR  
 Option Pkg Name: AFRC Farmingdale, Suffolk County, NY  
 Std Fctrs File : D:\COBRA 6.10\Army COBRA 6.10\BRAC2005.SFF

MilCon for Base: New Joint AFRC, NY

All values in 2005 Constant Dollars (\$K)

FAC Title	UM	New MilCon	New Cost*	Using Rehab Rehab Type	Rehab Cost*	Total Cost*
1714 Reserve Component Training Facility	SF	201,228	45,903	0 Default	0	45,903
Total Construction Cost:						45,903
- Construction Cost Avoid:						0
Total Net Milcon Cost:						45,903

\* All MilCon Costs include Design, Site Preparation, Contingency Planning, and SIOH Costs where applicable.



COBRA NET PRESENT VALUES REPORT (COBRA v6.10)

Data As Of 04/22/2005 11:16:14, Report Created 05/20/2005 11:38:18 AM

Department : Army  
 Scenario File : J:\RECOMMENDATION DEVELOPMENT\REVIEW FINAL\Completed\Sent to OSD\USA-0242v2 RC Transformation in New York\USA-0242v2 RC Transformation in New York-Criterion 5-COBRA\Criterion 5-COBRA Farmingdale, NY\AFRC Farmingdale, NY.CBR  
 Option Pkg Name: AFRC Farmingdale, Suffolk County, NY  
 Std Fctrs File : D:\COBRA 6.10\Army COBRA 6.10\BRAC2005.SFF

Year	Cost(\$)	Adjusted Cost(\$)	NPV(\$)
----	-----	-----	-----
2006	3,306,494	3,261,154	3,261,154
2007	50,194,600	48,157,876	51,419,030
2008	-2,845,470	-2,655,652	48,763,377
2009	-2,910,396	-2,642,264	46,121,114
2010	-2,910,396	-2,570,295	43,550,818
2011	-2,910,396	-2,500,287	41,050,530
2012	-3,144,888	-2,628,149	38,422,382
2013	-3,144,888	-2,556,565	35,865,817
2014	-3,144,888	-2,486,931	33,378,886
2015	-3,144,888	-2,419,193	30,959,693
2016	-3,144,888	-2,353,301	28,606,392
2017	-3,144,888	-2,289,203	26,317,188
2018	-3,144,888	-2,226,851	24,090,337
2019	-3,144,888	-2,166,198	21,924,139
2020	-3,144,888	-2,107,196	19,816,943
2021	-3,144,888	-2,049,802	17,767,141
2022	-3,144,888	-1,993,971	15,773,170
2023	-3,144,888	-1,939,660	13,833,510
2024	-3,144,888	-1,886,829	11,946,681
2025	-3,144,888	-1,835,437	10,111,244
2026	-3,144,888	-1,785,444	8,325,799
2027	-3,144,888	-1,736,814	6,588,986
2028	-3,144,888	-1,689,507	4,899,478
2029	-3,144,888	-1,643,490	3,255,989
2030	-3,144,888	-1,598,725	1,657,263
2031	-3,144,888	-1,555,180	102,083
2032	-3,144,888	-1,512,821	-1,410,738

TOTAL COBRA ONE-TIME COST REPORT (COBRA v6.10) - Page 1/9  
 Data As Of 04/22/2005 11:16:14, Report Created 05/20/2005 11:38:18 AM

Department : Army  
 Scenario File : J:\RECOMMENDATION DEVELOPMENT\REVIEW FINAL\Completed\Sent to OSD\USA-0242v2 RC Transformation in New York\USA-0242v2 RC Transformation in New York-Criterion 5-COBRA\Criterion 5-COBRA Farmingdale, NY\AFRC Farmingdale, NY.CBR  
 Option Pkg Name: AFRC Farmingdale, Suffolk County, NY  
 Std Fctrs File : D:\COBRA 6.10\Army COBRA 6.10\BRAC2005.SFF

(All values in 2005 Constant Dollars)

Category	Cost	Sub-Total
-----	----	-----
Construction		
Military Construction	45,903,098	
Total - Construction		45,903,098
Personnel		
Civilian RIF	103,513	
Civilian Early Retirement	0	
Eliminated Military PCS	102,443	
Unemployment	8,902	
Total - Personnel		214,859
Overhead		
Program Management Cost	62,900	
Support Contract Termination	0	
Mothball / Shutdown	49,626	
Total - Overhead		112,526
Moving		
Civilian Moving	0	
Civilian PPP	35,496	
Military Moving	0	
Freight	0	
Information Technologies	0	
One-Time Moving Costs	0	
Total - Moving		35,496
Other		
HAP / RSE	0	
Environmental Mitigation Costs	128,000	
Mission Contract Startup and Termination	0	
One-Time Unique Costs	8,127,560	
Total - Other		8,255,560
-----		
Total One-Time Costs		54,521,539
-----		
One-Time Savings		
Military Construction Cost Avoidances	0	
Military Moving	0	
One-Time Moving Savings	0	
Environmental Mitigation Savings	0	
One-Time Unique Savings	0	
-----		
Total One-Time Savings		0
-----		
Total Net One-Time Costs		54,521,539

Department : Army  
 Scenario File : J:\RECOMMENDATION DEVELOPMENT\REVIEW FINAL\Completed\Sent to OSD\USA-0242v2 RC Transformation in New York\USA-0242v2 RC Transformation in New York-Criterion 5-COBRA\Criterion 5-COBRA Farmingdale, NY\AFRC Farmingdale, NY.CBR  
 Option Pkg Name: AFRC Farmingdale, Suffolk County, NY  
 Std Fctrs File : D:\COBRA 6.10\Army COBRA 6.10\BRAC2005.SFF

Base: Bayshore NG, NY  
 (All values in 2005 Constant Dollars)

Category	Cost	Sub-Total
-----	----	-----
Construction		
Military Construction	0	
Total - Construction		0
Personnel		
Civilian RIF	0	
Civilian Early Retirement	0	
Eliminated Military PCS	0	
Unemployment	0	
Total - Personnel		0
Overhead		
Program Management Cost	0	
Support Contract Termination	0	
Mothball / Shutdown	8,532	
Total - Overhead		8,532
Moving		
Civilian Moving	0	
Civilian PPP	0	
Military Moving	0	
Freight	0	
Information Technologies	0	
One-Time Moving Costs	0	
Total - Moving		0
Other		
HAP / RSE	0	
Environmental Mitigation Costs	0	
Mission Contract Startup and Termination	0	
One-Time Unique Costs	0	
Total - Other		0
-----		
Total One-Time Costs		8,532
-----		
One-Time Savings		
Military Construction Cost Avoidances	0	
Military Moving	0	
One-Time Moving Savings	0	
Environmental Mitigation Savings	0	
One-Time Unique Savings	0	
-----		
Total One-Time Savings		0
-----		
Total Net One-Time Costs		8,532

COBRA ONE-TIME COST REPORT (COBRA v6.10) - Page 3/9  
 Data As Of 04/22/2005 11:16:14, Report Created 05/20/2005 11:38:18 AM

Department : Army  
 Scenario File : J:\RECOMMENDATION DEVELOPMENT\REVIEW FINAL\Completed\Sent to OSD\USA-0242v2 RC Transformation in New York\USA-0242v2 RC Transformation in New York-Criterion 5-COBRA\Criterion 5-COBRA Farmingdale, NY\AFRC Farmingdale, NY.CBR  
 Option Pkg Name: AFRC Farmingdale, Suffolk County, NY  
 Std Fctrs File : D:\COBRA 6.10\Army COBRA 6.10\BRAC2005.SFF

Base: Freeport NG, NY  
 (All values in 2005 Constant Dollars)

Category	Cost	Sub-Total
-----	----	-----
Construction		
Military Construction	0	
Total - Construction		0
Personnel		
Civilian RIF	0	
Civilian Early Retirement	0	
Eliminated Military PCS	0	
Unemployment	0	
Total - Personnel		0
Overhead		
Program Management Cost	0	
Support Contract Termination	0	
Mothball / Shutdown	6,246	
Total - Overhead		6,246
Moving		
Civilian Moving	0	
Civilian PPP	0	
Military Moving	0	
Freight	0	
Information Technologies	0	
One-Time Moving Costs	0	
Total - Moving		0
Other		
HAP / RSE	0	
Environmental Mitigation Costs	0	
Mission Contract Startup and Termination	0	
One-Time Unique Costs	0	
Total - Other		0
-----		
Total One-Time Costs		6,246
-----		
One-Time Savings		
Military Construction Cost Avoidances	0	
Military Moving	0	
One-Time Moving Savings	0	
Environmental Mitigation Savings	0	
One-Time Unique Savings	0	
-----		
Total One-Time Savings		0
-----		
Total Net One-Time Costs		6,246

Department : Army  
 Scenario File : J:\RECOMMENDATION DEVELOPMENT\REVIEW FINAL\Completed\Sent to OSD\USA-0242v2 RC Transformation in New York\USA-0242v2 RC Transformation in New York-Criterion 5-COBRA\Criterion 5-COBRA Farmingdale, NY\AFRC Farmingdale, NY.CBR  
 Option Pkg Name: AFRC Farmingdale, Suffolk County, NY  
 Std Fctrs File : D:\COBRA 6.10\Army COBRA 6.10\BRAC2005.SFF

Base: Huntington Station, NY  
 (All values in 2005 Constant Dollars)

Category	Cost	Sub-Total
-----	----	-----
Construction		
Military Construction	0	
Total - Construction		0
Personnel		
Civilian RIF	0	
Civilian Early Retirement	0	
Eliminated Military PCS	0	
Unemployment	0	
Total - Personnel		0
Overhead		
Program Management Cost	0	
Support Contract Termination	0	
Mothball / Shutdown	5,598	
Total - Overhead		5,598
Moving		
Civilian Moving	0	
Civilian PPP	0	
Military Moving	0	
Freight	0	
Information Technologies	0	
One-Time Moving Costs	0	
Total - Moving		0
Other		
HAP / RSE	0	
Environmental Mitigation Costs	0	
Mission Contract Startup and Termination	0	
One-Time Unique Costs	0	
Total - Other		0
-----		
Total One-Time Costs		5,598
-----		
One-Time Savings		
Military Construction Cost Avoidances	0	
Military Moving	0	
One-Time Moving Savings	0	
Environmental Mitigation Savings	0	
One-Time Unique Savings	0	
-----		
Total One-Time Savings		0
-----		
Total Net One-Time Costs		5,598

Department : Army  
 Scenario File : J:\RECOMMENDATION DEVELOPMENT\REVIEW FINAL\Completed\Sent to OSD\USA-0242v2 RC Transformation in New York\USA-0242v2 RC Transformation in New York-Criterion 5-COBRA\Criterion 5-COBRA Farmingdale, NY\AFRC Farmingdale, NY.CBR  
 Option Pkg Name: AFRC Farmingdale, Suffolk County, NY  
 Std Fctrs File : D:\COBRA 6.10\Army COBRA 6.10\BRAC2005.SFF

Base: Patchogue NG, NY  
 (All values in 2005 Constant Dollars)

Category	Cost	Sub-Total
-----	----	-----
Construction		
Military Construction	0	
Total - Construction		0
Personnel		
Civilian RIF	0	
Civilian Early Retirement	0	
Eliminated Military PCS	0	
Unemployment	0	
Total - Personnel		0
Overhead		
Program Management Cost	0	
Support Contract Termination	0	
Mothball / Shutdown	5,940	
Total - Overhead		5,940
Moving		
Civilian Moving	0	
Civilian PPP	0	
Military Moving	0	
Freight	0	
Information Technologies	0	
One-Time Moving Costs	0	
Total - Moving		0
Other		
HAP / RSE	0	
Environmental Mitigation Costs	0	
Mission Contract Startup and Termination	0	
One-Time Unique Costs	0	
Total - Other		0
-----		
Total One-Time Costs		5,940
-----		
One-Time Savings		
Military Construction Cost Avoidances	0	
Military Moving	0	
One-Time Moving Savings	0	
Environmental Mitigation Savings	0	
One-Time Unique Savings	0	
-----		
Total One-Time Savings		0
-----		
Total Net One-Time Costs		5,940

Department : Army  
 Scenario File : J:\RECOMMENDATION DEVELOPMENT\REVIEW FINAL\Completed\Sent to OSD\USA-0242v2 RC Transformation in New York\USA-0242v2 RC Transformation in New York-Criterion 5-COBRA\Criterion 5-COBRA Farmingdale, NY\AFRC Farmingdale, NY.CBR  
 Option Pkg Name: AFRC Farmingdale, Suffolk County, NY  
 Std Fctrs File : D:\COBRA 6.10\Army COBRA 6.10\BRAC2005.SFF

Base: Riverhead NG, NY  
 (All values in 2005 Constant Dollars)

Category	Cost	Sub-Total
-----	----	-----
Construction		
Military Construction	0	
Total - Construction		0
Personnel		
Civilian RIF	0	
Civilian Early Retirement	0	
Eliminated Military PCS	0	
Unemployment	0	
Total - Personnel		0
Overhead		
Program Management Cost	0	
Support Contract Termination	0	
Mothball / Shutdown	5,760	
Total - Overhead		5,760
Moving		
Civilian Moving	0	
Civilian PPP	0	
Military Moving	0	
Freight	0	
Information Technologies	0	
One-Time Moving Costs	0	
Total - Moving		0
Other		
HAP / RSE	0	
Environmental Mitigation Costs	0	
Mission Contract Startup and Termination	0	
One-Time Unique Costs	0	
Total - Other		0
-----		
Total One-Time Costs		5,760
-----		
One-Time Savings		
Military Construction Cost Avoidances	0	
Military Moving	0	
One-Time Moving Savings	0	
Environmental Mitigation Savings	0	
One-Time Unique Savings	0	
-----		
Total One-Time Savings		0
-----		
Total Net One-Time Costs		5,760

COBRA ONE-TIME COST REPORT (COBRA v6.10) - Page 7/9  
 Data As Of 04/22/2005 11:16:14, Report Created 05/20/2005 11:38:18 AM

Department : Army  
 Scenario File : J:\RECOMMENDATION DEVELOPMENT\REVIEW FINAL\Completed\Sent to OSD\USA-0242v2 RC Transformation in New York\USA-0242v2 RC Transformation in New York-Criterion 5-COBRA\Criterion 5-COBRA Farmingdale, NY\AFRC Farmingdale, NY.CBR  
 Option Pkg Name: AFRC Farmingdale, Suffolk County, NY  
 Std Fctrs File : D:\COBRA 6.10\Army COBRA 6.10\BRAC2005.SFF

Base: Amityville USAR, NY  
 (All values in 2005 Constant Dollars)

Category	Cost	Sub-Total
-----	----	-----
Construction		
Military Construction	0	
Total - Construction		0
Personnel		
Civilian RIF	103,513	
Civilian Early Retirement	0	
Eliminated Military PCS	102,443	
Unemployment	8,902	
Total - Personnel		214,859
Overhead		
Program Management Cost	62,900	
Support Contract Termination	0	
Mothball / Shutdown	11,466	
Total - Overhead		74,366
Moving		
Civilian Moving	0	
Civilian PPP	35,496	
Military Moving	0	
Freight	0	
Information Technologies	0	
One-Time Moving Costs	0	
Total - Moving		35,496
Other		
HAP / RSE	0	
Environmental Mitigation Costs	8,000	
Mission Contract Startup and Termination	0	
One-Time Unique Costs	0	
Total - Other		8,000
-----		
Total One-Time Costs		332,721
-----		
One-Time Savings		
Military Construction Cost Avoidances	0	
Military Moving	0	
One-Time Moving Savings	0	
Environmental Mitigation Savings	0	
One-Time Unique Savings	0	
-----		
Total One-Time Savings		0
-----		
Total Net One-Time Costs		332,721



COBRA ONE-TIME COST REPORT (COBRA v6.10) - Page 8/9  
 Data As Of 04/22/2005 11:16:14, Report Created 05/20/2005 11:38:18 AM

Department : Army  
 Scenario File : J:\RECOMMENDATION DEVELOPMENT\REVIEW FINAL\Completed\Sent to OSD\USA-0242v2 RC Transformation in New York\USA-0242v2 RC Transformation in New York-Criterion 5-COBRA\Criterion 5-COBRA Farmingdale, NY\AFRC Farmingdale, NY.CBR  
 Option Pkg Name: AFRC Farmingdale, Suffolk County, NY  
 Std Fctrs File : D:\COBRA 6.10\Army COBRA 6.10\BRAC2005.SFF

Base: Uniodale USAR, NY  
 (All values in 2005 Constant Dollars)

Category	Cost	Sub-Total
-----	----	-----
Construction		
Military Construction	0	
Total - Construction		0
Personnel		
Civilian RIF	0	
Civilian Early Retirement	0	
Eliminated Military PCS	0	
Unemployment	0	
Total - Personnel		0
Overhead		
Program Management Cost	0	
Support Contract Termination	0	
Mothball / Shutdown	6,084	
Total - Overhead		6,084
Moving		
Civilian Moving	0	
Civilian PPP	0	
Military Moving	0	
Freight	0	
Information Technologies	0	
One-Time Moving Costs	0	
Total - Moving		0
Other		
HAP / RSE	0	
Environmental Mitigation Costs	20,000	
Mission Contract Startup and Termination	0	
One-Time Unique Costs	0	
Total - Other		20,000
-----		
Total One-Time Costs		26,084
-----		
One-Time Savings		
Military Construction Cost Avoidances	0	
Military Moving	0	
One-Time Moving Savings	0	
Environmental Mitigation Savings	0	
One-Time Unique Savings	0	
-----		
Total One-Time Savings		0
-----		
Total Net One-Time Costs		26,084

Department : Army  
 Scenario File : J:\RECOMMENDATION DEVELOPMENT\REVIEW FINAL\Completed\Sent to OSD\USA-0242v2 RC Transformation in New York\USA-0242v2 RC Transformation in New York-Criterion 5-COBRA\Criterion 5-COBRA Farmingdale, NY\AFRC Farmingdale, NY.CBR  
 Option Pkg Name: AFRC Farmingdale, Suffolk County, NY  
 Std Fctrs File : D:\COBRA 6.10\Army COBRA 6.10\BRAC2005.SFF

Base: New Joint AFRC, NY  
 (All values in 2005 Constant Dollars)

Category	Cost	Sub-Total
-----	----	-----
Construction		
Military Construction	45,903,098	
Total - Construction		45,903,098
Personnel		
Civilian RIF	0	
Civilian Early Retirement	0	
Eliminated Military PCS	0	
Unemployment	0	
Total - Personnel		0
Overhead		
Program Management Cost	0	
Support Contract Termination	0	
Mothball / Shutdown	0	
Total - Overhead		0
Moving		
Civilian Moving	0	
Civilian PPP	0	
Military Moving	0	
Freight	0	
Information Technologies	0	
One-Time Moving Costs	0	
Total - Moving		0
Other		
HAP / RSE	0	
Environmental Mitigation Costs	100,000	
Mission Contract Startup and Termination	0	
One-Time Unique Costs	8,127,560	
Total - Other		8,227,560
-----		
Total One-Time Costs		54,130,658
-----		
One-Time Savings		
Military Construction Cost Avoidances	0	
Military Moving	0	
One-Time Moving Savings	0	
Environmental Mitigation Savings	0	
One-Time Unique Savings	0	
-----		
Total One-Time Savings		0
-----		
Total Net One-Time Costs		54,130,658

COBRA SUSTAINMENT/RECAP/BOS/HOUSING CHANGE REPORT (COBRA v6.10)  
 Data As Of 04/22/2005 11:16:14, Report Created 05/20/2005 11:38:17 AM

Department : Army  
 Scenario File : J:\RECOMMENDATION DEVELOPMENT\REVIEW FINAL\Completed\Sent to OSD\USA-0242v2 RC Transformation in New York\USA-0242v2 RC Transformation in New York-Criterion 5-COBRA\Criterion 5-COBRA Farmingdale, NY\AFRC Farmingdale, NY.CBR  
 Option Pkg Name: AFRC Farmingdale, Suffolk County, NY  
 Std Fctrs File : D:\COBRA 6.10\Army COBRA 6.10\BRAC2005.SFF

Net Change(\$K)	2006	2007	2008	2009	2010	2011	Total	Beyond
Sustain Change	0	988	-341	-341	-341	-341	-375	-575
Recap Change	-611	-202	-202	-202	-202	-202	-1,621	-202
BOS Change	0	-1	-431	-431	-431	-431	-1,725	-431
Housing Change	0	0	0	0	0	0	0	0
<b>TOTAL CHANGES</b>	<b>-611</b>	<b>785</b>	<b>-974</b>	<b>-974</b>	<b>-974</b>	<b>-974</b>	<b>-3,720</b>	<b>-1,208</b>

Net Change(\$K)	2006	2007	2008	2009	2010	2011	Total	Beyond
Sustain Change	0	0	-229	-229	-229	-229	-915	-269
Recap Change	-105	-105	-105	-105	-105	-105	-631	-105
BOS Change	0	0	0	0	0	0	0	0
Housing Change	0	0	0	0	0	0	0	0
<b>TOTAL CHANGES</b>	<b>-105</b>	<b>-105</b>	<b>-334</b>	<b>-334</b>	<b>-334</b>	<b>-334</b>	<b>-1,545</b>	<b>-374</b>

Net Change(\$K)	2006	2007	2008	2009	2010	2011	Total	Beyond
Sustain Change	0	0	-167	-167	-167	-167	-669	-197
Recap Change	-77	-77	-77	-77	-77	-77	-461	-77
BOS Change	0	0	0	0	0	0	0	0
Housing Change	0	0	0	0	0	0	0	0
<b>TOTAL CHANGES</b>	<b>-77</b>	<b>-77</b>	<b>-244</b>	<b>-244</b>	<b>-244</b>	<b>-244</b>	<b>-1,130</b>	<b>-273</b>

Net Change(\$K)	2006	2007	2008	2009	2010	2011	Total	Beyond
Sustain Change	0	0	-150	-150	-150	-150	-599	-176
Recap Change	-69	-69	-69	-69	-69	-69	-413	-69
BOS Change	0	0	0	0	0	0	0	0
Housing Change	0	0	0	0	0	0	0	0
<b>TOTAL CHANGES</b>	<b>-69</b>	<b>-69</b>	<b>-219</b>	<b>-219</b>	<b>-219</b>	<b>-219</b>	<b>-1,013</b>	<b>-245</b>

Net Change(\$K)	2006	2007	2008	2009	2010	2011	Total	Beyond
Sustain Change	0	0	-159	-159	-159	-159	-636	-187
Recap Change	-73	-73	-73	-73	-73	-73	-439	-73
BOS Change	0	0	0	0	0	0	0	0
Housing Change	0	0	0	0	0	0	0	0
<b>TOTAL CHANGES</b>	<b>-73</b>	<b>-73</b>	<b>-232</b>	<b>-232</b>	<b>-232</b>	<b>-232</b>	<b>-1,075</b>	<b>-260</b>

COBRA SUSTAINMENT/RECAP/BOS/HOUSING CHANGE REPORT (COBRA v6.10) - Page 2  
 Data As Of 04/22/2005 11:16:14, Report Created 05/20/2005 11:38:17 AM

Department : Army  
 Scenario File : J:\RECOMMENDATION DEVELOPMENT\REVIEW FINAL\Completed\Sent to OSD\USA-0242v2 RC Transformation in New York\USA-0242v2 RC Transformation in New York-Criterion 5-COBRA\Criterion 5-COBRA Farmingdale, NY\AFRC Farmingdale, NY.CBR  
 Option Pkg Name: AFRC Farmingdale, Suffolk County, NY  
 Std Fctrs File : D:\COBRA 6.10\Army COBRA 6.10\BRAC2005.SFF

Riverhead NG, NY								
Net Change(\$K)	2006	2007	2008	2009	2010	2011	Total	Beyond
Sustain Change	0	0	-154	-154	-154	-154	-618	-182
Recap Change	-71	-71	-71	-71	-71	-71	-426	-71
BOS Change	0	0	0	0	0	0	0	0
Housing Change	0	0	0	0	0	0	0	0
<b>TOTAL CHANGES</b>	<b>-71</b>	<b>-71</b>	<b>-225</b>	<b>-225</b>	<b>-225</b>	<b>-225</b>	<b>-1,044</b>	<b>-253</b>

Amityville USAR, NY								
Net Change(\$K)	2006	2007	2008	2009	2010	2011	Total	Beyond
Sustain Change	0	0	-307	-307	-307	-307	-1,227	-361
Recap Change	-141	-141	-141	-141	-141	-141	-846	-141
BOS Change	0	-1	-272	-272	-272	-272	-1,089	-272
Housing Change	0	0	0	0	0	0	0	0
<b>TOTAL CHANGES</b>	<b>-141</b>	<b>-142</b>	<b>-720</b>	<b>-720</b>	<b>-720</b>	<b>-720</b>	<b>-3,162</b>	<b>-774</b>

Uniodale USAR, NY								
Net Change(\$K)	2006	2007	2008	2009	2010	2011	Total	Beyond
Sustain Change	0	0	-163	-163	-163	-163	-651	-191
Recap Change	-75	-75	-75	-75	-75	-75	-449	-75
BOS Change	0	0	-159	-159	-159	-159	-636	-159
Housing Change	0	0	0	0	0	0	0	0
<b>TOTAL CHANGES</b>	<b>-75</b>	<b>-75</b>	<b>-396</b>	<b>-396</b>	<b>-396</b>	<b>-396</b>	<b>-1,736</b>	<b>-425</b>

New Joint AFRC, NY								
Net Change(\$K)	2006	2007	2008	2009	2010	2011	Total	Beyond
Sustain Change	0	988	988	988	988	988	4,940	988
Recap Change	0	409	409	409	409	409	2,044	409
BOS Change	0	0	0	0	0	0	0	0
Housing Change	0	0	0	0	0	0	0	0
<b>TOTAL CHANGES</b>	<b>0</b>	<b>1,397</b>	<b>1,397</b>	<b>1,397</b>	<b>1,397</b>	<b>1,397</b>	<b>6,985</b>	<b>1,397</b>

TOTAL COBRA PERSONNEL IMPACT REPORT (COBRA v6.10) - Page 1/9  
 Data As Of 04/22/2005 11:16:14, Report Created 05/20/2005 11:38:16 AM

Department : Army  
 Scenario File : J:\RECOMMENDATION DEVELOPMENT\REVIEW FINAL\Completed\Sent to OSD\USA-0242v2 RC Transformation in New York\USA-0242v2 RC Transformation in New York-Criterion 5-COBRA\Criterion 5-COBRA Farmingdale, NY\AFRC Farmingdale, NY.CBR  
 Option Pkg Name: AFRC Farmingdale, Suffolk County, NY  
 Std Fctrs File : D:\COBRA 6.10\Army COBRA 6.10\BRAC2005.SFF

	Rate	2006	2007	2008	2009	2010	2011	Total
	----	----	----	----	----	----	----	-----
CIVILIAN POSITIONS REALIGNING OUT		0	0	0	0	0	0	0
Early Retirement*	8.10%	0	0	0	0	0	0	0
Regular Retirement*	1.67%	0	0	0	0	0	0	0
Civilian Turnover*	9.16%	0	0	0	0	0	0	0
Civs Not Moving (RIFs)*	6.00%	0	0	0	0	0	0	0
Civilians Moving (the remainder)		0	0	0	0	0	0	0
Civilian Positions Available		0	0	0	0	0	0	0
CIVILIAN POSITIONS ELIMINATED		0	4	0	0	0	0	4
Early Retirement	8.10%	0	0	0	0	0	0	0
Regular Retirement	1.67%	0	0	0	0	0	0	0
Civilian Turnover	9.16%	0	0	0	0	0	0	0
Civs Not Moving (RIFs)*	6.00%	0	0	0	0	0	0	0
Priority Placement#	39.97%	0	2	0	0	0	0	2
Civilians Available to Move		0	2	0	0	0	0	2
Civilians Moving		0	0	0	0	0	0	0
Civilian RIFs (the remainder)		0	2	0	0	0	0	2
CIVILIAN POSITIONS REALIGNING IN		0	0	0	0	0	0	0
Civilians Moving		0	0	0	0	0	0	0
New Civilians Hired		0	0	0	0	0	0	0
Other Civilian Additions		0	0	0	0	0	0	0
TOTAL CIVILIAN EARLY RETIREMENTS		0	0	0	0	0	0	0
TOTAL CIVILIAN RIFs		0	2	0	0	0	0	2
TOTAL CIVILIAN PRIORITY PLACEMENTS#		0	2	0	0	0	0	2
TOTAL CIVILIAN NEW HIRES		0	0	0	0	0	0	0

\* Early Retirements, Regular Retirements, Civilian Turnover, and Civilians Not Willing to Move are not applicable for moves under fifty miles.

# Not all Priority Placements involve a Permanent Change of Station. The rate of PPP placements involving a PCS is 50.70%

COBRA PERSONNEL IMPACT REPORT (COBRA v6.10) - Page 2/9  
 Data As Of 04/22/2005 11:16:14, Report Created 05/20/2005 11:38:16 AM

Department : Army  
 Scenario File : J:\RECOMMENDATION DEVELOPMENT\REVIEW FINAL\Completed\Sent to OSD\USA-0242v2 RC Transformation in New York\USA-0242v2 RC Transformation in New York-Criterion 5-COBRA\Criterion 5-COBRA Farmingdale, NY\AFRC Farmingdale, NY.CBR  
 Option Pkg Name: AFRC Farmingdale, Suffolk County, NY  
 Std Fctrs File : D:\COBRA 6.10\Army COBRA 6.10\BRAC2005.SFF

Base: Bayshore NG, NY	Rate	2006	2007	2008	2009	2010	2011	Total
	----	----	----	----	----	----	----	-----
CIVILIAN POSITIONS REALIGNING OUT		0	0	0	0	0	0	0
Early Retirement*	8.10%	0	0	0	0	0	0	0
Regular Retirement*	1.67%	0	0	0	0	0	0	0
Civilian Turnover*	9.16%	0	0	0	0	0	0	0
Civs Not Moving (RIFs)*	6.00%	0	0	0	0	0	0	0
Civilians Moving (the remainder)		0	0	0	0	0	0	0
Civilian Positions Available		0	0	0	0	0	0	0
CIVILIAN POSITIONS ELIMINATED		0	0	0	0	0	0	0
Early Retirement	8.10%	0	0	0	0	0	0	0
Regular Retirement	1.67%	0	0	0	0	0	0	0
Civilian Turnover	9.16%	0	0	0	0	0	0	0
Civs Not Moving (RIFs)*	6.00%	0	0	0	0	0	0	0
Priority Placement#	39.97%	0	0	0	0	0	0	0
Civilians Available to Move		0	0	0	0	0	0	0
Civilians Moving		0	0	0	0	0	0	0
Civilian RIFs (the remainder)		0	0	0	0	0	0	0
CIVILIAN POSITIONS REALIGNING IN		0	0	0	0	0	0	0
Civilians Moving		0	0	0	0	0	0	0
New Civilians Hired		0	0	0	0	0	0	0
Other Civilian Additions		0	0	0	0	0	0	0
TOTAL CIVILIAN EARLY RETIRMENTS		0	0	0	0	0	0	0
TOTAL CIVILIAN RIFS		0	0	0	0	0	0	0
TOTAL CIVILIAN PRIORITY PLACEMENTS#		0	0	0	0	0	0	0
TOTAL CIVILIAN NEW HIRES		0	0	0	0	0	0	0

\* Early Retirements, Regular Retirements, Civilian Turnover, and Civilians Not Willing to Move are not applicable for moves under fifty miles.

# Not all Priority Placements involve a Permanent Change of Station. The rate of PPP placements involving a PCS is 50.70%

COBRA PERSONNEL IMPACT REPORT (COBRA v6.10) - Page 3/9  
 Data As Of 04/22/2005 11:16:14, Report Created 05/20/2005 11:38:16 AM

Department : Army  
 Scenario File : J:\RECOMMENDATION DEVELOPMENT\REVIEW FINAL\Completed\Sent to OSD\USA-0242v2 RC Transformation in New York\USA-0242v2 RC Transformation in New York-Criterion 5-COBRA\Criterion 5-COBRA Farmingdale, NY\AFRC Farmingdale, NY.CBR  
 Option Pkg Name: AFRC Farmingdale, Suffolk County, NY  
 Std Fctrs File : D:\COBRA 6.10\Army COBRA 6.10\BRAC2005.SFF

Base: Freeport NG, NY	Rate	2006	2007	2008	2009	2010	2011	Total
	----	----	----	----	----	----	----	-----
CIVILIAN POSITIONS REALIGNING OUT		0	0	0	0	0	0	0
Early Retirement*	8.10%	0	0	0	0	0	0	0
Regular Retirement*	1.67%	0	0	0	0	0	0	0
Civilian Turnover*	9.16%	0	0	0	0	0	0	0
Civs Not Moving (RIFs)*	6.00%	0	0	0	0	0	0	0
Civilians Moving (the remainder)		0	0	0	0	0	0	0
Civilian Positions Available		0	0	0	0	0	0	0
CIVILIAN POSITIONS ELIMINATED		0	0	0	0	0	0	0
Early Retirement	8.10%	0	0	0	0	0	0	0
Regular Retirement	1.67%	0	0	0	0	0	0	0
Civilian Turnover	9.16%	0	0	0	0	0	0	0
Civs Not Moving (RIFs)*	6.00%	0	0	0	0	0	0	0
Priority Placement#	39.97%	0	0	0	0	0	0	0
Civilians Available to Move		0	0	0	0	0	0	0
Civilians Moving		0	0	0	0	0	0	0
Civilian RIFs (the remainder)		0	0	0	0	0	0	0
CIVILIAN POSITIONS REALIGNING IN		0	0	0	0	0	0	0
Civilians Moving		0	0	0	0	0	0	0
New Civilians Hired		0	0	0	0	0	0	0
Other Civilian Additions		0	0	0	0	0	0	0
TOTAL CIVILIAN EARLY RETIRMENTS		0	0	0	0	0	0	0
TOTAL CIVILIAN RIFS		0	0	0	0	0	0	0
TOTAL CIVILIAN PRIORITY PLACEMENTS#		0	0	0	0	0	0	0
TOTAL CIVILIAN NEW HIRES		0	0	0	0	0	0	0

\* Early Retirements, Regular Retirements, Civilian Turnover, and Civilians Not Willing to Move are not applicable for moves under fifty miles.

# Not all Priority Placements involve a Permanent Change of Station. The rate of PPP placements involving a PCS is 50.70%

COBRA PERSONNEL IMPACT REPORT (COBRA v6.10) - Page 4/9  
 Data As Of 04/22/2005 11:16:14, Report Created 05/20/2005 11:38:17 AM

Department : Army  
 Scenario File : J:\RECOMMENDATION DEVELOPMENT\REVIEW FINAL\Completed\Sent to OSD\USA-0242v2 RC Transformation in New York\USA-0242v2 RC Transformation in New York-Criterion 5-COBRA\Criterion 5-COBRA Farmingdale, NY\AFRC Farmingdale, NY.CBR  
 Option Pkg Name: AFRC Farmingdale, Suffolk County, NY  
 Std Fctrs File : D:\COBRA 6.10\Army COBRA 6.10\BRAC2005.SFF

Base: Huntington Station, NY	Rate	2006	2007	2008	2009	2010	2011	Total
	----	----	----	----	----	----	----	-----
CIVILIAN POSITIONS REALIGNING OUT		0	0	0	0	0	0	0
Early Retirement*	8.10%	0	0	0	0	0	0	0
Regular Retirement*	1.67%	0	0	0	0	0	0	0
Civilian Turnover*	9.16%	0	0	0	0	0	0	0
Civs Not Moving (RIFs)*	6.00%	0	0	0	0	0	0	0
Civilians Moving (the remainder)		0	0	0	0	0	0	0
Civilian Positions Available		0	0	0	0	0	0	0
CIVILIAN POSITIONS ELIMINATED		0	0	0	0	0	0	0
Early Retirement	8.10%	0	0	0	0	0	0	0
Regular Retirement	1.67%	0	0	0	0	0	0	0
Civilian Turnover	9.16%	0	0	0	0	0	0	0
Civs Not Moving (RIFs)*	6.00%	0	0	0	0	0	0	0
Priority Placement#	39.97%	0	0	0	0	0	0	0
Civilians Available to Move		0	0	0	0	0	0	0
Civilians Moving		0	0	0	0	0	0	0
Civilian RIFs (the remainder)		0	0	0	0	0	0	0
CIVILIAN POSITIONS REALIGNING IN		0	0	0	0	0	0	0
Civilians Moving		0	0	0	0	0	0	0
New Civilians Hired		0	0	0	0	0	0	0
Other Civilian Additions		0	0	0	0	0	0	0
TOTAL CIVILIAN EARLY RETIRMENTS		0	0	0	0	0	0	0
TOTAL CIVILIAN RIFS		0	0	0	0	0	0	0
TOTAL CIVILIAN PRIORITY PLACEMENTS#		0	0	0	0	0	0	0
TOTAL CIVILIAN NEW HIRES		0	0	0	0	0	0	0

\* Early Retirements, Regular Retirements, Civilian Turnover, and Civilians Not Willing to Move are not applicable for moves under fifty miles.

# Not all Priority Placements involve a Permanent Change of Station. The rate of PPP placements involving a PCS is 50.70%



COBRA PERSONNEL IMPACT REPORT (COBRA v6.10) - Page 5/9  
 Data As Of 04/22/2005 11:16:14, Report Created 05/20/2005 11:38:17 AM

Department : Army  
 Scenario File : J:\RECOMMENDATION DEVELOPMENT\REVIEW FINAL\Completed\Sent to OSD\USA-0242v2 RC Transformation in New York\USA-0242v2 RC Transformation in New York-Criterion 5-COBRA\Criterion 5-COBRA Farmingdale, NY\AFRC Farmingdale, NY.CBR  
 Option Pkg Name: AFRC Farmingdale, Suffolk County, NY  
 Std Fctrs File : D:\COBRA 6.10\Army COBRA 6.10\BRAC2005.SFF

Base: Patchogue NG, NY	Rate	2006	2007	2008	2009	2010	2011	Total
	----	----	----	----	----	----	----	-----
CIVILIAN POSITIONS REALIGNING OUT		0	0	0	0	0	0	0
Early Retirement*	8.10%	0	0	0	0	0	0	0
Regular Retirement*	1.67%	0	0	0	0	0	0	0
Civilian Turnover*	9.16%	0	0	0	0	0	0	0
Civs Not Moving (RIFs)*	6.00%	0	0	0	0	0	0	0
Civilians Moving (the remainder)		0	0	0	0	0	0	0
Civilian Positions Available		0	0	0	0	0	0	0
CIVILIAN POSITIONS ELIMINATED		0	0	0	0	0	0	0
Early Retirement	8.10%	0	0	0	0	0	0	0
Regular Retirement	1.67%	0	0	0	0	0	0	0
Civilian Turnover	9.16%	0	0	0	0	0	0	0
Civs Not Moving (RIFs)*	6.00%	0	0	0	0	0	0	0
Priority Placement#	39.97%	0	0	0	0	0	0	0
Civilians Available to Move		0	0	0	0	0	0	0
Civilians Moving		0	0	0	0	0	0	0
Civilian RIFs (the remainder)		0	0	0	0	0	0	0
CIVILIAN POSITIONS REALIGNING IN		0	0	0	0	0	0	0
Civilians Moving		0	0	0	0	0	0	0
New Civilians Hired		0	0	0	0	0	0	0
Other Civilian Additions		0	0	0	0	0	0	0
TOTAL CIVILIAN EARLY RETIRMENTS		0	0	0	0	0	0	0
TOTAL CIVILIAN RIFS		0	0	0	0	0	0	0
TOTAL CIVILIAN PRIORITY PLACEMENTS#		0	0	0	0	0	0	0
TOTAL CIVILIAN NEW HIRES		0	0	0	0	0	0	0

\* Early Retirements, Regular Retirements, Civilian Turnover, and Civilians Not Willing to Move are not applicable for moves under fifty miles.

# Not all Priority Placements involve a Permanent Change of Station. The rate of PPP placements involving a PCS is 50.70%

Department : Army  
 Scenario File : J:\RECOMMENDATION DEVELOPMENT\REVIEW FINAL\Completed\Sent to OSD\USA-0242v2 RC Transformation in New York\USA-0242v2 RC Transformation in New York-Criterion 5-COBRA\Criterion 5-COBRA Farmingdale, NY\AFRC Farmingdale, NY.CBR  
 Option Pkg Name: AFRC Farmingdale, Suffolk County, NY  
 Std Fctrs File : D:\COBRA 6.10\Army COBRA 6.10\BRAC2005.SFF

Base: Riverhead NG, NY	Rate	2006	2007	2008	2009	2010	2011	Total
	----	----	----	----	----	----	----	-----
CIVILIAN POSITIONS REALIGNING OUT		0	0	0	0	0	0	0
Early Retirement*	8.10%	0	0	0	0	0	0	0
Regular Retirement*	1.67%	0	0	0	0	0	0	0
Civilian Turnover*	9.16%	0	0	0	0	0	0	0
Civs Not Moving (RIFs)*	6.00%	0	0	0	0	0	0	0
Civilians Moving (the remainder)		0	0	0	0	0	0	0
Civilian Positions Available		0	0	0	0	0	0	0
CIVILIAN POSITIONS ELIMINATED		0	0	0	0	0	0	0
Early Retirement	8.10%	0	0	0	0	0	0	0
Regular Retirement	1.67%	0	0	0	0	0	0	0
Civilian Turnover	9.16%	0	0	0	0	0	0	0
Civs Not Moving (RIFs)*	6.00%	0	0	0	0	0	0	0
Priority Placement#	39.97%	0	0	0	0	0	0	0
Civilians Available to Move		0	0	0	0	0	0	0
Civilians Moving		0	0	0	0	0	0	0
Civilian RIFs (the remainder)		0	0	0	0	0	0	0
CIVILIAN POSITIONS REALIGNING IN		0	0	0	0	0	0	0
Civilians Moving		0	0	0	0	0	0	0
New Civilians Hired		0	0	0	0	0	0	0
Other Civilian Additions		0	0	0	0	0	0	0
TOTAL CIVILIAN EARLY RETIRMENTS		0	0	0	0	0	0	0
TOTAL CIVILIAN RIFS		0	0	0	0	0	0	0
TOTAL CIVILIAN PRIORITY PLACEMENTS#		0	0	0	0	0	0	0
TOTAL CIVILIAN NEW HIRES		0	0	0	0	0	0	0

\* Early Retirements, Regular Retirements, Civilian Turnover, and Civilians Not Willing to Move are not applicable for moves under fifty miles.

# Not all Priority Placements involve a Permanent Change of Station. The rate of PPP placements involving a PCS is 50.70%

COBRA PERSONNEL IMPACT REPORT (COBRA v6.10) - Page 7/9  
 Data As Of 04/22/2005 11:16:14, Report Created 05/20/2005 11:38:17 AM

Department : Army  
 Scenario File : J:\RECOMMENDATION DEVELOPMENT\REVIEW FINAL\Completed\Sent to OSD\USA-0242v2 RC Transformation in New York\USA-0242v2 RC Transformation in New York-Criterion 5-COBRA\Criterion 5-COBRA Farmingdale, NY\AFRC Farmingdale, NY.CBR  
 Option Pkg Name: AFRC Farmingdale, Suffolk County, NY  
 Std Fctrs File : D:\COBRA 6.10\Army COBRA 6.10\BRAC2005.SFF

Base: Amityville USAR, NY	Rate	2006	2007	2008	2009	2010	2011	Total
	----	----	----	----	----	----	----	-----
CIVILIAN POSITIONS REALIGNING OUT		0	0	0	0	0	0	0
Early Retirement*	8.10%	0	0	0	0	0	0	0
Regular Retirement*	1.67%	0	0	0	0	0	0	0
Civilian Turnover*	9.16%	0	0	0	0	0	0	0
Civs Not Moving (RIFs)*	6.00%	0	0	0	0	0	0	0
Civilians Moving (the remainder)		0	0	0	0	0	0	0
Civilian Positions Available		0	0	0	0	0	0	0
CIVILIAN POSITIONS ELIMINATED		0	4	0	0	0	0	4
Early Retirement	8.10%	0	0	0	0	0	0	0
Regular Retirement	1.67%	0	0	0	0	0	0	0
Civilian Turnover	9.16%	0	0	0	0	0	0	0
Civs Not Moving (RIFs)*	6.00%	0	0	0	0	0	0	0
Priority Placement#	39.97%	0	2	0	0	0	0	2
Civilians Available to Move		0	2	0	0	0	0	2
Civilians Moving		0	0	0	0	0	0	0
Civilian RIFs (the remainder)		0	2	0	0	0	0	2
CIVILIAN POSITIONS REALIGNING IN		0	0	0	0	0	0	0
Civilians Moving		0	0	0	0	0	0	0
New Civilians Hired		0	0	0	0	0	0	0
Other Civilian Additions		0	0	0	0	0	0	0
TOTAL CIVILIAN EARLY RETIRMENTS		0	0	0	0	0	0	0
TOTAL CIVILIAN RIFS		0	2	0	0	0	0	2
TOTAL CIVILIAN PRIORITY PLACEMENTS#		0	2	0	0	0	0	2
TOTAL CIVILIAN NEW HIRES		0	0	0	0	0	0	0

\* Early Retirements, Regular Retirements, Civilian Turnover, and Civilians Not Willing to Move are not applicable for moves under fifty miles.

# Not all Priority Placements involve a Permanent Change of Station. The rate of PPP placements involving a PCS is 50.70%

Department : Army  
 Scenario File : J:\RECOMMENDATION DEVELOPMENT\REVIEW FINAL\Completed\Sent to OSD\USA-0242v2 RC Transformation in New York\USA-0242v2 RC Transformation in New York-Criterion 5-COBRA\Criterion 5-COBRA Farmingdale, NY\AFRC Farmingdale, NY.CBR  
 Option Pkg Name: AFRC Farmingdale, Suffolk County, NY  
 Std Fctrs File : D:\COBRA 6.10\Army COBRA 6.10\BRAC2005.SFF

Base: Uniudale USAR, NY	Rate	2006	2007	2008	2009	2010	2011	Total
	----	----	----	----	----	----	----	-----
CIVILIAN POSITIONS REALIGNING OUT		0	0	0	0	0	0	0
Early Retirement*	8.10%	0	0	0	0	0	0	0
Regular Retirement*	1.67%	0	0	0	0	0	0	0
Civilian Turnover*	9.16%	0	0	0	0	0	0	0
Civs Not Moving (RIFs)*	6.00%	0	0	0	0	0	0	0
Civilians Moving (the remainder)		0	0	0	0	0	0	0
Civilian Positions Available		0	0	0	0	0	0	0
CIVILIAN POSITIONS ELIMINATED		0	0	0	0	0	0	0
Early Retirement	8.10%	0	0	0	0	0	0	0
Regular Retirement	1.67%	0	0	0	0	0	0	0
Civilian Turnover	9.16%	0	0	0	0	0	0	0
Civs Not Moving (RIFs)*	6.00%	0	0	0	0	0	0	0
Priority Placement#	39.97%	0	0	0	0	0	0	0
Civilians Available to Move		0	0	0	0	0	0	0
Civilians Moving		0	0	0	0	0	0	0
Civilian RIFs (the remainder)		0	0	0	0	0	0	0
CIVILIAN POSITIONS REALIGNING IN		0	0	0	0	0	0	0
Civilians Moving		0	0	0	0	0	0	0
New Civilians Hired		0	0	0	0	0	0	0
Other Civilian Additions		0	0	0	0	0	0	0
TOTAL CIVILIAN EARLY RETIRMENTS		0	0	0	0	0	0	0
TOTAL CIVILIAN RIFS		0	0	0	0	0	0	0
TOTAL CIVILIAN PRIORITY PLACEMENTS#		0	0	0	0	0	0	0
TOTAL CIVILIAN NEW HIRES		0	0	0	0	0	0	0

\* Early Retirements, Regular Retirements, Civilian Turnover, and Civilians Not Willing to Move are not applicable for moves under fifty miles.

# Not all Priority Placements involve a Permanent Change of Station. The rate of PPP placements involving a PCS is 50.70%

COBRA PERSONNEL IMPACT REPORT (COBRA v6.10) - Page 9/9  
 Data As Of 04/22/2005 11:16:14, Report Created 05/20/2005 11:38:17 AM

Department : Army  
 Scenario File : J:\RECOMMENDATION DEVELOPMENT\REVIEW FINAL\Completed\Sent to OSD\USA-0242v2 RC Transformation in New York\USA-0242v2 RC Transformation in New York-Criterion 5-COBRA\Criterion 5-COBRA Farmingdale, NY\AFRC Farmingdale, NY.CBR  
 Option Pkg Name: AFRC Farmingdale, Suffolk County, NY  
 Std Fctrs File : D:\COBRA 6.10\Army COBRA 6.10\BRAC2005.SFF

Base: New Joint AFRC, NY	Rate	2006	2007	2008	2009	2010	2011	Total
	----	----	----	----	----	----	----	-----
CIVILIAN POSITIONS REALIGNING OUT		0	0	0	0	0	0	0
Early Retirement*	8.10%	0	0	0	0	0	0	0
Regular Retirement*	1.67%	0	0	0	0	0	0	0
Civilian Turnover*	9.16%	0	0	0	0	0	0	0
Civs Not Moving (RIFs)*	6.00%	0	0	0	0	0	0	0
Civilians Moving (the remainder)		0	0	0	0	0	0	0
Civilian Positions Available		0	0	0	0	0	0	0
CIVILIAN POSITIONS ELIMINATED		0	0	0	0	0	0	0
Early Retirement	8.10%	0	0	0	0	0	0	0
Regular Retirement	1.67%	0	0	0	0	0	0	0
Civilian Turnover	9.16%	0	0	0	0	0	0	0
Civs Not Moving (RIFs)*	6.00%	0	0	0	0	0	0	0
Priority Placement#	39.97%	0	0	0	0	0	0	0
Civilians Available to Move		0	0	0	0	0	0	0
Civilians Moving		0	0	0	0	0	0	0
Civilian RIFs (the remainder)		0	0	0	0	0	0	0
CIVILIAN POSITIONS REALIGNING IN		0	0	0	0	0	0	0
Civilians Moving		0	0	0	0	0	0	0
New Civilians Hired		0	0	0	0	0	0	0
Other Civilian Additions		0	0	0	0	0	0	0
TOTAL CIVILIAN EARLY RETIRMENTS		0	0	0	0	0	0	0
TOTAL CIVILIAN RIFS		0	0	0	0	0	0	0
TOTAL CIVILIAN PRIORITY PLACEMENTS#		0	0	0	0	0	0	0
TOTAL CIVILIAN NEW HIRES		0	0	0	0	0	0	0

\* Early Retirements, Regular Retirements, Civilian Turnover, and Civilians Not Willing to Move are not applicable for moves under fifty miles.

# Not all Priority Placements involve a Permanent Change of Station. The rate of PPP placements involving a PCS is 50.70%

COBRA TOTAL PERSONNEL SUMMARY REPORT (COBRA v6.10)

Data As Of 04/22/2005 11:16:14, Report Created 05/20/2005 11:38:16 AM

Department : Army  
 Scenario File : J:\RECOMMENDATION DEVELOPMENT\REVIEW FINAL\Completed\Sent to OSD\USA-0242v2 RC Transformation in New York\USA-0242v2 RC Transformation in New York-Criterion 5-COBRA\Criterion 5-COBRA Farmingdale, NY\AFRC Farmingdale, NY.CBR  
 Option Pkg Name: AFRC Farmingdale, Suffolk County, NY  
 Std Fctrs File : D:\COBRA 6.10\Army COBRA 6.10\BRAC2005.SFF

TOTAL SCENARIO POPULATION (FY 2005, Prior to BRAC Action):

Officers	Enlisted	Students	Civilians
1	23	0	4

TOTAL PERSONNEL REALIGNMENTS, ENTIRE SCENARIO):

	2006	2007	2008	2009	2010	2011	Total
Officers	0	0	0	0	0	0	0
Enlisted	0	0	0	0	0	0	0
Students	0	0	0	0	0	0	0
Civilians	0	0	0	0	0	0	0
TOTAL	0	0	0	0	0	0	0

TOTAL SCENARIO POSITION CHANGES, ENTIRE SCENARIO:

	2006	2007	2008	2009	2010	2011	Total
Officers	0	-1	0	0	0	0	-1
Enlisted	0	-23	0	0	0	0	-23
Civilians	0	-4	0	0	0	0	-4
TOTAL	0	-28	0	0	0	0	-28

TOTAL SCENARIO POPULATION (After BRAC Action):

Officers	Enlisted	Students	Civilians
0	0	0	0

Department : Army  
Scenario File : J:\RECOMMENDATION DEVELOPMENT\REVIEW FINAL\Completed\Sent to OSD\USA-0242v2 RC Transformation in New York\USA-0242v2 RC Transformation in New York-Criterion 5-COBRA\Criterion 5-COBRA Farmingdale, NY\AFRC Farmingdale, NY.CBR  
Option Pkg Name: AFRC Farmingdale, Suffolk County, NY  
Std Fctrs File : D:\COBRA 6.10\Army COBRA 6.10\BRAC2005.SFF

PERSONNEL SUMMARY FOR: Bayshore NG, NY

BASE POPULATION (FY 2005, Prior to BRAC Action) FOR: Bayshore NG, NY

Officers	Enlisted	Students	Civilians
----- 0	----- 0	----- 0	----- 0

BASE POPULATION (After BRAC Action) FOR: Bayshore NG, NY

Officers	Enlisted	Students	Civilians
----- 0	----- 0	----- 0	----- 0

PERSONNEL SUMMARY FOR: Freeport NG, NY

BASE POPULATION (FY 2005, Prior to BRAC Action) FOR: Freeport NG, NY

Officers	Enlisted	Students	Civilians
----- 0	----- 0	----- 0	----- 0

BASE POPULATION (After BRAC Action) FOR: Freeport NG, NY

Officers	Enlisted	Students	Civilians
----- 0	----- 0	----- 0	----- 0

PERSONNEL SUMMARY FOR: Huntington Station, NY

BASE POPULATION (FY 2005, Prior to BRAC Action) FOR: Huntington Station, NY

Officers	Enlisted	Students	Civilians
----- 0	----- 0	----- 0	----- 0

BASE POPULATION (After BRAC Action) FOR: Huntington Station, NY

Officers	Enlisted	Students	Civilians
----- 0	----- 0	----- 0	----- 0

PERSONNEL SUMMARY FOR: Patchogue NG, NY

BASE POPULATION (FY 2005, Prior to BRAC Action) FOR: Patchogue NG, NY

Officers	Enlisted	Students	Civilians
----- 0	----- 0	----- 0	----- 0

BASE POPULATION (After BRAC Action) FOR: Patchogue NG, NY

Officers	Enlisted	Students	Civilians
----- 0	----- 0	----- 0	----- 0

PERSONNEL SUMMARY FOR: Riverhead NG, NY

BASE POPULATION (FY 2005, Prior to BRAC Action) FOR: Riverhead NG, NY

Officers	Enlisted	Students	Civilians
----- 0	----- 0	----- 0	----- 0

BASE POPULATION (After BRAC Action) FOR: Riverhead NG, NY

Officers	Enlisted	Students	Civilians
----- 0	----- 0	----- 0	----- 0

COBRA PERSONNEL SUMMARY REPORT (COBRA v6.10) - Page 3  
 Data As Of 04/22/2005 11:16:14, Report Created 05/20/2005 11:38:16 AM

Department : Army  
 Scenario File : J:\RECOMMENDATION DEVELOPMENT\REVIEW FINAL\Completed\Sent to OSD\USA-0242v2 RC Transformation in New York\USA-0242v2 RC Transformation in New York-Criterion 5-COBRA\Criterion 5-COBRA Farmingdale, NY\AFRC Farmingdale, NY.CBR  
 Option Pkg Name: AFRC Farmingdale, Suffolk County, NY  
 Std Fctrs File : D:\COBRA 6.10\Army COBRA 6.10\BRAC2005.SFF

PERSONNEL SUMMARY FOR: Amityville USAR, NY

BASE POPULATION (FY 2005, Prior to BRAC Action) FOR: Amityville USAR, NY

Officers	Enlisted	Students	Civilians
1	23	0	4

SCENARIO POSITION CHANGES FOR: Amityville USAR, NY

	2006	2007	2008	2009	2010	2011	Total
Officers	0	-1	0	0	0	0	-1
Enlisted	0	-23	0	0	0	0	-23
Civilians	0	-4	0	0	0	0	-4
TOTAL	0	-28	0	0	0	0	-28

BASE POPULATION (After BRAC Action) FOR: Amityville USAR, NY

Officers	Enlisted	Students	Civilians
0	0	0	0

PERSONNEL SUMMARY FOR: Uniodale USAR, NY

BASE POPULATION (FY 2005, Prior to BRAC Action) FOR: Uniodale USAR, NY

Officers	Enlisted	Students	Civilians
0	0	0	0

BASE POPULATION (After BRAC Action) FOR: Uniodale USAR, NY

Officers	Enlisted	Students	Civilians
0	0	0	0

PERSONNEL SUMMARY FOR: New Joint AFRC, NY

BASE POPULATION (FY 2005, Prior to BRAC Action) FOR: New Joint AFRC, NY

Officers	Enlisted	Students	Civilians
0	0	0	0

BASE POPULATION (After BRAC Action) FOR: New Joint AFRC, NY

Officers	Enlisted	Students	Civilians
0	0	0	0





SCENARIO ERROR REPORT (COBRA v6.10)

Data As Of 04/22/2005 11:16:33, Report Created 05/20/2005 11:44:27 AM

Department : Army  
Scenario File : J:\RECOMMENDATION DEVELOPMENT\REVIEW FINAL\Completed\Sent to OSD\USA-0242v2 RC Transformation in New York\USA-0242v2 RC Transformation in New York-Criterion 5-COBRA\Criterion 5-COBRA Niagara Fall, NY\AFRC Niagara Falls, NY.CBR  
Option Pkg Name: AFRC Niagara Falls, NY  
Std Fctrs File : D:\COBRA 6.10\Army COBRA 6.10\BRAC2005.SFF

SCENARIO DATA:

ARNG Niagara Falls's Milcon time-phasing adds up to 0%.  
AFRC Niagara Falls's Shutdown time-phasing adds up to 0%.

OVERHEAD/SUSTAINMENT:

AFRC Niagara Falls had a Sustainment budget of \$0K with 0 SF of facilities.

Department : Army  
 Scenario File : J:\RECOMMENDATION DEVELOPMENT\REVIEW FINAL\Completed\Sent to OSD\USA-0242v2 RC Transformation in New York\USA-0242v2 RC Transformation in New York-Criterion 5-COBRA\Criterion 5-COBRA Niagara Fall, NY\AFRC Niagara Falls, NY.CBR  
 Option Pkg Name: AFRC Niagara Falls, NY  
 Std Fctrs File : D:\COBRA 6.10\Army COBRA 6.10\BRAC2005.SFF

Starting Year : 2006  
 Final Year : 2008  
 Payback Year : Never

NPV in 2025(\$K): 28,472  
 1-Time Cost(\$K): 23,600

Net Costs in 2005 Constant Dollars (\$K)								
	2006	2007	2008	2009	2010	2011	Total	Beyond
	----	----	----	----	----	----	----	-----
MilCon	1,654	18,383	0	0	0	0	20,037	0
Person	0	-37	-82	-82	-82	-82	-367	-82
Overhd	-87	522	519	510	510	510	2,484	476
Moving	0	0	0	0	0	0	0	0
Missio	0	0	0	0	0	0	0	0
Other	5	3,545	0	0	0	0	3,550	0
<b>TOTAL</b>	<b>1,572</b>	<b>22,413</b>	<b>436</b>	<b>428</b>	<b>428</b>	<b>428</b>	<b>25,704</b>	<b>394</b>

	2006	2007	2008	2009	2010	2011	Total
	----	----	----	----	----	----	-----
POSITIONS ELIMINATED							
Off	0	0	0	0	0	0	0
Enl	0	1	0	0	0	0	1
Civ	0	0	0	0	0	0	0
TOT	0	1	0	0	0	0	1

POSITIONS REALIGNED							
Off	0	0	0	0	0	0	0
Enl	0	0	0	0	0	0	0
Stu	0	0	0	0	0	0	0
Civ	0	0	0	0	0	0	0
TOT	0	0	0	0	0	0	0

Summary:

-----  
 PIMS #67 USA #0194

Close the United States Army Reserve Center and Army Maintenance Support Activity, Niagara Falls, New York and construct on the existing site in Niagara Falls, New York. The New AFRC shall have the capability to accommodate the NY National Guard units from the Niagara Falls Readiness Center, if the state of New York decides to relocate those National Guard units.

Department : Army  
 Scenario File : J:\RECOMMENDATION DEVELOPMENT\REVIEW FINAL\Completed\Sent to OSD\USA-0242v2 RC Transformation in New York\USA-0242v2 RC Transformation in New York-Criterion 5-COBRA\Criterion 5-COBRA Niagara Fall, NY\AFRC Niagara Falls, NY.CBR  
 Option Pkg Name: AFRC Niagara Falls, NY  
 Std Fctrs File : D:\COBRA 6.10\Army COBRA 6.10\BRAC2005.SFF

Costs in 2005 Constant Dollars (\$K)								
	2006	2007	2008	2009	2010	2011	Total	Beyond
	----	----	----	----	----	----	----	-----
MilCon	1,654	18,383	0	0	0	0	20,037	0
Person	0	4	0	0	0	0	4	0
Overhd	0	609	796	787	787	787	3,767	787
Moving	0	0	0	0	0	0	0	0
Missio	0	0	0	0	0	0	0	0
Other	5	3,545	0	0	0	0	3,550	0
<b>TOTAL</b>	<b>1,659</b>	<b>22,541</b>	<b>796</b>	<b>787</b>	<b>787</b>	<b>787</b>	<b>27,358</b>	<b>787</b>

Savings in 2005 Constant Dollars (\$K)								
	2006	2007	2008	2009	2010	2011	Total	Beyond
	----	----	----	----	----	----	----	-----
MilCon	0	0	0	0	0	0	0	0
Person	0	41	82	82	82	82	371	82
Overhd	87	87	277	277	277	277	1,283	311
Moving	0	0	0	0	0	0	0	0
Missio	0	0	0	0	0	0	0	0
Other	0	0	0	0	0	0	0	0
<b>TOTAL</b>	<b>87</b>	<b>128</b>	<b>359</b>	<b>359</b>	<b>359</b>	<b>359</b>	<b>1,654</b>	<b>393</b>

COBRA PERSONNEL/SF/SUSTAINMENT/RECAP/BOS DELTAS REPORT (COBRA v6.10)  
 Data As Of 04/22/2005 11:16:33, Report Created 05/20/2005 11:44:27 AM

Department : Army  
 Scenario File : J:\RECOMMENDATION DEVELOPMENT\REVIEW FINAL\Completed\Sent to OSD\USA-0242v2 RC Transformation  
 in New York\USA-0242v2 RC Transformation in New York-Criterion 5-COBRA\Criterion 5-COBRA Niagara Fall, NY\AFRC  
 Niagara Falls, NY.CBR  
 Option Pkg Name: AFRC Niagara Falls, NY  
 Std Fctrs File : D:\COBRA 6.10\Army COBRA 6.10\BRAC2005.SFF

Base	Personnel			
	Start*	Finish*	Change	%Change
ARNG Niagara Falls	1	0	-1	-100%
AFRC Niagara Falls	0	0	0	0%
TOTAL	1	0	-1	-100%

Base	Square Footage				
	Start	Finish	Change	%Change	Chg/Per
ARNG Niagara Falls	47,890	0	-47,890	-100%	47,890
AFRC Niagara Falls	0	106,581	106,581	0%	0
TOTAL	47,890	106,581	58,691	123%	-58,691

Base	Base Operations Support (2005\$)				
	Start*	Finish*	Change	%Change	Chg/Per
ARNG Niagara Falls	0	0	0	0%	0
AFRC Niagara Falls	0	0	0	0%	0
TOTAL	0	0	0	0%	0

Base	Sustainment (2005\$)				
	Start	Finish	Change	%Change	Chg/Per
ARNG Niagara Falls	223,400	0	-223,400	-100%	223,400
AFRC Niagara Falls	10	430,998	430,988	4309880%	0
TOTAL	223,410	430,998	207,588	93%	-207,588

Base	Recapitalization (2005\$)				
	Start	Finish	Change	%Change	Chg/Per
ARNG Niagara Falls	87,292	0	-87,292	-100%	87,292
AFRC Niagara Falls	0	178,475	178,475	0%	0
TOTAL	87,292	178,475	91,183	104%	-91,183

Base	Sustain + Recap + BOS (2005\$)				
	Start	Finish	Change	%Change	Chg/Per
ARNG Niagara Falls	310,692	0	-310,692	-100%	310,692
AFRC Niagara Falls	10	609,473	609,463	6094631%	0
TOTAL	310,702	609,473	298,771	96%	-298,771

Base	Plant Replacement Value (2005\$)				
	Start	Finish	Change	%Change	Chg/Per
ARNG Niagara Falls	8,991,100	0	-8,991,100	-100%	8,991,100
AFRC Niagara Falls	0	18,382,938	18,382,938	0%	0
TOTAL	8,991,100	18,382,938	9,391,838	104%	-9,391,838

COBRA PERSONNEL/SF/SUSTAINMENT/RECAP/BOS DELTAS REPORT (COBRA v6.10) - Page 2  
Data As Of 04/22/2005 11:16:33, Report Created 05/20/2005 11:44:28 AM

Department : Army  
Scenario File : J:\RECOMMENDATION DEVELOPMENT\REVIEW FINAL\Completed\Sent to OSD\USA-0242v2 RC Transformation  
in New York\USA-0242v2 RC Transformation in New York-Criterion 5-COBRA\Criterion 5-COBRA Niagara Fall, NY\AFRC  
Niagara Falls, NY.CBR  
Option Pkg Name: AFRC Niagara Falls, NY  
Std Fctrs File : D:\COBRA 6.10\Army COBRA 6.10\BRAC2005.SFF

\* "Start" and "Finish" values for Personnel and BOS both include the Programmed  
Installation Population (non-BRAC) Changes, so that only changes attributable  
to the BRAC action are reflected in the "Change" columns of this report.

Department : Army  
 Scenario File : J:\RECOMMENDATION DEVELOPMENT\REVIEW FINAL\Completed\Sent to OSD\USA-0242v2 RC Transformation  
 in New York\USA-0242v2 RC Transformation in New York-Criterion 5-COBRA\Criterion 5-COBRA Niagara Fall, NY\AFRC  
 Niagara Falls, NY.CBR  
 Option Pkg Name: AFRC Niagara Falls, NY  
 Std Fctrs File : D:\COBRA 6.10\Army COBRA 6.10\BRAC2005.SFF

ONE-TIME COSTS ----(\$K)----	2006 ----	2007 ----	2008 ----	2009 ----	2010 ----	2011 ----	Total -----
CONSTRUCTION							
MILCON	1,654	18,383	0	0	0	0	20,037
O&M							
CIV SALARY							
Civ RIF	0	0	0	0	0	0	0
Civ Retire	0	0	0	0	0	0	0
CIV MOVING							
Per Diem	0	0	0	0	0	0	0
POV Miles	0	0	0	0	0	0	0
Home Purch	0	0	0	0	0	0	0
HHG	0	0	0	0	0	0	0
Misc	0	0	0	0	0	0	0
House Hunt	0	0	0	0	0	0	0
PPP	0	0	0	0	0	0	0
RITA	0	0	0	0	0	0	0
FREIGHT							
Packing	0	0	0	0	0	0	0
Freight	0	0	0	0	0	0	0
Vehicles	0	0	0	0	0	0	0
Unemployment	0	0	0	0	0	0	0
OTHER							
Info Tech	0	0	0	0	0	0	0
Prog Manage	0	0	0	0	0	0	0
Supt Contrac	0	0	0	0	0	0	0
Mothball	0	0	9	0	0	0	9
1-Time Move	0	0	0	0	0	0	0
MIL PERSONNEL							
MIL MOVING							
Per Diem	0	0	0	0	0	0	0
POV Miles	0	0	0	0	0	0	0
HHG	0	0	0	0	0	0	0
Misc	0	0	0	0	0	0	0
OTHER							
Elim PCS	0	4	0	0	0	0	4
OTHER							
HAP / RSE	0	0	0	0	0	0	0
Environmental	5	0	0	0	0	0	5
Misn Contract	0	0	0	0	0	0	0
1-Time Other	0	3,545	0	0	0	0	3,545
TOTAL ONE-TIME	1,659	21,932	9	0	0	0	23,600

Department : Army  
 Scenario File : J:\RECOMMENDATION DEVELOPMENT\REVIEW FINAL\Completed\Sent to OSD\USA-0242v2 RC Transformation  
 in New York\USA-0242v2 RC Transformation in New York-Criterion 5-COBRA\Criterion 5-COBRA Niagara Fall, NY\AFRC  
 Niagara Falls, NY.CBR  
 Option Pkg Name: AFRC Niagara Falls, NY  
 Std Fctrs File : D:\COBRA 6.10\Army COBRA 6.10\BRAC2005.SFF

RECURRINGCOSTS	2006	2007	2008	2009	2010	2011	Total	Beyond
-----(\$K)-----	----	----	----	----	----	----	-----	-----
O&M								
Sustainment	0	431	431	431	431	431	2,155	431
Recap	0	178	178	178	178	178	892	178
BOS	0	0	0	0	0	0	0	0
Civ Salary	0	0	0	0	0	0	0	0
TRICARE	0	0	0	0	0	0	0	0
MIL PERSONNEL								
Off Salary	0	0	0	0	0	0	0	0
Enl Salary	0	0	0	0	0	0	0	0
House Allow	0	0	0	0	0	0	0	0
OTHER								
Mission Activ	0	0	0	0	0	0	0	0
Misc Recur	0	0	178	178	178	178	711	178
TOTAL RECUR	0	609	787	787	787	787	3,758	787
<b>TOTAL COST</b>	<b>1,659</b>	<b>22,541</b>	<b>796</b>	<b>787</b>	<b>787</b>	<b>787</b>	<b>27,358</b>	<b>787</b>
ONE-TIME SAVES	2006	2007	2008	2009	2010	2011	Total	
-----(\$K)-----	----	----	----	----	----	----	-----	
CONSTRUCTION								
MILCON	0	0	0	0	0	0	0	
O&M								
1-Time Move	0	0	0	0	0	0	0	
MIL PERSONNEL								
Mil Moving	0	0	0	0	0	0	0	
OTHER								
Environmental	0	0	0	0	0	0	0	
1-Time Other	0	0	0	0	0	0	0	
TOTAL ONE-TIME	0	0	0	0	0	0	0	
RECURRINGSAVES	2006	2007	2008	2009	2010	2011	Total	Beyond
-----(\$K)-----	----	----	----	----	----	----	-----	-----
FAM HOUSE OPS	0	0	0	0	0	0	0	0
O&M								
Sustainment	0	0	190	190	190	190	759	223
Recap	87	87	87	87	87	87	524	87
BOS	0	0	0	0	0	0	0	0
Civ Salary	0	0	0	0	0	0	0	0
MIL PERSONNEL								
Off Salary	0	0	0	0	0	0	0	0
Enl Salary	0	41	82	82	82	82	371	82
House Allow	0	0	0	0	0	0	0	0
OTHER								
Procurement	0	0	0	0	0	0	0	0
Mission Activ	0	0	0	0	0	0	0	0
Misc Recur	0	0	0	0	0	0	0	0
TOTAL RECUR	87	128	359	359	359	359	1,654	393
<b>TOTAL SAVINGS</b>	<b>87</b>	<b>128</b>	<b>359</b>	<b>359</b>	<b>359</b>	<b>359</b>	<b>1,654</b>	<b>393</b>



Department : Army  
 Scenario File : J:\RECOMMENDATION DEVELOPMENT\REVIEW FINAL\Completed\Sent to OSD\USA-0242v2 RC Transformation  
 in New York\USA-0242v2 RC Transformation in New York-Criterion 5-COBRA\Criterion 5-COBRA Niagara Fall, NY\AFRC  
 Niagara Falls, NY.CBR  
 Option Pkg Name: AFRC Niagara Falls, NY  
 Std Fctrs File : D:\COBRA 6.10\Army COBRA 6.10\BRAC2005.SFF

ONE-TIME NET	2006	2007	2008	2009	2010	2011	Total	
-----(\$K)-----	----	----	----	----	----	----	-----	
CONSTRUCTION								
MILCON	1,654	18,383	0	0	0	0	20,037	
O&M								
Civ Retir/RIF	0	0	0	0	0	0	0	
Civ Moving	0	0	0	0	0	0	0	
Info Tech	0	0	0	0	0	0	0	
Other	0	0	9	0	0	0	9	
MIL PERSONNEL								
Mil Moving	0	4	0	0	0	0	4	
OTHER								
HAP / RSE	0	0	0	0	0	0	0	
Environmental	5	0	0	0	0	0	5	
Misn Contract	0	0	0	0	0	0	0	
1-Time Other	0	3,545	0	0	0	0	3,545	
TOTAL ONE-TIME	1,659	21,932	9	0	0	0	23,595	
RECURRING NET	2006	2007	2008	2009	2010	2011	Total	Beyond
-----(\$K)-----	----	----	----	----	----	----	-----	-----
FAM HOUSE OPS	0	0	0	0	0	0	0	0
O&M								
Sustainment	0	431	241	241	241	241	1,395	207
Recap	-87	91	91	91	91	91	369	91
BOS	0	0	0	0	0	0	0	0
Civ Salary	0	0	0	0	0	0	0	0
TRICARE	0	0	0	0	0	0	0	0
MIL PERSONNEL								
Mil Salary	0	-41	-82	-82	-82	-82	-371	-82
House Allow	0	0	0	0	0	0	0	0
OTHER								
Procurement	0	0	0	0	0	0	0	0
Mission Activ	0	0	0	0	0	0	0	0
Misc Recur	0	0	178	178	178	178	711	178
TOTAL RECUR	-87	481	428	428	428	428	2,104	394
TOTAL NET COST	1,572	22,413	436	428	428	428	25,704	394

Department : Army  
 Scenario File : J:\RECOMMENDATION DEVELOPMENT\REVIEW FINAL\Completed\Sent to OSD\USA-0242v2 RC Transformation  
 in New York\USA-0242v2 RC Transformation in New York-Criterion 5-COBRA\Criterion 5-COBRA Niagara Fall, NY\AFRC  
 Niagara Falls, NY.CBR  
 Option Pkg Name: AFRC Niagara Falls, NY  
 Std Fctrs File : D:\COBRA 6.10\Army COBRA 6.10\BRAC2005.SFF

Base: ARNG Niagara Falls, NY	2006	2007	2008	2009	2010	2011	Total
ONE-TIME COSTS	2006	2007	2008	2009	2010	2011	Total
-----(\$K)-----	----	----	----	----	----	----	-----
CONSTRUCTION							
MILCON	0	0	0	0	0	0	0
O&M							
CIV SALARY							
Civ RIFs	0	0	0	0	0	0	0
Civ Retire	0	0	0	0	0	0	0
CIV MOVING							
Per Diem	0	0	0	0	0	0	0
POV Miles	0	0	0	0	0	0	0
Home Purch	0	0	0	0	0	0	0
HHG	0	0	0	0	0	0	0
Misc	0	0	0	0	0	0	0
House Hunt	0	0	0	0	0	0	0
PPP	0	0	0	0	0	0	0
RITA	0	0	0	0	0	0	0
FREIGHT							
Packing	0	0	0	0	0	0	0
Freight	0	0	0	0	0	0	0
Vehicles	0	0	0	0	0	0	0
Unemployment	0	0	0	0	0	0	0
OTHER							
Info Tech	0	0	0	0	0	0	0
Prog Manage	0	0	0	0	0	0	0
Supt Contract	0	0	0	0	0	0	0
Mothball	0	0	9	0	0	0	9
1-Time Move	0	0	0	0	0	0	0
MIL PERSONNEL							
MIL MOVING							
Per Diem	0	0	0	0	0	0	0
POV Miles	0	0	0	0	0	0	0
HHG	0	0	0	0	0	0	0
Misc	0	0	0	0	0	0	0
OTHER							
Elim PCS	0	4	0	0	0	0	4
OTHER							
HAP / RSE	0	0	0	0	0	0	0
Environmental	0	0	0	0	0	0	0
Misn Contract	0	0	0	0	0	0	0
1-Time Other	0	0	0	0	0	0	0
TOTAL ONE-TIME	0	4	9	0	0	0	13

Department : Army  
 Scenario File : J:\RECOMMENDATION DEVELOPMENT\REVIEW FINAL\Completed\Sent to OSD\USA-0242v2 RC Transformation in New York\USA-0242v2 RC Transformation in New York-Criterion 5-COBRA\Criterion 5-COBRA Niagara Fall, NY\AFRC Niagara Falls, NY.CBR  
 Option Pkg Name: AFRC Niagara Falls, NY  
 Std Fctrs File : D:\COBRA 6.10\Army COBRA 6.10\BRAC2005.SFF

Base: ARNG Niagara Falls, NY								
RECURRINGCOSTS	2006	2007	2008	2009	2010	2011	Total	Beyond
-----(\$K)-----	----	----	----	----	----	----	-----	-----
O&M								
Sustainment	0	0	0	0	0	0	0	0
Recap	0	0	0	0	0	0	0	0
BOS	0	0	0	0	0	0	0	0
Civ Salary	0	0	0	0	0	0	0	0
TRICARE	0	0	0	0	0	0	0	0
MIL PERSONNEL								
Off Salary	0	0	0	0	0	0	0	0
Enl Salary	0	0	0	0	0	0	0	0
House Allow	0	0	0	0	0	0	0	0
OTHER								
Mission Activ	0	0	0	0	0	0	0	0
Misc Recur	0	0	0	0	0	0	0	0
TOTAL RECUR	0	0	0	0	0	0	0	0
TOTAL COSTS	0	4	9	0	0	0	13	0
ONE-TIME SAVES								
-----(\$K)-----	---- <th>2007</th> <th>2008</th> <th>2009</th> <th>2010</th> <th>2011</th> <th>Total</th> <th>Beyond</th>	2007	2008	2009	2010	2011	Total	Beyond
CONSTRUCTION								
MILCON	0	0	0	0	0	0	0	0
O&M								
1-Time Move	0	0	0	0	0	0	0	0
MIL PERSONNEL								
Mil Moving	0	0	0	0	0	0	0	0
OTHER								
Environmental	0	0	0	0	0	0	0	0
1-Time Other	0	0	0	0	0	0	0	0
TOTAL ONE-TIME	0	0	0	0	0	0	0	0
RECURRINGSAVES								
-----(\$K)-----	2006	2007	2008	2009	2010	2011	Total	Beyond
FAM HOUSE OPS								
FAM HOUSE OPS	0	0	0	0	0	0	0	0
O&M								
Sustainment	0	0	190	190	190	190	759	223
Recap	87	87	87	87	87	87	524	87
BOS	0	0	0	0	0	0	0	0
Civ Salary	0	0	0	0	0	0	0	0
MIL PERSONNEL								
Off Salary	0	0	0	0	0	0	0	0
Enl Salary	0	41	82	82	82	82	371	82
House Allow	0	0	0	0	0	0	0	0
OTHER								
Procurement	0	0	0	0	0	0	0	0
Mission Activ	0	0	0	0	0	0	0	0
Misc Recur	0	0	0	0	0	0	0	0
TOTAL RECUR	87	128	359	359	359	359	1,654	393
TOTAL SAVINGS	87	128	359	359	359	359	1,654	393

Department : Army  
 Scenario File : J:\RECOMMENDATION DEVELOPMENT\REVIEW FINAL\Completed\Sent to OSD\USA-0242v2 RC Transformation in New York\USA-0242v2 RC Transformation in New York-Criterion 5-COBRA\Criterion 5-COBRA Niagara Fall, NY\AFRC Niagara Falls, NY.CBR  
 Option Pkg Name: AFRC Niagara Falls, NY  
 Std Fctrs File : D:\COBRA 6.10\Army COBRA 6.10\BRAC2005.SFF

Base: ARNG Niagara Falls, NY								
ONE-TIME NET	2006	2007	2008	2009	2010	2011	Total	
-----(\$K)-----	----	----	----	----	----	----	-----	-----
<b>CONSTRUCTION</b>								
MILCON	0	0	0	0	0	0	0	
<b>O&amp;M</b>								
Civ Retir/RIF	0	0	0	0	0	0	0	
Civ Moving	0	0	0	0	0	0	0	
Info Tech	0	0	0	0	0	0	0	
Other	0	0	9	0	0	0	9	
<b>MIL PERSONNEL</b>								
Mil Moving	0	4	0	0	0	0	4	
<b>OTHER</b>								
HAP / RSE	0	0	0	0	0	0	0	
Environmental	0	0	0	0	0	0	0	
Misn Contract	0	0	0	0	0	0	0	
1-Time Other	0	0	0	0	0	0	0	
<b>TOTAL ONE-TIME</b>	<b>0</b>	<b>4</b>	<b>9</b>	<b>0</b>	<b>0</b>	<b>0</b>	<b>13</b>	
<b>RECURRING NET</b>								
-----(\$K)-----	-----	-----	-----	-----	-----	-----	-----	-----
FAM HOUSE OPS	0	0	0	0	0	0	0	0
<b>O&amp;M</b>								
Sustainment	0	0	-190	-190	-190	-190	-759	-223
Recap	-87	-87	-87	-87	-87	-87	-524	-87
BOS	0	0	0	0	0	0	0	0
Civ Salary	0	0	0	0	0	0	0	0
TRICARE	0	0	0	0	0	0	0	0
<b>MIL PERSONNEL</b>								
Mil Salary	0	-41	-82	-82	-82	-82	-371	-82
House Allow	0	0	0	0	0	0	0	0
<b>OTHER</b>								
Procurement	0	0	0	0	0	0	0	0
Mission Activ	0	0	0	0	0	0	0	0
Misc Recur	0	0	0	0	0	0	0	0
<b>TOTAL RECUR</b>	<b>-87</b>	<b>-128</b>	<b>-359</b>	<b>-359</b>	<b>-359</b>	<b>-359</b>	<b>-1,654</b>	<b>-393</b>
<b>TOTAL NET COST</b>	<b>-87</b>	<b>-124</b>	<b>-351</b>	<b>-359</b>	<b>-359</b>	<b>-359</b>	<b>-1,641</b>	<b>-393</b>

Department : Army  
 Scenario File : J:\RECOMMENDATION DEVELOPMENT\REVIEW FINAL\Completed\Sent to OSD\USA-0242v2 RC Transformation  
 in New York\USA-0242v2 RC Transformation in New York-Criterion 5-COBRA\Criterion 5-COBRA Niagara Fall, NY\AFRC  
 Niagara Falls, NY.CBR  
 Option Pkg Name: AFRC Niagara Falls, NY  
 Std Fctrs File : D:\COBRA 6.10\Army COBRA 6.10\BRAC2005.SFF

Base: AFRC Niagara Falls, NY	2006	2007	2008	2009	2010	2011	Total
ONE-TIME COSTS	2006	2007	2008	2009	2010	2011	Total
-----(\$K)-----	----	----	----	----	----	----	-----
CONSTRUCTION							
MILCON	1,654	18,383	0	0	0	0	20,037
O&M							
CIV SALARY							
Civ RIFs	0	0	0	0	0	0	0
Civ Retire	0	0	0	0	0	0	0
CIV MOVING							
Per Diem	0	0	0	0	0	0	0
POV Miles	0	0	0	0	0	0	0
Home Purch	0	0	0	0	0	0	0
HHG	0	0	0	0	0	0	0
Misc	0	0	0	0	0	0	0
House Hunt	0	0	0	0	0	0	0
PPP	0	0	0	0	0	0	0
RITA	0	0	0	0	0	0	0
FREIGHT							
Packing	0	0	0	0	0	0	0
Freight	0	0	0	0	0	0	0
Vehicles	0	0	0	0	0	0	0
Unemployment	0	0	0	0	0	0	0
OTHER							
Info Tech	0	0	0	0	0	0	0
Prog Manage	0	0	0	0	0	0	0
Supt Contrac	0	0	0	0	0	0	0
Mothball	0	0	0	0	0	0	0
1-Time Move	0	0	0	0	0	0	0
MIL PERSONNEL							
MIL MOVING							
Per Diem	0	0	0	0	0	0	0
POV Miles	0	0	0	0	0	0	0
HHG	0	0	0	0	0	0	0
Misc	0	0	0	0	0	0	0
OTHER							
Elim PCS	0	0	0	0	0	0	0
OTHER							
HAP / RSE	0	0	0	0	0	0	0
Environmental	5	0	0	0	0	0	5
Misn Contract	0	0	0	0	0	0	0
1-Time Other	0	3,545	0	0	0	0	3,545
TOTAL ONE-TIME	1,659	21,928	0	0	0	0	23,587

Department : Army  
 Scenario File : J:\RECOMMENDATION DEVELOPMENT\REVIEW FINAL\Completed\Sent to OSD\USA-0242v2 RC Transformation in New York\USA-0242v2 RC Transformation in New York-Criterion 5-COBRA\Criterion 5-COBRA Niagara Fall, NY\AFRC Niagara Falls, NY.CBR  
 Option Pkg Name: AFRC Niagara Falls, NY  
 Std Fctrs File : D:\COBRA 6.10\Army COBRA 6.10\BRAC2005.SFF

Base: AFRC Niagara Falls, NY								
RECURRINGCOSTS	2006	2007	2008	2009	2010	2011	Total	Beyond
-----(\$K)-----	----	----	----	----	----	----	-----	-----
O&M								
Sustainment	0	431	431	431	431	431	2,155	431
Recap	0	178	178	178	178	178	892	178
BOS	0	0	0	0	0	0	0	0
Civ Salary	0	0	0	0	0	0	0	0
TRICARE	0	0	0	0	0	0	0	0
MIL PERSONNEL								
Off Salary	0	0	0	0	0	0	0	0
Enl Salary	0	0	0	0	0	0	0	0
House Allow	0	0	0	0	0	0	0	0
OTHER								
Mission Activ	0	0	0	0	0	0	0	0
Misc Recur	0	0	178	178	178	178	711	178
TOTAL RECUR	0	609	787	787	787	787	3,758	787
TOTAL COSTS	1,659	22,537	787	787	787	787	27,346	787
ONE-TIME SAVES								
-----(\$K)-----	----	----	----	----	----	----	-----	-----
CONSTRUCTION								
MILCON	0	0	0	0	0	0	0	0
O&M								
1-Time Move	0	0	0	0	0	0	0	0
MIL PERSONNEL								
Mil Moving	0	0	0	0	0	0	0	0
OTHER								
Environmental	0	0	0	0	0	0	0	0
1-Time Other	0	0	0	0	0	0	0	0
TOTAL ONE-TIME	0	0	0	0	0	0	0	0
RECURRINGSAVES								
-----(\$K)-----	----	----	----	----	----	----	-----	-----
FAM HOUSE OPS	0	0	0	0	0	0	0	0
O&M								
Sustainment	0	0	0	0	0	0	0	0
Recap	0	0	0	0	0	0	0	0
BOS	0	0	0	0	0	0	0	0
Civ Salary	0	0	0	0	0	0	0	0
MIL PERSONNEL								
Off Salary	0	0	0	0	0	0	0	0
Enl Salary	0	0	0	0	0	0	0	0
House Allow	0	0	0	0	0	0	0	0
OTHER								
Procurement	0	0	0	0	0	0	0	0
Mission Activ	0	0	0	0	0	0	0	0
Misc Recur	0	0	0	0	0	0	0	0
TOTAL RECUR	0	0	0	0	0	0	0	0
TOTAL SAVINGS	0	0	0	0	0	0	0	0

Department : Army  
 Scenario File : J:\RECOMMENDATION DEVELOPMENT\REVIEW FINAL\Completed\Sent to OSD\USA-0242v2 RC Transformation in New York\USA-0242v2 RC Transformation in New York-Criterion 5-COBRA\Criterion 5-COBRA Niagara Fall, NY\AFRC Niagara Falls, NY.CBR  
 Option Pkg Name: AFRC Niagara Falls, NY  
 Std Fctrs File : D:\COBRA 6.10\Army COBRA 6.10\BRAC2005.SFF

Base: AFRC Niagara Falls, NY								
ONE-TIME NET	2006	2007	2008	2009	2010	2011	Total	
-----(\$K)-----	----	----	----	----	----	----	-----	-----
<b>CONSTRUCTION</b>								
MILCON	1,654	18,383	0	0	0	0	20,037	
<b>O&amp;M</b>								
Civ Retir/RIF	0	0	0	0	0	0	0	
Civ Moving	0	0	0	0	0	0	0	
Info Tech	0	0	0	0	0	0	0	
Other	0	0	0	0	0	0	0	
<b>MIL PERSONNEL</b>								
Mil Moving	0	0	0	0	0	0	0	
<b>OTHER</b>								
HAP / RSE	0	0	0	0	0	0	0	
Environmental	5	0	0	0	0	0	5	
Misn Contract	0	0	0	0	0	0	0	
1-Time Other	0	3,545	0	0	0	0	3,545	
<b>TOTAL ONE-TIME</b>	<b>1,659</b>	<b>21,928</b>	<b>0</b>	<b>0</b>	<b>0</b>	<b>0</b>	<b>23,587</b>	
<b>RECURRING NET</b>								
-----(\$K)-----	-----	-----	-----	-----	-----	-----	-----	-----
FAM HOUSE OPS	0	0	0	0	0	0	0	0
<b>O&amp;M</b>								
Sustainment	0	431	431	431	431	431	2,155	431
Recap	0	178	178	178	178	178	892	178
BOS	0	0	0	0	0	0	0	0
Civ Salary	0	0	0	0	0	0	0	0
TRICARE	0	0	0	0	0	0	0	0
<b>MIL PERSONNEL</b>								
Mil Salary	0	0	0	0	0	0	0	0
House Allow	0	0	0	0	0	0	0	0
<b>OTHER</b>								
Procurement	0	0	0	0	0	0	0	0
Mission Activ	0	0	0	0	0	0	0	0
Misc Recur	0	0	178	178	178	178	711	178
<b>TOTAL RECUR</b>	<b>0</b>	<b>609</b>	<b>787</b>	<b>787</b>	<b>787</b>	<b>787</b>	<b>3,758</b>	<b>787</b>
<b>TOTAL NET COST</b>	<b>1,659</b>	<b>22,537</b>	<b>787</b>	<b>787</b>	<b>787</b>	<b>787</b>	<b>27,346</b>	<b>787</b>

COBRA ECONOMIC IMPACT REPORT (COBRA v6.10)

Data As Of 04/22/2005 11:16:33, Report Created 05/20/2005 11:44:27 AM

Department : Army  
 Scenario File : J:\RECOMMENDATION DEVELOPMENT\REVIEW FINAL\Completed\Sent to OSD\USA-0242v2 RC Transformation in New York\USA-0242v2 RC Transformation in New York-Criterion 5-COBRA\Criterion 5-COBRA Niagara Fall, NY\AFRC Niagara Falls, NY.CBR  
 Option Pkg Name: AFRC Niagara Falls, NY  
 Std Fctrs File : D:\COBRA 6.10\Army COBRA 6.10\BRAC2005.SFF

ARNG Niagara Falls, NY							
	2006	2007	2008	2009	2010	2011	Total
-----	----	----	----	----	----	----	----
Jobs Gained-Mil	0	0	0	0	0	0	0
Jobs Lost-Mil	0	1	0	0	0	0	1
NET CHANGE-Mil	0	-1	0	0	0	0	-1
Jobs Gained-Civ	0	0	0	0	0	0	0
Jobs Lost-Civ	0	0	0	0	0	0	0
NET CHANGE-Civ	0	0	0	0	0	0	0
Jobs Gained-Stu	0	0	0	0	0	0	0
Jobs Lost-Stu	0	0	0	0	0	0	0
NET CHANGE-Stu	0	0	0	0	0	0	0

AFRC Niagara Falls, NY							
	2006	2007	2008	2009	2010	2011	Total
-----	----	----	----	----	----	----	----
Jobs Gained-Mil	0	0	0	0	0	0	0
Jobs Lost-Mil	0	0	0	0	0	0	0
NET CHANGE-Mil	0	0	0	0	0	0	0
Jobs Gained-Civ	0	0	0	0	0	0	0
Jobs Lost-Civ	0	0	0	0	0	0	0
NET CHANGE-Civ	0	0	0	0	0	0	0
Jobs Gained-Stu	0	0	0	0	0	0	0
Jobs Lost-Stu	0	0	0	0	0	0	0
NET CHANGE-Stu	0	0	0	0	0	0	0



COBRA INPUT DATA REPORT (COBRA v6.10)

Data As Of 04/22/2005 11:16:33, Report Created 05/20/2005 11:44:26 AM

Department : Army  
 Scenario File : J:\RECOMMENDATION DEVELOPMENT\REVIEW FINAL\Completed\Sent to OSD\USA-0242v2 RC Transformation in New York\USA-0242v2 RC Transformation in New York-Criterion 5-COBRA\Criterion 5-COBRA Niagara Fall, NY\AFRC Niagara Falls, NY.CBR  
 Option Pkg Name: AFRC Niagara Falls, NY  
 Std Fctrs File : D:\COBRA 6.10\Army COBRA 6.10\BRAC2005.SFF

INPUT SCREEN ONE - GENERAL SCENARIO INFORMATION

Model Year One : FY 2006  
 Model does Time-Phasing of Construction/Shutdown: No

Base Name, ST (Code)	Strategy:
-----	-----
ARNG Niagara Falls, NY	Closes in FY 2008
AFRC Niagara Falls, NY	Realignment

INPUT SCREEN TWO - DISTANCE TABLE  
 (Only shows distances where personnel or equipment are moving)

Point A:	Point B:	Distance:
-----	-----	-----

INPUT SCREEN THREE - MOVEMENT TABLE

INPUT SCREEN FOUR - STATIC BASE INFORMATION

Name: ARNG Niagara Falls, NY

Total Officer Employees:	0	Base Service (for BOS/Sust):	Army
Total Enlisted Employees:	1	Total Sustainment(\$K/Year):	223
Total Student Employees:	0	Sustain Payroll (\$K/Year):	0
Total Civilian Employees:	0	BOS Non-Payroll (\$K/Year):	0
Accomp Mil not Receiving BAH:	0.0%	BOS Payroll (\$K/Year):	0
Officer Housing Units Avail:	0	Family Housing (\$K/Year):	0
Enlisted Housing Units Avail:	0	Installation PRV(\$K):	8,991
Starting Facilities(KSF):	48	Svc/Agcy Recap Rate (Years):	103
Officer BAH (\$/Month):	0	Homeowner Assistance Program:	No
Enlisted BAH (\$/Month):	0		
Civ Locality Pay Factor:	1.000	TRICARE	In-Pat Out-Pat
Area Cost Factor:	1.12		Admits Visits Prescrip
Per Diem Rate (\$/Day):	0	CostFactor	0.00 0.00 0.00
Freight Cost (\$/Ton/Mile):	0.00	Actv MTF	0 0 0
Vehicle Cost (\$/Lift/Mile):	0.00	Actv Purch	0 0 0
Latitude:	0.000000	Retiree	0 0 0
Longitude:	0.000000	Retiree65+	0 0 0

COBRA INPUT DATA REPORT (COBRA v6.10) - Page 2  
 Data As Of 04/22/2005 11:16:33, Report Created 05/20/2005 11:44:26 AM

Department : Army  
 Scenario File : J:\RECOMMENDATION DEVELOPMENT\REVIEW FINAL\Completed\Sent to OSD\USA-0242v2 RC Transformation in New York\USA-0242v2 RC Transformation in New York-Criterion 5-COBRA\Criterion 5-COBRA Niagara Fall, NY\AFRC Niagara Falls, NY.CBR  
 Option Pkg Name: AFRC Niagara Falls, NY  
 Std Fctrs File : D:\COBRA 6.10\Army COBRA 6.10\BRAC2005.SFF

INPUT SCREEN FOUR - STATIC BASE INFORMATION

Name: AFRC Niagara Falls, NY

Total Officer Employees:	0	Base Service (for BOS/Sust):	Army
Total Enlisted Employees:	0	Total Sustainment(\$K/Year):	0
Total Student Employees:	0	Sustain Payroll (\$K/Year):	0
Total Civilian Employees:	0	BOS Non-Payroll (\$K/Year):	0
Accomp Mil not Receiving BAH:	0.0%	BOS Payroll (\$K/Year):	0
Officer Housing Units Avail:	0	Family Housing (\$K/Year):	0
Enlisted Housing Units Avail:	0	Installation PRV(\$K):	0
Starting Facilities(KSF):	0	Svc/Agcy Recap Rate (Years):	103
Officer BAH (\$/Month):	0	Homeowner Assistance Program:	No
Enlisted BAH (\$/Month):	0		
Civ Locality Pay Factor:	1.000	TRICARE	In-Pat Out-Pat
Area Cost Factor:	1.12		Admits Visits Prescrip
Per Diem Rate (\$/Day):	0	CostFactor	0.00 0.00 0.00
Freight Cost (\$/Ton/Mile):	0.00	Actv MTF	0 0 0
Vehicle Cost (\$/Lift/Mile):	0.00	Actv Purch	0 0 0
Latitude:	0.000000	Retiree	0 0 0
Longitude:	0.000000	Retiree65+	0 0 0

INPUT SCREEN FIVE - DYNAMIC BASE INFORMATION

Name: ARNG Niagara Falls, NY

	2006	2007	2008	2009	2010	2011
	----	----	----	----	----	----
1-Time Unique Cost (\$K):	0	0	0	0	0	0
1-Time Unique Save (\$K):	0	0	0	0	0	0
1-Time Moving Cost (\$K):	0	0	0	0	0	0
1-Time Moving Save (\$K):	0	0	0	0	0	0
Env Non-MilCon Req(\$K):	0	0	0	0	0	0
Activ Mission Cost (\$K):	0	0	0	0	0	0
Activ Mission Save (\$K):	0	0	0	0	0	0
Misn Contract Start(\$K):	0	0	0	0	0	0
Misn Contract Term (\$K):	0	0	0	0	0	0
Supt Contract Term (\$K):	0	0	0	0	0	0
Misc Recurring Cost(\$K):	0	0	0	0	0	0
Misc Recurring Save(\$K):	0	0	0	0	0	0
One-Time IT Costs (\$K):	0	0	0	0	0	0
Construction Schedule(%):	0%	0%	0%	0%	0%	0%
Shutdown Schedule (%):	0%	0%	100%	0%	0%	0%
Misn Milcon Avoidnc(\$K):	0	0	0	0	0	0
Procurement Avoidnc(\$K):	0	0	0	0	0	0
MTF Closure Action:	None Fac ShDn(KSF):			48	FH ShDn:	0.000%

COBRA INPUT DATA REPORT (COBRA v6.10) - Page 3  
 Data As Of 04/22/2005 11:16:33, Report Created 05/20/2005 11:44:27 AM

Department : Army  
 Scenario File : J:\RECOMMENDATION DEVELOPMENT\REVIEW FINAL\Completed\Sent to OSD\USA-0242v2 RC Transformation in New York\USA-0242v2 RC Transformation in New York-Criterion 5-COBRA\Criterion 5-COBRA Niagara Fall, NY\AFRC Niagara Falls, NY.CBR  
 Option Pkg Name: AFRC Niagara Falls, NY  
 Std Fctrs File : D:\COBRA 6.10\Army COBRA 6.10\BRAC2005.SFF

INPUT SCREEN FIVE - DYNAMIC BASE INFORMATION

Name: AFRC Niagara Falls, NY	2006	2007	2008	2009	2010	2011
	----	----	----	----	----	----
1-Time Unique Cost (\$K):	0	3,545	0	0	0	0
1-Time Unique Save (\$K):	0	0	0	0	0	0
1-Time Moving Cost (\$K):	0	0	0	0	0	0
1-Time Moving Save (\$K):	0	0	0	0	0	0
Env Non-MilCon Reqd(\$K):	5	0	0	0	0	0
Activ Mission Cost (\$K):	0	0	0	0	0	0
Activ Mission Save (\$K):	0	0	0	0	0	0
Misn Contract Start(\$K):	0	0	0	0	0	0
Misn Contract Term (\$K):	0	0	0	0	0	0
Supt Contract Term (\$K):	0	0	0	0	0	0
Misc Recurring Cost(\$K):	0	0	178	178	178	178
Misc Recurring Save(\$K):	0	0	0	0	0	0
One-Time IT Costs (\$K):	0	0	0	0	0	0
Construction Schedule(%):	0%	100%	0%	0%	0%	0%
Shutdown Schedule (%):	0%	0%	0%	0%	0%	0%
Misn Milcon Avoidnc(\$K):	0	0	0	0	0	0
Procurement Avoidnc(\$K):	0	0	0	0	0	0
MTF Closure Action:	None Fac ShDn(KSF):			0	FH ShDn:	0.000%

INPUT SCREEN SIX - BASE PERSONNEL INFORMATION

Name: ARNG Niagara Falls, NY	2006	2007	2008	2009	2010	2011
	----	----	----	----	----	----
Off Scenario Change:	0	0	0	0	0	0
Enl Scenario Change:	0	-1	0	0	0	0
Civ Scenario Change:	0	0	0	0	0	0
Off Prog nonBRAC Change:	0	0	0	0	0	0
Enl Prog nonBRAC Change:	0	0	0	0	0	0
Civ Prog nonBRAC Change:	0	0	0	0	0	0
Stu Prog nonBRAC Change:	0	0	0	0	0	0
Prog FH Privatization:	0%	0%	0%	0%	0%	0%

INPUT SCREEN SEVEN - BASE MILITARY CONSTRUCTION INFORMATION

Name: AFRC Niagara Falls, NY	FAC	UM	New MilCon	Rehab MilCon	TotCost(\$K)	FPG Con CF	FPG Sust CF
	----	----	----	----	----	----	----
	1714	SF	106,581	0 Default	0	137.77	4.15

Department : Army  
 Scenario File : J:\RECOMMENDATION DEVELOPMENT\REVIEW FINAL\Completed\Sent to OSD\USA-0242v2 RC Transformation in New York\USA-0242v2 RC Transformation in New York-Criterion 5-COBRA\Criterion 5-COBRA Niagara Fall, NY\AFRC Niagara Falls, NY.CBR  
 Option Pkg Name: AFRC Niagara Falls, NY  
 Std Fctrs File : D:\COBRA 6.10\Army COBRA 6.10\BRAC2005.SFF

STANDARD FACTORS SCREEN ONE - PERSONNEL

SF File Descrip:

Perc Officers Accompanied:	72.00%	Priority Placement Program:	39.97%
Perc Enlisted Accompanied:	55.00%	PPP Actions Involving PCS:	50.70%
Officer Salary(\$/Year):	124,971.93	Civilian PCS Costs (\$):	35,496.00
Enlisted Salary(\$/Year):	82,399.09	Home Sale Reimburse Rate:	10.00%
Civilian Salary(\$/Year):	59,959.18	Max Home Sale Reimburs(\$):	50,000.00
Avg Unemploy Cost(\$/Week):	272.90	Home Purch Reimburse Rate:	5.00%
Unemployment Eligibility(Weeks):	16	Max Home Purch Reimburs(\$):	25,000.00
Civilians Not Willing To Move:	6.00%	Civilian Homeowning Rate:	68.40%
Civilian Turnover Rate:	9.16%	HAP Home Value Reimburse Rate:	13.46%
Civilian Early Retire Rate:	8.10%	HAP Homeowner Receiving Rate:	18.44%
Civilian Regular Retire Rate:	1.67%	RSE Home Value Reimburse Rate:	0.00%
Civilian RIF Pay Factor:	86.32%	RSE Homeowner Receiving Rate:	0.00%
Civ Early Retire Pay Factor:	18.03%		

STANDARD FACTORS SCREEN TWO - FACILITIES

	Army	Navy	Air Force	Marines
Service Sustainment Rate	87.00%	93.00%	92.00%	97.00%
Unit Cost Adjustment (BOS)	10332.00	8879.00	3032.00	3904.00
Program Management Factor:	10.00	MilCon Site Prep Cost (\$/SF):	0.74	
Mothball (Close) (\$/SF):	0.18	MilCon Contingency Plan Rate:	5.00%	
Mothball (Deac/Realn) (\$/SF):	0.45	MilCon Design Rate (Medical):	13.00%	
Rehab vs. MilCon (Default):	47.00%	MilCon Design Rate (Other):	9.00%	
Rehab vs. MilCon (Red):	64.00%	MilCon SIOH Rate:	6.00%	
Rehab vs. MilCon (Amber):	29.00%	Discount Rate for NPV/Payback:	2.80%	

STANDARD FACTORS SCREEN THREE - TRANSPORTATION

Material/Assigned Mil (Lb):	710	Storage-In-Transit (\$/Pers):	373.76
HHG Per Off Accomp (Lb):	15,290.00	POV Reimburse(\$/Mile):	0.20
HHG Per Enl Accomp (Lb):	9,204.00	Air Transport (\$/Pass Mile):	0.20
HHG Per Off Unaccomp (Lb):	13,712.00	IT Connect (\$/Person):	200.00
HHG Per Enl Unaccomp (Lb):	6,960.00	Misc Exp(\$/Direct Employee):	1,000.00
HHG Per Civilian (Lb):	18,000.00	Avg Mil Tour Length (Months):	30.02
Total HHG Cost (\$/100Lb):	8.78	One-Time Off PCS Cost(\$):	10,477.58
Equip Pack & Crate(\$/Ton):	180.67	One-Time Enl PCS Cost(\$):	3,998.52

Department : Army  
Scenario File : J:\RECOMMENDATION DEVELOPMENT\REVIEW FINAL\Completed\Sent to OSD\USA-0242v2 RC Transformation in New York\USA-0242v2 RC Transformation in New York-Criterion 5-COBRA\Criterion 5-COBRA Niagara Fall, NY\AFRC Niagara Falls, NY.CBR  
Option Pkg Name: AFRC Niagara Falls, NY  
Std Fctrs File : D:\COBRA 6.10\Army COBRA 6.10\BRAC2005.SFF

FOOTNOTES FOR SCREEN ONE

=====

PIMS #67 USA #0194

Close the United States Army Reserve Center and Army Maintenance Support Activity, Niagara Falls, New York and construct on the existing site in Niagara Falls, New York. The New AFRC shall have the capability to accommodate the NY National Guard units from the Niagara Falls Readiness Center, if the state of New York decides to relocate those National Guard units.

FOOTNOTES FOR SCREEN FIVE

=====

ENV NON-MILCON:

No environmental costs allocated for National Guard Facilities.

NEPA cost \$5K for new AFRC

Closing facility non payroll federal BOS x .75 joint efficiency factor =177.78 BOS for new AFRC facility (Used BOS for Niagara Falls USARC)

One time cost for utilities calculated using the Army's Support Utility tool = \$3,545,120

FOOTNOTES FOR SCREEN SIX

=====

TAA Reduction

Drilling Reserve Component Personnel reduction numbers are based on unit inactivation's using a full time equivalent (FTE) formula. FTE = number of personnel x 65 days per year (48 IDT days plus 17 days of annual training) divided by 365 days. Officer and enlisted numbers are calculated separately.

FOOTNOTES FOR SCREEN SEVEN

=====

SQUARE FOOTAGE OF NEW FACILITY CALCULATED USING DD1390/91 (construction form).

TOTAL COBRA MILITARY CONSTRUCTION ASSETS REPORT (COBRA v6.10)  
 Data As Of 04/22/2005 11:16:33, Report Created 05/20/2005 11:44:27 AM

Department : Army  
 Scenario File : J:\RECOMMENDATION DEVELOPMENT\REVIEW FINAL\Completed\Sent to OSD\USA-0242v2 RC Transformation  
 in New York\USA-0242v2 RC Transformation in New York-Criterion 5-COBRA\Criterion 5-COBRA Niagara Fall, NY\AFRC  
 Niagara Falls, NY.CBR  
 Option Pkg Name: AFRC Niagara Falls, NY  
 Std Fctrs File : D:\COBRA 6.10\Army COBRA 6.10\BRAC2005.SFF

All values in 2005 Constant Dollars

Base Name	Total MilCon*	Milcon Cost Avoidance	Total Net Costs
-----	-----	-----	-----
ARNG Niagara Falls	0	0	0
AFRC Niagara Falls	20,037,403	0	20,037,403
-----	-----	-----	-----
Totals:	20,037,403	0	20,037,403

\* All MilCon Costs include Design, Site Preparation, Contingency Planning, and SIOH Costs where applicable.

COBRA MILITARY CONSTRUCTION ASSETS REPORT (COBRA v6.10) - Page 2  
 Data As Of 04/22/2005 11:16:33, Report Created 05/20/2005 11:44:27 AM

Department : Army  
 Scenario File : J:\RECOMMENDATION DEVELOPMENT\REVIEW FINAL\Completed\Sent to OSD\USA-0242v2 RC Transformation in New York\USA-0242v2 RC Transformation in New York-Criterion 5-COBRA\Criterion 5-COBRA Niagara Fall, NY\AFRC Niagara Falls, NY.CBR  
 Option Pkg Name: AFRC Niagara Falls, NY  
 Std Fctrs File : D:\COBRA 6.10\Army COBRA 6.10\BRAC2005.SFF

MilCon for Base: AFRC Niagara Falls, NY

All values in 2005 Constant Dollars (\$K)

FAC Title	UM	New MilCon	New Cost*	Using Rehab Rehab Type	Rehab Cost*	Total Cost*
1714 Reserve Component Training Facility	SF	106,581	20,037	0 Default	0	20,037
Total Construction Cost:						20,037
- Construction Cost Avoid:						0
Total Net Milcon Cost:						20,037

\* All MilCon Costs include Design, Site Preparation, Contingency Planning, and SIOH Costs where applicable.

COBRA NET PRESENT VALUES REPORT (COBRA v6.10)

Data As Of 04/22/2005 11:16:33, Report Created 05/20/2005 11:44:28 AM

Department : Army  
 Scenario File : J:\RECOMMENDATION DEVELOPMENT\REVIEW FINAL\Completed\Sent to OSD\USA-0242v2 RC Transformation  
 in New York\USA-0242v2 RC Transformation in New York-Criterion 5-COBRA\Criterion 5-COBRA Niagara Fall, NY\AFRC  
 Niagara Falls, NY.CBR  
 Option Pkg Name: AFRC Niagara Falls, NY  
 Std Fctrs File : D:\COBRA 6.10\Army COBRA 6.10\BRAC2005.SFF

Year	Cost(\$)	Adjusted Cost(\$)	NPV(\$)
----	-----	-----	-----
2006	1,572,172	1,550,613	1,550,613
2007	22,412,908	21,503,470	23,054,083
2008	436,282	407,178	23,461,262
2009	427,662	388,262	23,849,523
2010	427,662	377,686	24,227,210
2011	427,662	367,399	24,594,609
2012	394,152	329,388	24,923,997
2013	394,152	320,417	25,244,414
2014	394,152	311,689	25,556,103
2015	394,152	303,200	25,859,303
2016	394,152	294,941	26,154,245
2017	394,152	286,908	26,441,153
2018	394,152	279,093	26,720,246
2019	394,152	271,492	26,991,738
2020	394,152	264,097	27,255,835
2021	394,152	256,904	27,512,738
2022	394,152	249,906	27,762,645
2023	394,152	243,099	28,005,744
2024	394,152	236,478	28,242,222
2025	394,152	230,037	28,472,259



TOTAL COBRA ONE-TIME COST REPORT (COBRA v6.10) - Page 1/3  
 Data As Of 04/22/2005 11:16:33, Report Created 05/20/2005 11:44:28 AM

Department : Army  
 Scenario File : J:\RECOMMENDATION DEVELOPMENT\REVIEW FINAL\Completed\Sent to OSD\USA-0242v2 RC Transformation  
 in New York\USA-0242v2 RC Transformation in New York-Criterion 5-COBRA\Criterion 5-COBRA Niagara Fall, NY\AFRC  
 Niagara Falls, NY.CBR  
 Option Pkg Name: AFRC Niagara Falls, NY  
 Std Fctrs File : D:\COBRA 6.10\Army COBRA 6.10\BRAC2005.SFF

(All values in 2005 Constant Dollars)

Category	Cost	Sub-Total
-----	----	-----
Construction		
Military Construction	20,037,403	
Total - Construction		20,037,403
Personnel		
Civilian RIF	0	
Civilian Early Retirement	0	
Eliminated Military PCS	3,998	
Unemployment	0	
Total - Personnel		3,998
Overhead		
Program Management Cost	0	
Support Contract Termination	0	
Mothball / Shutdown	8,620	
Total - Overhead		8,620
Moving		
Civilian Moving	0	
Civilian PPP	0	
Military Moving	0	
Freight	0	
Information Technologies	0	
One-Time Moving Costs	0	
Total - Moving		0
Other		
HAP / RSE	0	
Environmental Mitigation Costs	5,000	
Mission Contract Startup and Termination	0	
One-Time Unique Costs	3,545,000	
Total - Other		3,550,000
-----		
Total One-Time Costs		23,600,022
-----		
One-Time Savings		
Military Construction Cost Avoidances	0	
Military Moving	0	
One-Time Moving Savings	0	
Environmental Mitigation Savings	0	
One-Time Unique Savings	0	
-----		
Total One-Time Savings		0
-----		
Total Net One-Time Costs		23,600,022

Department : Army  
 Scenario File : J:\RECOMMENDATION DEVELOPMENT\REVIEW FINAL\Completed\Sent to OSD\USA-0242v2 RC Transformation in New York\USA-0242v2 RC Transformation in New York-Criterion 5-COBRA\Criterion 5-COBRA Niagara Fall, NY\AFRC Niagara Falls, NY.CBR  
 Option Pkg Name: AFRC Niagara Falls, NY  
 Std Fctrs File : D:\COBRA 6.10\Army COBRA 6.10\BRAC2005.SFF

Base: ARNG Niagara Falls, NY  
 (All values in 2005 Constant Dollars)

Category	Cost	Sub-Total
-----	----	-----
Construction		
Military Construction	0	
Total - Construction		0
Personnel		
Civilian RIF	0	
Civilian Early Retirement	0	
Eliminated Military PCS	3,998	
Unemployment	0	
Total - Personnel		3,998
Overhead		
Program Management Cost	0	
Support Contract Termination	0	
Mothball / Shutdown	8,620	
Total - Overhead		8,620
Moving		
Civilian Moving	0	
Civilian PPP	0	
Military Moving	0	
Freight	0	
Information Technologies	0	
One-Time Moving Costs	0	
Total - Moving		0
Other		
HAP / RSE	0	
Environmental Mitigation Costs	0	
Mission Contract Startup and Termination	0	
One-Time Unique Costs	0	
Total - Other		0
-----		
Total One-Time Costs		12,619
-----		
One-Time Savings		
Military Construction Cost Avoidances	0	
Military Moving	0	
One-Time Moving Savings	0	
Environmental Mitigation Savings	0	
One-Time Unique Savings	0	
-----		
Total One-Time Savings		0
-----		
Total Net One-Time Costs		12,619

COBRA ONE-TIME COST REPORT (COBRA v6.10) - Page 3/3  
 Data As Of 04/22/2005 11:16:33, Report Created 05/20/2005 11:44:28 AM

Department : Army  
 Scenario File : J:\RECOMMENDATION DEVELOPMENT\REVIEW FINAL\Completed\Sent to OSD\USA-0242v2 RC Transformation in New York\USA-0242v2 RC Transformation in New York-Criterion 5-COBRA\Criterion 5-COBRA Niagara Fall, NY\AFRC Niagara Falls, NY.CBR  
 Option Pkg Name: AFRC Niagara Falls, NY  
 Std Fctrs File : D:\COBRA 6.10\Army COBRA 6.10\BRAC2005.SFF

Base: AFRC Niagara Falls, NY  
 (All values in 2005 Constant Dollars)

Category	Cost	Sub-Total
-----	----	-----
Construction		
Military Construction	20,037,403	
Total - Construction		20,037,403
Personnel		
Civilian RIF	0	
Civilian Early Retirement	0	
Eliminated Military PCS	0	
Unemployment	0	
Total - Personnel		0
Overhead		
Program Management Cost	0	
Support Contract Termination	0	
Mothball / Shutdown	0	
Total - Overhead		0
Moving		
Civilian Moving	0	
Civilian PPP	0	
Military Moving	0	
Freight	0	
Information Technologies	0	
One-Time Moving Costs	0	
Total - Moving		0
Other		
HAP / RSE	0	
Environmental Mitigation Costs	5,000	
Mission Contract Startup and Termination	0	
One-Time Unique Costs	3,545,000	
Total - Other		3,550,000
-----		
Total One-Time Costs		23,587,403
-----		
One-Time Savings		
Military Construction Cost Avoidances	0	
Military Moving	0	
One-Time Moving Savings	0	
Environmental Mitigation Savings	0	
One-Time Unique Savings	0	
-----		
Total One-Time Savings		0
-----		
Total Net One-Time Costs		23,587,403

COBRA SUSTAINMENT/RECAP/BOS/HOUSING CHANGE REPORT (COBRA v6.10)  
 Data As Of 04/22/2005 11:16:33, Report Created 05/20/2005 11:44:28 AM

Department : Army  
 Scenario File : J:\RECOMMENDATION DEVELOPMENT\REVIEW FINAL\Completed\Sent to OSD\USA-0242v2 RC Transformation  
 in New York\USA-0242v2 RC Transformation in New York-Criterion 5-COBRA\Criterion 5-COBRA Niagara Fall, NY\AFRC  
 Niagara Falls, NY.CBR  
 Option Pkg Name: AFRC Niagara Falls, NY  
 Std Fctrs File : D:\COBRA 6.10\Army COBRA 6.10\BRAC2005.SFF

Net Change(\$K)	2006	2007	2008	2009	2010	2011	Total	Beyond
Sustain Change	0	431	241	241	241	241	1,395	207
Recap Change	-87	91	91	91	91	91	369	91
BOS Change	0	0	0	0	0	0	0	0
Housing Change	0	0	0	0	0	0	0	0
<b>TOTAL CHANGES</b>	<b>-87</b>	<b>522</b>	<b>332</b>	<b>332</b>	<b>332</b>	<b>332</b>	<b>1,764</b>	<b>299</b>

ARNG Niagara Falls, NY								
Net Change(\$K)	2006	2007	2008	2009	2010	2011	Total	Beyond
Sustain Change	0	0	-190	-190	-190	-190	-759	-223
Recap Change	-87	-87	-87	-87	-87	-87	-524	-87
BOS Change	0	0	0	0	0	0	0	0
Housing Change	0	0	0	0	0	0	0	0
<b>TOTAL CHANGES</b>	<b>-87</b>	<b>-87</b>	<b>-277</b>	<b>-277</b>	<b>-277</b>	<b>-277</b>	<b>-1,283</b>	<b>-311</b>

AFRC Niagara Falls, NY								
Net Change(\$K)	2006	2007	2008	2009	2010	2011	Total	Beyond
Sustain Change	0	431	431	431	431	431	2,155	431
Recap Change	0	178	178	178	178	178	892	178
BOS Change	0	0	0	0	0	0	0	0
Housing Change	0	0	0	0	0	0	0	0
<b>TOTAL CHANGES</b>	<b>0</b>	<b>609</b>	<b>609</b>	<b>609</b>	<b>609</b>	<b>609</b>	<b>3,047</b>	<b>609</b>

TOTAL COBRA PERSONNEL IMPACT REPORT (COBRA v6.10) - Page 1/3  
 Data As Of 04/22/2005 11:16:33, Report Created 05/20/2005 11:44:27 AM

Department : Army  
 Scenario File : J:\RECOMMENDATION DEVELOPMENT\REVIEW FINAL\Completed\Sent to OSD\USA-0242v2 RC Transformation in New York\USA-0242v2 RC Transformation in New York-Criterion 5-COBRA\Criterion 5-COBRA Niagara Fall, NY\AFRC Niagara Falls, NY.CBR  
 Option Pkg Name: AFRC Niagara Falls, NY  
 Std Fctrs File : D:\COBRA 6.10\Army COBRA 6.10\BRAC2005.SFF

	Rate	2006	2007	2008	2009	2010	2011	Total
	----	----	----	----	----	----	----	-----
CIVILIAN POSITIONS REALIGNING OUT		0	0	0	0	0	0	0
Early Retirement*	8.10%	0	0	0	0	0	0	0
Regular Retirement*	1.67%	0	0	0	0	0	0	0
Civilian Turnover*	9.16%	0	0	0	0	0	0	0
Civs Not Moving (RIFs)*	6.00%	0	0	0	0	0	0	0
Civilians Moving (the remainder)		0	0	0	0	0	0	0
Civilian Positions Available		0	0	0	0	0	0	0
CIVILIAN POSITIONS ELIMINATED		0	0	0	0	0	0	0
Early Retirement	8.10%	0	0	0	0	0	0	0
Regular Retirement	1.67%	0	0	0	0	0	0	0
Civilian Turnover	9.16%	0	0	0	0	0	0	0
Civs Not Moving (RIFs)*	6.00%	0	0	0	0	0	0	0
Priority Placement#	39.97%	0	0	0	0	0	0	0
Civilians Available to Move		0	0	0	0	0	0	0
Civilians Moving		0	0	0	0	0	0	0
Civilian RIFs (the remainder)		0	0	0	0	0	0	0
CIVILIAN POSITIONS REALIGNING IN		0	0	0	0	0	0	0
Civilians Moving		0	0	0	0	0	0	0
New Civilians Hired		0	0	0	0	0	0	0
Other Civilian Additions		0	0	0	0	0	0	0
TOTAL CIVILIAN EARLY RETIREMENTS		0	0	0	0	0	0	0
TOTAL CIVILIAN RIFs		0	0	0	0	0	0	0
TOTAL CIVILIAN PRIORITY PLACEMENTS#		0	0	0	0	0	0	0
TOTAL CIVILIAN NEW HIRES		0	0	0	0	0	0	0

\* Early Retirements, Regular Retirements, Civilian Turnover, and Civilians Not Willing to Move are not applicable for moves under fifty miles.

# Not all Priority Placements involve a Permanent Change of Station. The rate of PPP placements involving a PCS is 50.70%

COBRA PERSONNEL IMPACT REPORT (COBRA v6.10) - Page 2/3  
 Data As Of 04/22/2005 11:16:33, Report Created 05/20/2005 11:44:27 AM

Department : Army  
 Scenario File : J:\RECOMMENDATION DEVELOPMENT\REVIEW FINAL\Completed\Sent to OSD\USA-0242v2 RC Transformation in New York\USA-0242v2 RC Transformation in New York-Criterion 5-COBRA\Criterion 5-COBRA Niagara Fall, NY\AFRC Niagara Falls, NY.CBR  
 Option Pkg Name: AFRC Niagara Falls, NY  
 Std Fctrs File : D:\COBRA 6.10\Army COBRA 6.10\BRAC2005.SFF

Base: ARNG Niagara Falls, NY	Rate	2006	2007	2008	2009	2010	2011	Total
	----	----	----	----	----	----	----	-----
CIVILIAN POSITIONS REALIGNING OUT		0	0	0	0	0	0	0
Early Retirement*	8.10%	0	0	0	0	0	0	0
Regular Retirement*	1.67%	0	0	0	0	0	0	0
Civilian Turnover*	9.16%	0	0	0	0	0	0	0
Civs Not Moving (RIFs)*	6.00%	0	0	0	0	0	0	0
Civilians Moving (the remainder)		0	0	0	0	0	0	0
Civilian Positions Available		0	0	0	0	0	0	0
CIVILIAN POSITIONS ELIMINATED		0	0	0	0	0	0	0
Early Retirement	8.10%	0	0	0	0	0	0	0
Regular Retirement	1.67%	0	0	0	0	0	0	0
Civilian Turnover	9.16%	0	0	0	0	0	0	0
Civs Not Moving (RIFs)*	6.00%	0	0	0	0	0	0	0
Priority Placement#	39.97%	0	0	0	0	0	0	0
Civilians Available to Move		0	0	0	0	0	0	0
Civilians Moving		0	0	0	0	0	0	0
Civilian RIFs (the remainder)		0	0	0	0	0	0	0
CIVILIAN POSITIONS REALIGNING IN		0	0	0	0	0	0	0
Civilians Moving		0	0	0	0	0	0	0
New Civilians Hired		0	0	0	0	0	0	0
Other Civilian Additions		0	0	0	0	0	0	0
TOTAL CIVILIAN EARLY RETIRMENTS		0	0	0	0	0	0	0
TOTAL CIVILIAN RIFS		0	0	0	0	0	0	0
TOTAL CIVILIAN PRIORITY PLACEMENTS#		0	0	0	0	0	0	0
TOTAL CIVILIAN NEW HIRES		0	0	0	0	0	0	0

\* Early Retirements, Regular Retirements, Civilian Turnover, and Civilians Not Willing to Move are not applicable for moves under fifty miles.

# Not all Priority Placements involve a Permanent Change of Station. The rate of PPP placements involving a PCS is 50.70%

COBRA PERSONNEL IMPACT REPORT (COBRA v6.10) - Page 3/3  
 Data As Of 04/22/2005 11:16:33, Report Created 05/20/2005 11:44:27 AM

Department : Army  
 Scenario File : J:\RECOMMENDATION DEVELOPMENT\REVIEW FINAL\Completed\Sent to OSD\USA-0242v2 RC Transformation in New York\USA-0242v2 RC Transformation in New York-Criterion 5-COBRA\Criterion 5-COBRA Niagara Fall, NY\AFRC Niagara Falls, NY.CBR  
 Option Pkg Name: AFRC Niagara Falls, NY  
 Std Fctrs File : D:\COBRA 6.10\Army COBRA 6.10\BRAC2005.SFF

Base: AFRC Niagara Falls, NY	Rate	2006	2007	2008	2009	2010	2011	Total
	----	----	----	----	----	----	----	----
CIVILIAN POSITIONS REALIGNING OUT		0	0	0	0	0	0	0
Early Retirement*	8.10%	0	0	0	0	0	0	0
Regular Retirement*	1.67%	0	0	0	0	0	0	0
Civilian Turnover*	9.16%	0	0	0	0	0	0	0
Civs Not Moving (RIFs)*	6.00%	0	0	0	0	0	0	0
Civilians Moving (the remainder)		0	0	0	0	0	0	0
Civilian Positions Available		0	0	0	0	0	0	0
CIVILIAN POSITIONS ELIMINATED		0	0	0	0	0	0	0
Early Retirement	8.10%	0	0	0	0	0	0	0
Regular Retirement	1.67%	0	0	0	0	0	0	0
Civilian Turnover	9.16%	0	0	0	0	0	0	0
Civs Not Moving (RIFs)*	6.00%	0	0	0	0	0	0	0
Priority Placement#	39.97%	0	0	0	0	0	0	0
Civilians Available to Move		0	0	0	0	0	0	0
Civilians Moving		0	0	0	0	0	0	0
Civilian RIFs (the remainder)		0	0	0	0	0	0	0
CIVILIAN POSITIONS REALIGNING IN		0	0	0	0	0	0	0
Civilians Moving		0	0	0	0	0	0	0
New Civilians Hired		0	0	0	0	0	0	0
Other Civilian Additions		0	0	0	0	0	0	0
TOTAL CIVILIAN EARLY RETIRMENTS		0	0	0	0	0	0	0
TOTAL CIVILIAN RIFS		0	0	0	0	0	0	0
TOTAL CIVILIAN PRIORITY PLACEMENTS#		0	0	0	0	0	0	0
TOTAL CIVILIAN NEW HIRES		0	0	0	0	0	0	0

\* Early Retirements, Regular Retirements, Civilian Turnover, and Civilians Not Willing to Move are not applicable for moves under fifty miles.

# Not all Priority Placements involve a Permanent Change of Station. The rate of PPP placements involving a PCS is 50.70%

COBRA TOTAL PERSONNEL SUMMARY REPORT (COBRA v6.10)

Data As Of 04/22/2005 11:16:33, Report Created 05/20/2005 11:44:27 AM

Department : Army  
 Scenario File : J:\RECOMMENDATION DEVELOPMENT\REVIEW FINAL\Completed\Sent to OSD\USA-0242v2 RC Transformation in New York\USA-0242v2 RC Transformation in New York-Criterion 5-COBRA\Criterion 5-COBRA Niagara Fall, NY\AFRC Niagara Falls, NY.CBR  
 Option Pkg Name: AFRC Niagara Falls, NY  
 Std Fctrs File : D:\COBRA 6.10\Army COBRA 6.10\BRAC2005.SFF

TOTAL SCENARIO POPULATION (FY 2005, Prior to BRAC Action):

Officers	Enlisted	Students	Civilians
0	1	0	0

TOTAL PERSONNEL REALIGNMENTS, ENTIRE SCENARIO):

	2006	2007	2008	2009	2010	2011	Total
Officers	0	0	0	0	0	0	0
Enlisted	0	0	0	0	0	0	0
Students	0	0	0	0	0	0	0
Civilians	0	0	0	0	0	0	0
TOTAL	0	0	0	0	0	0	0

TOTAL SCENARIO POSITION CHANGES, ENTIRE SCENARIO:

	2006	2007	2008	2009	2010	2011	Total
Officers	0	0	0	0	0	0	0
Enlisted	0	-1	0	0	0	0	-1
Civilians	0	0	0	0	0	0	0
TOTAL	0	-1	0	0	0	0	-1

TOTAL SCENARIO POPULATION (After BRAC Action):

Officers	Enlisted	Students	Civilians
0	0	0	0



COBRA PERSONNEL SUMMARY REPORT (COBRA v6.10) - Page 2

Data As Of 04/22/2005 11:16:33, Report Created 05/20/2005 11:44:27 AM

Department : Army  
 Scenario File : J:\RECOMMENDATION DEVELOPMENT\REVIEW FINAL\Completed\Sent to OSD\USA-0242v2 RC Transformation in New York\USA-0242v2 RC Transformation in New York-Criterion 5-COBRA\Criterion 5-COBRA Niagara Fall, NY\AFRC Niagara Falls, NY.CBR  
 Option Pkg Name: AFRC Niagara Falls, NY  
 Std Fctrs File : D:\COBRA 6.10\Army COBRA 6.10\BRAC2005.SFF

PERSONNEL SUMMARY FOR: ARNG Niagara Falls, NY

BASE POPULATION (FY 2005, Prior to BRAC Action) FOR: ARNG Niagara Falls, NY

Officers	Enlisted	Students	Civilians
0	1	0	0

SCENARIO POSITION CHANGES FOR: ARNG Niagara Falls, NY

	2006	2007	2008	2009	2010	2011	Total
Officers	0	0	0	0	0	0	0
Enlisted	0	-1	0	0	0	0	-1
Civilians	0	0	0	0	0	0	0
TOTAL	0	-1	0	0	0	0	-1

BASE POPULATION (After BRAC Action) FOR: ARNG Niagara Falls, NY

Officers	Enlisted	Students	Civilians
0	0	0	0

PERSONNEL SUMMARY FOR: AFRC Niagara Falls, NY

BASE POPULATION (FY 2005, Prior to BRAC Action) FOR: AFRC Niagara Falls, NY

Officers	Enlisted	Students	Civilians
0	0	0	0

BASE POPULATION (After BRAC Action) FOR: AFRC Niagara Falls, NY

Officers	Enlisted	Students	Civilians
0	0	0	0



SCENARIO ERROR REPORT (COBRA v6.10)

Data As Of 04/22/2005 11:21:11, Report Created 05/20/2005 11:53:47 AM

Department : Army  
Scenario File : J:\RECOMMENDATION DEVELOPMENT\REVIEW FINAL\Completed\Sent to OSD\USA-0242v2 RC Transformation in New York\USA-0242v2 RC Transformation in New York-Criterion 5-COBRA\Criterion 5-COBRA Stewart Army Sub-Post, NY\AFRC Stewart Army Sub Post, NY.CBR  
Option Pkg Name: AFRC Stewart Army Sub Post  
Std Fctrs File : D:\COBRA 6.10\Army COBRA 6.10\BRAC2005.SFF

OVERHEAD/SUSTAINMENT:

AFRC Stewart (NEW) had a Sustainment budget of \$0K with 0 SF of facilities.

Department : Army  
 Scenario File : J:\RECOMMENDATION DEVELOPMENT\REVIEW FINAL\Completed\Sent to OSD\USA-0242v2 RC Transformation in New York\USA-0242v2 RC Transformation in New York-Criterion 5-COBRA\Criterion 5-COBRA Stewart Army Sub-Post, NY\AFRC Stewart Army Sub Post, NY.CBR  
 Option Pkg Name: AFRC Stewart Army Sub Post  
 Std Fctrs File : D:\COBRA 6.10\Army COBRA 6.10\BRAC2005.SFF

Starting Year : 2006  
 Final Year : 2008  
 Payback Year : 2038 (30 Years)

NPV in 2025(\$K): 7,877  
 1-Time Cost(\$K): 25,675

Net Costs in 2005 Constant Dollars (\$K)								
	2006	2007	2008	2009	2010	2011	Total	Beyond
	----	----	----	----	----	----	-----	-----
MilCon	1,797	19,972	0	0	0	0	21,769	0
Person	0	0	0	0	0	0	0	0
Overhd	-474	-6	-1,046	-1,083	-1,083	-1,083	-4,775	-1,265
Moving	0	0	0	0	0	0	0	0
Missio	0	0	0	0	0	0	0	0
Other	5	3,863	0	0	0	0	3,868	0
<b>TOTAL</b>	<b>1,328</b>	<b>23,829</b>	<b>-1,046</b>	<b>-1,083</b>	<b>-1,083</b>	<b>-1,083</b>	<b>20,862</b>	<b>-1,265</b>

	2006	2007	2008	2009	2010	2011	Total
	----	----	----	----	----	----	-----
POSITIONS ELIMINATED							
Off	0	0	0	0	0	0	0
Enl	0	0	0	0	0	0	0
Civ	0	0	0	0	0	0	0
TOT	0	0	0	0	0	0	0

	2006	2007	2008	2009	2010	2011	Total
	----	----	----	----	----	----	-----
POSITIONS REALIGNED							
Off	0	0	0	0	0	0	0
Enl	0	0	0	0	0	0	0
Stu	0	0	0	0	0	0	0
Civ	0	0	0	0	0	0	0
TOT	0	0	0	0	0	0	0

Summary:

-----  
 PIMS #65 USA #0090 AFRC STEWART ARMY SUB POST, NY

Close the United States Army Reserve Center, Stewart-Newburg, New York and re-locate units to a new Armed Forces Reserve Center on Stewart Army Sub Post adjacent to Stewart Air National Guard Base, New York. The new AFRC shall have the capability to accommodate New York National Guard units from the Armory at Newburg, New York, if the State of New York decides to relocate those National Guard units.

ACF = 1.4

Department : Army  
 Scenario File : J:\RECOMMENDATION DEVELOPMENT\REVIEW FINAL\Completed\Sent to OSD\USA-0242v2 RC Transformation  
 in New York\USA-0242v2 RC Transformation in New York-Criterion 5-COBRA\Criterion 5-COBRA Stewart Army Sub-Post,  
 NY\AFRC Stewart Army Sub Post, NY.CBR  
 Option Pkg Name: AFRC Stewart Army Sub Post  
 Std Fctrs File : D:\COBRA 6.10\Army COBRA 6.10\BRAC2005.SFF

Costs in 2005 Constant Dollars (\$K)								
	2006	2007	2008	2009	2010	2011	Total	Beyond
	----	----	----	----	----	----	----	-----
MilCon	1,797	19,972	0	0	0	0	21,769	0
Person	0	0	0	0	0	0	0	0
Overhd	0	469	641	603	603	603	2,920	603
Moving	0	0	0	0	0	0	0	0
Missio	0	0	0	0	0	0	0	0
Other	5	3,863	0	0	0	0	3,868	0
<b>TOTAL</b>	<b>1,802</b>	<b>24,303</b>	<b>641</b>	<b>603</b>	<b>603</b>	<b>603</b>	<b>28,557</b>	<b>603</b>

Savings in 2005 Constant Dollars (\$K)								
	2006	2007	2008	2009	2010	2011	Total	Beyond
	----	----	----	----	----	----	----	-----
MilCon	0	0	0	0	0	0	0	0
Person	0	0	0	0	0	0	0	0
Overhd	474	474	1,687	1,687	1,687	1,687	7,695	1,869
Moving	0	0	0	0	0	0	0	0
Missio	0	0	0	0	0	0	0	0
Other	0	0	0	0	0	0	0	0
<b>TOTAL</b>	<b>474</b>	<b>474</b>	<b>1,687</b>	<b>1,687</b>	<b>1,687</b>	<b>1,687</b>	<b>7,695</b>	<b>1,869</b>

COBRA PERSONNEL/SF/SUSTAINMENT/RECAP/BOS DELTAS REPORT (COBRA v6.10)  
 Data As Of 04/22/2005 11:21:11, Report Created 05/20/2005 11:53:47 AM

Department : Army  
 Scenario File : J:\RECOMMENDATION DEVELOPMENT\REVIEW FINAL\Completed\Sent to OSD\USA-0242v2 RC Transformation  
 in New York\USA-0242v2 RC Transformation in New York-Criterion 5-COBRA\Criterion 5-COBRA Stewart Army Sub-Post,  
 NY\AFRC Stewart Army Sub Post, NY.CBR  
 Option Pkg Name: AFRC Stewart Army Sub Post  
 Std Fctrs File : D:\COBRA 6.10\Army COBRA 6.10\BRAC2005.SFF

Base	Personnel			
	Start*	Finish*	Change	%Change
Newburgh ARNG	0	0	0	0%
Stewart USAR	0	0	0	0%
AFRC Stewart (NEW)	0	0	0	0%
TOTAL	0	0	0	0%

Base	Square Footage				
	Start	Finish	Change	%Change	Chg/Per
Newburgh ARNG	80,289	0	-80,289	-100%	0
Stewart USAR	127,960	0	-127,960	-100%	0
AFRC Stewart (NEW)	0	92,715	92,715	0%	0
TOTAL	208,249	92,715	-115,534	-55%	0

Base	Base Operations Support (2005\$)				
	Start*	Finish*	Change	%Change	Chg/Per
Newburgh ARNG	0	0	0	0%	0
Stewart USAR	179,900	0	-179,900	-100%	0
AFRC Stewart (NEW)	0	0	0	0%	0
TOTAL	179,900	0	-179,900	-100%	0

Base	Sustainment (2005\$)				
	Start	Finish	Change	%Change	Chg/Per
Newburgh ARNG	468,200	0	-468,200	-100%	0
Stewart USAR	746,200	0	-746,200	-100%	0
AFRC Stewart (NEW)	10	468,656	468,646	4686465%	0
TOTAL	1,214,410	468,656	-745,753	-61%	0

Base	Recapitalization (2005\$)				
	Start	Finish	Change	%Change	Chg/Per
Newburgh ARNG	182,936	0	-182,936	-100%	0
Stewart USAR	291,553	0	-291,553	-100%	0
AFRC Stewart (NEW)	0	0	0	0%	0
TOTAL	474,489	0	-474,489	-100%	0

Base	Sustain + Recap + BOS (2005\$)				
	Start	Finish	Change	%Change	Chg/Per
Newburgh ARNG	651,136	0	-651,136	-100%	0
Stewart USAR	1,217,653	0	-1,217,653	-100%	0
AFRC Stewart (NEW)	10	468,656	468,646	4686465%	0
TOTAL	1,868,799	468,656	-1,400,143	-75%	0

COBRA PERSONNEL/SF/SUSTAINMENT/RECAP/BOS DELTAS REPORT (COBRA v6.10) - Page 2  
 Data As Of 04/22/2005 11:21:11, Report Created 05/20/2005 11:53:47 AM

Department : Army  
 Scenario File : J:\RECOMMENDATION DEVELOPMENT\REVIEW FINAL\Completed\Sent to OSD\USA-0242v2 RC Transformation in New York\USA-0242v2 RC Transformation in New York-Criterion 5-COBRA\Criterion 5-COBRA Stewart Army Sub-Post, NY\AFRC Stewart Army Sub Post, NY.CBR  
 Option Pkg Name: AFRC Stewart Army Sub Post  
 Std Fctrs File : D:\COBRA 6.10\Army COBRA 6.10\BRAC2005.SFF

Base	Plant Replacement Value (2005\$)				
	Start	Finish	Change	%Change	Chg/Per
Newburgh ARNG	18,842,400	0	-18,842,400	-100%	0
Stewart USAR	30,030,000	0	-30,030,000	-100%	0
AFRC Stewart (NEW)	0	0	0	0%	0
TOTAL	48,872,400	0	-48,872,400	-100%	0

COBRA PERSONNEL/SF/SUSTAINMENT/RECAP/BOS DELTAS REPORT (COBRA v6.10) - Page 3  
Data As Of 04/22/2005 11:21:11, Report Created 05/20/2005 11:53:47 AM

Department : Army  
Scenario File : J:\RECOMMENDATION DEVELOPMENT\REVIEW FINAL\Completed\Sent to OSD\USA-0242v2 RC Transformation  
in New York\USA-0242v2 RC Transformation in New York-Criterion 5-COBRA\Criterion 5-COBRA Stewart Army Sub-Post,  
NY\AFRC Stewart Army Sub Post, NY.CBR  
Option Pkg Name: AFRC Stewart Army Sub Post  
Std Fctrs File : D:\COBRA 6.10\Army COBRA 6.10\BRAC2005.SFF

\* "Start" and "Finish" values for Personnel and BOS both include the Programmed  
Installation Population (non-BRAC) Changes, so that only changes attributable  
to the BRAC action are reflected in the "Change" columns of this report.



Department : Army  
 Scenario File : J:\RECOMMENDATION DEVELOPMENT\REVIEW FINAL\Completed\Sent to OSD\USA-0242v2 RC Transformation  
 in New York\USA-0242v2 RC Transformation in New York-Criterion 5-COBRA\Criterion 5-COBRA Stewart Army Sub-Post,  
 NY\AFRC Stewart Army Sub Post, NY.CBR  
 Option Pkg Name: AFRC Stewart Army Sub Post  
 Std Fctrs File : D:\COBRA 6.10\Army COBRA 6.10\BRAC2005.SFF

ONE-TIME COSTS	2006	2007	2008	2009	2010	2011	Total
-----(\$K)-----	----	----	----	----	----	----	-----
CONSTRUCTION							
MILCON	1,797	19,972	0	0	0	0	21,769
O&M							
CIV SALARY							
Civ RIF	0	0	0	0	0	0	0
Civ Retire	0	0	0	0	0	0	0
CIV MOVING							
Per Diem	0	0	0	0	0	0	0
POV Miles	0	0	0	0	0	0	0
Home Purch	0	0	0	0	0	0	0
HHG	0	0	0	0	0	0	0
Misc	0	0	0	0	0	0	0
House Hunt	0	0	0	0	0	0	0
PPP	0	0	0	0	0	0	0
RITA	0	0	0	0	0	0	0
FREIGHT							
Packing	0	0	0	0	0	0	0
Freight	0	0	0	0	0	0	0
Vehicles	0	0	0	0	0	0	0
Unemployment	0	0	0	0	0	0	0
OTHER							
Info Tech	0	0	0	0	0	0	0
Prog Manage	0	0	0	0	0	0	0
Supt Contract	0	0	0	0	0	0	0
Mothball	0	0	37	0	0	0	37
1-Time Move	0	0	0	0	0	0	0
MIL PERSONNEL							
MIL MOVING							
Per Diem	0	0	0	0	0	0	0
POV Miles	0	0	0	0	0	0	0
HHG	0	0	0	0	0	0	0
Misc	0	0	0	0	0	0	0
OTHER							
Elim PCS	0	0	0	0	0	0	0
OTHER							
HAP / RSE	0	0	0	0	0	0	0
Environmental	5	8	0	0	0	0	13
Misn Contract	0	0	0	0	0	0	0
1-Time Other	0	3,855	0	0	0	0	3,855
TOTAL ONE-TIME	1,802	23,835	37	0	0	0	25,675

TOTAL COBRA REALIGNMENT DETAIL REPORT (COBRA v6.10) - Page 2/12  
 Data As Of 04/22/2005 11:21:11, Report Created 05/20/2005 11:53:48 AM

Department : Army  
 Scenario File : J:\RECOMMENDATION DEVELOPMENT\REVIEW FINAL\Completed\Sent to OSD\USA-0242v2 RC Transformation in New York\USA-0242v2 RC Transformation in New York-Criterion 5-COBRA\Criterion 5-COBRA Stewart Army Sub-Post, NY\AFRC Stewart Army Sub Post, NY.CBR  
 Option Pkg Name: AFRC Stewart Army Sub Post  
 Std Fctrs File : D:\COBRA 6.10\Army COBRA 6.10\BRAC2005.SFF

RECURRINGCOSTS	2006	2007	2008	2009	2010	2011	Total	Beyond
-----(\$K)-----	----	----	----	----	----	----	-----	-----
O&M								
Sustainment	0	469	469	469	469	469	2,343	469
Recap	0	0	0	0	0	0	0	0
BOS	0	0	0	0	0	0	0	0
Civ Salary	0	0	0	0	0	0	0	0
TRICARE	0	0	0	0	0	0	0	0
MIL PERSONNEL								
Off Salary	0	0	0	0	0	0	0	0
Enl Salary	0	0	0	0	0	0	0	0
House Allow	0	0	0	0	0	0	0	0
OTHER								
Mission Activ	0	0	0	0	0	0	0	0
Misc Recur	0	0	135	135	135	135	539	135
TOTAL RECUR	0	469	603	603	603	603	2,882	603
<b>TOTAL COST</b>	<b>1,802</b>	<b>24,303</b>	<b>641</b>	<b>603</b>	<b>603</b>	<b>603</b>	<b>28,557</b>	<b>603</b>
ONE-TIME SAVES	2006	2007	2008	2009	2010	2011	Total	
-----(\$K)-----	----	----	----	----	----	----	-----	
CONSTRUCTION								
MILCON	0	0	0	0	0	0	0	
O&M								
1-Time Move	0	0	0	0	0	0	0	
MIL PERSONNEL								
Mil Moving	0	0	0	0	0	0	0	
OTHER								
Environmental	0	0	0	0	0	0	0	
1-Time Other	0	0	0	0	0	0	0	
TOTAL ONE-TIME	0	0	0	0	0	0	0	
RECURRINGSAVES	2006	2007	2008	2009	2010	2011	Total	Beyond
-----(\$K)-----	----	----	----	----	----	----	-----	-----
FAM HOUSE OPS	0	0	0	0	0	0	0	0
O&M								
Sustainment	0	0	1,032	1,032	1,032	1,032	4,129	1,214
Recap	474	474	474	474	474	474	2,847	474
BOS	0	0	180	180	180	180	720	180
Civ Salary	0	0	0	0	0	0	0	0
MIL PERSONNEL								
Off Salary	0	0	0	0	0	0	0	0
Enl Salary	0	0	0	0	0	0	0	0
House Allow	0	0	0	0	0	0	0	0
OTHER								
Procurement	0	0	0	0	0	0	0	0
Mission Activ	0	0	0	0	0	0	0	0
Misc Recur	0	0	0	0	0	0	0	0
TOTAL RECUR	474	474	1,687	1,687	1,687	1,687	7,695	1,869
<b>TOTAL SAVINGS</b>	<b>474</b>	<b>474</b>	<b>1,687</b>	<b>1,687</b>	<b>1,687</b>	<b>1,687</b>	<b>7,695</b>	<b>1,869</b>

TOTAL COBRA REALIGNMENT DETAIL REPORT (COBRA v6.10) - Page 3/12  
 Data As Of 04/22/2005 11:21:11, Report Created 05/20/2005 11:53:48 AM

Department : Army  
 Scenario File : J:\RECOMMENDATION DEVELOPMENT\REVIEW FINAL\Completed\Sent to OSD\USA-0242v2 RC Transformation in New York\USA-0242v2 RC Transformation in New York-Criterion 5-COBRA\Criterion 5-COBRA Stewart Army Sub-Post, NY\AFRC Stewart Army Sub Post, NY.CBR  
 Option Pkg Name: AFRC Stewart Army Sub Post  
 Std Fctrs File : D:\COBRA 6.10\Army COBRA 6.10\BRAC2005.SFF

ONE-TIME NET	2006	2007	2008	2009	2010	2011	Total	
-----(\$K)-----	----	----	----	----	----	----	-----	
<b>CONSTRUCTION</b>								
MILCON	1,797	19,972	0	0	0	0	21,769	
<b>O&amp;M</b>								
Civ Retir/RIF	0	0	0	0	0	0	0	
Civ Moving	0	0	0	0	0	0	0	
Info Tech	0	0	0	0	0	0	0	
Other	0	0	37	0	0	0	37	
<b>MIL PERSONNEL</b>								
Mil Moving	0	0	0	0	0	0	0	
<b>OTHER</b>								
HAP / RSE	0	0	0	0	0	0	0	
Environmental	5	8	0	0	0	0	13	
Misn Contract	0	0	0	0	0	0	0	
1-Time Other	0	3,855	0	0	0	0	3,855	
<b>TOTAL ONE-TIME</b>	<b>1,802</b>	<b>23,835</b>	<b>37</b>	<b>0</b>	<b>0</b>	<b>0</b>	<b>25,662</b>	
<b>RECURRING NET</b>								
-----(\$K)-----	----	----	----	----	----	----	-----	Beyond
FAM HOUSE OPS	0	0	0	0	0	0	0	0
<b>O&amp;M</b>								
Sustainment	0	469	-563	-563	-563	-563	-1,786	-746
Recap	-474	-474	-474	-474	-474	-474	-2,847	-474
BOS	0	0	-180	-180	-180	-180	-720	-180
Civ Salary	0	0	0	0	0	0	0	0
TRICARE	0	0	0	0	0	0	0	0
<b>MIL PERSONNEL</b>								
Mil Salary	0	0	0	0	0	0	0	0
House Allow	0	0	0	0	0	0	0	0
<b>OTHER</b>								
Procurement	0	0	0	0	0	0	0	0
Mission Activ	0	0	0	0	0	0	0	0
Misc Recur	0	0	135	135	135	135	539	135
<b>TOTAL RECUR</b>	<b>-474</b>	<b>-6</b>	<b>-1,083</b>	<b>-1,083</b>	<b>-1,083</b>	<b>-1,083</b>	<b>-4,813</b>	<b>-1,265</b>
<b>TOTAL NET COST</b>	<b>1,328</b>	<b>23,829</b>	<b>-1,046</b>	<b>-1,083</b>	<b>-1,083</b>	<b>-1,083</b>	<b>20,862</b>	<b>-1,265</b>

Department : Army  
 Scenario File : J:\RECOMMENDATION DEVELOPMENT\REVIEW FINAL\Completed\Sent to OSD\USA-0242v2 RC Transformation  
 in New York\USA-0242v2 RC Transformation in New York-Criterion 5-COBRA\Criterion 5-COBRA Stewart Army Sub-Post,  
 NY\AFRC Stewart Army Sub Post, NY.CBR  
 Option Pkg Name: AFRC Stewart Army Sub Post  
 Std Fctrs File : D:\COBRA 6.10\Army COBRA 6.10\BRAC2005.SFF

Base: Newburgh ARNG, NY	2006	2007	2008	2009	2010	2011	Total
ONE-TIME COSTS	----	----	----	----	----	----	-----
-----(\$K)-----	----	----	----	----	----	----	-----
CONSTRUCTION							
MILCON	0	0	0	0	0	0	0
O&M							
CIV SALARY							
Civ RIFs	0	0	0	0	0	0	0
Civ Retire	0	0	0	0	0	0	0
CIV MOVING							
Per Diem	0	0	0	0	0	0	0
POV Miles	0	0	0	0	0	0	0
Home Purch	0	0	0	0	0	0	0
HHG	0	0	0	0	0	0	0
Misc	0	0	0	0	0	0	0
House Hunt	0	0	0	0	0	0	0
PPP	0	0	0	0	0	0	0
RITA	0	0	0	0	0	0	0
FREIGHT							
Packing	0	0	0	0	0	0	0
Freight	0	0	0	0	0	0	0
Vehicles	0	0	0	0	0	0	0
Unemployment	0	0	0	0	0	0	0
OTHER							
Info Tech	0	0	0	0	0	0	0
Prog Manage	0	0	0	0	0	0	0
Supt Contrac	0	0	0	0	0	0	0
Mothball	0	0	14	0	0	0	14
1-Time Move	0	0	0	0	0	0	0
MIL PERSONNEL							
MIL MOVING							
Per Diem	0	0	0	0	0	0	0
POV Miles	0	0	0	0	0	0	0
HHG	0	0	0	0	0	0	0
Misc	0	0	0	0	0	0	0
OTHER							
Elim PCS	0	0	0	0	0	0	0
OTHER							
HAP / RSE	0	0	0	0	0	0	0
Environmental	0	0	0	0	0	0	0
Misn Contract	0	0	0	0	0	0	0
1-Time Other	0	0	0	0	0	0	0
TOTAL ONE-TIME	0	0	14	0	0	0	14

Department : Army  
 Scenario File : J:\RECOMMENDATION DEVELOPMENT\REVIEW FINAL\Completed\Sent to OSD\USA-0242v2 RC Transformation in New York\USA-0242v2 RC Transformation in New York-Criterion 5-COBRA\Criterion 5-COBRA Stewart Army Sub-Post, NY\AFRC Stewart Army Sub Post, NY.CBR  
 Option Pkg Name: AFRC Stewart Army Sub Post  
 Std Fctrs File : D:\COBRA 6.10\Army COBRA 6.10\BRAC2005.SFF

Base: Newburgh ARNG, NY	2006	2007	2008	2009	2010	2011	Total	Beyond
RECURRINGCOSTS								
-----(\$K)-----	-----	-----	-----	-----	-----	-----	-----	-----
O&M								
Sustainment	0	0	0	0	0	0	0	0
Recap	0	0	0	0	0	0	0	0
BOS	0	0	0	0	0	0	0	0
Civ Salary	0	0	0	0	0	0	0	0
TRICARE	0	0	0	0	0	0	0	0
MIL PERSONNEL								
Off Salary	0	0	0	0	0	0	0	0
Enl Salary	0	0	0	0	0	0	0	0
House Allow	0	0	0	0	0	0	0	0
OTHER								
Mission Activ	0	0	0	0	0	0	0	0
Misc Recur	0	0	0	0	0	0	0	0
TOTAL RECUR	0	0	0	0	0	0	0	0
TOTAL COSTS	0	0	14	0	0	0	14	0
ONE-TIME SAVES	2006	2007	2008	2009	2010	2011	Total	
-----(\$K)-----	-----	-----	-----	-----	-----	-----	-----	
CONSTRUCTION								
MILCON	0	0	0	0	0	0	0	
O&M								
1-Time Move	0	0	0	0	0	0	0	
MIL PERSONNEL								
Mil Moving	0	0	0	0	0	0	0	
OTHER								
Environmental	0	0	0	0	0	0	0	
1-Time Other	0	0	0	0	0	0	0	
TOTAL ONE-TIME	0	0	0	0	0	0	0	
RECURRINGSAVES	2006	2007	2008	2009	2010	2011	Total	Beyond
-----(\$K)-----	-----	-----	-----	-----	-----	-----	-----	-----
FAM HOUSE OPS	0	0	0	0	0	0	0	0
O&M								
Sustainment	0	0	398	398	398	398	1,592	468
Recap	183	183	183	183	183	183	1,098	183
BOS	0	0	0	0	0	0	0	0
Civ Salary	0	0	0	0	0	0	0	0
MIL PERSONNEL								
Off Salary	0	0	0	0	0	0	0	0
Enl Salary	0	0	0	0	0	0	0	0
House Allow	0	0	0	0	0	0	0	0
OTHER								
Procurement	0	0	0	0	0	0	0	0
Mission Activ	0	0	0	0	0	0	0	0
Misc Recur	0	0	0	0	0	0	0	0
TOTAL RECUR	183	183	581	581	581	581	2,689	651
TOTAL SAVINGS	183	183	581	581	581	581	2,689	651

Department : Army  
 Scenario File : J:\RECOMMENDATION DEVELOPMENT\REVIEW FINAL\Completed\Sent to OSD\USA-0242v2 RC Transformation  
 in New York\USA-0242v2 RC Transformation in New York-Criterion 5-COBRA\Criterion 5-COBRA Stewart Army Sub-Post,  
 NY\AFRC Stewart Army Sub Post, NY.CBR  
 Option Pkg Name: AFRC Stewart Army Sub Post  
 Std Fctrs File : D:\COBRA 6.10\Army COBRA 6.10\BRAC2005.SFF

Base: Newburgh ARNG, NY								
ONE-TIME NET	2006	2007	2008	2009	2010	2011	Total	
-----(\$K)-----	----	----	----	----	----	----	-----	
<b>CONSTRUCTION</b>								
MILCON	0	0	0	0	0	0	0	
<b>O&amp;M</b>								
Civ Retir/RIF	0	0	0	0	0	0	0	
Civ Moving	0	0	0	0	0	0	0	
Info Tech	0	0	0	0	0	0	0	
Other	0	0	14	0	0	0	14	
<b>MIL PERSONNEL</b>								
Mil Moving	0	0	0	0	0	0	0	
<b>OTHER</b>								
HAP / RSE	0	0	0	0	0	0	0	
Environmental	0	0	0	0	0	0	0	
Misn Contract	0	0	0	0	0	0	0	
1-Time Other	0	0	0	0	0	0	0	
<b>TOTAL ONE-TIME</b>	<b>0</b>	<b>0</b>	<b>14</b>	<b>0</b>	<b>0</b>	<b>0</b>	<b>14</b>	
RECURRING NET								
-----(\$K)-----	2006	2007	2008	2009	2010	2011	Total	Beyond
-----(\$K)-----	----	----	----	----	----	----	-----	-----
FAM HOUSE OPS	0	0	0	0	0	0	0	0
<b>O&amp;M</b>								
Sustainment	0	0	-398	-398	-398	-398	-1,592	-468
Recap	-183	-183	-183	-183	-183	-183	-1,098	-183
BOS	0	0	0	0	0	0	0	0
Civ Salary	0	0	0	0	0	0	0	0
TRICARE	0	0	0	0	0	0	0	0
<b>MIL PERSONNEL</b>								
Mil Salary	0	0	0	0	0	0	0	0
House Allow	0	0	0	0	0	0	0	0
<b>OTHER</b>								
Procurement	0	0	0	0	0	0	0	0
Mission Activ	0	0	0	0	0	0	0	0
Misc Recur	0	0	0	0	0	0	0	0
<b>TOTAL RECUR</b>	<b>-183</b>	<b>-183</b>	<b>-581</b>	<b>-581</b>	<b>-581</b>	<b>-581</b>	<b>-2,689</b>	<b>-651</b>
<b>TOTAL NET COST</b>	<b>-183</b>	<b>-183</b>	<b>-566</b>	<b>-581</b>	<b>-581</b>	<b>-581</b>	<b>-2,675</b>	<b>-651</b>

Department : Army  
 Scenario File : J:\RECOMMENDATION DEVELOPMENT\REVIEW FINAL\Completed\Sent to OSD\USA-0242v2 RC Transformation in New York\USA-0242v2 RC Transformation in New York-Criterion 5-COBRA\Criterion 5-COBRA Stewart Army Sub-Post, NY\AFRC Stewart Army Sub Post, NY.CBR  
 Option Pkg Name: AFRC Stewart Army Sub Post  
 Std Fctrs File : D:\COBRA 6.10\Army COBRA 6.10\BRAC2005.SFF

Base: Stewart USAR, NY	2006	2007	2008	2009	2010	2011	Total
ONE-TIME COSTS	----	----	----	----	----	----	-----
-----(\$K)-----	----	----	----	----	----	----	-----
CONSTRUCTION							
MILCON	0	0	0	0	0	0	0
O&M							
CIV SALARY							
Civ RIFs	0	0	0	0	0	0	0
Civ Retire	0	0	0	0	0	0	0
CIV MOVING							
Per Diem	0	0	0	0	0	0	0
POV Miles	0	0	0	0	0	0	0
Home Purch	0	0	0	0	0	0	0
HHG	0	0	0	0	0	0	0
Misc	0	0	0	0	0	0	0
House Hunt	0	0	0	0	0	0	0
PPP	0	0	0	0	0	0	0
RITA	0	0	0	0	0	0	0
FREIGHT							
Packing	0	0	0	0	0	0	0
Freight	0	0	0	0	0	0	0
Vehicles	0	0	0	0	0	0	0
Unemployment	0	0	0	0	0	0	0
OTHER							
Info Tech	0	0	0	0	0	0	0
Prog Manage	0	0	0	0	0	0	0
Supt Contract	0	0	0	0	0	0	0
Mothball	0	0	23	0	0	0	23
1-Time Move	0	0	0	0	0	0	0
MIL PERSONNEL							
MIL MOVING							
Per Diem	0	0	0	0	0	0	0
POV Miles	0	0	0	0	0	0	0
HHG	0	0	0	0	0	0	0
Misc	0	0	0	0	0	0	0
OTHER							
Elim PCS	0	0	0	0	0	0	0
OTHER							
HAP / RSE	0	0	0	0	0	0	0
Environmental	0	8	0	0	0	0	8
Misn Contract	0	0	0	0	0	0	0
1-Time Other	0	0	0	0	0	0	0
TOTAL ONE-TIME	0	8	23	0	0	0	31

Department : Army  
 Scenario File : J:\RECOMMENDATION DEVELOPMENT\REVIEW FINAL\Completed\Sent to OSD\USA-0242v2 RC Transformation in New York\USA-0242v2 RC Transformation in New York-Criterion 5-COBRA\Criterion 5-COBRA Stewart Army Sub-Post, NY\AFRC Stewart Army Sub Post, NY.CBR  
 Option Pkg Name: AFRC Stewart Army Sub Post  
 Std Fctrs File : D:\COBRA 6.10\Army COBRA 6.10\BRAC2005.SFF

Base: Stewart USAR, NY								
RECURRINGCOSTS	2006	2007	2008	2009	2010	2011	Total	Beyond
-----(\$K)-----	----	----	----	----	----	----	-----	-----
O&M								
Sustainment	0	0	0	0	0	0	0	0
Recap	0	0	0	0	0	0	0	0
BOS	0	0	0	0	0	0	0	0
Civ Salary	0	0	0	0	0	0	0	0
TRICARE	0	0	0	0	0	0	0	0
MIL PERSONNEL								
Off Salary	0	0	0	0	0	0	0	0
Enl Salary	0	0	0	0	0	0	0	0
House Allow	0	0	0	0	0	0	0	0
OTHER								
Mission Activ	0	0	0	0	0	0	0	0
Misc Recur	0	0	0	0	0	0	0	0
TOTAL RECUR	0	0	0	0	0	0	0	0
TOTAL COSTS	0	8	23	0	0	0	31	0
ONE-TIME SAVES								
-----(\$K)-----	---- <th>2007</th> <th>2008</th> <th>2009</th> <th>2010</th> <th>2011</th> <th>Total</th> <th>Beyond</th>	2007	2008	2009	2010	2011	Total	Beyond
CONSTRUCTION								
MILCON	0	0	0	0	0	0	0	0
O&M								
1-Time Move	0	0	0	0	0	0	0	0
MIL PERSONNEL								
Mil Moving	0	0	0	0	0	0	0	0
OTHER								
Environmental	0	0	0	0	0	0	0	0
1-Time Other	0	0	0	0	0	0	0	0
TOTAL ONE-TIME	0	0	0	0	0	0	0	0
RECURRINGSAVES								
-----(\$K)-----	---- <th>2007</th> <th>2008</th> <th>2009</th> <th>2010</th> <th>2011</th> <th>Total</th> <th>Beyond</th>	2007	2008	2009	2010	2011	Total	Beyond
FAM HOUSE OPS	0	0	0	0	0	0	0	0
O&M								
Sustainment	0	0	634	634	634	634	2,537	746
Recap	291	291	291	291	291	291	1,749	291
BOS	0	0	180	180	180	180	720	180
Civ Salary	0	0	0	0	0	0	0	0
MIL PERSONNEL								
Off Salary	0	0	0	0	0	0	0	0
Enl Salary	0	0	0	0	0	0	0	0
House Allow	0	0	0	0	0	0	0	0
OTHER								
Procurement	0	0	0	0	0	0	0	0
Mission Activ	0	0	0	0	0	0	0	0
Misc Recur	0	0	0	0	0	0	0	0
TOTAL RECUR	291	291	1,106	1,106	1,106	1,106	5,006	1,218
TOTAL SAVINGS	291	291	1,106	1,106	1,106	1,106	5,006	1,218



Department : Army  
 Scenario File : J:\RECOMMENDATION DEVELOPMENT\REVIEW FINAL\Completed\Sent to OSD\USA-0242v2 RC Transformation in New York\USA-0242v2 RC Transformation in New York-Criterion 5-COBRA\Criterion 5-COBRA Stewart Army Sub-Post, NY\AFRC Stewart Army Sub Post, NY.CBR  
 Option Pkg Name: AFRC Stewart Army Sub Post  
 Std Fctrs File : D:\COBRA 6.10\Army COBRA 6.10\BRAC2005.SFF

Base: Stewart USAR, NY								
ONE-TIME NET	2006	2007	2008	2009	2010	2011	Total	
-----(\$K)-----	----	----	----	----	----	----	-----	-----
<b>CONSTRUCTION</b>								
MILCON	0	0	0	0	0	0	0	
<b>O&amp;M</b>								
Civ Retir/RIF	0	0	0	0	0	0	0	
Civ Moving	0	0	0	0	0	0	0	
Info Tech	0	0	0	0	0	0	0	
Other	0	0	23	0	0	0	23	
<b>MIL PERSONNEL</b>								
Mil Moving	0	0	0	0	0	0	0	
<b>OTHER</b>								
HAP / RSE	0	0	0	0	0	0	0	
Environmental	0	8	0	0	0	0	8	
Misn Contract	0	0	0	0	0	0	0	
1-Time Other	0	0	0	0	0	0	0	
<b>TOTAL ONE-TIME</b>	<b>0</b>	<b>8</b>	<b>23</b>	<b>0</b>	<b>0</b>	<b>0</b>	<b>31</b>	
<b>RECURRING NET</b>								
-----(\$K)-----	-----	-----	-----	-----	-----	-----	-----	-----
FAM HOUSE OPS	0	0	0	0	0	0	0	0
<b>O&amp;M</b>								
Sustainment	0	0	-634	-634	-634	-634	-2,537	-746
Recap	-291	-291	-291	-291	-291	-291	-1,749	-291
BOS	0	0	-180	-180	-180	-180	-720	-180
Civ Salary	0	0	0	0	0	0	0	0
TRICARE	0	0	0	0	0	0	0	0
<b>MIL PERSONNEL</b>								
Mil Salary	0	0	0	0	0	0	0	0
House Allow	0	0	0	0	0	0	0	0
<b>OTHER</b>								
Procurement	0	0	0	0	0	0	0	0
Mission Activ	0	0	0	0	0	0	0	0
Misc Recur	0	0	0	0	0	0	0	0
<b>TOTAL RECUR</b>	<b>-291</b>	<b>-291</b>	<b>-1,106</b>	<b>-1,106</b>	<b>-1,106</b>	<b>-1,106</b>	<b>-5,006</b>	<b>-1,218</b>
<b>TOTAL NET COST</b>	<b>-291</b>	<b>-283</b>	<b>-1,083</b>	<b>-1,106</b>	<b>-1,106</b>	<b>-1,106</b>	<b>-4,975</b>	<b>-1,218</b>

Department : Army  
 Scenario File : J:\RECOMMENDATION DEVELOPMENT\REVIEW FINAL\Completed\Sent to OSD\USA-0242v2 RC Transformation  
 in New York\USA-0242v2 RC Transformation in New York-Criterion 5-COBRA\Criterion 5-COBRA Stewart Army Sub-Post,  
 NY\AFRC Stewart Army Sub Post, NY.CBR  
 Option Pkg Name: AFRC Stewart Army Sub Post  
 Std Fctrs File : D:\COBRA 6.10\Army COBRA 6.10\BRAC2005.SFF

Base: AFRC Stewart (NEW)	2006	2007	2008	2009	2010	2011	Total
ONE-TIME COSTS	2006	2007	2008	2009	2010	2011	Total
-----(\$K)-----	----	----	----	----	----	----	-----
CONSTRUCTION							
MILCON	1,797	19,972	0	0	0	0	21,769
O&M							
CIV SALARY							
Civ RIFs	0	0	0	0	0	0	0
Civ Retire	0	0	0	0	0	0	0
CIV MOVING							
Per Diem	0	0	0	0	0	0	0
POV Miles	0	0	0	0	0	0	0
Home Purch	0	0	0	0	0	0	0
HHG	0	0	0	0	0	0	0
Misc	0	0	0	0	0	0	0
House Hunt	0	0	0	0	0	0	0
PPP	0	0	0	0	0	0	0
RITA	0	0	0	0	0	0	0
FREIGHT							
Packing	0	0	0	0	0	0	0
Freight	0	0	0	0	0	0	0
Vehicles	0	0	0	0	0	0	0
Unemployment	0	0	0	0	0	0	0
OTHER							
Info Tech	0	0	0	0	0	0	0
Prog Manage	0	0	0	0	0	0	0
Supt Contrac	0	0	0	0	0	0	0
Mothball	0	0	0	0	0	0	0
1-Time Move	0	0	0	0	0	0	0
MIL PERSONNEL							
MIL MOVING							
Per Diem	0	0	0	0	0	0	0
POV Miles	0	0	0	0	0	0	0
HHG	0	0	0	0	0	0	0
Misc	0	0	0	0	0	0	0
OTHER							
Elim PCS	0	0	0	0	0	0	0
OTHER							
HAP / RSE	0	0	0	0	0	0	0
Environmental	5	0	0	0	0	0	5
Misn Contract	0	0	0	0	0	0	0
1-Time Other	0	3,855	0	0	0	0	3,855
TOTAL ONE-TIME	1,802	23,827	0	0	0	0	25,629

Department : Army  
 Scenario File : J:\RECOMMENDATION DEVELOPMENT\REVIEW FINAL\Completed\Sent to OSD\USA-0242v2 RC Transformation in New York\USA-0242v2 RC Transformation in New York-Criterion 5-COBRA\Criterion 5-COBRA Stewart Army Sub-Post, NY\AFRC Stewart Army Sub Post, NY.CBR  
 Option Pkg Name: AFRC Stewart Army Sub Post  
 Std Fctrs File : D:\COBRA 6.10\Army COBRA 6.10\BRAC2005.SFF

Base: AFRC Stewart (NEW)	2006	2007	2008	2009	2010	2011	Total	Beyond
RECURRINGCOSTS								
-----(\$K)-----	----	----	----	----	----	----	-----	-----
O&M								
Sustainment	0	469	469	469	469	469	2,343	469
Recap	0	0	0	0	0	0	0	0
BOS	0	0	0	0	0	0	0	0
Civ Salary	0	0	0	0	0	0	0	0
TRICARE	0	0	0	0	0	0	0	0
MIL PERSONNEL								
Off Salary	0	0	0	0	0	0	0	0
Enl Salary	0	0	0	0	0	0	0	0
House Allow	0	0	0	0	0	0	0	0
OTHER								
Mission Activ	0	0	0	0	0	0	0	0
Misc Recur	0	0	135	135	135	135	539	135
TOTAL RECUR	0	469	603	603	603	603	2,882	603
TOTAL COSTS	1,802	24,295	603	603	603	603	28,512	603
ONE-TIME SAVES	2006	2007	2008	2009	2010	2011	Total	
-----(\$K)-----	----	----	----	----	----	----	-----	
CONSTRUCTION								
MILCON	0	0	0	0	0	0	0	
O&M								
1-Time Move	0	0	0	0	0	0	0	
MIL PERSONNEL								
Mil Moving	0	0	0	0	0	0	0	
OTHER								
Environmental	0	0	0	0	0	0	0	
1-Time Other	0	0	0	0	0	0	0	
TOTAL ONE-TIME	0	0	0	0	0	0	0	
RECURRINGSAVES	2006	2007	2008	2009	2010	2011	Total	Beyond
-----(\$K)-----	----	----	----	----	----	----	-----	-----
FAM HOUSE OPS	0	0	0	0	0	0	0	0
O&M								
Sustainment	0	0	0	0	0	0	0	0
Recap	0	0	0	0	0	0	0	0
BOS	0	0	0	0	0	0	0	0
Civ Salary	0	0	0	0	0	0	0	0
MIL PERSONNEL								
Off Salary	0	0	0	0	0	0	0	0
Enl Salary	0	0	0	0	0	0	0	0
House Allow	0	0	0	0	0	0	0	0
OTHER								
Procurement	0	0	0	0	0	0	0	0
Mission Activ	0	0	0	0	0	0	0	0
Misc Recur	0	0	0	0	0	0	0	0
TOTAL RECUR	0	0	0	0	0	0	0	0
TOTAL SAVINGS	0	0	0	0	0	0	0	0

Department : Army  
 Scenario File : J:\RECOMMENDATION DEVELOPMENT\REVIEW FINAL\Completed\Sent to OSD\USA-0242v2 RC Transformation  
 in New York\USA-0242v2 RC Transformation in New York-Criterion 5-COBRA\Criterion 5-COBRA Stewart Army Sub-Post,  
 NY\AFRC Stewart Army Sub Post, NY.CBR  
 Option Pkg Name: AFRC Stewart Army Sub Post  
 Std Fctrs File : D:\COBRA 6.10\Army COBRA 6.10\BRAC2005.SFF

Base: AFRC Stewart (NEW)								
ONE-TIME NET	2006	2007	2008	2009	2010	2011	Total	
-----(\$K)-----	----	----	----	----	----	----	-----	-----
<b>CONSTRUCTION</b>								
MILCON	1,797	19,972	0	0	0	0	21,769	
<b>O&amp;M</b>								
Civ Retir/RIF	0	0	0	0	0	0	0	
Civ Moving	0	0	0	0	0	0	0	
Info Tech	0	0	0	0	0	0	0	
Other	0	0	0	0	0	0	0	
<b>MIL PERSONNEL</b>								
Mil Moving	0	0	0	0	0	0	0	
<b>OTHER</b>								
HAP / RSE	0	0	0	0	0	0	0	
Environmental	5	0	0	0	0	0	5	
Misn Contract	0	0	0	0	0	0	0	
1-Time Other	0	3,855	0	0	0	0	3,855	
<b>TOTAL ONE-TIME</b>	<b>1,802</b>	<b>23,827</b>	<b>0</b>	<b>0</b>	<b>0</b>	<b>0</b>	<b>25,629</b>	
<b>RECURRING NET</b>								
-----(\$K)-----	-----	-----	-----	-----	-----	-----	-----	-----
FAM HOUSE OPS	0	0	0	0	0	0	0	0
<b>O&amp;M</b>								
Sustainment	0	469	469	469	469	469	2,343	469
Recap	0	0	0	0	0	0	0	0
BOS	0	0	0	0	0	0	0	0
Civ Salary	0	0	0	0	0	0	0	0
TRICARE	0	0	0	0	0	0	0	0
<b>MIL PERSONNEL</b>								
Mil Salary	0	0	0	0	0	0	0	0
House Allow	0	0	0	0	0	0	0	0
<b>OTHER</b>								
Procurement	0	0	0	0	0	0	0	0
Mission Activ	0	0	0	0	0	0	0	0
Misc Recur	0	0	135	135	135	135	539	135
<b>TOTAL RECUR</b>	<b>0</b>	<b>469</b>	<b>603</b>	<b>603</b>	<b>603</b>	<b>603</b>	<b>2,882</b>	<b>603</b>
<b>TOTAL NET COST</b>	<b>1,802</b>	<b>24,295</b>	<b>603</b>	<b>603</b>	<b>603</b>	<b>603</b>	<b>28,512</b>	<b>603</b>

COBRA ECONOMIC IMPACT REPORT (COBRA v6.10)

Data As Of 04/22/2005 11:21:11, Report Created 05/20/2005 11:53:46 AM

Department : Army  
 Scenario File : J:\RECOMMENDATION DEVELOPMENT\REVIEW FINAL\Completed\Sent to OSD\USA-0242v2 RC Transformation in New York\USA-0242v2 RC Transformation in New York-Criterion 5-COBRA\Criterion 5-COBRA Stewart Army Sub-Post, NY\AFRC Stewart Army Sub Post, NY.CBR  
 Option Pkg Name: AFRC Stewart Army Sub Post  
 Std Fctrs File : D:\COBRA 6.10\Army COBRA 6.10\BRAC2005.SFF

Newburgh ARNG, NY	2006	2007	2008	2009	2010	2011	Total
Jobs Gained-Mil	0	0	0	0	0	0	0
Jobs Lost-Mil	0	0	0	0	0	0	0
NET CHANGE-Mil	0	0	0	0	0	0	0
Jobs Gained-Civ	0	0	0	0	0	0	0
Jobs Lost-Civ	0	0	0	0	0	0	0
NET CHANGE-Civ	0	0	0	0	0	0	0
Jobs Gained-Stu	0	0	0	0	0	0	0
Jobs Lost-Stu	0	0	0	0	0	0	0
NET CHANGE-Stu	0	0	0	0	0	0	0

Stewart USAR, NY	2006	2007	2008	2009	2010	2011	Total
Jobs Gained-Mil	0	0	0	0	0	0	0
Jobs Lost-Mil	0	0	0	0	0	0	0
NET CHANGE-Mil	0	0	0	0	0	0	0
Jobs Gained-Civ	0	0	0	0	0	0	0
Jobs Lost-Civ	0	0	0	0	0	0	0
NET CHANGE-Civ	0	0	0	0	0	0	0
Jobs Gained-Stu	0	0	0	0	0	0	0
Jobs Lost-Stu	0	0	0	0	0	0	0
NET CHANGE-Stu	0	0	0	0	0	0	0

AFRC Stewart (NEW)	2006	2007	2008	2009	2010	2011	Total
Jobs Gained-Mil	0	0	0	0	0	0	0
Jobs Lost-Mil	0	0	0	0	0	0	0
NET CHANGE-Mil	0	0	0	0	0	0	0
Jobs Gained-Civ	0	0	0	0	0	0	0
Jobs Lost-Civ	0	0	0	0	0	0	0
NET CHANGE-Civ	0	0	0	0	0	0	0
Jobs Gained-Stu	0	0	0	0	0	0	0
Jobs Lost-Stu	0	0	0	0	0	0	0
NET CHANGE-Stu	0	0	0	0	0	0	0

COBRA INPUT DATA REPORT (COBRA v6.10)

Data As Of 04/22/2005 11:21:11, Report Created 05/20/2005 11:53:46 AM

Department : Army  
 Scenario File : J:\RECOMMENDATION DEVELOPMENT\REVIEW FINAL\Completed\Sent to OSD\USA-0242v2 RC Transformation in New York\USA-0242v2 RC Transformation in New York-Criterion 5-COBRA\Criterion 5-COBRA Stewart Army Sub-Post, NY\AFRC Stewart Army Sub Post, NY.CBR  
 Option Pkg Name: AFRC Stewart Army Sub Post  
 Std Fctrs File : D:\COBRA 6.10\Army COBRA 6.10\BRAC2005.SFF

INPUT SCREEN ONE - GENERAL SCENARIO INFORMATION

Model Year One : FY 2006  
 Model does Time-Phasing of Construction/Shutdown: No

Base Name, ST (Code)	Strategy:
-----	-----
Newburgh ARNG, NY	Closes in FY 2008
Stewart USAR, NY	Closes in FY 2008
AFRC Stewart (NEW)	Realignment

INPUT SCREEN TWO - DISTANCE TABLE  
 (Only shows distances where personnel or equipment are moving)

Point A:	Point B:	Distance:
-----	-----	-----

INPUT SCREEN THREE - MOVEMENT TABLE

INPUT SCREEN FOUR - STATIC BASE INFORMATION

Name: Newburgh ARNG, NY

Total Officer Employees:	0	Base Service (for BOS/Sust):	Army
Total Enlisted Employees:	0	Total Sustainment(\$K/Year):	468
Total Student Employees:	0	Sustain Payroll (\$K/Year):	0
Total Civilian Employees:	0	BOS Non-Payroll (\$K/Year):	0
Accomp Mil not Receiving BAH:	0.0%	BOS Payroll (\$K/Year):	0
Officer Housing Units Avail:	0	Family Housing (\$K/Year):	0
Enlisted Housing Units Avail:	0	Installation PRV(\$K):	18,842
Starting Facilities(KSF):	80	Svc/Agcy Recap Rate (Years):	103
Officer BAH (\$/Month):	0	Homeowner Assistance Program:	No
Enlisted BAH (\$/Month):	0		
Civ Locality Pay Factor:	1.000	TRICARE	In-Pat Out-Pat
Area Cost Factor:	1.40		Admits Visits Prescrip
Per Diem Rate (\$/Day):	0	CostFactor	0.00 0.00 0.00
Freight Cost (\$/Ton/Mile):	0.00	Actv MTF	0 0 0
Vehicle Cost (\$/Lift/Mile):	0.00	Actv Purch	0 0 0
Latitude:	0.000000	Retiree	0 0 0
Longitude:	0.000000	Retiree65+	0 0 0

Department : Army  
 Scenario File : J:\RECOMMENDATION DEVELOPMENT\REVIEW FINAL\Completed\Sent to OSD\USA-0242v2 RC Transformation in New York\USA-0242v2 RC Transformation in New York-Criterion 5-COBRA\Criterion 5-COBRA Stewart Army Sub-Post, NY\AFRC Stewart Army Sub Post, NY.CBR  
 Option Pkg Name: AFRC Stewart Army Sub Post  
 Std Fctrs File : D:\COBRA 6.10\Army COBRA 6.10\BRAC2005.SFF

INPUT SCREEN FOUR - STATIC BASE INFORMATION

Name: Stewart USAR, NY

Total Officer Employees:	0	Base Service (for BOS/Sust):	Army
Total Enlisted Employees:	0	Total Sustainment(\$K/Year):	746
Total Student Employees:	0	Sustain Payroll (\$K/Year):	0
Total Civilian Employees:	0	BOS Non-Payroll (\$K/Year):	180
Accomp Mil not Receiving BAH:	0.0%	BOS Payroll (\$K/Year):	0
Officer Housing Units Avail:	0	Family Housing (\$K/Year):	0
Enlisted Housing Units Avail:	0	Installation PRV(\$K):	30,030
Starting Facilities(KSF):	128	Svc/Agcy Recap Rate (Years):	103
Officer BAH (\$/Month):	0	Homeowner Assistance Program:	No
Enlisted BAH (\$/Month):	0		
Civ Locality Pay Factor:	1.000	TRICARE	In-Pat Out-Pat
Area Cost Factor:	1.40		Admits Visits Prescrip
Per Diem Rate (\$/Day):	0	CostFactor	0.00 0.00 0.00
Freight Cost (\$/Ton/Mile):	0.00	Actv MTF	0 0 0
Vehicle Cost (\$/Lift/Mile):	0.00	Actv Purch	0 0 0
Latitude:	0.000000	Retiree	0 0 0
Longitude:	0.000000	Retiree65+	0 0 0

Name: AFRC Stewart (NEW)

Total Officer Employees:	0	Base Service (for BOS/Sust):	Army
Total Enlisted Employees:	0	Total Sustainment(\$K/Year):	0
Total Student Employees:	0	Sustain Payroll (\$K/Year):	0
Total Civilian Employees:	0	BOS Non-Payroll (\$K/Year):	0
Accomp Mil not Receiving BAH:	0.0%	BOS Payroll (\$K/Year):	0
Officer Housing Units Avail:	0	Family Housing (\$K/Year):	0
Enlisted Housing Units Avail:	0	Installation PRV(\$K):	0
Starting Facilities(KSF):	0	Svc/Agcy Recap Rate (Years):	0
Officer BAH (\$/Month):	0	Homeowner Assistance Program:	No
Enlisted BAH (\$/Month):	0		
Civ Locality Pay Factor:	1.000	TRICARE	In-Pat Out-Pat
Area Cost Factor:	1.40		Admits Visits Prescrip
Per Diem Rate (\$/Day):	0	CostFactor	0.00 0.00 0.00
Freight Cost (\$/Ton/Mile):	0.00	Actv MTF	0 0 0
Vehicle Cost (\$/Lift/Mile):	0.00	Actv Purch	0 0 0
Latitude:	0.000000	Retiree	0 0 0
Longitude:	0.000000	Retiree65+	0 0 0

Department : Army  
 Scenario File : J:\RECOMMENDATION DEVELOPMENT\REVIEW FINAL\Completed\Sent to OSD\USA-0242v2 RC Transformation in New York\USA-0242v2 RC Transformation in New York-Criterion 5-COBRA\Criterion 5-COBRA Stewart Army Sub-Post, NY\AFRC Stewart Army Sub Post, NY.CBR  
 Option Pkg Name: AFRC Stewart Army Sub Post  
 Std Fctrs File : D:\COBRA 6.10\Army COBRA 6.10\BRAC2005.SFF

INPUT SCREEN FIVE - DYNAMIC BASE INFORMATION

Name: Newburgh ARNG, NY

	2006	2007	2008	2009	2010	2011
	----	----	----	----	----	----
1-Time Unique Cost (\$K):	0	0	0	0	0	0
1-Time Unique Save (\$K):	0	0	0	0	0	0
1-Time Moving Cost (\$K):	0	0	0	0	0	0
1-Time Moving Save (\$K):	0	0	0	0	0	0
Env Non-MilCon Reqd(\$K):	0	0	0	0	0	0
Activ Mission Cost (\$K):	0	0	0	0	0	0
Activ Mission Save (\$K):	0	0	0	0	0	0
Misn Contract Start(\$K):	0	0	0	0	0	0
Misn Contract Term (\$K):	0	0	0	0	0	0
Supt Contract Term (\$K):	0	0	0	0	0	0
Misc Recurring Cost(\$K):	0	0	0	0	0	0
Misc Recurring Save(\$K):	0	0	0	0	0	0
One-Time IT Costs (\$K):	0	0	0	0	0	0
Construction Schedule(%):	0%	0%	100%	0%	0%	0%
Shutdown Schedule (%):	0%	0%	100%	0%	0%	0%
Misn Milcon Avoidnc(\$K):	0	0	0	0	0	0
Procurement Avoidnc(\$K):	0	0	0	0	0	0
MTF Closure Action:	None	Fac	ShDn(KSF):	80	FH	ShDn: 0.000%

Name: Stewart USAR, NY

	2006	2007	2008	2009	2010	2011
	----	----	----	----	----	----
1-Time Unique Cost (\$K):	0	0	0	0	0	0
1-Time Unique Save (\$K):	0	0	0	0	0	0
1-Time Moving Cost (\$K):	0	0	0	0	0	0
1-Time Moving Save (\$K):	0	0	0	0	0	0
Env Non-MilCon Reqd(\$K):	0	8	0	0	0	0
Activ Mission Cost (\$K):	0	0	0	0	0	0
Activ Mission Save (\$K):	0	0	0	0	0	0
Misn Contract Start(\$K):	0	0	0	0	0	0
Misn Contract Term (\$K):	0	0	0	0	0	0
Supt Contract Term (\$K):	0	0	0	0	0	0
Misc Recurring Cost(\$K):	0	0	0	0	0	0
Misc Recurring Save(\$K):	0	0	0	0	0	0
One-Time IT Costs (\$K):	0	0	0	0	0	0
Construction Schedule(%):	0%	0%	100%	0%	0%	0%
Shutdown Schedule (%):	0%	0%	100%	0%	0%	0%
Misn Milcon Avoidnc(\$K):	0	0	0	0	0	0
Procurement Avoidnc(\$K):	0	0	0	0	0	0
MTF Closure Action:	None	Fac	ShDn(KSF):	128	FH	ShDn: 0.000%



COBRA INPUT DATA REPORT (COBRA v6.10) - Page 4  
 Data As Of 04/22/2005 11:21:11, Report Created 05/20/2005 11:53:46 AM

Department : Army  
 Scenario File : J:\RECOMMENDATION DEVELOPMENT\REVIEW FINAL\Completed\Sent to OSD\USA-0242v2 RC Transformation in New York\USA-0242v2 RC Transformation in New York-Criterion 5-COBRA\Criterion 5-COBRA Stewart Army Sub-Post, NY\AFRC Stewart Army Sub Post, NY.CBR  
 Option Pkg Name: AFRC Stewart Army Sub Post  
 Std Fctrs File : D:\COBRA 6.10\Army COBRA 6.10\BRAC2005.SFF

INPUT SCREEN FIVE - DYNAMIC BASE INFORMATION

Name: AFRC Stewart (NEW)	2006	2007	2008	2009	2010	2011
	----	----	----	----	----	----
1-Time Unique Cost (\$K):	0	3,855	0	0	0	0
1-Time Unique Save (\$K):	0	0	0	0	0	0
1-Time Moving Cost (\$K):	0	0	0	0	0	0
1-Time Moving Save (\$K):	0	0	0	0	0	0
Env Non-MilCon Reqd(\$K):	5	0	0	0	0	0
Activ Mission Cost (\$K):	0	0	0	0	0	0
Activ Mission Save (\$K):	0	0	0	0	0	0
Misn Contract Start(\$K):	0	0	0	0	0	0
Misn Contract Term (\$K):	0	0	0	0	0	0
Supt Contract Term (\$K):	0	0	0	0	0	0
Misc Recurring Cost(\$K):	0	0	135	135	135	135
Misc Recurring Save(\$K):	0	0	0	0	0	0
One-Time IT Costs (\$K):	0	0	0	0	0	0
Construction Schedule(%):	0%	100%	0%	0%	0%	0%
Shutdown Schedule (%):	0%	100%	0%	0%	0%	0%
Misn Milcon Avoidnc(\$K):	0	0	0	0	0	0
Procurement Avoidnc(\$K):	0	0	0	0	0	0
MTF Closure Action:	None Fac ShDn(KSF):		0		FH ShDn:	0.000%

INPUT SCREEN SEVEN - BASE MILITARY CONSTRUCTION INFORMATION

Name: AFRC Stewart (NEW)	FAC	UM	New MilCon	Rehab MilCon	TotCost(\$K)	FPG Con CF	FPG Sust CF
	-----	-----	-----	-----	-----	-----	-----
	1714	SF	92,715	0 Default	0	137.77	4.15

STANDARD FACTORS SCREEN ONE - PERSONNEL

SF File Descrip:			
Perc Officers Accompanied:	72.00%	Priority Placement Program:	39.97%
Perc Enlisted Accompanied:	55.00%	PPP Actions Involving PCS:	50.70%
Officer Salary(\$/Year):	124,971.93	Civilian PCS Costs (\$):	35,496.00
Enlisted Salary(\$/Year):	82,399.09	Home Sale Reimburse Rate:	10.00%
Civilian Salary(\$/Year):	59,959.18	Max Home Sale Reimburs(\$):	50,000.00
Avg Unemploy Cost(\$/Week):	272.90	Home Purch Reimburse Rate:	5.00%
Unemployment Eligibility(Weeks):	16	Max Home Purch Reimburs(\$):	25,000.00
Civilians Not Willing To Move:	6.00%	Civilian Homeowning Rate:	68.40%
Civilian Turnover Rate:	9.16%	HAP Home Value Reimburse Rate:	13.46%
Civilian Early Retire Rate:	8.10%	HAP Homeowner Receiving Rate:	18.44%
Civilian Regular Retire Rate:	1.67%	RSE Home Value Reimburse Rate:	0.00%
Civilian RIF Pay Factor:	86.32%	RSE Homeowner Receiving Rate:	0.00%
Civ Early Retire Pay Factor:	18.03%		

Department : Army  
 Scenario File : J:\RECOMMENDATION DEVELOPMENT\REVIEW FINAL\Completed\Sent to OSD\USA-0242v2 RC Transformation in New York\USA-0242v2 RC Transformation in New York-Criterion 5-COBRA\Criterion 5-COBRA Stewart Army Sub-Post, NY\AFRC Stewart Army Sub Post, NY.CBR  
 Option Pkg Name: AFRC Stewart Army Sub Post  
 Std Fctrs File : D:\COBRA 6.10\Army COBRA 6.10\BRAC2005.SFF

STANDARD FACTORS SCREEN TWO - FACILITIES

	Army	Navy	Air Force	Marines
Service Sustainment Rate	87.00%	93.00%	92.00%	97.00%
Unit Cost Adjustment (BOS)	10332.00	8879.00	3032.00	3904.00
Program Management Factor:	10.00	MilCon Site Prep Cost (\$/SF):	0.74	
Mothball (Close) (\$/SF):	0.18	MilCon Contingency Plan Rate:	5.00%	
Mothball (Deac/Realn) (\$/SF):	0.45	MilCon Design Rate (Medical):	13.00%	
Rehab vs. MilCon (Default):	47.00%	MilCon Design Rate (Other):	9.00%	
Rehab vs. MilCon (Red):	64.00%	MilCon SIOH Rate:	6.00%	
Rehab vs. MilCon (Amber):	29.00%	Discount Rate for NPV/Payback:	2.80%	

STANDARD FACTORS SCREEN THREE - TRANSPORTATION

Material/Assigned Mil (Lb):	710	Storage-In-Transit (\$/Pers):	373.76
HHG Per Off Accomp (Lb):	15,290.00	POV Reimburse(\$/Mile):	0.20
HHG Per Enl Accomp (Lb):	9,204.00	Air Transport (\$/Pass Mile):	0.20
HHG Per Off Unaccomp (Lb):	13,712.00	IT Connect (\$/Person):	200.00
HHG Per Enl Unaccomp (Lb):	6,960.00	Misc Exp(\$/Direct Employee):	1,000.00
HHG Per Civilian (Lb):	18,000.00	Avg Mil Tour Length (Months):	30.02
Total HHG Cost (\$/100Lb):	8.78	One-Time Off PCS Cost(\$):	10,477.58
Equip Pack & Crate(\$/Ton):	180.67	One-Time Enl PCS Cost(\$):	3,998.52

COBRA INPUT DATA REPORT (COBRA v6.10) - Page 6  
Data As Of 04/22/2005 11:21:11, Report Created 05/20/2005 11:53:46 AM

Department : Army  
Scenario File : J:\RECOMMENDATION DEVELOPMENT\REVIEW FINAL\Completed\Sent to OSD\USA-0242v2 RC Transformation in New York\USA-0242v2 RC Transformation in New York-Criterion 5-COBRA\Criterion 5-COBRA Stewart Army Sub-Post, NY\AFRC Stewart Army Sub Post, NY.CBR  
Option Pkg Name: AFRC Stewart Army Sub Post  
Std Fctrs File : D:\COBRA 6.10\Army COBRA 6.10\BRAC2005.SFF

FOOTNOTES FOR SCREEN ONE

=====

PIMS #65 USA #0090 AFRC STEWART ARMY SUB POST, NY

Close the United States Army Reserve Center, Stewart-Newburg, New York and re-locate units to a new Armed Forces Reserve Center on Stewart Army Sub Post adjacent to Stewart Air National Guard Base, New York. The new AFRC shall have the capability to accommodate New York National Guard units from the Armory at Newburg, New York, if the State of New York decides to relocate those National Guard units.

ACF = 1.4

FOOTNOTES FOR SCREEN TWO

=====

BOTH CLOSING INSTALLATIONS ARE WITHIN FIVE MILES OF THE NEW LOCATION AT STEWART ARMY SUB POST

FOOTNOTES FOR SCREEN THREE

=====

No movement of non-unit mission equipment required. Units will relocate their equipment with organic transportation resources.

FOOTNOTES FOR SCREEN FIVE

=====

No environmental costs allocated for National Guard Facilities.

ENV MILCON REQUIRED:

\$8 K EBS closing facility - Stewart USAR  
\$5 K NEPA new construction

MISC RECURRING COSTS: BOS Non Payroll Budget Federal = \$179,905 x 75% = \$134,828

\$3854883 in utility support costs as determined by the Army utility support Tool.

FOOTNOTES FOR SCREEN SEVEN

=====

Square footage requirements: NYARNG 39,453 by 1390/91 + USAR 53,262 = 92,715 SF REQUIRED  
NOT REDUCED BY JOINT SAVINGS FACTOR

TOTAL COBRA MILITARY CONSTRUCTION ASSETS REPORT (COBRA v6.10)  
 Data As Of 04/22/2005 11:21:11, Report Created 05/20/2005 11:53:47 AM

Department : Army  
 Scenario File : J:\RECOMMENDATION DEVELOPMENT\REVIEW FINAL\Completed\Sent to OSD\USA-0242v2 RC Transformation  
 in New York\USA-0242v2 RC Transformation in New York-Criterion 5-COBRA\Criterion 5-COBRA Stewart Army Sub-Post,  
 NY\AFRC Stewart Army Sub Post, NY.CBR  
 Option Pkg Name: AFRC Stewart Army Sub Post  
 Std Fctrs File : D:\COBRA 6.10\Army COBRA 6.10\BRAC2005.SFF

All values in 2005 Constant Dollars

Base Name	Total MilCon*	Milcon Cost Avoidance	Total Net Costs
-----	-----	-----	-----
Newburgh ARNG	0	0	0
Stewart USAR	0	0	0
AFRC Stewart (NEW)	21,769,519	0	21,769,519
-----	-----	-----	-----
Totals:	21,769,519	0	21,769,519

\* All MilCon Costs include Design, Site Preparation, Contingency Planning, and SIOH Costs where applicable.

COBRA MILITARY CONSTRUCTION ASSETS REPORT (COBRA v6.10) - Page 2  
 Data As Of 04/22/2005 11:21:11, Report Created 05/20/2005 11:53:47 AM

Department : Army  
 Scenario File : J:\RECOMMENDATION DEVELOPMENT\REVIEW FINAL\Completed\Sent to OSD\USA-0242v2 RC Transformation in New York\USA-0242v2 RC Transformation in New York-Criterion 5-COBRA\Criterion 5-COBRA Stewart Army Sub-Post, NY\AFRC Stewart Army Sub Post, NY.CBR  
 Option Pkg Name: AFRC Stewart Army Sub Post  
 Std Fctrs File : D:\COBRA 6.10\Army COBRA 6.10\BRAC2005.SFF

MilCon for Base: AFRC Stewart (NEW)

All values in 2005 Constant Dollars (\$K)

FAC Title	UM	New MilCon	New Cost*	Using Rehab Rehab Type	Rehab Cost*	Total Cost*
1714 Reserve Component Training Facility	SF	92,715	21,769	0 Default	0	21,769
Total Construction Cost:						21,769
- Construction Cost Avoid:						0
Total Net Milcon Cost:						21,769

\* All MilCon Costs include Design, Site Preparation, Contingency Planning, and SIOH Costs where applicable.

COBRA NET PRESENT VALUES REPORT (COBRA v6.10)

Data As Of 04/22/2005 11:21:11, Report Created 05/20/2005 11:53:48 AM

Department : Army  
 Scenario File : J:\RECOMMENDATION DEVELOPMENT\REVIEW FINAL\Completed\Sent to OSD\USA-0242v2 RC Transformation in New York\USA-0242v2 RC Transformation in New York-Criterion 5-COBRA\Criterion 5-COBRA Stewart Army Sub-Post, NY\AFRC Stewart Army Sub Post, NY.CBR  
 Option Pkg Name: AFRC Stewart Army Sub Post  
 Std Fctrs File : D:\COBRA 6.10\Army COBRA 6.10\BRAC2005.SFF

Year	Cost(\$)	Adjusted Cost(\$)	NPV(\$)
----	-----	-----	-----
2006	1,327,994	1,309,783	1,309,783
2007	23,829,073	22,862,172	24,171,955
2008	-1,045,698	-975,941	23,196,014
2009	-1,083,183	-983,390	22,212,624
2010	-1,083,183	-956,605	21,256,019
2011	-1,083,183	-930,550	20,325,469
2012	-1,265,343	-1,057,433	19,268,036
2013	-1,265,343	-1,028,631	18,239,404
2014	-1,265,343	-1,000,614	17,238,790
2015	-1,265,343	-973,360	16,265,430
2016	-1,265,343	-946,848	15,318,581
2017	-1,265,343	-921,059	14,397,522
2018	-1,265,343	-895,972	13,501,551
2019	-1,265,343	-871,568	12,629,983
2020	-1,265,343	-847,828	11,782,154
2021	-1,265,343	-824,736	10,957,418
2022	-1,265,343	-802,272	10,155,146
2023	-1,265,343	-780,420	9,374,726
2024	-1,265,343	-759,164	8,615,562
2025	-1,265,343	-738,486	7,877,075
2026	-1,265,343	-718,372	7,158,703
2027	-1,265,343	-698,805	6,459,898
2028	-1,265,343	-679,772	5,780,126
2029	-1,265,343	-661,256	5,118,870
2030	-1,265,343	-643,246	4,475,624
2031	-1,265,343	-625,725	3,849,899
2032	-1,265,343	-608,682	3,241,216
2033	-1,265,343	-592,103	2,649,113
2034	-1,265,343	-575,976	2,073,137
2035	-1,265,343	-560,288	1,512,849
2036	-1,265,343	-545,027	967,822
2037	-1,265,343	-530,182	437,639
2038	-1,265,343	-515,741	-78,102

TOTAL COBRA ONE-TIME COST REPORT (COBRA v6.10) - Page 1/4  
 Data As Of 04/22/2005 11:21:11, Report Created 05/20/2005 11:53:47 AM

Department : Army  
 Scenario File : J:\RECOMMENDATION DEVELOPMENT\REVIEW FINAL\Completed\Sent to OSD\USA-0242v2 RC Transformation  
 in New York\USA-0242v2 RC Transformation in New York-Criterion 5-COBRA\Criterion 5-COBRA Stewart Army Sub-Post,  
 NY\AFRC Stewart Army Sub Post, NY.CBR  
 Option Pkg Name: AFRC Stewart Army Sub Post  
 Std Fctrs File : D:\COBRA 6.10\Army COBRA 6.10\BRAC2005.SFF

(All values in 2005 Constant Dollars)

Category	Cost	Sub-Total
-----	----	-----
Construction		
Military Construction	21,769,519	
Total - Construction		21,769,519
Personnel		
Civilian RIF	0	
Civilian Early Retirement	0	
Eliminated Military PCS	0	
Unemployment	0	
Total - Personnel		0
Overhead		
Program Management Cost	0	
Support Contract Termination	0	
Mothball / Shutdown	37,485	
Total - Overhead		37,485
Moving		
Civilian Moving	0	
Civilian PPP	0	
Military Moving	0	
Freight	0	
Information Technologies	0	
One-Time Moving Costs	0	
Total - Moving		0
Other		
HAP / RSE	0	
Environmental Mitigation Costs	13,000	
Mission Contract Startup and Termination	0	
One-Time Unique Costs	3,854,880	
Total - Other		3,867,880
-----		
Total One-Time Costs		25,674,884
-----		
One-Time Savings		
Military Construction Cost Avoidances	0	
Military Moving	0	
One-Time Moving Savings	0	
Environmental Mitigation Savings	0	
One-Time Unique Savings	0	
-----		
Total One-Time Savings		0
-----		
Total Net One-Time Costs		25,674,884

COBRA ONE-TIME COST REPORT (COBRA v6.10) - Page 2/4  
 Data As Of 04/22/2005 11:21:11, Report Created 05/20/2005 11:53:47 AM

Department : Army  
 Scenario File : J:\RECOMMENDATION DEVELOPMENT\REVIEW FINAL\Completed\Sent to OSD\USA-0242v2 RC Transformation in New York\USA-0242v2 RC Transformation in New York-Criterion 5-COBRA\Criterion 5-COBRA Stewart Army Sub-Post, NY\AFRC Stewart Army Sub Post, NY.CBR  
 Option Pkg Name: AFRC Stewart Army Sub Post  
 Std Fctrs File : D:\COBRA 6.10\Army COBRA 6.10\BRAC2005.SFF

Base: Newburgh ARNG, NY  
 (All values in 2005 Constant Dollars)

Category	Cost	Sub-Total
-----	----	-----
Construction		
Military Construction	0	
Total - Construction		0
Personnel		
Civilian RIF	0	
Civilian Early Retirement	0	
Eliminated Military PCS	0	
Unemployment	0	
Total - Personnel		0
Overhead		
Program Management Cost	0	
Support Contract Termination	0	
Mothball / Shutdown	14,452	
Total - Overhead		14,452
Moving		
Civilian Moving	0	
Civilian PPP	0	
Military Moving	0	
Freight	0	
Information Technologies	0	
One-Time Moving Costs	0	
Total - Moving		0
Other		
HAP / RSE	0	
Environmental Mitigation Costs	0	
Mission Contract Startup and Termination	0	
One-Time Unique Costs	0	
Total - Other		0
-----		
Total One-Time Costs		14,452
-----		
One-Time Savings		
Military Construction Cost Avoidances	0	
Military Moving	0	
One-Time Moving Savings	0	
Environmental Mitigation Savings	0	
One-Time Unique Savings	0	
-----		
Total One-Time Savings		0
-----		
Total Net One-Time Costs		14,452



COBRA ONE-TIME COST REPORT (COBRA v6.10) - Page 3/4  
 Data As Of 04/22/2005 11:21:11, Report Created 05/20/2005 11:53:48 AM

Department : Army  
 Scenario File : J:\RECOMMENDATION DEVELOPMENT\REVIEW FINAL\Completed\Sent to OSD\USA-0242v2 RC Transformation in New York\USA-0242v2 RC Transformation in New York-Criterion 5-COBRA\Criterion 5-COBRA Stewart Army Sub-Post, NY\AFRC Stewart Army Sub Post, NY.CBR  
 Option Pkg Name: AFRC Stewart Army Sub Post  
 Std Fctrs File : D:\COBRA 6.10\Army COBRA 6.10\BRAC2005.SFF

Base: Stewart USAR, NY  
 (All values in 2005 Constant Dollars)

Category	Cost	Sub-Total
-----	----	-----
Construction		
Military Construction	0	
Total - Construction		0
Personnel		
Civilian RIF	0	
Civilian Early Retirement	0	
Eliminated Military PCS	0	
Unemployment	0	
Total - Personnel		0
Overhead		
Program Management Cost	0	
Support Contract Termination	0	
Mothball / Shutdown	23,033	
Total - Overhead		23,033
Moving		
Civilian Moving	0	
Civilian PPP	0	
Military Moving	0	
Freight	0	
Information Technologies	0	
One-Time Moving Costs	0	
Total - Moving		0
Other		
HAP / RSE	0	
Environmental Mitigation Costs	8,000	
Mission Contract Startup and Termination	0	
One-Time Unique Costs	0	
Total - Other		8,000
-----		
Total One-Time Costs		31,033
-----		
One-Time Savings		
Military Construction Cost Avoidances	0	
Military Moving	0	
One-Time Moving Savings	0	
Environmental Mitigation Savings	0	
One-Time Unique Savings	0	
-----		
Total One-Time Savings		0
-----		
Total Net One-Time Costs		31,033

COBRA ONE-TIME COST REPORT (COBRA v6.10) - Page 4/4  
 Data As Of 04/22/2005 11:21:11, Report Created 05/20/2005 11:53:48 AM

Department : Army  
 Scenario File : J:\RECOMMENDATION DEVELOPMENT\REVIEW FINAL\Completed\Sent to OSD\USA-0242v2 RC Transformation  
 in New York\USA-0242v2 RC Transformation in New York-Criterion 5-COBRA\Criterion 5-COBRA Stewart Army Sub-Post,  
 NY\AFRC Stewart Army Sub Post, NY.CBR  
 Option Pkg Name: AFRC Stewart Army Sub Post  
 Std Fctrs File : D:\COBRA 6.10\Army COBRA 6.10\BRAC2005.SFF

Base: AFRC Stewart (NEW)  
 (All values in 2005 Constant Dollars)

Category	Cost	Sub-Total
-----	----	-----
Construction		
Military Construction	21,769,519	
Total - Construction		21,769,519
Personnel		
Civilian RIF	0	
Civilian Early Retirement	0	
Eliminated Military PCS	0	
Unemployment	0	
Total - Personnel		0
Overhead		
Program Management Cost	0	
Support Contract Termination	0	
Mothball / Shutdown	0	
Total - Overhead		0
Moving		
Civilian Moving	0	
Civilian PPP	0	
Military Moving	0	
Freight	0	
Information Technologies	0	
One-Time Moving Costs	0	
Total - Moving		0
Other		
HAP / RSE	0	
Environmental Mitigation Costs	5,000	
Mission Contract Startup and Termination	0	
One-Time Unique Costs	3,854,880	
Total - Other		3,859,880
-----		
Total One-Time Costs		25,629,399
-----		
One-Time Savings		
Military Construction Cost Avoidances	0	
Military Moving	0	
One-Time Moving Savings	0	
Environmental Mitigation Savings	0	
One-Time Unique Savings	0	
-----		
Total One-Time Savings		0
-----		
Total Net One-Time Costs		25,629,399

COBRA SUSTAINMENT/RECAP/BOS/HOUSING CHANGE REPORT (COBRA v6.10)  
 Data As Of 04/22/2005 11:21:11, Report Created 05/20/2005 11:53:47 AM

Department : Army  
 Scenario File : J:\RECOMMENDATION DEVELOPMENT\REVIEW FINAL\Completed\Sent to OSD\USA-0242v2 RC Transformation  
 in New York\USA-0242v2 RC Transformation in New York-Criterion 5-COBRA\Criterion 5-COBRA Stewart Army Sub-Post,  
 NY\AFRC Stewart Army Sub Post, NY.CBR  
 Option Pkg Name: AFRC Stewart Army Sub Post  
 Std Fctrs File : D:\COBRA 6.10\Army COBRA 6.10\BRAC2005.SFF

Net Change(\$K)	2006	2007	2008	2009	2010	2011	Total	Beyond
Sustain Change	0	469	-563	-563	-563	-563	-1,786	-746
Recap Change	-474	-474	-474	-474	-474	-474	-2,847	-474
BOS Change	0	0	-180	-180	-180	-180	-720	-180
Housing Change	0	0	0	0	0	0	0	0
<b>TOTAL CHANGES</b>	<b>-474</b>	<b>-6</b>	<b>-1,218</b>	<b>-1,218</b>	<b>-1,218</b>	<b>-1,218</b>	<b>-5,352</b>	<b>-1,400</b>

Net Change(\$K)	2006	2007	2008	2009	2010	2011	Total	Beyond
Sustain Change	0	0	-398	-398	-398	-398	-1,592	-468
Recap Change	-183	-183	-183	-183	-183	-183	-1,098	-183
BOS Change	0	0	0	0	0	0	0	0
Housing Change	0	0	0	0	0	0	0	0
<b>TOTAL CHANGES</b>	<b>-183</b>	<b>-183</b>	<b>-581</b>	<b>-581</b>	<b>-581</b>	<b>-581</b>	<b>-2,689</b>	<b>-651</b>

Net Change(\$K)	2006	2007	2008	2009	2010	2011	Total	Beyond
Sustain Change	0	0	-634	-634	-634	-634	-2,537	-746
Recap Change	-291	-291	-291	-291	-291	-291	-1,749	-291
BOS Change	0	0	-180	-180	-180	-180	-720	-180
Housing Change	0	0	0	0	0	0	0	0
<b>TOTAL CHANGES</b>	<b>-291</b>	<b>-291</b>	<b>-1,106</b>	<b>-1,106</b>	<b>-1,106</b>	<b>-1,106</b>	<b>-5,006</b>	<b>-1,218</b>

Net Change(\$K)	2006	2007	2008	2009	2010	2011	Total	Beyond
Sustain Change	0	469	469	469	469	469	2,343	469
Recap Change	0	0	0	0	0	0	0	0
BOS Change	0	0	0	0	0	0	0	0
Housing Change	0	0	0	0	0	0	0	0
<b>TOTAL CHANGES</b>	<b>0</b>	<b>469</b>	<b>469</b>	<b>469</b>	<b>469</b>	<b>469</b>	<b>2,343</b>	<b>469</b>

TOTAL COBRA PERSONNEL IMPACT REPORT (COBRA v6.10) - Page 1/4  
 Data As Of 04/22/2005 11:21:11, Report Created 05/20/2005 11:53:47 AM

Department : Army  
 Scenario File : J:\RECOMMENDATION DEVELOPMENT\REVIEW FINAL\Completed\Sent to OSD\USA-0242v2 RC Transformation in New York\USA-0242v2 RC Transformation in New York-Criterion 5-COBRA\Criterion 5-COBRA Stewart Army Sub-Post, NY\AFRC Stewart Army Sub Post, NY.CBR  
 Option Pkg Name: AFRC Stewart Army Sub Post  
 Std Fctrs File : D:\COBRA 6.10\Army COBRA 6.10\BRAC2005.SFF

	Rate	2006	2007	2008	2009	2010	2011	Total
	----	----	----	----	----	----	----	-----
CIVILIAN POSITIONS REALIGNING OUT		0	0	0	0	0	0	0
Early Retirement*	8.10%	0	0	0	0	0	0	0
Regular Retirement*	1.67%	0	0	0	0	0	0	0
Civilian Turnover*	9.16%	0	0	0	0	0	0	0
Civs Not Moving (RIFs)*	6.00%	0	0	0	0	0	0	0
Civilians Moving (the remainder)		0	0	0	0	0	0	0
Civilian Positions Available		0	0	0	0	0	0	0
CIVILIAN POSITIONS ELIMINATED		0	0	0	0	0	0	0
Early Retirement	8.10%	0	0	0	0	0	0	0
Regular Retirement	1.67%	0	0	0	0	0	0	0
Civilian Turnover	9.16%	0	0	0	0	0	0	0
Civs Not Moving (RIFs)*	6.00%	0	0	0	0	0	0	0
Priority Placement#	39.97%	0	0	0	0	0	0	0
Civilians Available to Move		0	0	0	0	0	0	0
Civilians Moving		0	0	0	0	0	0	0
Civilian RIFs (the remainder)		0	0	0	0	0	0	0
CIVILIAN POSITIONS REALIGNING IN		0	0	0	0	0	0	0
Civilians Moving		0	0	0	0	0	0	0
New Civilians Hired		0	0	0	0	0	0	0
Other Civilian Additions		0	0	0	0	0	0	0
TOTAL CIVILIAN EARLY RETIREMENTS		0	0	0	0	0	0	0
TOTAL CIVILIAN RIFs		0	0	0	0	0	0	0
TOTAL CIVILIAN PRIORITY PLACEMENTS#		0	0	0	0	0	0	0
TOTAL CIVILIAN NEW HIRES		0	0	0	0	0	0	0

\* Early Retirements, Regular Retirements, Civilian Turnover, and Civilians Not Willing to Move are not applicable for moves under fifty miles.

# Not all Priority Placements involve a Permanent Change of Station. The rate of PPP placements involving a PCS is 50.70%

Department : Army  
 Scenario File : J:\RECOMMENDATION DEVELOPMENT\REVIEW FINAL\Completed\Sent to OSD\USA-0242v2 RC Transformation in New York\USA-0242v2 RC Transformation in New York-Criterion 5-COBRA\Criterion 5-COBRA Stewart Army Sub-Post, NY\AFRC Stewart Army Sub Post, NY.CBR  
 Option Pkg Name: AFRC Stewart Army Sub Post  
 Std Fctrs File : D:\COBRA 6.10\Army COBRA 6.10\BRAC2005.SFF

Base: Newburgh ARNG, NY	Rate	2006	2007	2008	2009	2010	2011	Total
	----	----	----	----	----	----	----	-----
CIVILIAN POSITIONS REALIGNING OUT		0	0	0	0	0	0	0
Early Retirement*	8.10%	0	0	0	0	0	0	0
Regular Retirement*	1.67%	0	0	0	0	0	0	0
Civilian Turnover*	9.16%	0	0	0	0	0	0	0
Civs Not Moving (RIFs)*	6.00%	0	0	0	0	0	0	0
Civilians Moving (the remainder)		0	0	0	0	0	0	0
Civilian Positions Available		0	0	0	0	0	0	0
CIVILIAN POSITIONS ELIMINATED		0	0	0	0	0	0	0
Early Retirement	8.10%	0	0	0	0	0	0	0
Regular Retirement	1.67%	0	0	0	0	0	0	0
Civilian Turnover	9.16%	0	0	0	0	0	0	0
Civs Not Moving (RIFs)*	6.00%	0	0	0	0	0	0	0
Priority Placement#	39.97%	0	0	0	0	0	0	0
Civilians Available to Move		0	0	0	0	0	0	0
Civilians Moving		0	0	0	0	0	0	0
Civilian RIFs (the remainder)		0	0	0	0	0	0	0
CIVILIAN POSITIONS REALIGNING IN		0	0	0	0	0	0	0
Civilians Moving		0	0	0	0	0	0	0
New Civilians Hired		0	0	0	0	0	0	0
Other Civilian Additions		0	0	0	0	0	0	0
TOTAL CIVILIAN EARLY RETIRMENTS		0	0	0	0	0	0	0
TOTAL CIVILIAN RIFS		0	0	0	0	0	0	0
TOTAL CIVILIAN PRIORITY PLACEMENTS#		0	0	0	0	0	0	0
TOTAL CIVILIAN NEW HIRES		0	0	0	0	0	0	0

\* Early Retirements, Regular Retirements, Civilian Turnover, and Civilians Not Willing to Move are not applicable for moves under fifty miles.

# Not all Priority Placements involve a Permanent Change of Station. The rate of PPP placements involving a PCS is 50.70%

Department : Army  
 Scenario File : J:\RECOMMENDATION DEVELOPMENT\REVIEW FINAL\Completed\Sent to OSD\USA-0242v2 RC Transformation in New York\USA-0242v2 RC Transformation in New York-Criterion 5-COBRA\Criterion 5-COBRA Stewart Army Sub-Post, NY\AFRC Stewart Army Sub Post, NY.CBR  
 Option Pkg Name: AFRC Stewart Army Sub Post  
 Std Fctrs File : D:\COBRA 6.10\Army COBRA 6.10\BRAC2005.SFF

Base: Stewart USAR, NY	Rate	2006	2007	2008	2009	2010	2011	Total
	----	----	----	----	----	----	----	-----
CIVILIAN POSITIONS REALIGNING OUT		0	0	0	0	0	0	0
Early Retirement*	8.10%	0	0	0	0	0	0	0
Regular Retirement*	1.67%	0	0	0	0	0	0	0
Civilian Turnover*	9.16%	0	0	0	0	0	0	0
Civs Not Moving (RIFs)*	6.00%	0	0	0	0	0	0	0
Civilians Moving (the remainder)		0	0	0	0	0	0	0
Civilian Positions Available		0	0	0	0	0	0	0
CIVILIAN POSITIONS ELIMINATED		0	0	0	0	0	0	0
Early Retirement	8.10%	0	0	0	0	0	0	0
Regular Retirement	1.67%	0	0	0	0	0	0	0
Civilian Turnover	9.16%	0	0	0	0	0	0	0
Civs Not Moving (RIFs)*	6.00%	0	0	0	0	0	0	0
Priority Placement#	39.97%	0	0	0	0	0	0	0
Civilians Available to Move		0	0	0	0	0	0	0
Civilians Moving		0	0	0	0	0	0	0
Civilian RIFs (the remainder)		0	0	0	0	0	0	0
CIVILIAN POSITIONS REALIGNING IN		0	0	0	0	0	0	0
Civilians Moving		0	0	0	0	0	0	0
New Civilians Hired		0	0	0	0	0	0	0
Other Civilian Additions		0	0	0	0	0	0	0
TOTAL CIVILIAN EARLY RETIRMENTS		0	0	0	0	0	0	0
TOTAL CIVILIAN RIFS		0	0	0	0	0	0	0
TOTAL CIVILIAN PRIORITY PLACEMENTS#		0	0	0	0	0	0	0
TOTAL CIVILIAN NEW HIRES		0	0	0	0	0	0	0

\* Early Retirements, Regular Retirements, Civilian Turnover, and Civilians Not Willing to Move are not applicable for moves under fifty miles.

# Not all Priority Placements involve a Permanent Change of Station. The rate of PPP placements involving a PCS is 50.70%

COBRA PERSONNEL IMPACT REPORT (COBRA v6.10) - Page 4/4  
 Data As Of 04/22/2005 11:21:11, Report Created 05/20/2005 11:53:47 AM

Department : Army  
 Scenario File : J:\RECOMMENDATION DEVELOPMENT\REVIEW FINAL\Completed\Sent to OSD\USA-0242v2 RC Transformation in New York\USA-0242v2 RC Transformation in New York-Criterion 5-COBRA\Criterion 5-COBRA Stewart Army Sub-Post, NY\AFRC Stewart Army Sub Post, NY.CBR  
 Option Pkg Name: AFRC Stewart Army Sub Post  
 Std Fctrs File : D:\COBRA 6.10\Army COBRA 6.10\BRAC2005.SFF

Base: AFRC Stewart (NEW)	Rate	2006	2007	2008	2009	2010	2011	Total
	----	----	----	----	----	----	----	-----
CIVILIAN POSITIONS REALIGNING OUT		0	0	0	0	0	0	0
Early Retirement*	8.10%	0	0	0	0	0	0	0
Regular Retirement*	1.67%	0	0	0	0	0	0	0
Civilian Turnover*	9.16%	0	0	0	0	0	0	0
Civs Not Moving (RIFs)*	6.00%	0	0	0	0	0	0	0
Civilians Moving (the remainder)		0	0	0	0	0	0	0
Civilian Positions Available		0	0	0	0	0	0	0
CIVILIAN POSITIONS ELIMINATED		0	0	0	0	0	0	0
Early Retirement	8.10%	0	0	0	0	0	0	0
Regular Retirement	1.67%	0	0	0	0	0	0	0
Civilian Turnover	9.16%	0	0	0	0	0	0	0
Civs Not Moving (RIFs)*	6.00%	0	0	0	0	0	0	0
Priority Placement#	39.97%	0	0	0	0	0	0	0
Civilians Available to Move		0	0	0	0	0	0	0
Civilians Moving		0	0	0	0	0	0	0
Civilian RIFs (the remainder)		0	0	0	0	0	0	0
CIVILIAN POSITIONS REALIGNING IN		0	0	0	0	0	0	0
Civilians Moving		0	0	0	0	0	0	0
New Civilians Hired		0	0	0	0	0	0	0
Other Civilian Additions		0	0	0	0	0	0	0
TOTAL CIVILIAN EARLY RETIRMENTS		0	0	0	0	0	0	0
TOTAL CIVILIAN RIFS		0	0	0	0	0	0	0
TOTAL CIVILIAN PRIORITY PLACEMENTS#		0	0	0	0	0	0	0
TOTAL CIVILIAN NEW HIRES		0	0	0	0	0	0	0

\* Early Retirements, Regular Retirements, Civilian Turnover, and Civilians Not Willing to Move are not applicable for moves under fifty miles.

# Not all Priority Placements involve a Permanent Change of Station. The rate of PPP placements involving a PCS is 50.70%

COBRA TOTAL PERSONNEL SUMMARY REPORT (COBRA v6.10)

Data As Of 04/22/2005 11:21:11, Report Created 05/20/2005 11:53:46 AM

Department : Army  
 Scenario File : J:\RECOMMENDATION DEVELOPMENT\REVIEW FINAL\Completed\Sent to OSD\USA-0242v2 RC Transformation in New York\USA-0242v2 RC Transformation in New York-Criterion 5-COBRA\Criterion 5-COBRA Stewart Army Sub-Post, NY\AFRC Stewart Army Sub Post, NY.CBR  
 Option Pkg Name: AFRC Stewart Army Sub Post  
 Std Fctrs File : D:\COBRA 6.10\Army COBRA 6.10\BRAC2005.SFF

TOTAL SCENARIO POPULATION (FY 2005, Prior to BRAC Action):

Officers	Enlisted	Students	Civilians
0	0	0	0

TOTAL PERSONNEL REALIGNMENTS, ENTIRE SCENARIO):

	2006	2007	2008	2009	2010	2011	Total
Officers	0	0	0	0	0	0	0
Enlisted	0	0	0	0	0	0	0
Students	0	0	0	0	0	0	0
Civilians	0	0	0	0	0	0	0
TOTAL	0	0	0	0	0	0	0

TOTAL SCENARIO POSITION CHANGES, ENTIRE SCENARIO:

	2006	2007	2008	2009	2010	2011	Total
Officers	0	0	0	0	0	0	0
Enlisted	0	0	0	0	0	0	0
Civilians	0	0	0	0	0	0	0
TOTAL	0	0	0	0	0	0	0

TOTAL SCENARIO POPULATION (After BRAC Action):

Officers	Enlisted	Students	Civilians
0	0	0	0



Department : Army  
 Scenario File : J:\RECOMMENDATION DEVELOPMENT\REVIEW FINAL\Completed\Sent to OSD\USA-0242v2 RC Transformation in New York\USA-0242v2 RC Transformation in New York-Criterion 5-COBRA\Criterion 5-COBRA Stewart Army Sub-Post, NY\AFRC Stewart Army Sub Post, NY.CBR  
 Option Pkg Name: AFRC Stewart Army Sub Post  
 Std Fctrs File : D:\COBRA 6.10\Army COBRA 6.10\BRAC2005.SFF

PERSONNEL SUMMARY FOR: Newburgh ARNG, NY

BASE POPULATION (FY 2005, Prior to BRAC Action) FOR: Newburgh ARNG, NY

Officers	Enlisted	Students	Civilians
----- 0	----- 0	----- 0	----- 0

BASE POPULATION (After BRAC Action) FOR: Newburgh ARNG, NY

Officers	Enlisted	Students	Civilians
----- 0	----- 0	----- 0	----- 0

PERSONNEL SUMMARY FOR: Stewart USAR, NY

BASE POPULATION (FY 2005, Prior to BRAC Action) FOR: Stewart USAR, NY

Officers	Enlisted	Students	Civilians
----- 0	----- 0	----- 0	----- 0

BASE POPULATION (After BRAC Action) FOR: Stewart USAR, NY

Officers	Enlisted	Students	Civilians
----- 0	----- 0	----- 0	----- 0

PERSONNEL SUMMARY FOR: AFRC Stewart (NEW)

BASE POPULATION (FY 2005, Prior to BRAC Action) FOR: AFRC Stewart (NEW)

Officers	Enlisted	Students	Civilians
----- 0	----- 0	----- 0	----- 0

BASE POPULATION (After BRAC Action) FOR: AFRC Stewart (NEW)

Officers	Enlisted	Students	Civilians
----- 0	----- 0	----- 0	----- 0



# Economic Impact Report

This report depicts the economic impact of the following Scenarios:

USA-0242: RC Trans in NY

The data in this report is rolled up by Action

ECONOMIC IMPACT DATA

**Scenario:** RC Trans in NY  
**Economic Region of Influence(ROI):** Nassau-Suffolk, NY Metropolitan Division  
**Base:** AMITYVILLE AFRC  
**Action:** TAA Amityville

**Overall Economic Impact of Proposed BRAC-05 Action:**

ROI Population (2002): 2,794,992  
 ROI Employment (2002): 1,530,568  
 Authorized Manpower (2005): 144  
 Authorized Manpower(2005) / ROI Employment(2002): 0.01%  
 Total Estimated Job Change: -37  
 Total Estimated Job Change / ROI Employment(2002): -0%

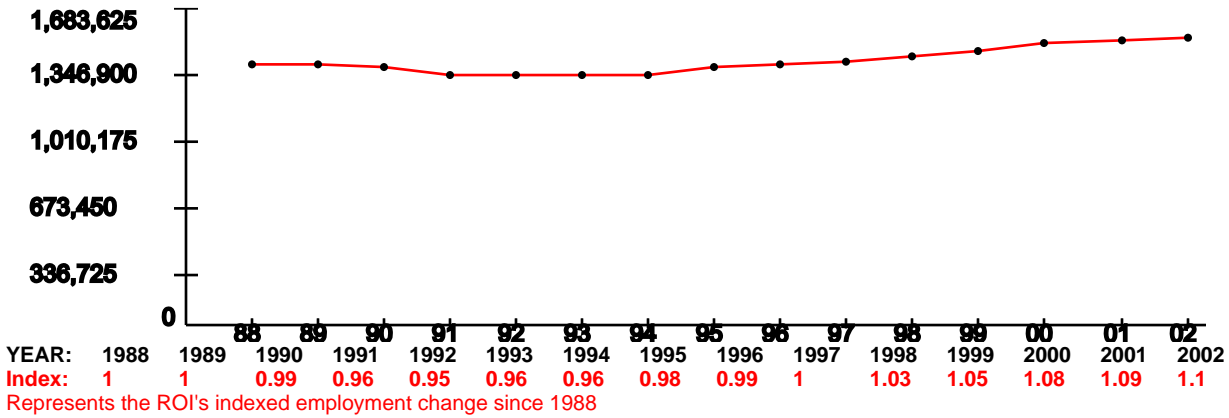
**Cumulative Job Change (Gain/Loss) Over Time:**



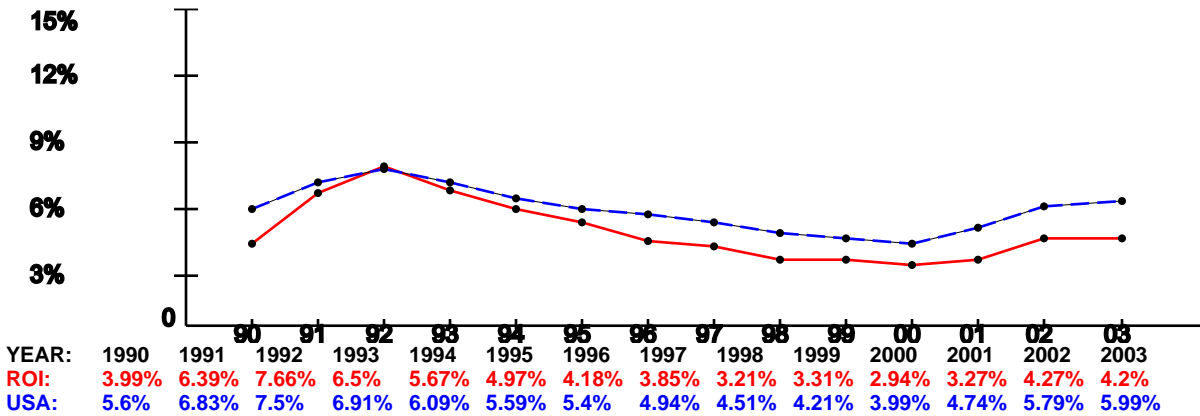
YEAR:	2006	2007	2008	2009	2010	2011
<b>Direct Military:</b>	0	-24	0	0	0	0
<b>Direct Civilian:</b>	0	-4	0	0	0	0
<b>Direct Student:</b>	0	0	0	0	0	0
<b>Direct Contractor:</b>	0	0	0	0	0	0
<b>Cumulative Direct:</b>	0	-28	-28	-28	-28	-28
<b>Cum Indir/Induc:</b>	0	-9	-9	-9	-9	-9
<b>Cumulative Total:</b>	0	-37	-37	-37	-37	-37

Nassau-Suffolk, NY Metropolitan Division Trend Data

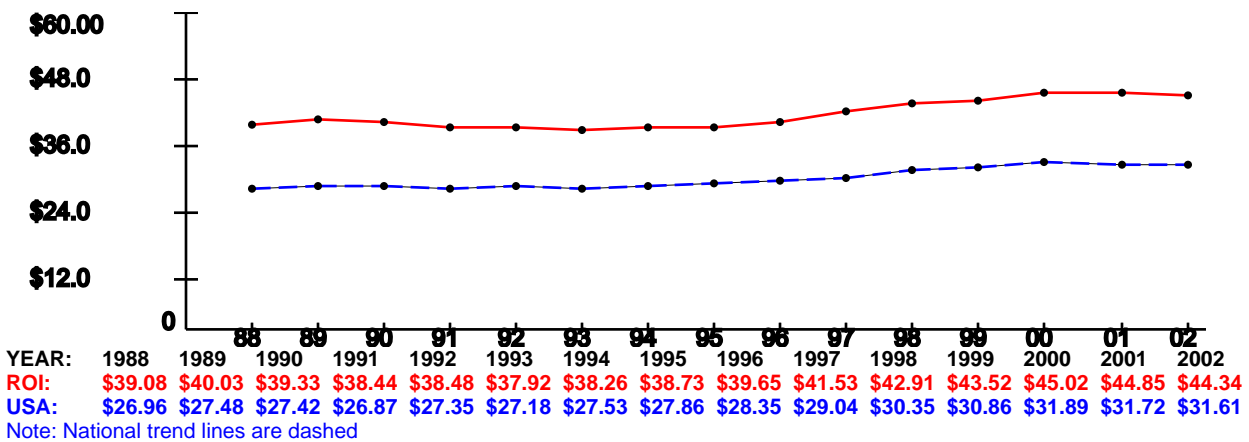
**Employment Trend (1988-2002)**



**Unemployment Percentage Trend (1990-2003)**



**Per Capita Income x \$1,000 (1988-2002)**



ECONOMIC IMPACT DATA

**Scenario:** RC Trans in NY  
**Economic Region of Influence(ROI):** Buffalo-Niagara Falls, NY Metropolitan Statistical Area  
**Base:** NIAGARA FALLS AFRC/AMSA 76 (G)  
**Action:** TAA Niagara Falls

**Overall Economic Impact of Proposed BRAC-05 Action:**

ROI Population (2002): 1,161,024  
 ROI Employment (2002): 643,318  
 Authorized Manpower (2005): 396  
 Authorized Manpower(2005) / ROI Employment(2002): 0.06%  
 Total Estimated Job Change: -1  
 Total Estimated Job Change / ROI Employment(2002): -0%

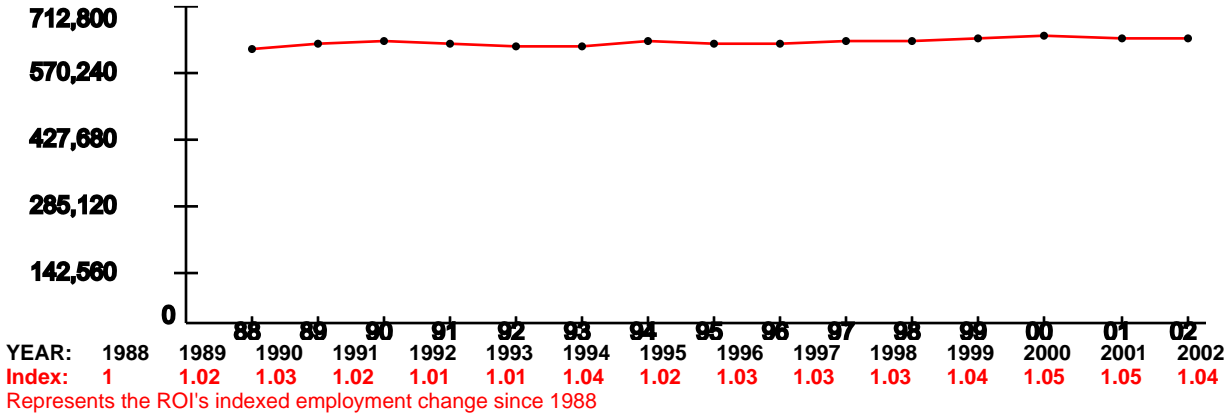
**Cumulative Job Change (Gain/Loss) Over Time:**



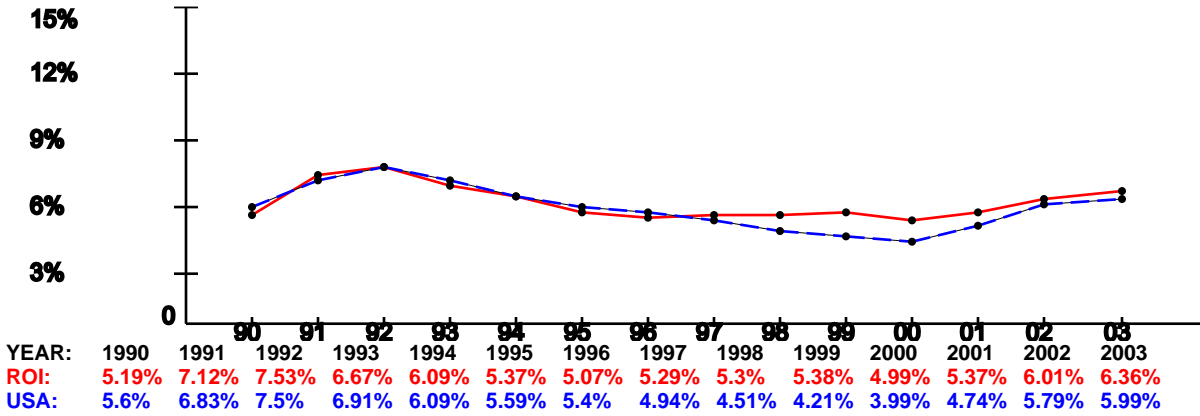
YEAR:	2006	2007	2008	2009	2010	2011
<b>Direct Military:</b>	0	-1	0	0	0	0
<b>Direct Civilian:</b>	0	0	0	0	0	0
<b>Direct Student:</b>	0	0	0	0	0	0
<b>Direct Contractor:</b>	0	0	0	0	0	0
<b>Cumulative Direct:</b>	<b>0</b>	<b>-1</b>	<b>-1</b>	<b>-1</b>	<b>-1</b>	<b>-1</b>
<b>Cum Indir/Induc:</b>	<b>0</b>	<b>0</b>	<b>0</b>	<b>0</b>	<b>0</b>	<b>0</b>
<b>Cumulative Total:</b>	<b>0</b>	<b>-1</b>	<b>-1</b>	<b>-1</b>	<b>-1</b>	<b>-1</b>

Buffalo-Niagara Falls, NY Metropolitan Statistical Area Trend Data

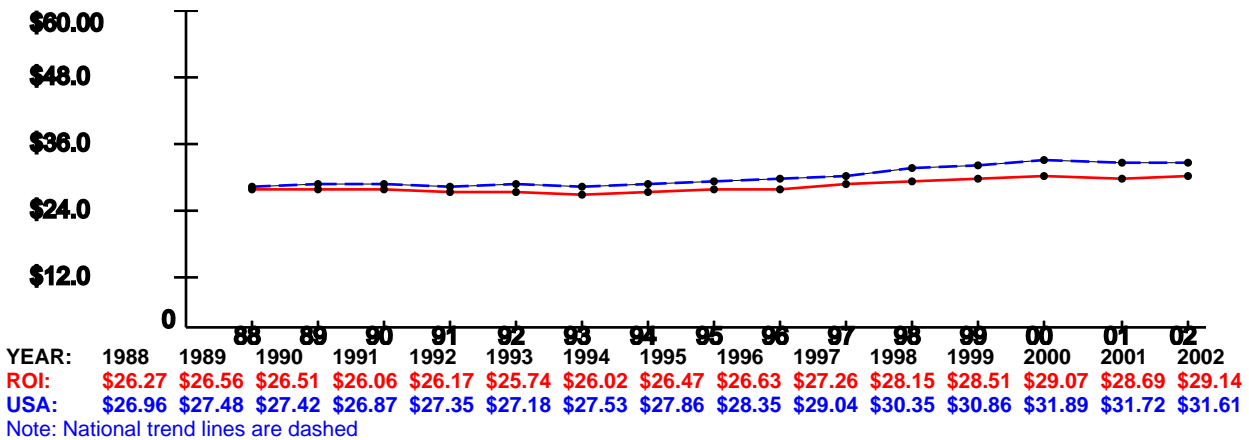
**Employment Trend (1988-2002)**



**Unemployment Percentage Trend (1990-2003)**



**Per Capita Income x \$1,000 (1988-2002)**



*This document may contain information protected from disclosure by public law, regulations or orders.*

## **NAVCRUITDIST\_EAST\_MEADOW\_NY, NY** (Proxy for AFRC Farmingdale, USARC Amityville, USARC Uniondale, Bayshore Armory, Freeport Armory, Huntington Armory, Patchogue Armory, and Riverhead Armory)

### **Demographics**

The following tables provide a short description of the area near the installation/activity. NAVCRUITDIST\_EAST\_MEADOW\_NY is 3 miles from Hempstead, NY, the nearest city with a population of 100,000 or more. The nearest metropolitan statistical area (MSA) is

MSA	Population
Nassau-Suffolk, NY PMSA	2,753,913

The following entities comprise the military housing area (MHA):

County/City	Population
Nassau	1334544
Suffolk	1419369
Total	2,753,913

### **Child Care**

This attribute captures the number of nationally accredited child-care centers within the local community: 23

### **Cost of Living**

Cost of Living provides a relative measure of cost of living in the local community. General Schedule (GS) Locality pay provides a relative scale to compare local salaries with government salaries and Basic Allowance for Housing (BAH) is an indicator of the local rental market. In-state tuition is an indicator of the support provided by the state for active duty family members to participate in higher-level education opportunities. For median household income and house value, the basis of the data (either MSA or number of counties in the MHA or the county of the installation) is indicated.

Median Household Income	(US Avg \$41,994)	\$68,351	Basis: MSA
Median House Value	(US Avg \$119,600)	\$214,600	
GS Locality Pay	("Rest of US" 10.9%)	19.3%	
O-3 with Dependents BAH Rate		\$2,348	
In-state Tuition for Family Member		Yes	
In-state Tuition Continues if Member PCSs Out of State		No	



*This document may contain information protected from disclosure by public law, regulations or orders.*

## Education

This attribute defines the population in local school districts and identifies capacity. The pupil/teacher ratio, graduation rate, and composite SAT I/ACT scores provide a relative quality indicator of education. This attribute also attempts to give communities credit for the potential intellectual capital they provide.

NOTE: “MFR”--means a Memorandum For Record is on file at the installation/activity/agency to document problems in obtaining the required information. Reasons for not being able to obtain information may be that the school district refused to provide the information or the school district does not use or track the information. For each entry, the number of school districts for which data are available of the total number of school districts reported, and the number of MFRs is indicated.

		Basis
School District(s) Capacity	827	38 of 38 districts
Students Enrolled	50,411	38 of 38 districts
Average Pupil/Teacher Ratio	11.1:1	38 of 38 districts
High School Students Enrolled	49,364	38 of 38 districts
Average High School Graduation Rate (US Avg 67.3%)	70.4%	38 of 38 districts
Average Composite SAT I Score (US Avg 1026)	1063	1 of 38 districts, 37 MFRs
Average ACT Score (US Avg 20.8)		0 of 38 districts, 38 MFRs
Available Graduate/PhD Programs	4	
Available Colleges and/or Universities	5	
Available Vocational and/or Technical Schools	2	

## Employment

Unemployment and job growth rates provide an indicator of job availability in the local community. National rates from the Bureau of Labor Statistics are also provided. For each entry, the basis of the data (either MSA or number of counties in the MHA or the county of the installation) is indicated.

The unemployment rates for the last five years:

	1999	2000	2001	2002	2003
Local Data	3.3%	3.0%	3.3%	4.3%	4.2%
National	4.2%	4.0%	4.7%	5.8%	6.0%
Basis:	MSA	MSA	MSA	MSA	MSA

*This document may contain information protected from disclosure by public law, regulations or orders.*

The annual job growth rate for the last five-years:

	1999	2000	2001	2002	2003
Local Data	.6%	-.2%	.0%	2.4%	.7%
National	1.5%	2.4%	.03%	-.31%	.86%
Basis:	MSA	MSA	MSA	MSA	MSA

## Housing

This attribute provides an indication of availability of housing, both sales and rental, in the local community. Note: According to the 2000 Census, Vacant Sale and Vacant Rental Units do not equal total Vacant Housing Units. Vacant housing units may also include units that are vacant but not on the market for sale or rent. For each entry, the basis of the data (either MSA or number of counties in the MHA or the county of the installation) is indicated.

Total Vacant Housing Units	63,788	Basis: MSA
Vacant Sale Units	6,296	
Vacant Rental Units	5,312	

## Medical Providers

This attribute provides an indicator of availability of medical care for military and DoD civilians in the local community. The table reflects the raw number of physicians/beds and ratio of physicians/beds to population. The basis of the data (either MSA or number of counties in the MHA or the county of the installation) is indicated.

	# Physicians	# Beds	Population	
Local Community	10,877	8,443	2,753,913	Basis: MSA
Ratio	1:253	1:326		
National Ratio (2003)	1:421.2	1:373.7		

## Safety/Crime

The local community's Uniform Crime Reports (UCR) Index for 2002 per 100,000 people and the national UCR based on information from the Federal Bureau of Investigation (FBI) for 2002 is provided. The basis of the data (either MSA or state) is indicated.

Local UCR	2,803.7	Basis: state
National UCR	4,118.8	

*This document may contain information protected from disclosure by public law, regulations or orders.*

## **Transportation**

Distance to an airport shows convenience and availability of airline transportation. Public transportation shows potential for members and DoD civilians to use it to commute to/from work under normal circumstances and for leisure.

Distance from NAVCRUITDIST\_EAST\_MEADOW\_NY to nearest commercial airport:  
16.0 miles

Is NAVCRUITDIST\_EAST\_MEADOW\_NY served by regularly scheduled public transportation? Yes

## **Utilities**

This attribute identifies a local community's water and sewer systems' ability to receive 1,000 additional people.

Does the local community's water system have the ability to meet an expanded need of an additional 1,000 people moving in the local community? Yes

Does the local community's sewer system have the ability to meet an expanded need of an additional 1,000 people moving in the local community? Yes

*This document may contain information protected from disclosure by public law, regulations or orders.*

## **Niagara Falls IAP ARS, NY** (Proxy for AFRC Niagara Falls and Niagara Falls Armory)

### **Demographics**

The following tables provide a short description of the area near the installation/activity. Niagara Falls IAP ARS is 20.5 miles from Buffalo, NY, the nearest city with a population of 100,000 or more. The nearest metropolitan statistical area (MSA) is

MSA	Population
Buffalo-Niagara Falls, NY MSA	1,170,111

The following entities comprise the military housing area (MHA):

County/City	Population
Erie	950265
Niagara	219846
Total	1,170,111

### **Child Care**

This attribute captures the number of nationally accredited child-care centers within the local community: 41

### **Cost of Living**

Cost of Living provides a relative measure of cost of living in the local community. General Schedule (GS) Locality pay provides a relative scale to compare local salaries with government salaries and Basic Allowance for Housing (BAH) is an indicator of the local rental market. In-state tuition is an indicator of the support provided by the state for active duty family members to participate in higher-level education opportunities. For median household income and house value, the basis of the data (either MSA or number of counties in the MHA or the county of the installation) is indicated.

Median Household Income	(US Avg \$41,994)	\$38,488	Basis: MSA
Median House Value	(US Avg \$119,600)	\$89,100	
GS Locality Pay	("Rest of US" 10.9%)	10.9%	
O-3 with Dependents BAH Rate		\$1,218	
In-state Tuition for Family Member		Yes	
In-state Tuition Continues if Member PCSs Out of State		No	

*This document may contain information protected from disclosure by public law, regulations or orders.*

## Education

This attribute defines the population in local school districts and identifies capacity. The pupil/teacher ratio, graduation rate, and composite SAT I/ACT scores provide a relative quality indicator of education. This attribute also attempts to give communities credit for the potential intellectual capital they provide.

NOTE: “MFR”--means a Memorandum For Record is on file at the installation/activity/agency to document problems in obtaining the required information. Reasons for not being able to obtain information may be that the school district refused to provide the information or the school district does not use or track the information. For each entry, the number of school districts for which data are available of the total number of school districts reported, and the number of MFRs is indicated.

		Basis
School District(s) Capacity	57,500	12 of 12 districts
Students Enrolled	51,319	12 of 12 districts
Average Pupil/Teacher Ratio	13.1:1	12 of 12 districts
High School Students Enrolled	17,115	12 of 12 districts
Average High School Graduation Rate (US Avg 67.3%)	89.0%	12 of 12 districts
Average Composite SAT I Score (US Avg 1026)	1025	12 of 12 districts, 2 MFRs
Average ACT Score (US Avg 20.8)	22	12 of 12 districts, 2 MFRs
Available Graduate/PhD Programs	8	
Available Colleges and/or Universities	6	
Available Vocational and/or Technical Schools	2	

## Employment

Unemployment and job growth rates provide an indicator of job availability in the local community. National rates from the Bureau of Labor Statistics are also provided. For each entry, the basis of the data (either MSA or number of counties in the MHA or the county of the installation) is indicated.

The unemployment rates for the last five years:

	1999	2000	2001	2002	2003
Local Data	5.4%	4.9%	5.3%	6.0%	6.4%
National	4.2%	4.0%	4.7%	5.8%	6.0%
Basis:	MSA	MSA	MSA	MSA	MSA

**DRAFT DELIBERATIVE DOCUMENT - FOR DISCUSSION PURPOSES ONLY - NOT  
RELEASABLE UNDER FOIA**

*This document may contain information protected from disclosure by public law, regulations or orders.*

The annual job growth rate for the last five-years:

	1999	2000	2001	2002	2003
Local Data	-1.3%	-1.6%	-1.5%	2.3%	-.4%
National	1.5%	2.4%	.03%	-.31%	.86%
Basis:	MSA	MSA	MSA	MSA	MSA

## Housing

This attribute provides an indication of availability of housing, both sales and rental, in the local community. Note: According to the 2000 Census, Vacant Sale and Vacant Rental Units do not equal total Vacant Housing Units. Vacant housing units may also include units that are vacant but not on the market for sale or rent. For each entry, the basis of the data (either MSA or number of counties in the MHA or the county of the installation) is indicated.

Total Vacant Housing Units	42,864	Basis: MSA
Vacant Sale Units	6,207	
Vacant Rental Units	16,494	

## Medical Providers

This attribute provides an indicator of availability of medical care for military and DoD civilians in the local community. The table reflects the raw number of physicians/beds and ratio of physicians/beds to population. The basis of the data (either MSA or number of counties in the MHA or the county of the installation) is indicated.

	# Physicians	# Beds	Population	
Local Community	3,266	4,826	1,170,111	Basis: MSA
Ratio	1:358	1:242		
National Ratio (2003)	1:421.2	1:373.7		

## Safety/Crime

The local community's Uniform Crime Reports (UCR) Index for 2002 per 100,000 people and the national UCR based on information from the Federal Bureau of Investigation (FBI) for 2002 is provided. The basis of the data (either MSA or state) is indicated.

Local UCR	3,512.7	Basis: MSA
National UCR	4,118.8	

## Transportation

Distance to an airport shows convenience and availability of airline transportation. Public transportation shows potential for members and DoD civilians to use it to commute to/from work under normal circumstances and for leisure.

*This document may contain information protected from disclosure by public law, regulations or orders.*

Distance from Niagara Falls IAP ARS to nearest commercial airport: 26.0 miles  
Is Niagara Falls IAP ARS served by regularly scheduled public transportation? No

## **Utilities**

This attribute identifies a local community's water and sewer systems' ability to receive 1,000 additional people.

Does the local community's water system have the ability to meet an expanded need of an additional 1,000 people moving in the local community? Yes

Does the local community's sewer system have the ability to meet an expanded need of an additional 1,000 people moving in the local community? Yes

*This document may contain information protected from disclosure by public law, regulations or orders.*

## **NAVMARCORESCEN\_WORCHESTER\_MA, MA (Proxy for AFRC/CSMS Ayer, ECS #65 Ayer, Devens Armory, and Ayer Armory)**

### **Demographics**

The following tables provide a short description of the area near the installation/activity. NAVMARCORESCEN\_WORCHESTER\_MA is 46.7 miles from Boston, MA, the nearest city with a population of 100,000 or more. The nearest metropolitan statistical area (MSA) is

MSA	Population
Boston-Worcester-Lawrence-Lowell-Brockton, MA-NH NECMA	6,057,826

The following entities comprise the military housing area (MHA):

County/City	Population
Middlesex	1465396
Worcester	750963
Total	2,216,359

### **Child Care**

This attribute captures the number of nationally accredited child-care centers within the local community: 42

### **Cost of Living**

Cost of Living provides a relative measure of cost of living in the local community. General Schedule (GS) Locality pay provides a relative scale to compare local salaries with government salaries and Basic Allowance for Housing (BAH) is an indicator of the local rental market. In-state tuition is an indicator of the support provided by the state for active duty family members to participate in higher-level education opportunities. For median household income and house value, the basis of the data (either MSA or number of counties in the MHA or the county of the installation) is indicated.

Median Household Income (US Avg \$41,994)	\$52,306	Basis: MSA
Median House Value (US Avg \$119,600)	\$190,000	
GS Locality Pay ("Rest of US" 10.9%)	17.0%	
O-3 with Dependents BAH Rate	\$1,857	
In-state Tuition for Family Member	No	
In-state Tuition Continues if Member PCSs Out of State	No	



*This document may contain information protected from disclosure by public law, regulations or orders.*

## Education

This attribute defines the population in local school districts and identifies capacity. The pupil/teacher ratio, graduation rate, and composite SAT I/ACT scores provide a relative quality indicator of education. This attribute also attempts to give communities credit for the potential intellectual capital they provide.

NOTE: “MFR”--means a Memorandum For Record is on file at the installation/activity/agency to document problems in obtaining the required information. Reasons for not being able to obtain information may be that the school district refused to provide the information or the school district does not use or track the information. For each entry, the number of school districts for which data are available of the total number of school districts reported, and the number of MFRs is indicated.

		Basis
School District(s) Capacity	26,100	1 of 1 district
Students Enrolled	25,055	1 of 1 district
Average Pupil/Teacher Ratio	13.2:1	1 of 1 district
High School Students Enrolled	6,541	1 of 1 district
Average High School Graduation Rate (US Avg 67.3%)	95.4%	1 of 1 district
Average Composite SAT I Score (US Avg 1026)	1035	1 of 1 district
Average ACT Score (US Avg 20.8)		0 of 1 district, 1 MFR
Available Graduate/PhD Programs	4	
Available Colleges and/or Universities	9	
Available Vocational and/or Technical Schools	4	

## Employment

Unemployment and job growth rates provide an indicator of job availability in the local community. National rates from the Bureau of Labor Statistics are also provided. For each entry, the basis of the data (either MSA or number of counties in the MHA or the county of the installation) is indicated.

The unemployment rates for the last five years:

	1999	2000	2001	2002	2003
Local Data	3.7%	2.7%	3.9%	6.7%	6.4%
National	4.2%	4.0%	4.7%	5.8%	6.0%
Basis:	MSA	MSA	MSA	MSA	MSA

*This document may contain information protected from disclosure by public law, regulations or orders.*

The annual job growth rate for the last five-years:

	1999	2000	2001	2002	2003
Local Data	-.5%	-1.6%	2.0%	1.2%	-1.1%
National	1.5%	2.4%	.03%	-.31%	.86%
Basis:	MSA	MSA	MSA	MSA	MSA

## Housing

This attribute provides an indication of availability of housing, both sales and rental, in the local community. Note: According to the 2000 Census, Vacant Sale and Vacant Rental Units do not equal total Vacant Housing Units. Vacant housing units may also include units that are vacant but not on the market for sale or rent. For each entry, the basis of the data (either MSA or number of counties in the MHA or the county of the installation) is indicated.

Total Vacant Housing Units	103,171	Basis: MSA
Vacant Sale Units	12,534	
Vacant Rental Units	30,526	

## Medical Providers

This attribute provides an indicator of availability of medical care for military and DoD civilians in the local community. The table reflects the raw number of physicians/beds and ratio of physicians/beds to population. The basis of the data (either MSA or number of counties in the MHA or the county of the installation) is indicated.

	# Physicians	# Beds	Population	Basis: MSA
Local Community	21,875	12,720	6,057,826	
Ratio	1:277	1:476		
National Ratio (2003)	1:421.2	1:373.7		

## Safety/Crime

The local community's Uniform Crime Reports (UCR) Index for 2002 per 100,000 people and the national UCR based on information from the Federal Bureau of Investigation (FBI) for 2002 is provided. The basis of the data (either MSA or state) is indicated.

Local UCR	2,919.5	Basis: MSA
National UCR	4,118.8	

## Transportation

Distance to an airport shows convenience and availability of airline transportation. Public transportation shows potential for members and DoD civilians to use it to commute to/from work under normal circumstances and for leisure.

*This document may contain information protected from disclosure by public law, regulations or orders.*

Distance from NAVMARCORESCEN\_WORCHESTER\_MA to nearest commercial  
airport: 46.7 miles

Is NAVMARCORESCEN\_WORCHESTER\_MA served by regularly scheduled public  
transportation? Yes

## **Utilities**

This attribute identifies a local community's water and sewer systems' ability to receive  
1,000 additional people.

Does the local community's water system have the ability to meet an expanded need of  
an additional 1,000 people moving in the local community? Yes

Does the local community's sewer system have the ability to meet an expanded need of  
an additional 1,000 people moving in the local community? Yes

**Summary of Scenario Environmental Impacts for RCPAT Proposals  
- RC Sites -**

**Proposal #** 65 / USA-0090

**Title:** AFRC Stewart-Army Sub Post, NY

**Analyst** \_\_\_\_\_

**Last Update:** 04/15/05

	<i>Gaining Installation Assessment AFRC Stewart</i>	<i>Losing Installation Assessment Newburgh ARNG, NY Stewart USARC, NY</i>
<b><u>Environmental Resource Areas</u></b> Air Quality; Cultural/Archeological/Tribal Resources; Dredging; Land Use Constraints/Sensitive Resource Areas; Marine Mammals/Marine Resources/Marine Sanctuaries; Noise; Threatened & Endangered Species/Critical Habitat; Waste Management; Water Resources; Wetlands	No Impacts	No Impacts
<b><u>Compliance</u></b> (e.g., pollution prevention, air permits, etc.)	1 NEPA REC needed for AFRC Stewart	1 Basic EBS required at Stewart USARC
<b><u>Restoration</u></b> (AEDBR data, CERCLA work)		
<b><u>Waste Management</u></b> (RCRA – Haz. Waste, OB/OD areas, radiological, etc.)		
<b>COBRA Costs:</b>	1 NEPA Record of Environmental Consideration = \$5,000  Total = \$5,000	1 Basic EBS = \$8,000  Total = \$8,000

- Newburgh ARNG is state-owned, so no EBS costs are reported.

**Summary of Scenario Environmental Impacts for RCPAT Proposals  
- RC Sites -**

**Proposal #** 14 / USA-0165

**Title:** AFRC Farmingdale, NY

**Analyst** \_\_\_\_\_

**Last Update:** 04/15/05

	<i>Gaining Installation Assessment New Joint AFRC Farmingdale, NY</i>	<i>Losing Installation Assessment Bayshore NG/OMS #21, NY Freeport NG, NY Huntington Station NG, NY Patchogue NG, NY Riverhead NG, NY Amityville USARC, NY Uniondale USARC, NY</i>
<b><u>Environmental Resource Areas</u></b> Air Quality; Cultural/Archeological/Tribal Resources; Dredging; Land Use Constraints/Sensitive Resource Areas; Marine Mammals/Marine Resources/Marine Sanctuaries; Noise; Threatened & Endangered Species/Critical Habitat; Waste Management; Water Resources; Wetlands	No Impacts	No Impacts
<b><u>Compliance</u></b> (e.g., pollution prevention, air permits, etc.)	1 NEPA EA for New Joint AFRC Farmingdale, NY (due to gaining >1,000 personnel)	1 Basic EBS for Amityville USARC 1 Complex EBS for Uniondale USARC (due to losing >500 personnel)
<b><u>Restoration</u></b> (AEDBR data, CERCLA work)		
<b><u>Waste Management</u></b> (RCRA – Haz. Waste, OB/OD areas, radiological, etc.)		
<b>COBRA Costs:</b>	1 NEPA Environmental Assessment (EA) = \$100,000  TOTAL = \$100,000	1 Basic EBS = \$8,000 1 Complex EBS = \$20,000  TOTAL = \$28,000

- Bayshore NG/OMS#21, Freeport NG, Huntington Station NG, Patchogue NG and Riverhead NG are state-owned, so no EBS costs are reported.

**Summary of Scenario Environmental Impacts for RCPAT Proposals  
- RC Sites -**

**Proposal #** 67 / USA-0194

**Title:** AFRC Niagara Falls, NY

**Analyst** \_\_\_\_\_

**Last Update:** 04/15/05

	<i>Gaining Installation Assessment AFRC Niagara Falls, NY</i>	<i>Losing Installation Assessment ARNG Niagara Falls, NY</i>
<b><u>Environmental Resource Areas</u></b> Air Quality; Cultural/Archeological/Tribal Resources; Dredging; Land Use Constraints/Sensitive Resource Areas; Marine Mammals/Marine Resources/Marine Sanctuaries; Noise; Threatened & Endangered Species/Critical Habitat; Waste Management; Water Resources; Wetlands	No Impacts	No Impacts
<b><u>Compliance</u></b> (e.g., pollution prevention, air permits, etc.)	1 NEPA REC for AFRC Niagara Falls	No EBS required
<b><u>Restoration</u></b> (AEDBR data, CERCLA work)		
<b><u>Waste Management</u></b> (RCRA – Haz. Waste, OB/OD areas, radiological, etc.)		
<b>COBRA Costs:</b>	1 NEPA Record of Environmental Consideration (REC) = \$5,000  TOTAL= \$5,000	None

- ARNG Niagara Falls is state-owned, so no EBS costs are reported.

*Summary of Scenario Environmental Impacts for RCPAT Proposals*  
*- RC Sites -*