

10/8-10-93 JKS ①

SANDIA REPORT

SAND93-0700 • UC-900

Unlimited Release

Printed April 1993

Annual Report Purchasing and Materials Management Organization Sandia National Laboratories Fiscal Year 1992

R. A. Zaeh

Prepared by
Sandia National Laboratories
Albuquerque, New Mexico 87185 and Livermore, California 94550
for the United States Department of Energy
under Contract DE-AC04-76DP00789

DISTRIBUTION OF THIS DOCUMENT IS UNLIMITED

Issued by Sandia National Laboratories, operated for the United States Department of Energy by Sandia Corporation.

NOTICE: This report was prepared as an account of work sponsored by an agency of the United States Government. Neither the United States Government nor any agency thereof, nor any of their employees, nor any of their contractors, subcontractors, or their employees, makes any warranty, express or implied, or assumes any legal liability or responsibility for the accuracy, completeness, or usefulness of any information, apparatus, product, or process disclosed, or represents that its use would not infringe privately owned rights. Reference herein to any specific commercial product, process, or service by trade name, trademark, manufacturer, or otherwise, does not necessarily constitute or imply its endorsement, recommendation, or favoring by the United States Government, any agency thereof or any of their contractors or subcontractors. The views and opinions expressed herein do not necessarily state or reflect those of the United States Government, any agency thereof or any of their contractors.

Printed in the United States of America. This report has been reproduced directly from the best available copy.

Available to DOE and DOE contractors from
Office of Scientific and Technical Information
PO Box 62
Oak Ridge, TN 37831

Prices available from (615) 576-8401, FTS 626-8401

Available to the public from
National Technical Information Service
US Department of Commerce
5285 Port Royal Rd
Springfield, VA 22161

NTIS price codes
Printed copy: A08
Microfiche copy: A01

**Annual Report
Purchasing and Materials Management Organization
Sandia National Laboratories
Fiscal Year 1992**

R. A. Zaeh
Purchasing and Materials Management
Sandia National Laboratories
Albuquerque, NM 87185

Abstract

This report summarizes the purchasing and transportation activities of the Purchasing and Materials Management Organization for Fiscal Year 1992. Activities for both the New Mexico and California locations are included.

MASTER

zb

Contents

Operating Highlights for Fiscal Year 1992	7
Personnel	9
Type of Procurement	10
Small Business Procurements	11
Disadvantaged Business Procurements	12
Woman-Owned Business Procurements	13
New Mexico Commercial Business Procurements	14
Bay Area Commercial Business Procurements	15
Commitments by States and Foreign Countries	16
Transportation Activities	17
The Twenty-Five Commercial Contractors Receiving the Largest Dollar Commitments	19
Commercial Contractors Receiving Commitments of \$1,000 or Over	25
Integrated Contractor & Federal Agency Commitments of \$1,000 or Over From Sandia National Laboratories/New Mexico & California	143
Transportation Commitments of \$1,000 or Over From Sandia National Laboratories/ New Mexico & California	147

**Operating Highlights for Fiscal Year 1992
(SNL New Mexico and California)**

	<u>FY91</u>	<u>FY92</u>
Purchasing		
Number of contractors with whom Sandia did business	9,837	10,221
 Purchasing Activity (\$ in millions)		
Total business	\$587.7	\$701.9
Integrated contractor and Federal Agency business	61.7	57.1
Educational, nonprofit, and other government agency business	20.4	26.1
GSA Supply Schedule	15.9	19.9
Foreign Manufacture	—	2.6
Commercial contractor business	489.7	596.1
New Mexico business	216.8	291.0
Bay Area business	56.0	87.4
Small business	286.8	321.0
Disadvantaged business	51.1	60.7
Woman—owned business	49.1	49.4
Large business	202.8	275.1
 Freight Activity		
Tonnage—pounds (inbound/outbound)	6,035,335	9,468,431
Freight charges	\$1,442,247	\$2,012,177
 Cost Avoidance and Savings	 \$18,990,797	 \$9,001,706

Operating Highlights

Sandia/New Mexico

	<u>Purchasing Activity (\$ in millions)</u>		
	<u>FY91</u>	<u>FY92</u>	<u>Change (%)</u>
Total business	\$499.0	\$628.3	+26
Integrated contractors & Federal Agencies	48.5	45.4	-6
GSA Supply Schedule	12.9	17.6	+36
Educational/nonprofit	19.8	25.4	+28
Foreign manufacture	-	2.4	-
Other government entities	--	-	-
Commercial contractors	417.8	537.5	+29
Large business	154.4	248.5	+61
Small Business	263.4	289.0	+10

Sandia/California

	<u>Purchasing Activity (\$ in millions)</u>		
	<u>FY91</u>	<u>FY92</u>	<u>Change (%)</u>
Total business	\$88.6	\$73.6	-17
Integrated contractors & Federal Agencies	13.2	11.7	-11
GSA Supply Schedule	3.0	2.3	-23
Educational/nonprofit	0.6	0.7	+17
Foreign manufacture	-	0.2	-
Other government entities	-	-	-
Commercial contractors	71.9	58.6	-18
Large business	48.5	26.6	-45
Small Business	23.4	32.0	+37

Personnel

	<u>FY88</u>	<u>FY89</u>	<u>FY90</u>	<u>FY91</u>	<u>FY92</u>
Sandia/New Mexico Personnel					
Management (Director, Department Managers, Divisions, & Sections)	26	27	26	27	21
Buyers, Procurement Specialists, & Administrative Staff	105	91	99	95	100
Secretarial & Clerical	50	60	57	56	45
Traffic & Reservations	7	9	9	16	0
Warehouse Personnel	11	7	8	41	0
Total	199	194	199	235	166

Sandia/California Commercial Purchasing Org.

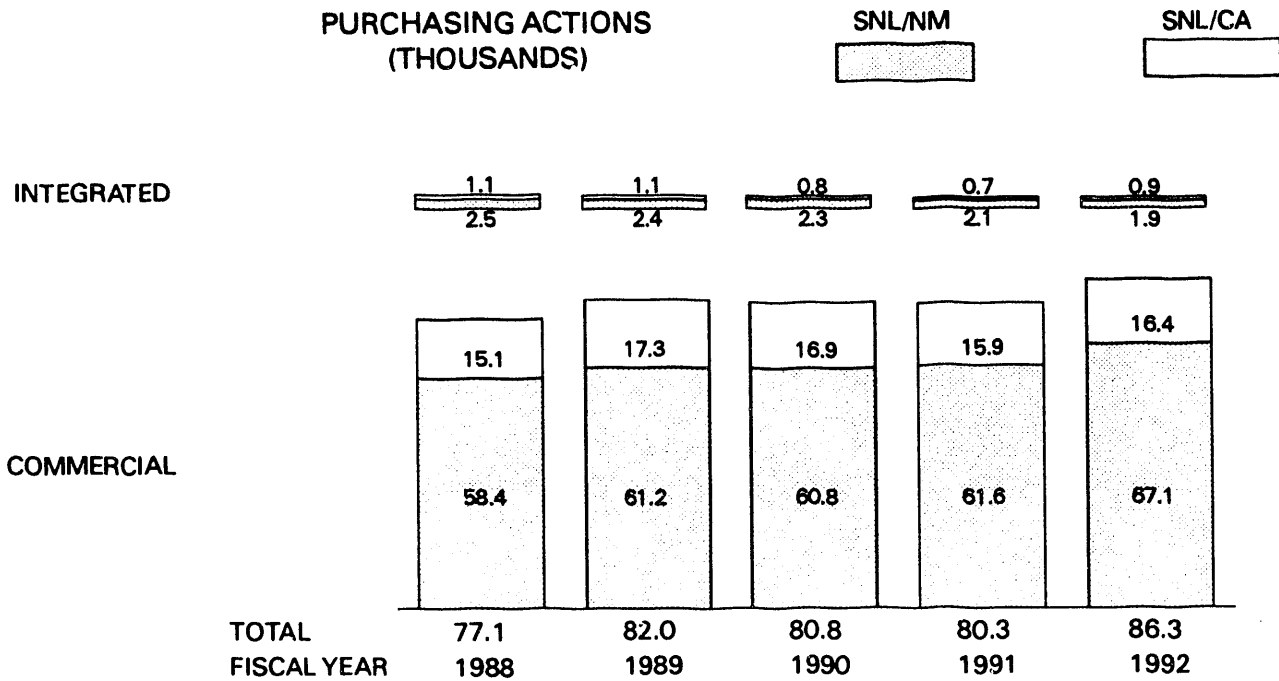
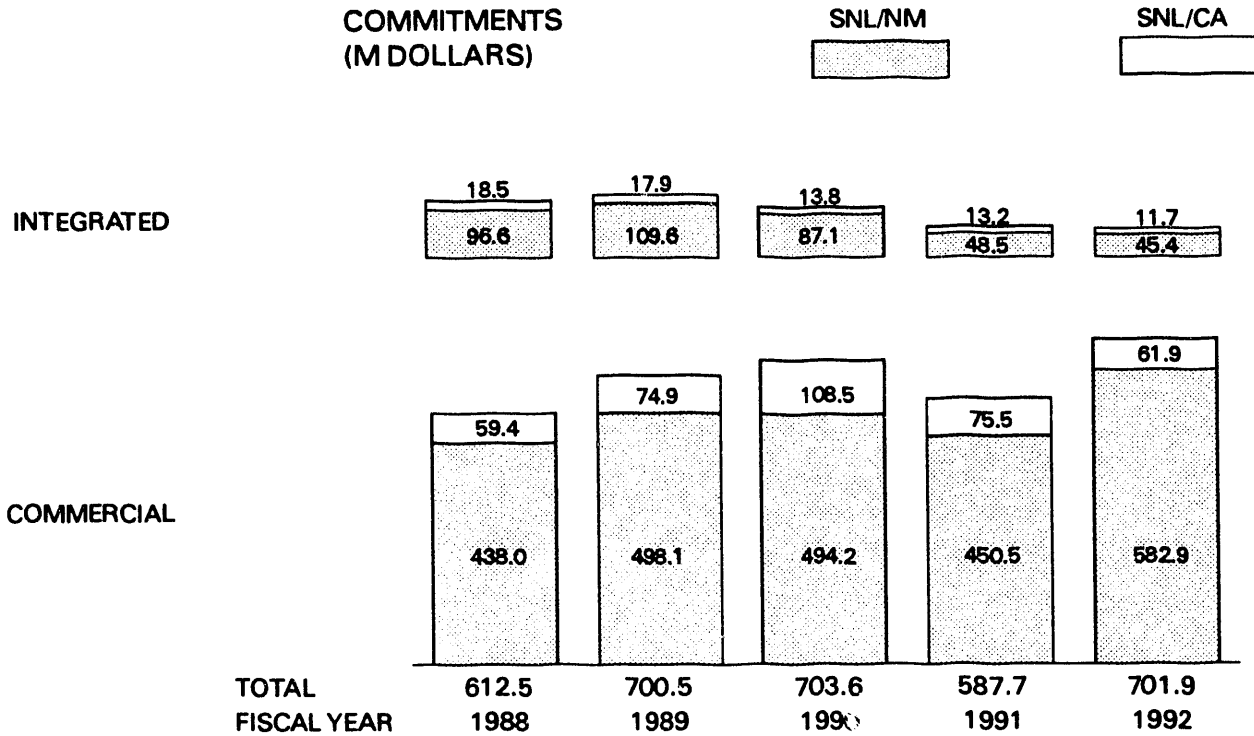
Management (Department Manager, Division, & Section)	3	3	3	2	1
Buyers, Procurement Specialists, & Administrative Staff	14	13	11	14	14
Secretarial & Clerical	5	4	4	4	4
Total	22	20	18	20	19

Sandia/California Integrated Purchasing Org.

Management (Section)	1	1	1	1	1
Buyers, Procurement Specialists, & Administrative Staff	8	7	7	6	5
Secretarial & Clerical	1	1	1	1	1
Total	10	9	9	8	7

Type of Procurement

(Sandia/New Mexico & California)



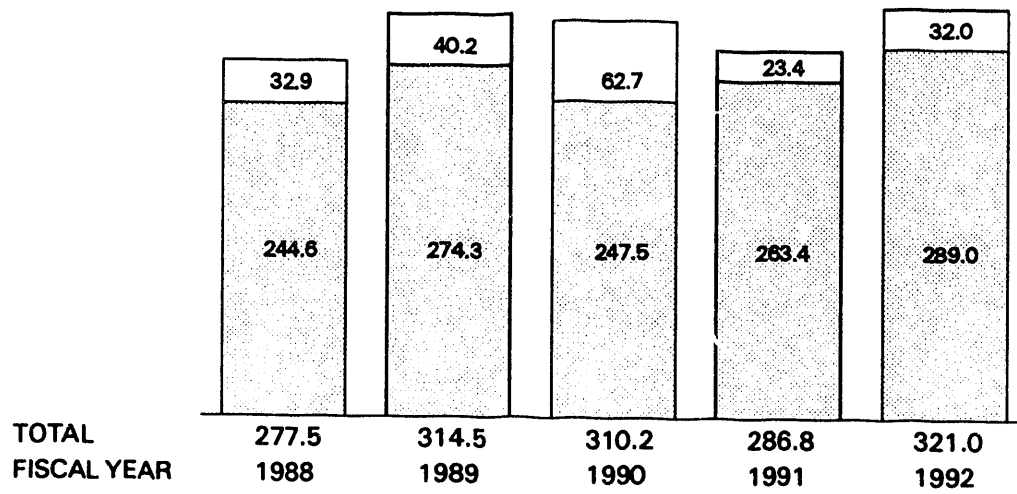
Small Business Procurements

(Sandia/New Mexico & California)

COMMITMENTS
(M DOLLARS)

SNL/NM

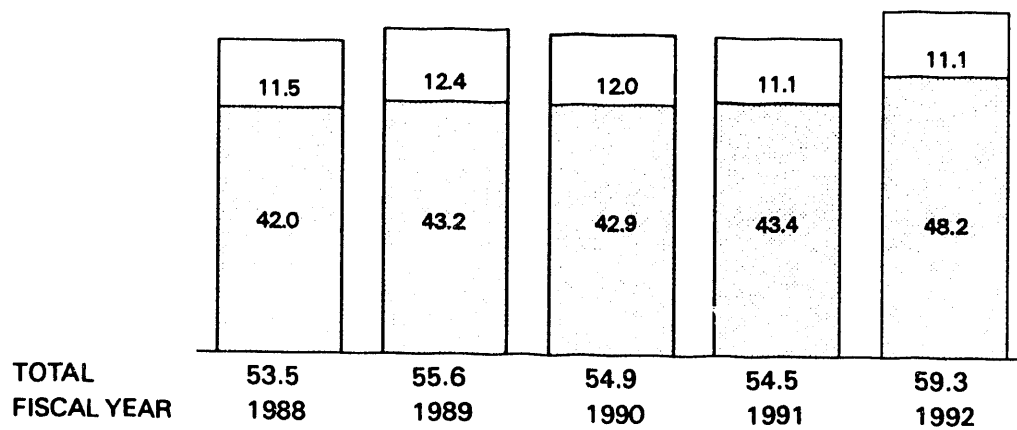
SNL/CA



PURCHASING ACTIONS
(THOUSANDS)

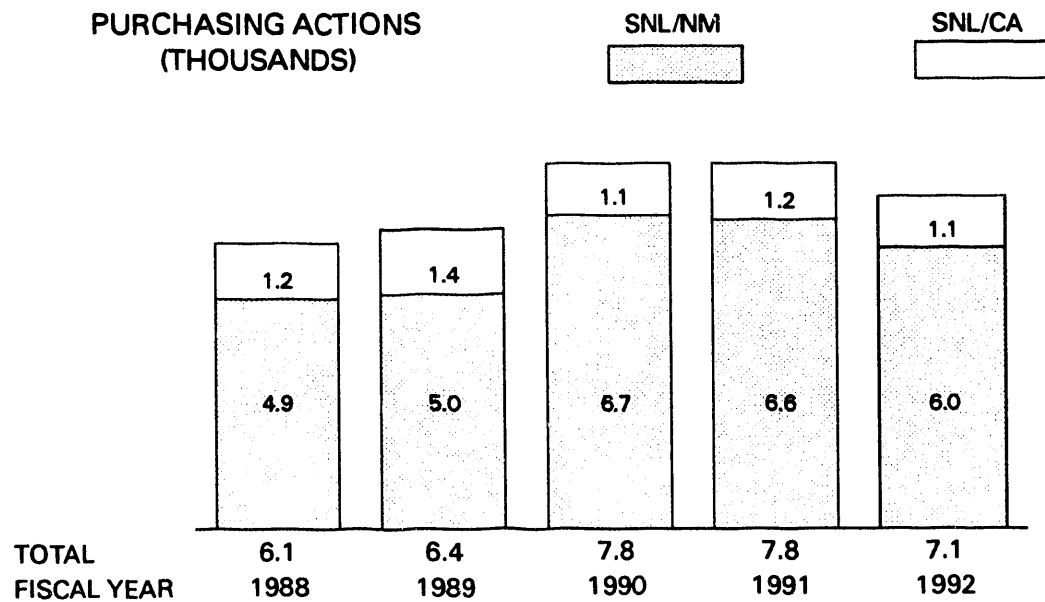
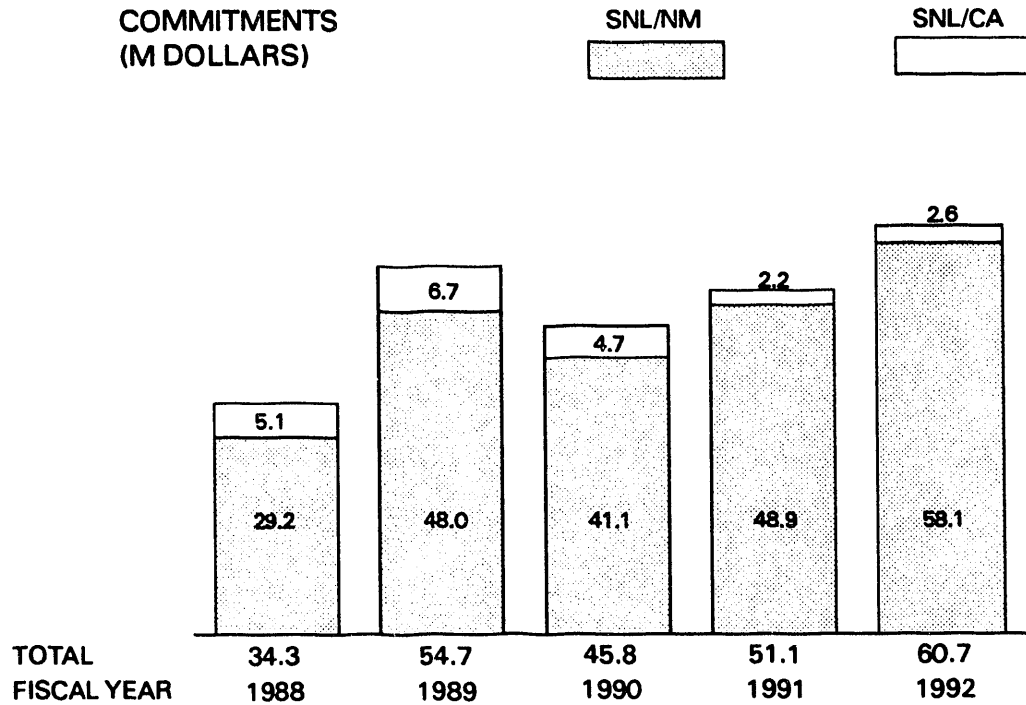
SNL/NM

SNL/CA



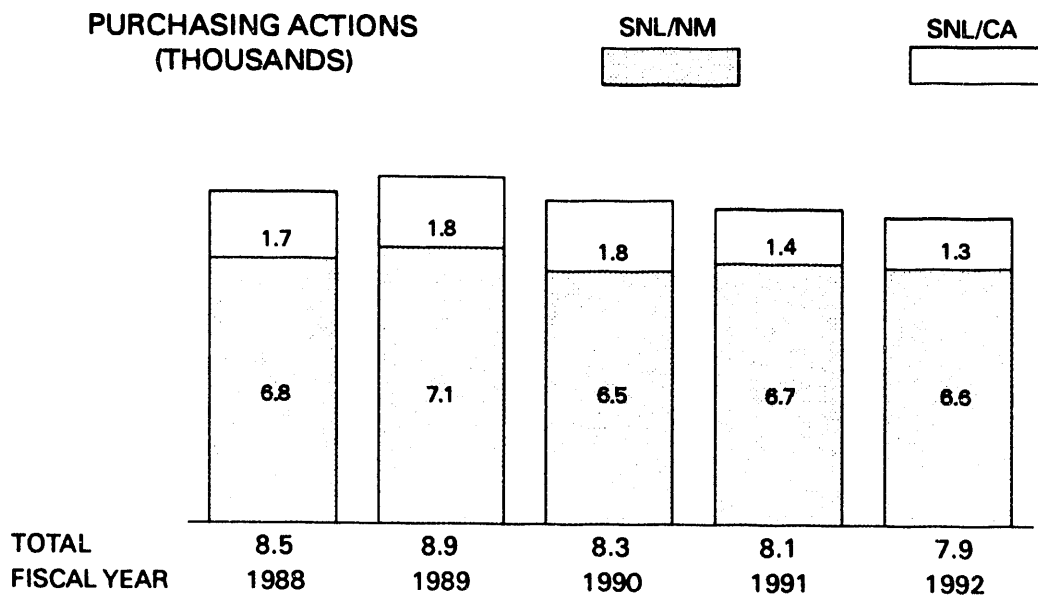
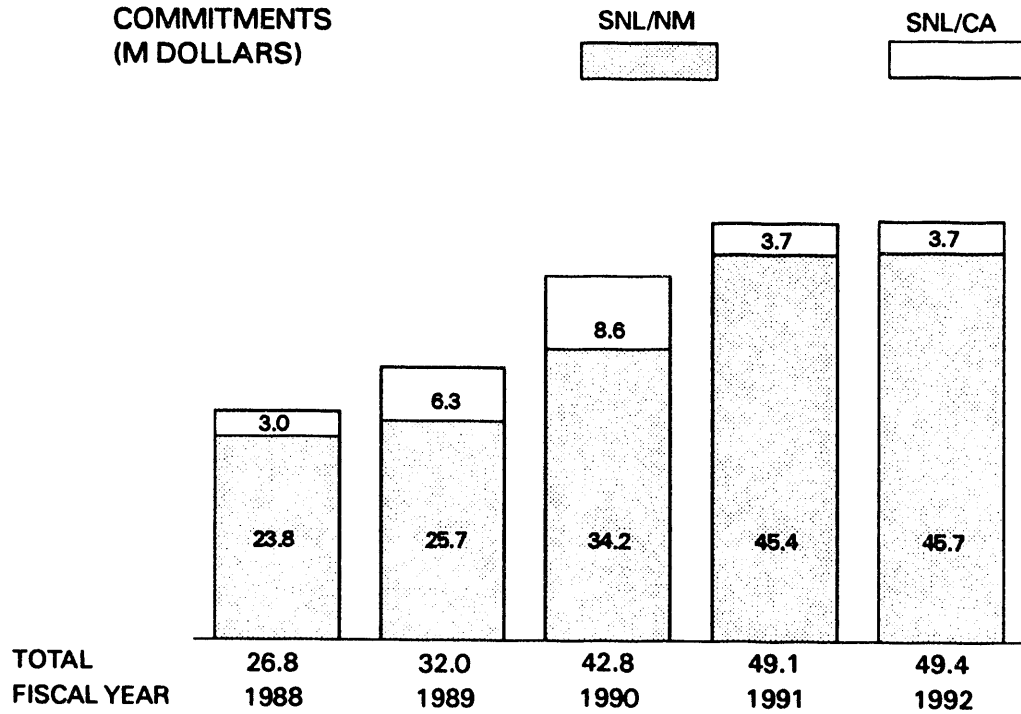
Disadvantaged Business Procurements

(Sandia/New Mexico & California)



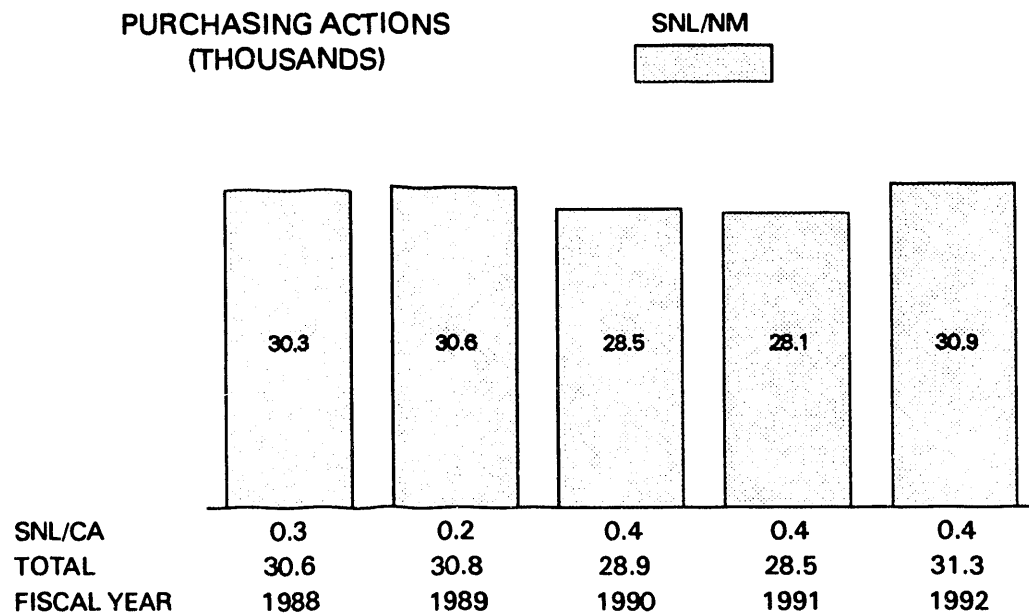
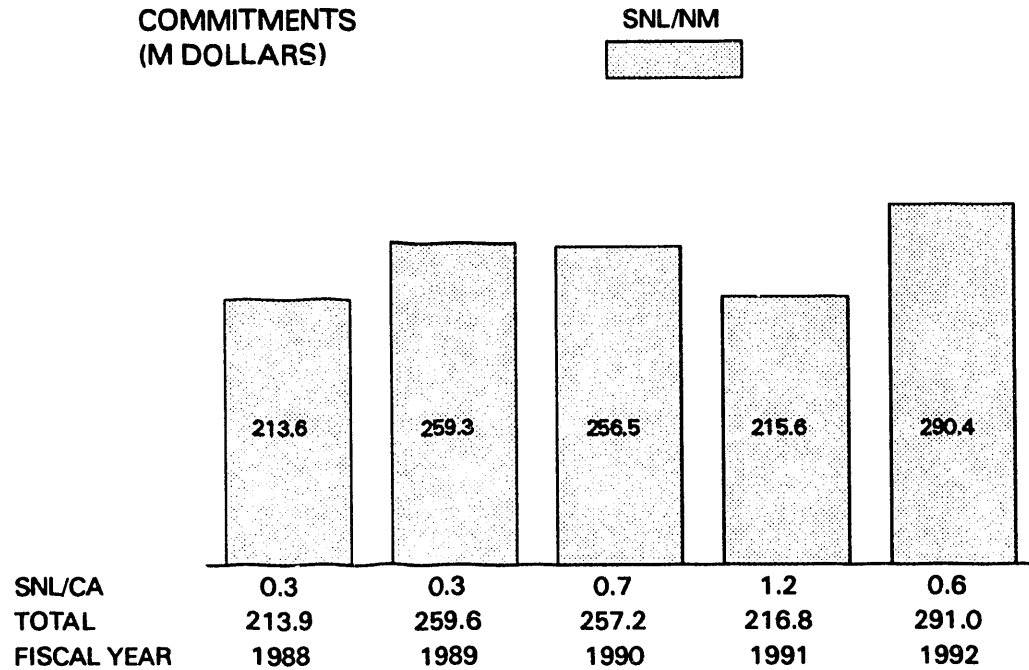
Woman-Owned Business Procurements

(Sandia/New Mexico & California)



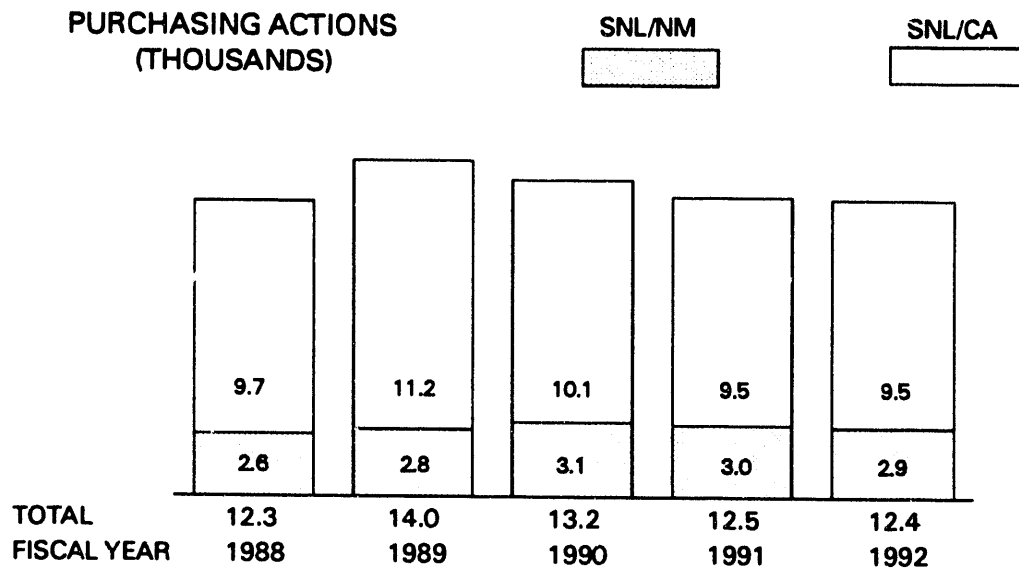
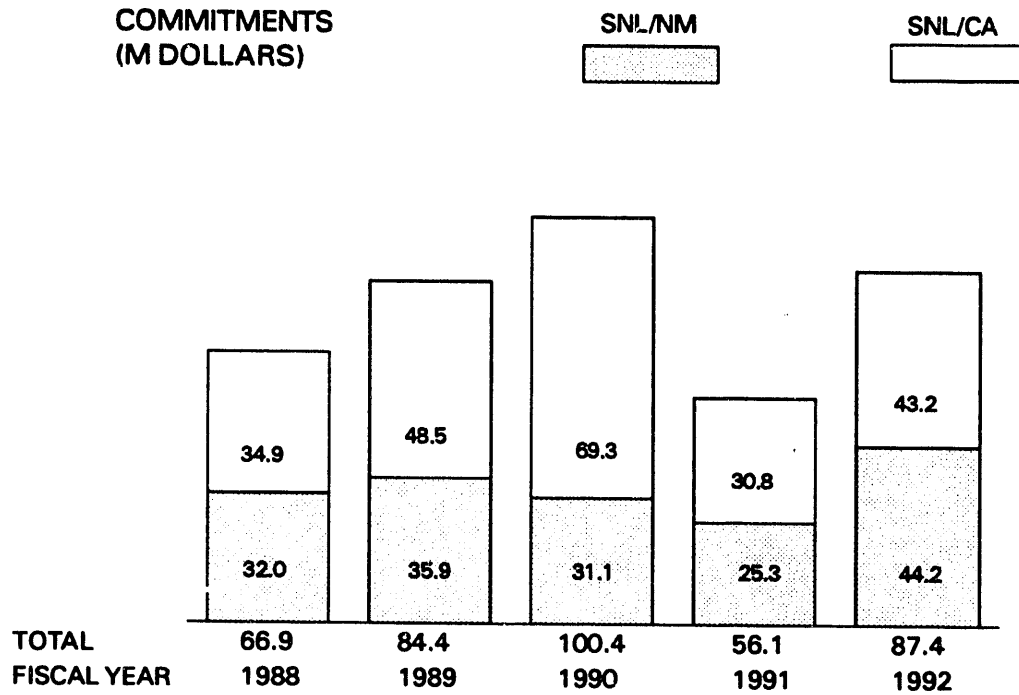
New Mexico Commercial Business Procurements

(Sandia/New Mexico & California)



Bay Area Commercial Business Procurements

(Sandia/New Mexico & California)



Commitments by States and Foreign Countries (SNL New Mexico and California)

Commitments

Contractors in the United States	\$699,298,043
Foreign Manufacturers	2,585,459
Total Commitments	701,883,502
Small Business Contractors	320,995,433

Total Number of Sources* 10,221

Commitments by States

State	Actions	Commitments	State	Actions	Commitments
Alabama	109	\$7,079,116	Montana	44	\$370,769
Alaska	24	334,983	Nebraska	47	97,023
Arizona	2,342	18,189,688	Nevada	481	7,809,772
Arkansas	6	9,231	New Hampshire	375	1,205,190
California	19,095	136,275,473	New Jersey	1,703	9,095,074
Colorado	3,229	36,203,194	New Mexico	31,647	308,142,443
Connecticut	1,274	3,808,321	New York	4,387	8,046,714
Delaware	63	610,098	North Carolina	292	5,711,879
District of Columbia	433	2,924,098	North Dakota	7	37,134
Florida	836	11,228,067	Ohio	1,149	6,365,424
Georgia	214	15,554,658	Oklahoma	131	1,562,925
Hawaii	28	1,425,309	Oregon	1,170	4,015,167
Idaho	97	1,088,962	Pennsylvania	1,284	6,672,439
Illinois	1,522	8,967,295	Rhode Island	133	359,112
Indiana	270	1,128,837	South Carolina	104	1,413,520
Iowa	42	513,822	South Dakota	1,123	6,584,912
Kansas	152	1,213,571	Tennessee	265	3,909,264
Kentucky	64	56,609	Texas	3,975	20,745,213
Louisiana	33	95,744	Utah	337	2,449,251
Maine	18	91,241	Vermont	120	180,054
Maryland	890	7,532,499	Virginia	662	8,977,580
Massachusetts	2,221	17,030,526	Washington	851	4,572,043
Michigan	453	2,517,191	West Virginia	11	102,204
Minnesota	534	5,008,175	Wisconsin	808	2,086,154
Mississippi	31	647,758	Wyoming	6	10,541
Missouri	926	9,021,060	US Possessions	11	220,718
			Foreign Mfr.	205	2,585,459

*To the extent practicable, each supplier location was considered a separate source.

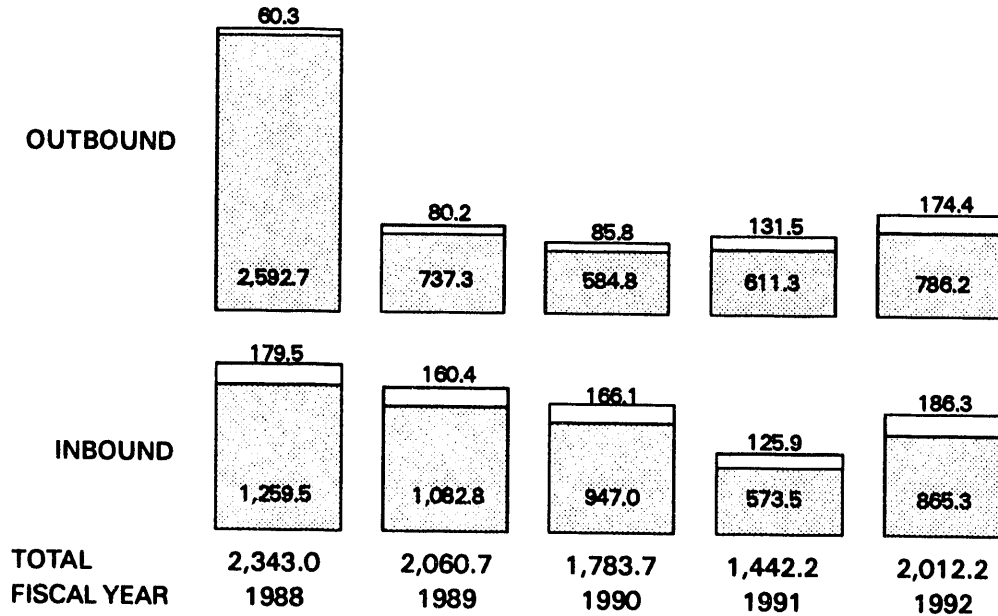
Transportation Activities

(Sandia/New Mexico & California)

CHARGES
(K DOLLARS)

SNL/NM

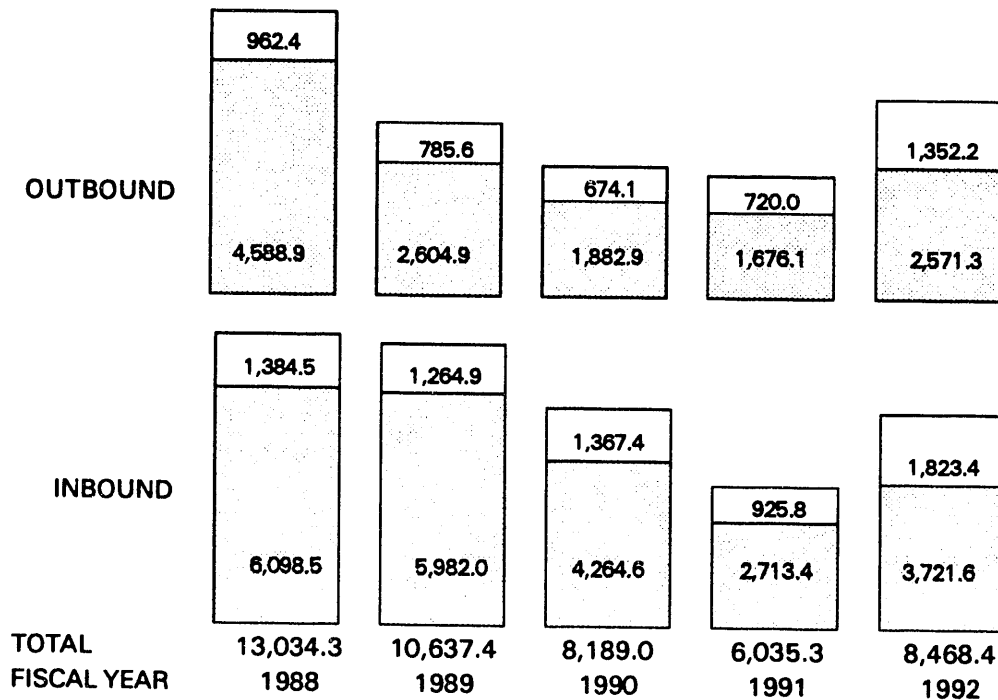
SNL/CA



TONNAGE
(THOUSANDS OF POUNDS)

SNL/NM

SNL/CA



**The Twenty–Five Commercial Contractors
Receiving the Largest Dollar Commitments**

The Twenty–Five Commercial Contractors Receiving the Largest Dollar Commitments

Commitments by Sandia/New Mexico and California Buyers

Digital Equipment Corp.	\$23,284,090
Alvarado Construction, Inc.	14,365,803
Jaynes Corp.	14,062,000
United Technologies Corp.	11,366,589
DP Enterprises, Inc.	11,133,708
Southern Electric International, Inc.	10,159,990
Sun Microsystems, Inc.	9,604,739
Rinchem Co., Inc.	9,358,526
Kirk–Mayer, Inc.	9,041,926
Computer One	7,978,569
EG&G, Inc.	7,905,082
Tech Reps, Inc.	6,847,138
Hewlett–Packard Co.	6,795,472
Science Applications International	6,327,128
Trujillo, A. T., Inc.	6,045,261
KTech Corp.	5,807,331
University of New Mexico	5,634,272
Henderson, Jack B. Construction	5,576,368
BCM Engineers, Inc.	5,500,000
Holmes & Narver, Inc.	5,171,878
L&M Technologies, Inc.	4,925,270
Tektronix, Inc.	4,904,243
Re/Spec, Inc.	4,438,520
Stanford Telecommunications	4,096,079
Gateway 2000	4,095,402
Total (31.7%)	\$204,425,383
Total Sandia/NM & CA Commercial Commitments	\$644,737,400

The Twenty–Five Commercial Contractors Receiving the Largest Dollar Commitments

Commitments by Sandia/New Mexico Buyers

Digital Equipment Corp.		\$22,200,428
Alvarado Construction, Inc.		14,365,803
Jaynes Corp.		14,062,000
United Technologies Corp.		11,366,589
DP Enterprises, Inc.		11,133,708
Southern Electric International, Inc.		10,159,990
Rinchem Co., Inc.		9,358,526
Sun Microsystems, Inc.		8,108,986
Computer One		7,978,569
EG&G, Inc.		7,894,910
Tech Reps, Inc.		6,847,138
Hewlett–Packard Co.		6,317,715
Trujillo, A. T., Inc.		6,045,171
KTech Corp.		5,807,331
Henderson, Jack B. Construction		5,576,368
University of New Mexico		5,560,889
BCM Engineers, Inc.		5,500,000
Science Applications International		5,479,075
Holmes & Narver, Inc.		5,021,878
Kirk–Mayer, Inc.		4,981,325
L&M Technologies, Inc.		4,925,270
Tektronix, Inc.		4,554,897
Re/Spec, Inc.		4,438,520
Stanford Telecommunications		4,096,079
Gateway 2000		4,071,110
	Total (33.6%)	\$195,852,274
Total Sandia/NM Commercial Commitments		\$582,877,814

The Twenty–Five Commercial Contractors Receiving the Largest Dollar Commitments

Commitments by Sandia/California Buyers

Kirk–Mayer, Inc.	\$4,060,601
Sun Microsystems, Inc.	1,495,753
Convex Computer Corp.	1,448,763
Silicon Graphics, Inc.	1,152,881
BEZ Architects Engineers	1,150,000
General, J. D.	1,126,233
Digital Equipment Corp.	1,083,662
Roberts Engineers & Architects	950,000
Eichleay Engineers, Inc. of Calif.	950,000
Keller & Gannon	950,000
Associated Machine Technology	886,055
Science Applications International IT Corp.	848,053
Santa Clara Machining	818,750
Computerland	713,831
Allied–Signal, Inc.	631,539
MTS Systems Corp.	620,000
Givens Electric, Inc.	597,451
Hann, C. L. Industries, Inc.	570,000
Prime Computer, Inc.	549,691
Olsten Temporary Services	537,700
International Business Machines Corp.	535,920
GTE Customer Networks, Inc.	526,062
Hewlett–Packard Co.	500,000
4–Ward Tech, Inc.	477,757
	472,000
Total (38.2%)	\$23,652,702
Total Sandia/CA Commercial Commitments	\$61,859,586

The Twenty–Five Commercial Contractors Receiving the Largest Dollar Commitments

Commitments in New Mexico

Digital Equipment Corp.		\$21,866,188
Jaynes Corp.		14,062,000
DP Enterprises, Inc.		11,131,924
Rinchem Co., Inc.		9,358,526
Computer One		7,978,569
Sun Microsystems, Inc.		7,661,160
Tech Reps, Inc.		6,847,138
Trujillo, A. T., Inc.		6,045,261
KTech Corp.		5,807,331
University of New Mexico		5,634,272
Henderson, Jack B. Construction		5,576,368
Holmes & Narver, Inc.		5,171,878
Helwett–Packard Co.		5,094,002
Kirk–Mayer, Inc.		4,981,325
L&M Technologies, Inc.		4,925,270
Bell Atlantic Business Systems		3,709,254
Tektronix, Inc.		3,658,815
EG&G, Inc.		3,252,525
Sunwest Credit Services Corp.		3,167,850
IT Corp.		3,142,165
International Business Machines Corp.		2,892,559
Geo–Centers, Inc.		2,675,099
New Mexico Office Furniture		2,665,937
Smith–Scheuch Engineering Co.		2,650,000
Silicon Graphics, Inc.		2,644,593
	Total (52.4%)	\$152,600,007
Total New Mexico Commercial Commitments		\$291,035,731

Commercial Contractors Receiving Commitments of \$1,000 or Over

Net commitments under \$1,000 are not listed
under Total \$.

Supplier Name	Total \$	SNL/NM \$	SNL/CA \$	NM \$
A&A MANUFACTURING TORTRAC	6,630	6,630	0	0
A&B ELECTRONICS	1,080	1,080	0	1,080
AA GAGE	17,858	17,858	0	0
AALPER ALCOHOL & CHEMICAL CO.	1,529	945	584	0
AAR BROOKS & PERKINS	12,467	3,377	9,090	3,377
AARDVARK CORP.	15,546	15,546	0	0
AB COMPUTER, INC.	1,595	1,595	0	0
ABACUS CONTROLS, INC.	51,550	51,550	0	0
ABACUS, INC.	84,390	107	84,283	0
ABAR IPSEN INDUSTRIES	10,400	10,400	0	0
ABB AUTOCLAVE SYSTEMS	22,000	22,000	0	0
ABBOTT LABORATORIES	6,309	6,309	0	0
ABBOTT TECHNOLOGIES, INC.	1,100	1,100	0	0
ABC DOOR CO., INC.	12,476	12,476	0	12,476
ABC POWER-VAC	4,995	4,995	0	4,995
ABC RENTALS OF ALBUQUERQUE, INC.	26,835	26,835	0	26,835
ABC SUPPLY CO.	4,631	4,631	0	4,631
ABEKAS VIDEO SYSTEMS	46,099	46,099	0	0
ABEYTA, JUAN R.	45,000	45,000	0	45,000
ABLESTIK LABORATORIES	5,525	5,108	416	0
ABM, INC.	11,451	0	11,451	0
ABQ COMPUTERS	1,210	1,210	0	1,210
ABQ ELECTRIC	1,325	1,325	0	1,325
ABQ L&L ELECTRONICS	220,058	220,058	0	220,058
ABSOFT CORP.	3,983	3,678	305	0
ABSOLUTE CELLULAR	6,421	0	6,421	0
A-C CORP.	8,325	8,325	0	8,325
AC ENVIRONMENTAL CORP.	13,750	13,750	0	13,750
AC PAPER CO.	1,861	0	1,861	0
AC SYSTEMS	2,375	2,375	0	0
ACA ENGINEERING	16,702	0	16,702	0
ACACIA	3,281	3,281	0	0
ACCEL COMPUTERS	4,235	4,235	0	0
ACCEL TECHNOLOGIES, INC.	6,303	4,514	1,789	0
ACCELR8 TECHNOLOGY	13,209	5,988	7,221	0
ACCENT LANDSCAPING & SPRINKLER	9,585	9,585	0	9,585
ACCESS DYNAMICS	4,245	4,245	0	0
ACCESS INNOVATIONS, INC.	10,000	10,000	0	10,000
ACCESSORALL	2,208	2,208	0	0
ACCOUNTABILITY & DEVELOPMENT ASSOC.	28,502	28,502	0	28,502
ACCU-LABS RESEARCH, INC.	68,035	68,035	0	0
ACCULEX CORP.	6,713	5,317	1,397	0
ACCUMET ENGINEERING CORP.	1,056	1,056	0	0
ACCURATE FORMS & SUPPLIES	1,670	1,670	0	0
ACCURATE GAS CONTROL SYSTEMS INC.	8,143	8,143	0	0
ACCURATE MACHINE & ENGINEERING	186,663	0	186,663	0
ACCURATE MACHINE & TOOL CO.	907,791	838,671	69,120	838,671
ACCURATE THERMOPLASTICS, INC.	32,015	32,015	0	0
ACCU-SEAL CORPORATION	2,053	0	2,053	0
ACCUSTRIPE, INC.	3,980	3,980	0	3,980
ACCUTEST INSTRUMENTS, INC.	4,925	4,925	0	0
ACCUTRAK MFG. CORP.	35,288	35,288	0	35,288
ACCU-WIRE & CABLE	13,828	0	13,828	0
ACD/ELCOR PRODUCTS	1,755	1,755	0	0
ACE GLASS, INC.	16,760	12,718	4,042	0
ACELL TECHNOLOGIES	1,850	1,850	0	0
ACETO CHEMICAL CO., INC.	2,896	2,301	595	0
ACG, INC.	1,306	506	800	0
ACIUS, INC.	3,473	0	3,473	0

Supplier Name	Total \$	SNL/NM \$	SNL/CA \$	NM \$
ACL SERVICES, LTD.	1,400	1,400	0	0
ACMA COMPUTERS, INC.	2,089	0	2,089	0
ACME FENCES, INC.	3,303	3,303	0	3,303
ACME HOME ELEVATOR	9,038	0	9,038	0
ACME TOOL CO.	35,176	35,176	0	35,176
ACOPIAN TECHNICAL CO.	16,844	15,898	946	0
ACOUSTIC TECHNOLOGY GROUP	2,000	2,000	0	0
ACRES INTERNATIONAL CORP.	43,748	43,748	0	0
ACROPOLIS SYSTEMS, INC.	33,584	22,710	10,874	0
ACRYLIC DISPLAY CASES	1,836	1,836	0	1,836
ACT COMMUNICATION, INC.	1,416	1,416	0	0
ACTEL CORP.	31,145	31,145	0	11,150
ACTION BUSINESS SYSTEMS, INC.	2,090	2,090	0	0
ACTION INSTRUMENTS	1,160	1,160	0	0
ACTION SPORTS	4,459	4,459	0	4,459
ACTIS, INC.	1,140	1,140	0	0
ACTON RESEARCH CORP.	81,927	50,753	31,174	0
ADAGER, INC.	4,200	4,200	0	0
ADAM MICROWAVE CONSULTING, INC.	11,000	11,000	0	0
ADAMS-RUSSELL ELECTRONICS CO., INC.	1,665	1,665	0	0
ADAM, INC.	5,047	0	5,047	0
ADAPTIVE OPTICS	2,550	2,550	0	0
ADAPTIVE RESEARCH	28,000	28,000	0	0
ADCOMP	9,500	9,035	465	0
ADCS	7,784	7,784	0	0
ADC, LTD.	188,148	188,148	0	188,148
ADE CORP.	20,000	20,000	0	0
ADELANTE DEVELOPMENT CENTER INC.	2,059	2,059	0	2,059
ADEMCO DISTRIBUTION, INC.	5,634	5,634	0	5,634
ADEPT TECHNOLOGY, INC.	15,880	15,880	0	0
ADHERENT TECHNOLOGIES	50,232	50,232	0	50,232
ADKINS, GEORGE L., JR.	6,000	6,000	0	6,000
ADLAS, INC.	31,900	31,900	0	0
ADOBE SYSTEMS, INC.	12,812	10,606	2,207	0
ADROIT SYSTEMS, INC.	65,000	65,000	0	0
ADT SECURITY SYSTEMS	12,267	12,267	0	12,267
ADVANCE BUSINESS CENTER	2,190	2,190	0	0
ADVANCE FLEET	2,210	2,210	0	2,210
ADVANCE LIFTS, INC.	2,468	2,468	0	0
ADVANCE RESEARCH & ROBOTICS INC.	39,035	39,035	0	0
ADVANCE SECURITY, INC.	2,489,971	2,489,971	0	0
ADVANCED CIRCUIT TECHNOLOGY	27,733	27,733	0	0
ADVANCED COMPUTER COMMUNICATIONS	1,500	1,500	0	0
ADVANCED COMPUTER PRODUCTS	10,315	10,315	0	0
ADVANCED COMPUTER SERVICES	24,460	24,460	0	24,460
ADVANCED CONCEPTS	2,755	2,755	0	0
ADVANCED DATA MANAGEMENT, INC.	15,100	15,100	0	0
ADVANCED DATA SYSTEMS	13,741	13,741	0	13,741
ADVANCED ELECTROMAGNETICS, INC.	5,754	5,754	0	4,782
ADVANCED ENERGY INDUSTRIES, INC.	16,989	16,989	0	0
ADVANCED FOAM	2,820	2,820	0	0
ADVANCED GRAPHICS SOFTWARE, INC.	3,810	3,694	116	0
ADVANCED HARDWARE ARCHITECTURE	1,185	0	1,185	0
ADVANCED HEATING & AIR CONDITIONING	17,888	17,888	0	17,888
ADVANCED INDUSTRIAL DESIGNS, INC.	1,000	1,000	0	0
ADVANCED INFORMATION MANAGEMENT	40,000	0	40,000	0
ADVANCED LIFE SUPPORT MEDICAL PRODUCTS, INC.	1,324	1,324	0	0
ADVANCED MICROTECHNOLOGY, INC.	57,860	57,860	0	0

Supplier Name	Total \$	SNL/NM \$	SNL/CA \$	NM \$
ADVANCED MOTION SOLUTIONS	8,465	8,465	0	0
ADVANCED PHOTONIX, INC.	23,280	23,280	0	0
ADVANCED PLASMA SYSTEMS, INC.	15,400	15,400	0	0
ADVANCED PRESSURE PRODUCTS	2,400	2,400	0	0
ADVANCED PRODUCTS CO., THE	1,297	1,297	0	0
ADVANCED RECEIVER RESEARCH	2,934	2,934	0	0
ADVANCED REINFORCED TUBING	1,521	0	1,521	0
ADVANCED RESEARCH & APPLICATIONS CORP.	11,400	11,400	0	0
ADVANCED SCIENCES, INC.	50,000	50,000	0	50,000
ADVANCED SYSTEMS CONCEPTS, INC.	1,000	1,000	0	0
ADVANCED SYSTEMS CONSULTANTS	32,866	32,866	0	0
ADVANCED TECHNOLOGY CENTER	7,713	7,713	0	0
ADVANCED TECHNOLOGY LABS	48,051	48,051	0	0
ADVANCED TECHNOLOGY MATERIALS	94,637	94,637	0	0
ADVANCED TEST EQUIPMENT	1,044	1,044	0	0
ADVANCED THERMAL SYSTEMS	32,520	32,520	0	0
ADVANCED VIDEO PRODUCTS	16,990	16,990	0	0
ADVANCED VISUAL SYSTEMS, INC.	80,566	80,566	0	0
ADVANTAGE PERSONNEL SERVICES	26,000	0	26,000	0
ADVANTEST AMERICA, INC.	80,303	80,303	0	4,995
AEA TECHNOLOGY	60,000	60,000	0	0
AEC MANAGEMENT SYSTEMS, INC.	1,803	552	1,251	0
AECL RESEARCH	100,020	100,020	0	0
AEGIS PRODUCTS, INC.	14,118	14,118	0	0
AEL DEFENSE CORP.	20,000	20,000	0	0
AEM SERVICES, INC.	15,000	15,000	0	0
AEON SYSTEMS, INC.	67,755	67,755	0	67,755
AERO RESEARCH ASSOCIATES, INC.	15,280	0	15,280	0
AERO WEST MANAGEMENT SERVICES	76,450	76,450	0	76,450
AERODYNE CONTROLS CORP.	4,030	4,030	0	0
AEROFLITE ENTERPRISES	1,881	1,881	0	0
AERO-GO, INC.	2,572	2,572	0	0
AEROJET GENERAL CORP.	655,825	655,825	0	0
AEROL CO., INC.	3,775	0	3,775	0
AEROMETRICS, INC.	123,375	0	123,375	0
AEROSPACE CORP., THE	60,074	60,074	0	0
AEROSPACE OPTICS, INC.	4,659	4,659	0	0
AEROSPACE SW	3,817	3,817	0	0
AEROTEC LABORATORIES	19,900	19,900	0	0
AEROTECH, INC.	12,685	12,685	0	0
AEROTEST OPERATIONS, INC.	9,336	7,000	2,336	0
AEROTHERM CORP.	388,933	388,933	0	0
AEROTRON-REPCO SALES, INC.	76,588	76,588	0	0
AEROVOX, INC.	762,500	762,500	0	0
AEROWAVE, INC.	10,980	10,980	0	0
AESP	1,031	1,031	0	0
AET THERMAL	6,130	6,130	0	0
AFAM MANUFACTURING, INC.	4,470	4,470	0	4,470
AFFILIATED MANUFACTURERS, INC.	1,301	1,301	0	0
AFFTREX, LTD.	50,000	50,000	0	0
AFTON PUMPS, INC.	1,870	1,870	0	0
AG ASSOCIATES	1,000	1,000	0	0
AG SERVICES	2,500	2,500	0	0
AGAPITO, J. F. T. & ASSOCIATES, INC.	201,906	201,906	0	0
AGIE USA, LTD.	1,224	1,224	0	0
AGV PRODUCTS, INC.	11,687	11,687	0	0
A&H TOOL ENGINEERING CORP.	2,859	0	2,859	0
AH SYSTEMS, INC.	1,550	0	1,550	0

Supplier Name	Total \$	SNL/NM \$	SNL/CA \$	NM \$
A&I SUPPLY CO., INC.	9,601	9,601	0	0
AIDANT FIRE PROTECTION CO.	10,963	10,963	0	10,963
AID-EMPLOYMENT	81,000	0	81,000	0
AIMS LASER PRODUCTS	4,180	0	4,180	0
AIR CARE/JUST CHIMNEYS	1,800	1,800	0	0
AIR ELECTRO, INC.	1,559	0	1,559	0
AIR FILTER SALES & SERVICE	8,272	0	8,272	0
AIR MONITOR CORP.	1,500	0	1,500	0
AIR PERFORMANCE SERVICE, INC.	4,775	4,775	0	0
AIR PRODUCTS & CHEMICALS, INC.	61,233	60,423	809	0
AIR SYSTEMS INTERNATIONAL, INC.	2,428	2,428	0	0
AIR TECHNICAL INDUSTRIES	2,870	2,870	0	0
AIRBORN, INC.	87,943	87,943	0	5,638
AIRCO TEMESCAL	16,791	16,791	0	0
AIR-CON SUPPLY CO.	4,673	4,673	0	0
AIR-DRAULICS CO.	83,919	83,919	0	79,037
AIRFLOW CO.	144,699	144,699	0	0
AIRNETICS ENGINEERING, INC.	2,825	0	2,825	0
AIRPLOT	1,560	0	1,560	0
AIR, INC.	69,222	69,222	0	0
AIXTRON, INC.	80,439	80,439	0	0
AKUTAGAWA, YOSHIRO	10,141	10,141	0	10,141
ALABAMA SUPER COMPUTER AUTHORITY	48,550	48,550	0	0
ALACO LADDER CO.	3,200	3,200	0	0
ALACRON	18,192	18,192	0	0
ALAMEDA ELECTRICAL DIST.	5,619	0	5,619	0
ALAMEDA TOOL ENGINEERING CORP.	280,141	280,141	0	280,141
ALAMO IRON WORKS, INC.	297,187	297,187	0	297,121
ALAMO LEARNING SYSTEMS	8,500	0	8,500	0
ALAN INDUSTRIES, INC.	5,885	5,885	0	0
ALARM SUPPLIERS, INC.	1,688	0	1,688	0
ALARM-IT/SOUTHWEST CONTROL SYS.	10,286	10,286	0	10,286
ALASKA ENERGY AUTHORITY, THE	72,369	72,369	0	0
ALASKA HELICOPTERS, INC.	25,000	25,000	0	0
ALASKAN COPPER WORKS	13,800	13,800	0	0
ALATEC PRODUCTS	8,186	581	7,605	0
ALBANY INTERNATIONAL RESEARCH	21,625	21,625	0	0
ALBEROX CORP.	6,475	6,475	0	0
ALBUCHEMIST, INC.	13,595	13,595	0	13,595
ALBUQUERQUE AUDIO VISUAL	3,954	3,954	0	3,954
ALBUQUERQUE BIOMEDICAL, LTD.	2,991	2,991	0	2,991
ALBUQUERQUE CHEMICAL CO., INC.	4,498	4,498	0	4,498
ALBUQUERQUE CLEANING EQUIPMENT	3,078	3,078	0	3,078
ALBUQUERQUE MAIL CONSULTANTS, INC.	2,000	2,000	0	2,000
ALBUQUERQUE MOVING & STORAGE	1,860	1,860	0	1,860
ALBUQUERQUE OPTICAL REPAIR	1,264	1,264	0	1,264
ALBUQUERQUE PUBLIC SCHOOLS	69,315	69,315	0	69,315
ALBUQUERQUE QUALITY BUDGET PRINT	1,401	1,401	0	1,401
ALBUQUERQUE SAFE CO.	24,517	24,517	0	24,517
ALBUQUERQUE TECHNICAL-VOCATIONAL INSTITUTE	30,000	30,000	0	30,000
ALBUQUERQUE TRUCK EQUIPMENT, INC.	9,482	9,482	0	9,482
ALBUQUERQUE UNDERGROUND, INC.	1,045,413	1,045,413	0	1,045,413
ALBUQUERQUE VALVE & FITTING CO.	613,179	613,179	0	613,179
ALBUQUERQUE WELDING	1,132	1,132	0	1,132
ALCATEL VACUUM PRODUCTS, INC.	136,945	67,599	69,346	67,599
ALCOA FUJIKURA, LTD.	38,893	38,893	0	0
ALCORE, INC.	69,288	69,288	0	0
ALDRICH CHEMICAL CO., INC.	93,851	68,750	25,101	0

Supplier Name	Total \$	SNL/NM \$	SNL/CA \$	NM \$
ALDUS CORP.	6,993	3,112	3,881	0
ALE SYSTEMS, INC.	3,410	0	3,410	0
ALESSI, INC.	9,880	9,880	0	0
ALEXANDER BATTERIES WEST	12,126	11,256	870	0
ALEXANDER, ALBERT J.	80,000	80,000	0	80,000
ALFRED UNIVERSITY	19,972	19,972	0	0
ALGOR INTERACTIVE SYSTEMS	38,104	38,104	0	0
ALHAMBRA LANDSCAPE CO.	11,488	11,488	0	11,488
ALIDA, INC.	3,600	0	3,600	0
ALIGN-RITE CORP.	19,424	19,424	0	0
ALKI SOFTWARE CORP.	1,739	630	1,109	0
ALL ABOUT UNIFORMS	1,393	0	1,393	0
ALL AMERICAN	1,367	1,367	0	0
ALL AMERICAN SEMICONDUCTOR	1,111	1,111	0	0
ALL AMERICAN SUPPLY, INC.	14,173	14,173	0	14,173
ALL CHEMICAL DISPOSAL, INC.	65,000	0	65,000	0
ALL FACTORY REP	2,200	2,200	0	2,200
ALL PHASE ELECTRIC SUPPLY CO.	13,584	0	13,584	0
ALLAN AIRCRAFT SUPPLY CO.	3,267	55	3,212	0
ALL-COMM, INC.	4,210	4,210	0	4,210
ALLEN AVIONICS	1,376	1,376	0	0
ALLEN-BRADLEY CO.	10,159	5,541	4,618	1,221
ALLEN, ROBERT A.	61,000	0	61,000	0
ALLIANCE ANALYTICAL, INC.	792,813	792,813	0	792,813
ALLIANCE ELECTRONICS	1,122,627	1,122,597	30	1,120,960
ALLIANCE FIRE PROTECTION, INC.	124,543	124,543	0	124,543
ALLIANCE PERIPHERAL SYSTEMS	18,567	9,191	9,376	0
ALLIANCE TECHNOLOGY	5,955	5,955	0	5,955
ALLIANT TECHSYSTEMS, INC.	152,483	152,483	0	0
ALLIED BUSINESS SYSTEMS	3,757	0	3,757	0
ALLIED CONTROLS, INC.	4,806	4,806	0	0
ALLIED CRANE, INC.	17,971	0	17,971	0
ALLIED DEVICES CORP.	1,387	476	911	0
ALLIED ELECTRONICS CORP.	8,488	8,488	0	0
ALLIED HIGH TECH PRODUCTS	3,464	3,464	0	0
ALLIED REFRIGERATION, INC.	7,052	0	7,052	0
ALLIED RESOURCES, INC.	2,101	0	2,101	0
ALLIED SCHOOL & OFFICE PRODUCTS	5,357	5,357	0	5,357
ALLIED TECHNOLOGY GROUP	405,000	405,000	0	0
ALLIED TEMPORARIES	2,000	0	2,000	0
ALLIED-SIGNAL, INC.	822,273	202,273	620,000	0
ALLISON ENGINEERING, INC.	29,000	29,000	0	29,000
ALLSTATE HYDRAULICS, INC.	16,596	16,596	0	16,596
ALLTECH ASSOCIATES, INC.	16,215	12,860	3,355	0
ALL-TECH, INC.	965,122	965,122	0	965,122
ALL-TEMP ENGINEERING	2,320	0	2,320	0
ALMETEK INDUSTRIES, INC.	3,565	3,361	204	0
ALMONT ENGINEERING, INC.	4,000	0	4,000	0
ALNOR NUCLEAR CORP.	2,961	2,961	0	0
ALPHA INDUSTRIES, INC.	49,770	49,770	0	0
ALPHA METALS, INC.	20,872	20,262	610	0
ALPHA OPTICAL SYSTEMS, INC.	9,000	9,000	0	0
ALPHA PHOTO PRODUCTS, INC.	21,536	574	20,962	0
ALPHAGRAPHICS PRINTSHOPS OF THE FUTURE	1,326	1,326	0	1,326
ALPHATRONIX	7,990	7,990	0	0
ALSYS, INC.	42,510	42,510	0	0
ALTA MACHINE TOOL, INC.	10,901	10,901	0	0
ALTEK CORP.	1,562	1,562	0	0

Supplier Name	Total \$	SNL/NM \$	SNL/CA \$	NM \$
ALTERA CORP.	165,307	161,932	3,375	150,789
ALTERA DEVELOPMENT SYSTEMS	3,162	0	3,162	0
ALTERNATE SYSTEMS	2,486	2,486	0	0
ALTIMA SYSTEMS, INC.	107,132	107,132	0	0
ALTON INSTRUMENTS CORP.	7,495	7,495	0	0
ALUMINUM CO. OF AMERICA	5,464	5,464	0	()
ALUMINUM DOOR SERVICE	3,428	3,428	0	3,428
ALVARADO CONSTRUCTION, INC.	14,365,803	14,365,803	0	0
ALVARADO MFG. CO.	3,512	0	3,512	0
AM INTERNATIONAL, INC.	4,283	633	3,649	0
AM SENSORS, INC.	1,420	1,420	0	0
AMATEUR ELECTRONIC SUPPLY	15,147	10,824	4,322	0
AMBER TECHNOLOGIES	11,500	11,500	0	0
AMCAST AEROSPACE PRODUCTS	5,025	5,025	0	0
AMCC	1,245	1,245	0	1,245
AMCO ENGINEERING CO.	13,015	12,411	604	12,411
AMER INST. OF AERONAUTICS & ASTRONAUTICS	2,412	2,412	0	0
AMERICA GROUP	1,095	1,095	0	0
AMERICA WEST AIRLINES	18,000	18,000	0	0
AMERICAN AERO SYSTEMS	19,388	0	19,388	0
AMERICAN AEROSPACE CONTROLS, INC.	10,560	10,560	0	0
AMERICAN AIR FILTER	7,285	0	7,285	0
AMERICAN ARIUM	47,913	47,913	0	3,490
AMERICAN AUTOMATION	29,397	29,397	0	0
AMERICAN BUSINESS SYSTEMS	1,655	1,655	0	1,655
AMERICAN CASTING & MFG.	1,350	1,350	0	0
AMERICAN CHEMICAL SOCIETY	24,858	23,925	933	0
AMERICAN COLOR CORP.	1,413	388	1,025	0
AMERICAN COMPENSATION ASSOC.	11,700	11,700	0	0
AMERICAN COMPUTING & ELECTRONICS	330,273	330,273	0	330,273
AMERICAN CRANE INSTITUTE	40,000	40,000	0	0
AMERICAN DIGITAL CARTOGRAPHY	2,985	2,985	0	0
AMERICAN DRUM	1,359	0	1,359	0
AMERICAN DURAFILM CO., INC.	5,615	0	5,615	0
AMERICAN DYNAMICS	43,003	43,003	0	0
AMERICAN ELECTROPLATERS & SURFACE FINISHERS SOCIETY	50,000	0	50,000	0
AMERICAN ENVELOPE CO.	1,200	0	1,200	0
AMERICAN EQUIPMENT CO., INC.	3,128	3,128	0	0
AMERICAN FURNITURE CO., INC.	38,758	38,758	0	38,758
AMERICAN GEOPHYSICAL UNION	4,224	4,224	0	0
AMERICAN GRINDING & MACHINE CO.	14,185	14,185	0	0
AMERICAN HARDWARE	1,520	1,520	0	0
AMERICAN HOLOGRAPHICS, INC.	5,270	5,270	0	0
AMERICAN INDUSTRIAL HYGIENE ASSOC.	2,930	2,930	0	0
AMERICAN INDUSTRIAL XRAY SERVICE	3,919	0	3,919	0
AMERICAN INSTITUTE OF PHYSICS	1,930	1,930	0	0
AMERICAN LABELMARK CO., INC.	9,229	6,571	2,658	0
AMERICAN LASER SYSTEMS, INC.	1,299	1,299	0	0
AMERICAN LASERTEK	1,244	0	1,244	0
AMERICAN LINEN SUPPLY CO.	40,000	40,000	0	40,000
AMERICAN LOCK & SUPPLY, INC.	24,058	14,061	9,997	0
AMERICAN MAGNETICS CORP.	20,321	8,571	11,750	0
AMERICAN MOBILE SATELLITE CORP.	15,000	15,000	0	0
AMERICAN NETRONIC, INC.	22,812	17,116	5,696	0
AMERICAN NUCLEONICS CORP.	437,033	437,033	0	0
AMERICAN OFFICE EQUIPMENT CO. OF NM	1,543	1,543	0	1,543
AMERICAN PLATING SYSTEMS	236,704	236,704	0	0

Supplier Name	Total \$	SNL/NM \$	SNL/CA \$	NM \$
AMERICAN POLYMER STANDARDS CORP.	3,600	0	3,600	0
AMERICAN PROPERTY	8,150	8,150	0	8,150
AMERICAN RED CROSS	3,620	0	3,620	0
AMERICAN SEATING CO.	49,137	49,137	0	49,137
AMERICAN SHIZUKI CORP.	2,675	2,675	0	0
AMERICAN SOCIETY FOR QUALITY CONTROL	3,439	3,379	60	0
AMERICAN STAINLESS EQUIPMENT	3,765	3,765	0	3,765
AMERICAN STANDARD, INC.	27,466	27,466	0	0
AMERICAN SUPPLIER INSTITUTE	11,966	10,981	985	0
AMERICAN TANK & FABRICATING CO.	4,014	4,014	0	0
AMERICAN TECHNICAL CERAMICS	15,286	14,330	956	1,212
AMERICAN TECHNOLOGY, INC.	10,316	10,316	0	0
AMERICAN TELECOM CORP.	675,684	611,877	63,807	0
AMERICAN TELEDATA CORP.	4,836	4,836	0	4,836
AMERICAN THRESHOLD INDUSTRIES	4,405	0	4,405	0
AMERICAN TRADING AND PRODUCTION CORP.	6,211	6,050	161	0
AMERICAN TRANS AIR	40,000	40,000	0	0
AMERICAN TRUCK EQUIPMENT	6,668	0	6,668	0
AMERICAN ULTRAVIOLET CO.	1,330	1,330	0	0
AMERICAN UNITED SEAL, INC.	152,066	152,066	0	0
AMERICAN VACUUM CO.	1,128	1,128	0	0
AMERICAN WELDING SUPPLY	1,037	0	1,037	0
AMERICAN XTAL TECHNOLOGY	138,650	138,650	0	0
AMERICHEM ENGINEERING SERVICES	1,460	1,460	0	0
AMERITEC CORP.	20,970	20,970	0	0
AMERITHERM, INC.	24,492	0	24,492	0
AMERSHAM CORP.	43,947	31,415	12,532	0
AMETEK, INC.	10,475	9,265	1,210	0
AMOCO LASER CO.	27,000	27,000	0	0
AMP PRINTING, INC.	9,410	0	9,410	0
AMP PRODUCTS CORP.	7,581	7,581	0	0
AMPARO CORP.	271,000	271,000	0	271,000
AMPEX CORP.	52,150	12,370	39,780	0
AMPEX DATA SYSTEMS CORP.	148,343	142,087	6,256	0
AMPEX RECORDING MEDIA CORP.	53,197	53,197	0	0
AMPHENOL CORP.	9,087	9,087	0	3,535
AMPHENOL PRODUCTS	110,502	110,502	0	0
AMPLEX CORP.	5,753	0	5,753	0
AMPLIFIER RESEARCH	2,700	2,700	0	0
AMPRO COMPUTERS, INC.	18,715	18,715	0	18,715
AMPTEK CORP.	4,445	4,445	0	0
AMP, INC.	37,683	37,683	0	0
AMRAY, INC.	15,346	15,346	0	0
AMRON INTERNATIONAL	4,415	4,415	0	0
AMT ENGINEERING & MACHINING	5,770	5,770	0	0
AMTEC ENGINEERING, INC.	36,906	36,906	0	0
ANACOMP, INC.	71,489	71,489	0	0
ANALOG DEVICES, INC.	306,134	295,312	10,821	278,719
ANALOG INTERFACES	2,970	2,970	0	0
ANALOGIC CORP.	12,847	10,965	1,882	0
ANALOGY, INC.	25,560	25,560	0	0
ANALYSIS	21,900	21,900	0	0
ANALYSTS, INC.	40,000	40,000	0	0
ANALYTICAL GRAPHICS	10,989	10,989	0	0
ANALYTICAL SYSTEMS ENGINEERING	125,000	125,000	0	0
ANAMET LABORATORIES, INC.	5,170	0	5,170	0
ANATECH RESEARCH CORP.	102,273	102,273	0	0
ANDATACO	221,382	14,665	206,718	0

Supplier Name	Total \$	SNL/NM \$	SNL/CA \$	NM \$
ANDEEN-HAGERLING, INC.	13,350	13,350	0	0
ANDERSEN INSTRUMENTS, INC.	2,063	2,063	0	0
ANDERSON CARPET & LINOLEUM	19,710	0	19,710	0
ANDERSON, K. R. CO., INC.	7,688	3,799	3,890	0
ANDERSON, MARY LOU	4,800	4,800	0	4,800
ANDES, MICHELLE	2,500	2,500	0	2,500
ANDOVER CORP.	9,910	8,905	1,005	0
ANDPAK-EMA, INC.	2,247	1,380	867	0
ANDRADE, RONALD P.	100,000	100,000	0	0
ANDRESON CANVAS & UPHOLSTERING	2,131	2,131	0	2,131
ANDREW CORP.	63,675	62,910	764	0
ANGAR SCIENTIFIC CO., INC.	1,721	1,721	0	0
ANGSTROM SCIENCES	91,979	79,879	12,100	0
ANGUS ELECTRONICS, INC.	1,360	215	1,145	0
ANIXTER BROTHERS, INC.	649,020	377,282	271,738	377,282
ANIXTER-PHOENIX, INC.	3,411	3,411	0	0
ANN ARBOR SOFTWARE	1,795	1,795	0	0
ANORAD CORP.	31,781	31,781	0	0
ANRITSU WILTRON SALES CO.	21,602	21,602	0	17,711
ANTEK INSTRUMENTS, INC.	1,656	1,656	0	0
ANTEL OPTRONICS, INC.	4,500	4,500	0	0
ANTENNA CORP. OF AMERICA	1,230	410	820	0
ANTENNA RESEARCH ASSOCIATES, INC.	4,802	4,802	0	0
ANTEX ELECTRONICS CORP.	1,282	1,282	0	0
ANTHEM ELECTRONICS	15,842	12,842	3,000	0
ANTHRO CO.	634,506	605,535	28,971	0
ANVT	1,855	1,855	0	0
ANZANO/BONDIQUE	3,500	3,500	0	0
A-1 SERVICES, INC.	9,000	9,000	0	9,000
AOS, INC.	14,545	14,545	0	0
AP LABS	53,295	53,295	0	0
AP UNIX COMPUTER SERVICES	87,386	69,460	17,926	0
APACHE CONSTRUCTION CO., INC.	1,751	1,751	0	1,751
APACHE P&H	16,723	16,723	0	16,723
APB MACHINERY, INC.	3,950	0	3,950	0
APCOM, INC.	24,275	24,275	0	11,950
APD CRYOGENICS, INC.	29,199	25,946	3,253	23,250
APEIRON	51,281	51,281	0	0
APEX MICROTECHNOLOGY CORP.	5,679	5,679	0	0
APLAN INFORMATION SERVICES	88,500	88,500	0	0
APOLLO ASSOCIATED SERVICES	30,600	17,000	13,600	0
APOSTOLAKIS, GEORGE	65,000	65,000	0	0
APPLE COMPUTER, INC.	7,916	5,585	2,331	0
APPLETON, D. CO., INC.	3,075	3,075	0	0
APPLIED AUTOMATION, INC.	149,680	89,878	59,802	0
APPLIED DIGITAL SYSTEMS	2,700	2,700	0	0
APPLIED DYNAMICS INTERNATIONAL	113,717	113,717	0	0
APPLIED ELECTRON, INC.	146,488	146,488	0	0
APPLIED ENGINEERING PRODUCTS	95,728	95,728	0	0
APPLIED FUSION, INC.	11,650	11,300	350	0
APPLIED GEOMECHANICS, INC.	11,630	11,630	0	6,800
APPLIED IMAGE, INC.	1,110	1,110	0	0
APPLIED LASER SYSTEMS	2,435	2,435	0	0
APPLIED MANAGEMENT CONCEPTS	19,284	19,284	0	0
APPLIED MANAGEMENT ENGINEERING	500,000	500,000	0	0
APPLIED METHODS, INC.	1,206,280	1,206,280	0	1,206,280
APPLIED MICROS, INC.	34,415	34,415	0	0
APPLIED NEURODYNAMICS	2,500	2,500	0	0
APPLIED OPTICS RESEARCH	40,389	38,689	1,700	0

Supplier Name	Total \$	SNL/NM \$	SNL/CA \$	NM \$
APPLIED OPTRONICS	4,950	4,950	0	0
APPLIED PHOTONIC DEVICES	2,220	2,220	0	0
APPLIED PHYSICS SYSTEMS	38,000	38,000	0	0
APPLIED PHYSICS, INC.	2,623,947	2,623,947	0	2,623,947
APPLIED RESEARCH ASSOCIATES, INC.	107,858	107,858	0	107,858
APPLIED RESEARCH TECHNICAL SERVICES, INC.	695,481	695,481	0	695,481
APPLIED ROBOTICS	3,400	3,400	0	0
APPLIED SCIENCE & TECHNOLOGY, INC.	3,340	3,340	0	0
APPLIED SCIENCES LABORATORY, INC.	60,000	60,000	0	60,000
APPLIED SOLAR ENERGY CORP.	55,260	55,260	0	0
APPLIED SURFACE TECH.	2,125	2,125	0	0
APPLIED SYSTEMS ENGINEERING, INC.	49,235	49,235	0	0
APPLIED TECHNOLOGY ASSOC., INC.	58,250	58,250	0	58,250
APPLIED TEST SYSTEMS, INC.	63,660	63,660	0	0
APPLIX, INC.	2,397	2,397	0	0
APTEC NUCLEAR, INC.	5,720	5,720	0	0
APTEK MICROSYSTEMS, INC.	2,466	2,466	0	0
APTOS CORP.	124,390	124,390	0	0
AQUA-DYNE ENGINEERING, INC.	6,378	6,378	0	0
A-QUALITY MACHINING	53,372	53,372	0	53,372
AQUILA TECHNOLOGIES GROUP, INC.	2,447,006	2,447,006	0	2,447,006
A&R REFRIGERATION SERVICE	25,700	25,700	0	25,700
ARA SERVICES, INC.	43,120	43,120	0	43,120
ARBOR SCIENTIFIC	2,279	2,279	0	0
ARBORS, THE	48,600	0	48,600	0
ARBORTEXT, INC.	54,860	54,650	210	0
ARBUS, INC.	10,500	10,500	0	0
ARC ASSOCIATES, INC.	159,447	159,447	0	0
ARC GAS PRODUCTS	2,808	0	2,808	0
ARCHIMEDES SOFTWARE	3,005	3,005	0	0
ARCHITECTURAL RESEARCH CONSULTANTS	51,500	51,500	0	51,500
ARCOM ELECTRONICS, INC.	2,007	0	2,007	0
ARCONIUM SPECIALTY ALLOYS	4,260	4,260	0	0
ARDE, INC.	39,200	0	39,200	0
AREA ELECTRONICS SYSTEMS, INC.	18,404	18,404	0	0
AREMCO PRODUCTS, INC.	12,175	11,975	200	0
ARES MICRODEVELOPMENT, INC.	3,214	3,214	0	0
ARGYLE WELDING SUPPLY CO., INC.	14,998	14,998	0	14,998
ARI INDUSTRIES, INC.	3,603	3,603	0	2,400
ARIEL DESIGN, INC.	25,467	15,271	10,196	0
ARIES TECHNOLOGY, INC.	55,202	55,202	0	0
ARINC	35,000	35,000	0	0
ARISTO	1,200	1,200	0	0
ARITECH CORP.	5,000	5,000	0	0
ARIUS, INC.	8,154	82	8,071	0
ARIZONA CADD SYSTEMS	2,890	2,890	0	0
ARIZONA COMPONENTS CO., INC.	2,334	2,334	0	0
ARIZONA ELECTRIC COOPERATIVE POWER, INC.	9,843	9,843	0	0
ARIZONA INSTRUMENT	1,000	1,000	0	0
ARIZONA PNEUMATIC SYSTEMS, INC.	1,671	1,671	0	0
ARIZONA PUBLIC SERVICE CO.	35,605	35,605	0	0
ARIZONA STATE UNIVERSITY	256,490	231,990	24,500	0
ARK-PLAS PRODUCTS, INC.	1,625	1,625	0	0
ARLINGTON COMPUTER PRODUCTS	4,101	4,101	0	0
ARLON, INC.	25,170	24,045	1,125	0
ARMADILLO VIDEO PLUS	7,316	7,316	0	7,316
ARMAMENT SYSTEMS AND PROCEDURE	3,900	0	3,900	0

Supplier Name	Total \$	SNL/NM \$	SNL/CA \$	NM \$
ARMEL ELECTRONICS INC.	2,210	2,210	0	0
ARMOUR OF AMERICA	3,922	3,922	0	0
ARMSTRONG MEDICAL INDUSTRIES, INC.	1,160	410	750	0
ARMSTRONG TECHNOLOGY	5,280	0	5,280	0
ARNOLD AIR CONDITIONING	6,493	6,493	0	6,493
AROMAT CORP.	5,600	5,600	0	0
ARONSON ENGINEERING	36,696	0	36,696	0
ARRAY CONNECTOR CORP.	2,705	2,705	0	0
ARRAY MICROSYSTEMS, INC.	29,200	29,200	0	0
ARRA, INC.	3,365	3,365	0	0
ARRK CREATIVE NETWORK	5,623	5,623	0	0
ARROW ELECTRONICS, INC.	45,585	40,819	4,766	0
ARROW WIRE & CABLE CO.	1,980	0	1,980	0
ART OF ALL KINDS	28,000	28,000	0	28,000
ART OF FRAMING, THE	1,000	1,000	0	1,000
ARTECON, INC.	85,136	28,927	56,209	0
ARTISAN ENGRAVING & SUPPLY CO.	21,634	21,634	0	0
ARTISANS OF THE DESERT	2,722	2,722	0	2,722
ARTISOFT, INC.	5,041	5,041	0	0
ARTIST GRAPHICS	2,600	0	2,600	0
ARTISTIC SIGNS	30,000	30,000	0	30,000
ARTWORK CONVERSION SOFTWARE	1,395	1,395	0	0
ARTWORKS	3,461	3,461	0	3,461
ASAP MACHINE & FABRICATION	4,835	4,835	0	4,835
ASAP SOFTWARE EXPRESS, INC.	47,869	674	47,195	0
ASARO, PROF. ROBERT J.	8,000	0	8,000	0
ASCENSION TECHNOLOGY, INC.	106,313	106,313	0	0
ASF FIRE PROTECTION, INC.	22,932	2,916	20,016	0
ASHLAR, INC.	9,645	7,385	2,260	0
ASHRAE PUBLICATION SALES	10,823	10,823	0	0
ASKSAM SYSTEMS	11,797	11,797	0	0
ASM PRODUCTS, INC.	5,500	5,500	0	0
A/SOFT DEVELOPMENT	2,438	2,438	0	0
ASP COMPUTER PRODUCTS, INC.	2,902	2,902	0	0
ASPEN LANDSCAPING & TREE SERVICE	771,765	771,765	0	771,765
ASPI	24,877	0	24,877	0
ASSAIGAI ANALYTICAL LABORATORIES	261,200	261,200	0	261,200
ASSEMBLY TECHNOLOGIES	2,095	2,095	0	0
ASSOCIATED CONCRETE CUTTING, INC.	5,105	5,105	0	5,105
ASSOCIATED MACHINE TECHNOLOGY	886,055	0	886,055	0
ASSOCIATED PROFESSIONS, INC.	50,000	0	50,000	0
ASSOCIATED SPRING BARNES GROUP	1,223	0	1,223	0
ASSOCIATED SPRING-RAYMOND BARNES GROUP, INC.	1,349	1,349	0	0
ASSOCIATED SPRINGS	3,560	0	3,560	0
ASSOCIATED TRUCK PARTS	3,055	3,055	0	0
ASSOCIATED X-RAY CORP.	14,536	14,536	0	0
ASSOCIATION OF AMERICAN RAILROADS	15,000	15,000	0	0
AST RESEARCH, INC.	5,363	5,363	0	0
ASTEC AMERICA, INC.	2,904	2,904	0	0
ASTECH/MCI MANUFACTURING, INC.	5,130	5,130	0	0
ASTECO, INC.	250,000	250,000	0	0
ASTRIX	5,084	0	5,084	0
ASTRO-MED, INC.	64,254	21,542	42,712	0
ASTROPOWER, INC.	60,997	60,997	0	0
ASTROSYSTEMS, INC.	34,054	0	34,054	0
AST, DR. DIETER G.	14,000	14,000	0	0
ATCOR CORP.	4,396	3,921	475	0
A-TEK	1,723	1,723	0	1,723

Supplier Name	Total \$	SNL/NM \$	SNL/CA \$	NM \$
ATKINSON DYNAMICS	4,530	4,530	0	0
ATKINSON, RALPH W. CO., INC.	14,797	0	14,797	0
ATLAN-TECH, INC.	75,000	75,000	0	0
ATLANTIC ANALYTICAL LABORATORY	10,000	10,000	0	0
ATLANTIC CASTING & ENGINEERING	2,350	2,350	0	0
ATLANTIC EQUIPMENT ENGINEERS	3,180	3,041	139	0
ATLANTIC RESEARCH CORP.	395	395	0	0
ATLAS DIE, INC.	1,244	1,244	0	0
ATLAS METAL & IRON CORP.	15,347	15,347	0	0
ATLAS PUMPING SERVICE	1,160	1,160	0	1,160
ATM SERVICE CO.	740,000	740,000	0	740,000
ATOCHEM SENSORS, INC.	27,856	27,856	0	0
ATOM APPLIANCE	2,302	0	2,302	0
ATOMERGIC CHEMETALS CORP.	16,610	16,610	0	0
ATOMIC INSPECTION LABS	56,040	56,040	0	56,040
ATRION COMMUNICATION RESOURCES	2,385	0	2,385	0
ATRIX, INC.	1,520	1,520	0	0
ATS LABORATORIES	2,495	2,495	0	0
AT&T CO.	708,600	453,091	255,509	110,850
AT&T BELL LABORATORIES	668,762	394,556	274,206	0
AT&T CUSTOMER INFORMATION CENTER	4,546	4,317	229	0
AT&T FEDERAL SYSTEMS	3,771,978	3,770,572	1,406	0
AT&T ISTEEL, INC.	114,330	114,330	0	0
AT&T MICROELECTRONICS	5,433	5,433	0	0
AT&T NETWORK SYSTEMS	24,960	5,840	19,120	0
AT&T PHONE CENTER	3,238	238	3,000	238
AT&T TECHNOLOGIES, INC.	85,109	33,544	51,565	0
AUBURN UNIVERSITY	49,871	49,871	0	0
AUDIO VIDEO RECORDERS OF ARIZONA	37,644	4,440	33,204	0
AUDIO-VIDEO SUPPLY, INC.	11,383	11,383	0	0
AUDIO/VISUAL IMAGES	3,265	0	3,265	0
AUGAT COMMUNICATIONS GROUP, INC.	15,001	15,001	0	0
AUGAT, INC.	7,204	7,204	0	0
AURA LENS PRODUCTS	1,580	1,580	0	0
AURORA OPTICS, INC.	13,032	13,032	0	0
AURORA TECHNOLOGIES	4,756	4,756	0	0
AUSIMONT	2,352	2,352	0	0
AUSTIN COMPUTER SYSTEMS	162,408	162,408	0	0
AUSTIN SCIENTIFIC CO., INC.	9,110	9,110	0	0
AUSTIN SEMICONDUCTOR, INC.	58,795	58,795	0	0
AUTOCLAVE ENGINEERS, INC.	79,311	16,628	62,683	0
AUTODESK	181,305	120,406	60,899	111,067
AUTOGRAPH INTERNATIONAL, INC.	6,073	6,073	0	0
AUTOLOGIC, INC.	11,760	11,760	0	0
AUTOMATED CONCEPTS, INC. (ACI)	10,822	10,822	0	0
AUTOMATED IMAGING ASSOCIATES	1,800	1,800	0	0
AUTOMATED OFFICE SYSTEMS	2,325	2,325	0	2,325
AUTOMATED SYSTEMS, INC.	26,387	26,387	0	0
AUTOMATIC DOOR SYSTEMS, INC.	1,198	0	1,198	0
AUTOMATIC RAIN CO.	1,353	0	1,353	0
AUTOMATION IMAGE, INC.	1,873	1,873	0	0
AUTOMATION SOLUTIONS	3,000	3,000	0	0
AUTOMATIX, INC.	6,500	6,500	0	0
AUTOMETRIC, INC.	120,775	120,775	0	0
AUTOMOTIVE MACHINE SERVICE	2,000	2,000	0	2,000
AUTOMOTIVE PAINT SUPPLY CO.	8,716	8,716	0	8,716
AUTO-TROL TECHNOLOGY	751,183	751,183	0	0
AVALON TECHNOLOGY	3,573	3,573	0	0
AVANTEK, INC.	60,096	60,096	0	0

Supplier Name	Total \$	SNL/NM \$	SNL/CA \$	NM \$
AVANTI CIRCUITS, INC.	44,146	44,146	0	0
AVATAR	3,960	3,960	0	0
AVCOM SYSTEMS, INC.	4,193	0	4,193	0
AVID ENGINEERING, INC.	100,000	100,000	0	100,000
AVIONIC INSTRUMENTS, INC.	18,741	18,741	0	0
AVIV CORP.	4,200	4,200	0	0
AVL NORTH AMERICA	1,849	0	1,849	0
AVNET, INC.	393,415	290,831	102,584	248,978
AVO INTERNATIONAL	2,075	2,075	0	2,075
AVO MULTI-AMP CORP.	56,840	56,840	0	0
AVO MULTI-AMP INSTITUTE	17,400	17,400	0	0
AVS DISTRIBUTORS	1,532	1,532	0	1,532
AVS ENGINEERING	6,964	6,964	0	6,964
AVS, INC.	41,836	41,836	0	0
AVTECH ELECTROSYSTEMS, LTD.	29,885	29,885	0	6,125
AVX CORP.	96,286	96,286	0	80,948
AW CASH VALVE MFG. CORP.	3,253	3,253	0	3,253
AXIOM ANALYTICAL, INC.	28,580	28,580	0	0
AXONIX CORP.	1,095	1,095	0	0
AYDIN CORP.	158,978	158,978	0	0
AZTEC ENGINEERING, INC.	7,054	7,054	0	0
AZTEC ENTERPRISES	19,487	19,487	0	19,487
AZTEC TECHNOLOGY CORP.	6,490	6,490	0	0
B&B ELECTRONICS MFG. CO.	1,169	1,009	160	0
B&C MICROSYSTEMS	4,576	4,576	0	0
B&D ELECTRIC CO., INC.	666,376	666,376	0	666,376
B&H ELECTRONICS	168,435	168,435	0	0
BABCOCK & WILCOX CO.	9,407	7,907	1,500	0
BABCOCK, INC.	30,532	30,532	0	0
BACA'S TREES	116,630	116,630	0	116,630
BACHARACH, INC.	1,687	1,687	0	0
BACHMAN INFORMATION SYSTEMS	35,750	35,750	0	0
BACK DESIGNS, INC.	14,460	0	14,460	0
BACP	12,295	12,295	0	0
BAILEY FENCE CO.	7,381	0	7,381	0
BAILEY, DEBORAH M.	19,926	19,926	0	19,926
BAILLIOS, INC.	38,455	38,455	0	38,455
BAIRD PLUMBING & MECHANICAL	838,404	838,404	0	838,404
BAKER CAC	6,131	6,131	0	0
BAKER, DR. VICTOR R.	14,000	14,000	0	0
BAKER, J. T., INC.	11,590	11,590	0	0
BAKISH MATERIALS CORP.	103,100	103,100	0	0
BALAZ'S ANALYTICAL LABORATORY	3,000	3,000	0	0
BALDRIDGE, J. C. LUMBER CO.	6,942	6,942	0	6,942
BALKAN MANUFACTURING	1,928	0	1,928	0
BALL CORP.	2,465,061	2,464,471	590	6,407
BALLANTINE LABORATORIES, INC.	13,225	13,225	0	12,290
BALLY RIBBON MILLS, INC.	20,318	20,318	0	0
BAL-SEAL ENGINEERING CO., INC.	3,374	158	3,217	0
BALZERS HIGH VACUUM SYSTEMS & COMPONENTS	354,236	229,798	124,439	58,977
BANDGAP TECHNOLOGY CORP.	1,500	1,500	0	0
BANGS LABORATORIES, INC.	1,810	0	1,810	0
BANK GROUP, INC., THE	1,458	1,458	0	0
BARBA INTERNATIONAL, INC.	250,000	0	250,000	0
BARBER, DAVID B.	5,000	5,000	0	0
BARCO, INC.	1,136	1,136	0	0
BARKER, LYNN M.	10,000	10,000	0	10,000
BARNES GROUP, INC.	1,631	186	1,446	0

Supplier Name	Total \$	SNL/NM \$	SNL/CA \$	NM \$
BARNES, ARNOLD ASSOCIATES	6,230	6,230	0	0
BARNHART-TAYLOR, INC.	27,315	27,315	0	27,315
BARNHILL ASSOCIATES, INC.	73,363	73,363	0	0
BARNHILL BOLT CO., INC.	221,304	220,960	344	221,304
BARNSTEAD/THERMOLYNE CORP.	1,802	1,802	0	0
BARNSTORM LEASING	353,500	353,500	0	0
BARR ASSOCIATES, INC.	54,435	8,435	46,000	0
BARR SYSTEMS, INC.	2,523	2,523	0	0
BARRINGTON ASSOC.	2,176	0	2,176	0
BARRY-WRIGHT CORP.	7,053	7,053	0	0
BARSKY & ASSOCIATES, INC.	13,873	9,075	4,798	13,873
BARSTOW TRUCK PARTS	4,500	4,500	0	0
BARTH ELECTRONICS, INC.	68,300	68,300	0	0
BARTON, WILLIAM R.	6,000	6,000	0	6,000
BASELINE SOFTWARE	2,600	0	2,600	0
BASIC INDUSTRIES	5,336	5,336	0	0
BASIC LIVING PRODUCTS	121,821	0	121,821	0
BASIC MEASURING INSTRUMENTS	24,569	17,655	6,914	12,450
BASKI WATER INSTRUMENTS, INC.	16,980	16,980	0	0
BASSETT, RICHARD R.	5,000	5,000	0	5,000
BATTELLE MEMORIAL INSTITUTE	147,910	147,910	0	0
BATTERY COUNCIL INTERNATIONAL	1,465	1,465	0	0
BAUDVILLE COMPUTER PRODUCTS	4,156	105	4,051	0
BAUMANN, H. D.	4,409	4,409	0	0
BAXTER HEALTHCARE CORP.	8,801	5,343	3,458	0
BAXTER SCIENTIFIC	2,059	2,059	0	0
BAY AREA COMMUNICATIONS	86,377	0	86,377	0
BAY AREA MACHINERY CO.	1,220	0	1,220	0
BAY AREA TELECOM, INC.	7,562	0	7,562	0
BAY AREA/DIABLO PETROLEUM CO.	7,382	0	7,382	0
BAY CARBON, INC.	1,200	1,200	0	0
BAY PNEUMATICS, INC.	4,495	0	4,495	0
BAY SEAL CO.	3,819	0	3,819	0
BAY SUPPLIERS	1,062	0	1,062	0
BAY TECHNICAL ASSOC.	2,551	2,551	0	0
BAY VOLTEX	1,950	1,775	175	0
BAYSIDE EQUIPMENT	2,425	0	2,425	0
BBN SOFTWARE PRODUCTS CORP.	1,740	1,145	595	0
B-B&W ELECTRONICS, INC.	3,097	3,097	0	3,097
BC ANALYTICAL	51,787	0	51,787	0
BCK HYDRAULICS MFG., INC.	1,494	1,494	0	1,494
BCM ENGINEERS, INC.	5,500,000	5,500,000	0	0
BDM INTERNATIONAL, INC.	360,535	360,535	0	360,535
BDS, INC.	27,496	25,679	1,816	8,468
BEACON MARINE ELECTRONICS	1,195	1,195	0	0
BEAM DYNAMICS, INC.	2,558	0	2,558	0
BEARING ENGINEERING CO.	2,037	39	1,998	0
BEATY ELECTRIC CO., INC.	4,902	4,902	0	4,902
BECHTEL CORP.	149,976	149,976	0	0
BECKER FIRE EQUIPMENT CO.	7,702	7,702	0	7,702
BECKER, SUSAN	3,500	3,500	0	3,500
BECKMAN INSTRUMENTS, INC.	10,689	9,483	1,206	0
BECKMAN, PAUL CO.	7,550	5,450	2,100	0
BECTON DICKINSON & CO., INC.	17,745	17,745	0	0
BEHLMAN ELECTRONICS	22,166	22,166	0	17,171
BEI MOTION SYSTEMS CO., INC.	6,680	6,680	0	0
BEIMER MACHINE WORKS	129,673	0	129,673	0
BEL-ART PRODUCTS	4,706	0	4,706	0
BELEW'S OFFICE SUPPLY, INC.	3,318	3,318	0	3,318

Supplier Name	Total \$	SNL/NM \$	SNL/CA \$	NM \$
BELL ATLANTIC BUSINESS SYSTEMS	3,719,254	3,719,254	0	3,709,254
BELL ATLANTIC METRO MOBILE	108,430	108,430	0	108,430
BELL ATLANTIC SYSTEMS LEASING	64,625	64,625	0	0
BELL INDUSTRIES, INC.	1,406,465	1,402,070	4,395	1,402,070
BELL, F. W., INC.	27,100	27,100	0	27,100
BELMONT METALS, INC.	3,160	3,160	0	0
BEMCO, INC.	1,645	1,645	0	0
BENCHMARK ENVIRONMENTAL CORP.	185,588	185,588	0	185,588
BENCHMARK INDUSTRIES, INC.	240,500	240,500	0	0
BENCHMARK TECHNICAL SERVICES	6,067	6,067	0	0
BENCHMARK TECHNOLOGIES, INC.	20,200	20,200	0	0
BENDATA MANAGEMENT SYSTEMS, INC.	4,995	4,995	0	0
BENDER ASSOCIATES, INC.	28,506	28,506	0	0
BENDER MACHINE	5,900	5,900	0	0
BENEFIT PLAN SYSTEMS CORP.	1,750	1,750	0	0
BENGTSON, DR. ROGER	10,000	10,000	0	0
BENHAM GROUP, THE	419,004	0	419,004	0
BENTLEY HARRIS MFG. CO.	5,771	5,771	0	0
BERENDSEN WEST, INC.	4,642	0	4,642	0
BERG SYSTEMS INTERNATIONAL	6,420	6,420	0	0
BERGEY WINDPOWER CO., INC.	3,295	3,295	0	0
BERGQUIST CO.	1,780	1,650	130	0
BERG, WINFRED M., INC.	4,631	2,406	2,225	0
BERKELEY NUCLEONICS CORP.	115,650	115,650	0	0
BERKELEY PHOTONICS, INC.	17,947	17,947	0	0
BERMAN, B. L.	6,000	6,000	0	0
BERNADETTE PLUMBING & HEATING	53,060	53,060	0	53,060
BERNE ELECTRONICS, INC.	39,290	39,290	0	39,290
BERTAN ASSOCIATES	26,581	26,581	0	5,671
BEST OFFICE MACHINES	8,183	8,183	0	8,183
BEST POWER TECHNOLOGY SALES CO.	61,283	61,283	0	3,187
BESTECH, INC.	11,535	11,316	219	11,535
BETA CORP.	9,752	0	9,752	0
BETA POWER, INC.	155,416	155,416	0	0
BETA TECH CORP.	1,875	1,875	0	0
BETA TECHNICAL SERVICES, INC.	3,325	2,807	518	3,325
BETATRON ELECTRONICS	63,031	63,031	0	63,031
BETAWEST PROPERTIES, INC.	600,000	600,000	0	0
BEVCO INDUSTRIES	2,724	2,724	0	0
BE, INC.	295,000	295,000	0	0
BFI MEDICAL WASTE SYSTEMS	4,000	0	4,000	0
BF&C ELECTRIC CO., INC.	465,952	465,952	0	465,952
BG ELECTRONICS CO.	7,285	7,285	0	0
BG SYSTEMS	2,650	2,650	0	0
BGI, INC.	1,256	1,256	0	0
BICC-VERO ELECTRONICS, INC.	4,569	4,569	0	0
BICRON CORP.	117,404	113,044	4,360	0
BIDDLE INSTRUMENTS	2,530	2,080	450	0
BIENIAWSKI, PROF. Z. T.	2,974	2,974	0	0
BIG 4 RENTS	1,212	0	1,212	0
BIG JOE CALIFORNIA, INC.	12,025	0	12,025	0
BIG SKY SOFTWARE CORP.	163,903	163,903	0	0
BILBRO ASSOCIATES	5,000	5,000	0	0
BI-LINK COMPUTER, INC.	2,490	2,490	0	0
BILL'S HYDRAULICS	1,600	1,600	0	1,600
BIO RAD MICRO MEASUREMENTS	65,000	65,000	0	0
BIOCOLD SCIENTIFIC	2,617	0	2,617	0
BIO-MEDICAL INSTRUMENTS	1,088	0	1,088	0
BIO-RAD LABORATORIES, INC.	246,629	135,386	111,243	0

Supplier Name	Total \$	SNL/NM \$	SNL/CA \$	NM \$
BIOREMEDIATION	70,000	70,000	0	0
BIOSYM TECHNOLOGIES	218,500	218,500	0	0
BIOSYSTEMS, INC.	1,399	0	1,399	0
BIO-TRON TECHNOLOGIES	6,422	6,422	0	6,422
BIRA SYSTEMS, INC.	5,592	3,236	2,356	5,592
BIRD-EYE SECURITY INTERNATIONAL	13,800	13,800	0	0
BIRGENEAU, ROBERT J.	3,250	3,250	0	0
BIT 3 COMPUTER CORP.	22,340	22,340	0	0
BJ WELDING SERVICES	17,748	17,748	0	17,748
BLACK BOX CORP.	89,428	66,556	22,872	0
BLACK & DECKER US, INC.	1,000	1,000	0	1,000
BLACKHAWK	1,590	0	1,590	0
BLAKE INDUSTRIES, INC.	35,910	35,910	0	0
BLANCHARD CONSTRUCTION, INC.	9,249	9,249	0	0
BLANCHARD TRAINING & DEVELOPMENT	2,522	0	2,522	0
BLASCH PRECISION CERAMICS	18,651	18,651	0	0
BLASTING ANALYSIS, INC.	1,000	1,000	0	0
BLESSING/WHITE, INC.	74,260	55,260	19,000	0
BLUE COLLAR COMPUTERS	1,500	1,500	0	0
BLUE M ELECTRIC CO.	30,132	6,896	23,236	0
BLUE SKY RESEARCH	6,255	4,120	2,135	0
BLUE SKY SOFTWARE CORP.	3,894	3,894	0	0
BMC INDUSTRIES, INC.	3,030	2,339	691	0
BNA COMMUNICATIONS, INC.	4,974	4,539	435	0
BOC GROUP, INC., THE	125,924	23,121	102,803	0
BODY SHOP, THE	6,490	6,490	0	6,490
BOEHM-JONES ASSOCIATES	1,400	1,400	0	1,400
BOEING CO., THE	236,718	236,718	0	0
BOGUE MACHINE CO., INC.	192,139	192,139	0	192,139
BOHDAN ASSOCIATES	5,594	0	5,594	0
BOHLIN INSTRUMENTS, INC.	8,750	8,750	0	0
BOILER EFFICIENCY INSTITUTE	17,000	17,000	0	0
BOILER SPECIALTY SUPPLY, INC.	2,274	2,274	0	2,274
BOILER & COMBUSTION SEMINARS	6,000	6,000	0	0
BOISE CASCADE OFFICE PRODUCTS	24,671	0	24,671	0
BOLT BERANEK & NEWMAN, INC.	35,970	35,970	0	0
BOLT TECHNICAL CERAMICS	2,371	0	2,371	0
BOLTER COMMUNICATIONS	5,930	5,930	0	0
BOLTRONICS CORP.	1,356	1,356	0	0
BOMCO, INC.	2,292	2,292	0	0
BOMEM, INC.	5,372	5,372	0	0
BOMUR ELECTRIC CO.	2,202	2,202	0	2,202
BOOK BINDERS OF NEW MEXICO	1,257	1,257	0	1,257
BOOKER ASSOC., INC.	77,919	77,919	0	0
BOOLE & BABBAGE, INC.	62,879	62,879	0	0
BOOZ, ALLEN & HAMILTON, INC.	9,996	9,996	0	0
BORDER STATES INDUSTRIES, INC.	47,960	47,960	0	47,960
BORLAND INTERNATIONAL	22,268	19,628	2,640	0
BOSS COMMUNICATIONS & SYSTEMS	19,159	0	19,159	0
BOSS MANUFACTURING CO.	1,035	0	1,035	0
BOSTI, INC.	14,000	14,000	0	0
BOSTON BUSINESS COMPUTING, LTD.	2,745	2,745	0	0
BOSTON ELECTRONICS CORP.	3,260	3,260	0	0
BOTTOMLINE ENTERPRISES	47,320	6,755	40,565	0
BOWERS GRINDING & SALES	3,632	3,632	0	3,632
BOYD CORP.	1,252	1,252	0	0
BOYD ENGINEERING CO., INC.	25,104	25,104	0	25,104
BP CHEMICALS (HITCO), INC.	76,872	76,872	0	0
BP MICROSYSTEMS	4,683	4,683	0	0

Supplier Name	Total \$	SNL/NM \$	SNL/CA \$	NM \$
BP SOLAR	29,600	29,600	0	0
BPLW ARCHITECTS & ENGINEERS, INC.	665,011	665,011	0	665,011
BRADBURY & STAMM CONSTRUCTION	179,975	179,975	0	179,975
BRADEN ENGINEERING	15,290	15,290	0	0
BRADFORD BUSINESS SYSTEMS	1,037	1,037	0	0
BRADY INDUSTRIES	1,735	1,735	0	0
BRADY, W. H. CO.	17,650	17,650	0	0
BRAJDAS CORP.	4,031	4,031	0	0
BRAMEUR, LTD.	6,318	6,318	0	0
BRAS, RAFAEL	30,000	30,000	0	0
BRAZONICS, INC.	1,050	1,050	0	0
BREINER, OTTO INSTRUMENTS	7,500	2,500	5,000	0
BRENTON SAFETY EQUIPMENT CO.	9,581	0	9,581	0
BREWER OIL COMPANY	7,750	7,750	0	7,750
BREWER, J. W. TIRE CO., INC.	115,563	115,563	0	115,563
BRIAR BRAMBLE, INC.	2,027	2,027	0	2,027
BRICE, DAVID K.	4,500	4,500	0	4,500
BRIGHAM YOUNG UNIVERSITY	53,464	53,464	0	0
BRILL ELECTRONICS	10,750	0	10,750	0
BRIMROSE CORP. OF AMERICA	5,430	5,430	0	0
BRINKMAN INSTRUMENTS, INC.	5,968	5,968	0	0
BRINKMANN INSTRUMENTS, INC.	7,900	7,900	0	0
BRITECH INFRARED	3,725	3,725	0	0
BRITISH AEROSPACE DYNAMICS	299,808	299,808	0	0
BRIWALL	9,513	9,513	0	0
BROADCAST SUPPLY CO.	1,453	1,453	0	1,453
BROADWELL, JAMES E.	9,000	0	9,000	0
BROCK ROONEY & ASSOCIATES	3,395	0	3,395	0
BROCK-EASLEY, INC.	2,085	2,085	0	0
BROCO, INC.	3,900	0	3,900	0
BROOKES, E. JORDAN CO.	2,359	0	2,359	0
BROOKFIELD ENGINEERING LABORATORIES, INC.	13,812	6,368	7,444	0
BROOKS, E. J. CO., INC.	2,449	1,834	615	0
BROOKVALE ASSOCIATES	1,000	1,000	0	0
BROOMER RESEARCH LABS	65,613	65,613	0	0
BROSE CO.	1,278	0	1,278	0
BROTHERS MATERIAL HANDLING EQUIPMENT, INC.	2,655	0	2,655	0
BROWN & SHARPE MFG. CO.	11,172	11,172	0	0
BROWNELL ELECTRO	13,536	13,536	0	0
BROWNELLS, INC.	3,361	2,490	871	0
BROWNING-FERRIS INDUSTRIES	85,910	0	85,910	0
BROWN, RALPH L.	5,802	5,802	0	5,802
BROWN, SUSAN E.	4,900	4,900	0	4,900
BROYLES, CARTER D.	2,000	2,000	0	2,000
BRUEL & KJAER INSTRUMENTS, INC.	53,982	53,091	891	0
BRUKER INSTRUMENTS, INC.	720,485	720,485	0	0
BRUNACINI APPLIANCES	2,348	2,348	0	2,348
BRUNER ENGINEERING & MFG.	2,555	2,555	0	0
BRUSH WELLMAN, INC.	1,343	1,343	0	0
BRUWILER PRECISE SALES	1,376	0	1,376	0
BRYANT LABORATORY, INC.	2,943	0	2,943	0
BS&B SAFETY SYSTEMS, INC.	46,280	44,215	2,065	8,821
BTG, INC.	12,900	12,900	0	0
BTS BROADCAST TELEVISION SYSTEM	6,436	6,436	0	0
BTS CORP.	108,736	0	108,736	0
BTU ENGINEERING CORP.	18,027	18,027	0	0
BUCK SCIENTIFIC, INC.	67,810	67,810	0	0

Supplier Name	Total \$	SNL/NM \$	SNL/CA \$	NM \$
BUCKLES--SMITH ELECTRIC CO.	100,941	0	100,941	0
BUCKMAN LABS, INC.	1,273	1,273	0	0
BUEHLER, LTD.	148,205	132,707	15,498	0
BUEHRER, INC.	8,932	0	8,932	0
BUENG, VERNON D.	2,500	2,500	0	0
BUFFALO PRODUCTS	1,085	1,085	0	0
BUILDERS EQUIPMENT CO., INC.	6,129	6,129	0	6,129
BULBTRONICS	1,092	1,092	0	0
BULLEN CONSTRUCTION CO.	78,800	78,800	0	78,800
BULL, C. H. CO.	20,556	475	20,081	0
BUNN--O--MATIC CORP.	3,308	0	3,308	0
BUREAU OF NATIONAL AFFAIRS, THE	2,616	2,616	0	0
BURKE CO., THE	4,940	4,940	0	4,832
BURKE ENGINEERING CO.	495,089	489,275	5,814	489,275
BURLE INDUSTRIES, INC.	35,346	35,346	0	0
BURLEIGH INSTRUMENTS, INC.	120,818	90,993	29,825	0
BURLINGTON SAFETY LABORATORY OF CALIF., INC.	5,035	2,035	3,000	0
BURNERS, INC.	1,189	1,189	0	0
BURNETT ELECTRIC	8,549	8,549	0	8,549
BURNS INTERNATIONAL SECURITY SYSTEM	250,000	250,000	0	250,000
BURR--BROWN CORP.	37,595	32,867	4,728	0
BUSCH & ASSOCIATES	2,805	2,805	0	0
BUSCH, GARLAND	3,500	3,500	0	0
BUSCH, INC.	2,372	1,717	655	0
BUSH, DONALD M.	3,000	3,000	0	3,000
BUSINESS COMPUTER SYSTEMS, INC.	270,292	270,292	0	270,292
BUSINESS GRAPHICS, INC.	20,575	20,575	0	20,575
BUSINESS INTERIORS	8,267	0	8,267	0
BUSINESS MACHINES CENTER, INC.	42,280	42,280	0	42,280
BUSINESS PRINTING SERVICE, INC.	41,618	41,618	0	41,618
BUSINESS PRODUCT CENTER	5,131	0	5,131	0
BUSINESS SYSTEMS & MACHINES, INC.	3,421	3,421	0	3,421
BUTECH PRESSURE SYSTEMS	1,388	0	1,388	0
BUTLER PAPER CO.	13,738	0	13,738	0
BUTLER--JOHNSON CORP.	5,737	0	5,737	0
BUTLER, DR. JAMES N.	15,000	15,000	0	0
BW/IP INTERNATIONAL, INC.	7,446	7,446	0	0
BYBEE STUDIOS & MARKETING	4,000	0	4,000	0
BYK GARDNER	4,879	4,879	0	0
C&D INDUSTRIAL PHOTO SALES	10,686	10,686	0	10,686
C&G PRECISION	1,368	0	1,368	0
C&H DISTRIBUTORS, INC.	6,780	1,759	5,021	0
C&H SALES CO.	1,118	1,118	0	0
C&P TELEPHONE	1,030	1,030	0	0
C TECHNOLOGIES, INC.	52,570	52,570	0	0
C3, INC.	16,351	0	16,351	0
CABELAS	1,356	1,356	0	0
CABLE FORM, INC.	7,061	7,061	0	0
CABLETRON SYSTEMS, INC.	25,386	13,736	11,650	0
CABOT SAFETY CORP./AO SAFETY	12,888	0	12,888	0
CAD LETTERING SYSTEMS, INC.	1,594	594	1,000	0
CAD PRO SYSTEMS	2,495	2,495	0	0
CAD SOLUTIONS	4,507	0	4,507	0
CAD & GRAPHICS	1,495	1,495	0	0
CADDOCK ELECTRONICS, INC.	10,810	10,810	0	0
CADENCE DESIGN SYSTEMS, INC.	153,049	20,808	132,241	0
CADENCE RESEARCH SYSTEMS	7,000	7,000	0	0
CADILLAC PLASTIC & CHEMICAL CO.	19,464	11,516	7,949	11,583

Supplier Name	Total \$	SNL/NM \$	SNL/CA \$	NM \$
CADPRO	21,418	21,418	0	0
CADRE TECHNOLOGIES, INC.	43,175	43,175	0	0
CAD/CAM ENGINEERING, INC.	5,005	0	5,005	0
CAERE CORP.	2,676	1,821	855	0
CAHN INSTRUMENTS, INC.	24,325	22,675	1,650	0
CAHNER'S PUBLISHING CO.	1,360	1,360	0	0
CAL POLY KELLOGG UNIT FOUNDATION	2,999	2,999	0	0
CAL ROPE	2,307	2,307	0	0
CAL TECH TRAINING SYSTEMS	1,047	0	1,047	0
CAL-AV LABS, INC.	66,750	66,750	0	0
CAL-AVCO	1,780	0	1,780	0
CALCOMP, INC.	39,090	38,133	958	0
CALCOR SPACE FACILITY, INC.	45,379	45,379	0	0
CALDAS, J. M. & ASSOCIATES	1,000	1,000	0	0
CALDEIRA, GENE GRADING & PAVING	100,000	0	100,000	0
CALEX MANUFACTURING CO., INC.	9,302	9,302	0	0
CAL-GLASS RESEARCH, INC.	2,875	2,875	0	0
CALIBER COMPUTER CORP.	9,835	9,835	0	0
CALICO LUMBER	13,735	0	13,735	0
CALIFORNIA DOORS & HARDWARE	1,180	0	1,180	0
CALIFORNIA EASTERN LABS, INC.	6,842	3,758	0	0
CALIFORNIA FINE WIRE, CO.	6,380	5,715	665	0
CALIFORNIA HOSE & FITTINGS	3,050	0	3,050	0
CALIFORNIA ROOFERS SUPPLY	3,488	0	3,488	0
CALIFORNIA SAFETY & SUPPLY CO.	15,084	0	15,084	0
CALIFORNIA SCIENTIFIC SOFTWARE	1,395	1,395	0	0
CALIFORNIA SPLICING	2,972	0	2,972	0
CALIFORNIA STATE POLYTECHNIC UNIV.	78,676	78,676	0	0
CALIFORNIA STATE UNIVERSITY CHICO	5,000	0	5,000	0
CALIFORNIA TUBE LABS	1,750	1,750	0	0
CALLEN ASSOCIATES	34,842	0	34,842	0
CALPACIFIC EQUIPMENT CO.	1,869	0	1,869	0
CALUMET PHOTOGRAPHIC, INC.	14,636	8,372	6,264	0
CALVANIS CARPETS	1,381	1,381	0	1,381
CAMBEL, DR. ALI	40,000	40,000	0	0
CAMBRIDGE ISOTOPE LABORATORIES	25,327	9,985	15,342	0
CAMBRIDGE LASE	4,250	4,250	0	0
CAMBRIDGE MANAGEMENT CORP.	460,000	460,000	0	0
CAMBRIDGE SCIENTIFIC COMPUTING	1,985	495	1,490	0
CAMECA INSTRUMENTS, INC.	70,283	70,283	0	0
CAMERA WORLD OF OREGON	2,699	2,699	0	0
CAMERA & DARKROOM	79,564	79,564	0	79,564
CAMERON MEDICAL CORP.	3,105	0	3,105	0
CAMINTONN CORP.	2,290	2,290	0	0
CAMPBELL ENGINEERING CO.	37,909	0	37,909	0
CAMPBELL OKUMA PERKINS ASSOC., INC.	125,000	125,000	0	125,000
CAMPBELL SCIENTIFIC, INC.	53,419	53,254	165	0
CAMPBELL SERVICES, INC.	11,702	11,702	0	0
CANADA WIRE & CABLE, LIMITED	34,323	34,323	0	0
CANADIAN CENTRE FOR OCCUPATIONAL HEALTH & SAFETY, THE	2,150	2,150	0	0
CANADIAN INSTRUMENT RESEARCH	11,075	10,120	955	0
CANARE CABLE, INC.	1,961	1,961	0	0
CANBERRA INDUSTRIES, INC.	306,575	304,275	2,300	0
CANDELARIA & ASSOCIATES	19,500	19,500	0	19,500
CANDLE CORP.	100,000	100,000	0	0
CANOGA-PERKINS CORP.	2,230	2,230	0	0
CANON USA, INC.	733,518	714,365	19,153	26,265
CANSTAR COMMUNICATIONS	2,157	2,157	0	0

Supplier Name	Total \$	SNL/NM \$	SNL/CA \$	NM \$
CANTEL INDUSTRIES, INC.	20,580	20,580	0	20,580
CAPACITEC, INC.	8,753	8,753	0	0
CAPITOL COMPUTER EXCHANGE	8,200	8,200	0	0
CAPITOL RECORDS, INC.	1,700	1,700	0	0
CAPRA OPTICAL, INC.	7,437	7,437	0	0
CAR QUEST	1,634	1,634	0	0
CARA, INC.	264,356	264,356	0	264,356
CARBORUNDUM CO., THE	19,672	19,475	197	0
CARCO ELECTRONICS	285,000	285,000	0	0
CARDAMATION CO., INC.	6,670	6,670	0	0
CARDKEY SYSTEMS, INC.	19,996	18,280	1,716	0
CAREER RESEARCH & TESTING	20,000	20,000	0	0
CAREER SERVICES FOR THE HANDICAPPED	732,000	732,000	0	732,000
CAREER TRACK PUBLISHING, INC.	3,513	1,432	2,081	0
CAREERTRACK PUBLICATIONS	4,110	4,110	0	0
CARGILLE, R. P. LABS, INC.	1,500	1,075	425	0
CAR-GO BATTERY CO.	2,338	2,338	0	0
CAR-LAC ELECTRONICS	1,578	1,578	0	0
CARLSON HEATING & AIR CONDITIONING	60,000	60,000	0	60,000
CARLSON SYSTEMS	1,309	645	664	645
CARMEL CHEMICALS, INC.	2,975	2,975	0	0
CARNEGIE-MELLON UNIVERSITY	387,433	365,558	21,875	0
CARNEGIE, DALE SYSTEMS	1,000	1,000	0	1,000
CARPENTER PACKAGING CO.	11,066	11,066	0	0
CARPENTER TECHNOLOGY CORP.	68,185	68,185	0	0
CARR LANE MFG. CO.	2,584	1,607	977	0
CARRICO SOUTHWESTERN WOOD DESIGNS	7,765	7,765	0	7,765
CARRIER CORP.	84,640	84,230	410	83,444
CARROLL, JERRY MACHINING, INC.	57,765	0	57,765	0
CARROLL, W. M. & CO.	6,153	6,153	0	6,153
CARR, WILFRED J.	4,992	4,992	0	0
CARTER, JUNE A.	2,400	2,400	0	2,400
CARTRIDGE ACTUATED DEVICES, INC.	13,891	13,891	0	0
CARTRIDGE TECHNOLOGIES	1,134	1,134	0	0
CARVER, FRED S., INC.	1,461	1,320	141	0
CARVER, RILEY D.	7,500	0	7,500	0
CASA ENTERPRISES, INC.	15,532	15,532	0	15,532
CASCADE MICROTECH	37,456	37,456	0	22,766
CASE WESTERN RESERVE UNIVERSITY	76,275	76,275	0	0
CASEWORKS, INC.	2,439	2,439	0	0
CASE, CHARLIE TIRE CO.	1,347	1,347	0	0
CASH REGISTER SYSTEMS, INC.	1,822	1,822	0	1,822
CASHMAN EQUIPMENT CO.	1,995	1,995	0	0
CASTERS OF ALBUQUERQUE, INC.	1,704	1,704	0	1,704
CASTING SUPPLY	4,400	4,400	0	0
CASTLE METALS	5,903	2,418	3,486	0
CASTLE ROCK, INC.	8,380	8,380	0	0
CATALINA COATINGS	19,250	19,250	0	0
CATAMOUNT CORP.	1,295	1,295	0	0
CATES CONTROL SYSTEMS, INC.	5,100	5,100	0	0
CATHOLIC UNIVERSITY OF AMERICA	49,822	49,822	0	0
CAYMAN SYSTEMS	3,464	3,316	148	0
CCS CUSTOM COMPUTER SYSTEMS, INC.	4,415	4,415	0	0
C-CUBE MICROSYSTEMS	3,852	3,852	0	0
CD TECHNOLOGY, INC.	4,185	4,185	0	0
CDI CORP.-WEST	1,927	0	1,927	0
CDM FEDERAL PROGRAMS CORP.	843,780	843,780	0	0
CE PRECISION ASSEMBLIES	3,646	3,646	0	0
CEAVCO AUDIO VISUAL CO., INC.	2,804	2,804	0	0

Supplier Name	Total \$	SNL/NM \$	SNL/CA \$	NM \$
CEC INSTRUMENTS	1,850	1,850	0	0
CECE, JOHN M.	3,000	3,000	0	0
CECOR, INC.	1,416	0	1,416	0
CEF INDUSTRIES, INC.	3,810	3,810	0	0
CELESCO TRANSDUCER PRODUCTS, INC.	3,875	3,875	0	0
CELLULAR ONE	17,435	2,435	15,000	0
CEM CORP.	23,418	3,395	20,023	0
CENTENT CO.	2,375	2,375	0	0
CENTER ANALYTICAL LAB	1,925	0	1,925	0
CENTERA INFORMATION SYSTEMS, INC.	3,065	3,065	0	0
CENTERLINE SOFTWARE	62,245	42,919	19,326	0
CENTORR FURNACES	2,343	2,343	0	0
CENTRAL COMPUTER SYSTEMS	2,619	0	2,619	0
CENTRAL NEW MEXICO CONSTRUCTION	30,618	30,618	0	30,618
CENTRAL RESEARCH LABORATORIES	9,303	9,303	0	0
CENTRAL TECHNOLOGIES CORP.	10,500	10,500	0	0
CENTRAL TRAILER SUPPLY	1,152	1,152	0	1,152
CENTRAL WHOLESALE ELECTRICAL DISTR., INC.	8,025	0	8,025	0
CENTRONIC, LTD.	2,406	2,406	0	0
CENTURY MACHINE CO.	97,983	97,983	0	97,983
CENTURY PLUS	39,025	35,575	3,450	39,025
CENTURY PRECISION INDUSTRIES, INC.	5,390	5,390	0	0
CENTURY SPRING CORP.	3,916	1,524	2,391	0
CENTURY WHEEL & RIM	2,813	2,813	0	0
CER CORP.	28,000	28,000	0	0
CERAC, INC.	29,304	27,570	1,733	0
CERADYNE, INC.	1,300	1,300	0	0
CERAMASEAL, INC.	28,905	27,341	1,564	0
CERAMIC MAGNETICS, INC.	8,060	8,060	0	0
CERBERUS PYROTRONICS	10,525	464	10,061	0
CERL, INC.	2,036	2,036	0	2,036
CERPROBE CORP.	46,647	46,647	0	0
CERTIFIED FABRICATORS, INC.	51,175	51,175	0	0
CERTIFIED FASTENERS, INC.	38,328	0	38,328	0
CERTIFIED LABORATORIES	1,093	1,093	0	1,093
CETAC TECHNOLOGIES, INC.	16,023	16,023	0	0
CETTLAND CORP.	1,390	0	1,390	0
CF SOFTWARE	1,800	0	1,800	0
CFC TECHNOLOGY	1,237	1,237	0	0
CGTECH	32,831	18,456	14,375	0
CH2M HILL CENTRAL, INC.	30,280	30,280	0	0
CHAIR WORKS, THE	65,712	65,712	0	0
CHALLENGE TECHNOLOGY	1,398	1,398	0	0
CHAMBERS CAMPBELL & PARTNERS, INC.	100,000	100,000	0	100,000
CHAMP CO., THE	91,657	0	91,657	0
CHAMPION INDUSTRIES, INC.	1,018	798	220	0
CHAMPLAIN CABLE CORP.	1,080	1,080	0	0
CHANG CORP.	134,091	134,091	0	134,091
CHANNEL INDUSTRIES, INC.	3,900	3,900	0	0
CHAPARRAL MATERIALS, INC.	8,773	8,773	0	8,773
CHARDANS BOILER SERVICE	5,059	5,059	0	5,059
CHARDONNAY GARDEN APARTMENTS	76,414	0	76,414	0
CHARLES MACHINE WORKS, INC., THE	5,500	5,500	0	0
CHASE MACHINE CO., INC.	4,995	4,995	0	0
CHAVEZ CONCRETE & EXCAVATION, INC.	18,817	18,817	0	18,817
CHEETA COPY	1,201	1,201	0	1,201
CHEETAH SYSTEMS, INC.	8,490	8,490	0	0
CHEM RESEARCH CO.	2,428	2,428	0	0

Supplier Name	Total \$	SNL/NM \$	SNL/CA \$	NM \$
CHEMAGNETICS, INC.	5,870	5,870	0	0
CHEMCENTRAL/SAN FRANCISCO	1,046	0	1,046	0
CHEMCUT CORP.	9,907	9,724	183	0
CHEMDATA RESEARCH	60,726	0	60,726	0
CHEM-GLASS	9,757	9,757	0	0
CHEMGROUT, INC.	5,689	5,689	0	0
CHEMICAL COMPLIANCE SYSTEMS, INC.	48,934	48,934	0	0
CHEMICAL WASTE MANAGEMENT, INC.	200,000	0	200,000	0
CHERRONE CHEMICAL CO.	46,319	0	46,319	0
CHERYL-JONES, MARCELLA	12,000	12,000	0	12,000
CHESAPEAKE SCIENCES CORP.	40,148	40,148	0	0
CHESHIER, DR. STEPHEN R.	18,000	18,000	0	0
CHESTER HOIST, INC.	2,133	2,133	0	0
CHIP SUPPLY, INC.	3,032	3,032	0	3,032
CHISWICK CO.	3,230	3,100	130	0
CHLOPIDE POWER ELECTRONICS, INC.	45,810	45,810	0	0
CHLORIDE SYSTEMS	18,723	18,723	0	0
CHOICES FOR FAMILIES	3,500	3,500	0	3,500
CHOMERICS, INC.	1,287	1,287	0	0
CHORI AMERICA	2,144	2,144	0	0
CHORUS CORP.	175,284	175,284	0	0
CHRISTEL LEASING, INC.	57,747	57,747	0	57,747
CHRISTIE ELECTRIC CORP.	11,990	11,990	0	0
CHROMA COLOR, INC.	105,000	105,000	0	105,000
CHROMALAB, INC.	9,932	0	9,932	0
CHROMEX	8,300	8,300	0	8,300
CHRONOLOGY CORP.	4,295	4,295	0	0
CHUBB NATIONAL FOAM, INC.	1,950	1,950	0	0
CHUBB, JOHN INSTRUMENTATION	2,439	2,439	0	0
CIBA-GEIGY CORP.	5,311	4,633	678	0
CIC FITNESS EQUIPMENT WAREHOUSE	5,104	5,104	0	0
CIC/MIC	2,500	2,500	0	0
CID TECHNOLOGIES, INC.	19,590	19,590	0	0
CIDTEC	6,180	6,180	0	6,180
CIMCORP, INC.	359,900	359,900	0	0
CINCINNATI SUB-ZERO PRODUCTS	17,465	17,465	0	0
CINCOM SYSTEMS, INC.	26,600	26,600	0	0
CINE 60	2,921	2,921	0	0
CINEMA SAFETY PRODUCTS, INC.	1,183	498	685	0
CINEMA SERVICES OF LAS VEGAS	9,542	9,542	0	0
CIPRICO	1,275	1,275	0	0
CIRCLE SEAL CONTROLS, INC.	50,065	50,065	0	0
CIRCON CORP.	1,036	1,036	0	0
CIRCUIT COMPONENTS, INC.	5,868	5,868	0	0
CIRCUIT DESIGN SPECIALTIES, INC.	1,491	1,491	0	0
CIRCUIT PARTNERS, INC.	21,073	21,073	0	0
CIRCUIT SHOP, THE	127,385	127,385	0	127,385
CIRCUITECH, INC.	33,074	33,074	0	0
CIRCUITS PLUS	13,655	13,655	0	13,655
CIRVIS	1,894	0	1,894	0
CIS GRAPHICS, INC.	6,737	6,737	0	0
CISCO SYSTEMS, INC.	702,335	702,335	0	0
CITA TECHNOLOGIES, INC.	5,185	0	5,185	0
CITADEL COMPUTER CORP.	4,260	4,260	0	0
CITIZENS POWER & LIGHT CORP.	50,000	50,000	0	0
CITY OF ALBUQUERQUE	142,213	142,213	0	142,213
CITY OF AUSTIN ELECTRIC UTILITIES	58,100	58,100	0	0
CITY TOOL DIE & MFG. CO., INC.	26,580	0	26,580	0
CJ ENTERPRISES, INC.	9,464	9,464	0	9,464

Supplier Name	Total \$	SNL/NM \$	SNL/CA \$	NM \$
CLARIS CORP.	4,565	1,272	3,293	0
CLARITY SOFTWARE, INC.	3,088	0	3,088	0
CLARK ANALYTICAL	70,000	70,000	0	70,000
CLARK EQUIPMENT CO.	8,290	8,290	0	0
CLARK INSTRUMENTATION, INC.	186,980	186,980	0	0
CLARK SECURITY PRODUCTS, INC.	8,347	3,898	4,449	0
CLARK SURGICAL CORP.	1,390	1,390	0	0
CLARK TRUCK EQUIPMENT/WALDON, INC.	36,431	36,431	0	36,431
CLARKLIFT OF EL PASO, INC.	99,768	99,768	0	99,768
CLARK, RICHARDSON & BISKUP	23,000	23,000	0	0
CLARY CORP.	3,930	0	3,930	0
CLAR, SAM OFFICE FURNITURE	9,710	0	9,710	0
CLASS ONE TECHNICAL SERVICES, INC.	4,776	4,776	0	4,776
CLASSIC CONVERSIONS	7,599	7,599	0	7,599
CLAUSEN COMPUTER SOLUTIONS, INC.	2,539	0	2,539	0
CLAY-GROOMER MACHINE SHOP	1,650	1,650	0	1,650
CLAYTON COMPUTER SYSTEMS	1,990	0	1,990	0
CLAYTON ENVIRONMENTAL CONSULTANTS	25,070	0	25,070	0
CLEAN AIR SYSTEMS CORP.	36,618	36,618	0	0
CLEAN ROOM COMPONENTS CORP.	4,150	4,150	0	4,150
CLEAN ROOM PRODUCTS, INC.	9,559	8,380	1,179	0
CLEAN ROOM SOLUTIONS	2,894	2,894	0	1,928
CLEARPOINT	11,298	11,298	0	2,534
CLEARPOINT RESEARCH CORP.	3,165	0	3,165	0
CLEARY DEVELOPMENTS, INC.	3,794	2,700	1,094	0
C-LEC PLASTICS, INC.	190,150	190,150	0	0
CLEGG, R. & ASSOCIATES	4,483	0	4,483	0
CLESTRA CLEAN ROOM TECHNOLOGY	88,166	88,166	0	0
CLEVELAND CRYSTALS, INC.	10,204	9,307	897	0
CLEVELAND MACHINE CONTROLS, INC.	1,000	1,000	0	0
CLEVELAND WIRE CLOTH MFG. CO.	2,561	2,561	0	0
CLIMATE EQUIPMENT & DISTRIBUTING CO., INC.	9,083	9,083	0	9,083
CLIMAX SPECIALTY METALS CORP.	7,103	7,103	0	0
CLOCKS, INC.	2,358	2,358	0	0
CLOSED CIRCUIT PRODUCTS	3,534	3,534	0	0
CLOSED CIRCUIT TECHNOLOGY	3,397	3,397	0	3,397
CLOVER COMPUTERS	1,193	0	1,193	0
CLUBMAC	18,134	18,134	0	0
CM FURNACES, INC.	6,430	6,430	0	0
CMA, INC.	53,092	53,092	0	53,092
CMD TECHNOLOGY, INC.	1,751	1,751	0	0
CMI (CROMPTON-METERMASTER, INC.)	19,865	10,765	9,100	0
COACH'S CHASSIS	11,659	11,659	0	11,659
COAST COMPUTER POWER	1,150	0	1,150	0
COAST INSTRUMENTS	1,344	0	1,344	0
COASTWISE INDUSTRIAL CO.	6,503	0	6,503	0
COAT RITE	1,094	1,094	0	1,094
COATES HEATER CO.	3,800	3,800	0	0
COCOMP, INC.	8,885	6,650	2,235	0
CODONICS, INC.	34,706	34,706	0	0
COGNOS CORP.	12,696	0	12,696	0
COHERENT COMPONENTS GROUP	13,310	13,310	0	0
COHERENT, INC.	272,097	163,236	108,861	0
COHU, INC.	136,780	131,532	5,248	87,352
COIL CRAFT	1,875	1,585	290	0
COKER PUMP & EQUIPMENT CO.	1,418	0	1,418	0
COLBORNS SCHOOL & OFFICE SUPPLY	2,102	2,102	0	2,102
COLBY INSTRUMENTS, INC.	21,090	21,090	0	0

Supplier Name	Total \$	SNL/NM \$	SNL/CA \$	NM \$
COLE INSTRUMENT CORP.	1,060	1,060	0	0
COLE-PARMER INSTRUMENT CO.	114,080	82,855	31,225	0
COLIGHT	1,691	1,691	0	0
COLLEGE OF AMERICAN PATHOLOGISTS	1,716	1,716	0	0
COLLEGE OF SANTA FE	127,800	127,800	0	127,800
COLLIER BUILDING SPECIALTIES	3,153	0	3,153	0
COLLINS & AIKMAN	90,590	0	90,590	0
COLORADO ELECTRONIC HARDWARE	1,666	1,666	0	0
COLORADO SCHOOL OF MINES	175,270	175,270	0	0
COLORADO STATE UNIVERSITY	21,518	21,518	0	0
COLORADO VIDEO, INC.	3,000	3,000	0	0
COLORSOFT, INC.	5,126	5,126	0	0
COLUMBIA CASCADE	3,800	0	3,800	0
COLUMBIA SCIENTIFIC INDUSTRIES	120,057	120,057	0	0
COLUMBIA UNIVERSITY	50,000	50,000	0	0
COLUTRON RESEARCH CORP.	1,084	0	1,084	0
COMAC SYSTEMS CORP., THE	3,580	0	3,580	0
COMARK	1,308	559	749	0
COMB COMPANY	1,034	35	999	0
COMBINET	20,800	20,800	0	0
COMBOY, BOB	24,850	24,850	0	24,850
COMBUSTION SYSTEMS, INC.	24,026	24,026	0	24,026
COMDATA	1,000	1,000	0	0
COMDISCO SYSTEMS, INC.	74,865	74,865	0	0
COMGRAPHIX, INC.	61,379	61,379	0	61,379
COM-KYL, INC.	2,211	1,584	627	0
COMLINEAR CORP.	38,705	38,705	0	31,763
COMMAIR MECHANICAL SERVICES	20,174	0	20,174	0
COMMERCIAL CRYSTAL LABS, INC.	2,470	2,470	0	0
COMMERCIAL EQUIPMENT SALES	38,610	38,610	0	0
COMMERCIAL FENCE CO., INC.	142,061	0	142,061	0
COMMERCIAL HONING	5,950	5,950	0	0
COMMERCIAL INTERTECH	2,041	2,041	0	0
COMMERCIAL PLASTICS & SUPPLY CO.	5,738	0	5,738	0
COMMERCIAL SOUND SYSTEMS	5,741	5,741	0	5,741
COMMODORE BUSINESS MACHINES	1,356	1,356	0	1,356
COMMONWEALTH FILMS, INC.	3,378	2,950	428	0
COMMUNICATION CONCEPTS CORP.	7,199	7,199	0	7,199
COMMUNICATION INSTRUMENTS, INC.	3,379	3,379	0	0
COMMUNICATION RESEARCH CORP.	12,500	12,500	0	0
COMMUNICATION STRATEGIES, INC.	56,600	56,600	0	56,600
COMMUNICATION WORKS, INC.	2,216	2,216	0	0
COMMUNICATIONS APPLICATIONS	3,000	3,000	0	3,000
COMMUNICATIONS ENGINEERING, INC.	14,198	14,198	0	0
COMMUNICATIONS GROUP, INC. (CGI)	3,600	3,600	0	0
COMMUNICATIONS WORLD OF ALBUQUERQUE	2,975	2,975	0	2,975
COMPACT SOFTWARE	24,360	24,360	0	0
COMPAQ COMPUTER CORP.	210,443	210,443	0	0
COMPATIBLE MICRO SOLUTIONS	36,157	36,157	0	11,016
COMPATIBLE SYSTEMS CORP.	3,410	3,410	0	0
COMPCONTROL, INC.	6,864	6,864	0	0
COMPLETE LINE, THE	77,000	0	77,000	0
COMPLETE OFFICE SYSTEMS	157,840	157,840	0	157,840
COMPLETE OPTO ELECTRONICS, LTD.	23,000	23,000	0	0
COMPOSIFLEX, INC.	3,390	3,390	0	0
COMPOSITE TOOLING CORP.	14,519	14,519	0	14,519
COMPREHENSIVE COUNSELING ASSOC.	127,936	127,936	0	127,936
COMPRESSION LABS, INC.	112,726	104,010	8,716	0

Supplier Name	Total \$	SNL/NM \$	SNL/CA \$	NM \$
COMPROBE, INC.	1,385	1,385	0	0
COMPUADD CORP.	294,642	294,385	257	27,636
COMPUADD EXPRESS	2,798	0	2,798	0
COMPUCENTRO	4,898	4,898	0	0
COMPUCLASSICS	6,665	6,665	0	0
COMPUCOM SYSTEMS, INC.	101,695	3,766	97,929	0
COMPU DYNE	43,632	36,176	7,456	0
COMPU-FIX	3,281	3,281	0	3,281
COMPU-MEDIA	262,704	262,704	0	262,704
COMPUNET	64,245	64,245	0	64,245
COMPUSA, INC.	1,622	0	1,622	0
COMPUSERVE, INC.	16,950	15,450	1,500	0
COMPUSOFT	6,727	6,727	0	6,727
COMPUT ABILITY	8,369	7,784	586	0
COMPUTECH	3,927	3,927	0	3,927
COMPUTER AIDED STRUCTURAL ANALYSIS	2,000	2,000	0	0
COMPUTER ATTIC	10,886	0	10,886	0
COMPUTER BIZ, INC.	60,227	0	60,227	0
COMPUTER CENTER OF HAYWARD	112,241	0	112,241	0
COMPUTER COACH	1,125	1,125	0	1,125
COMPUTER CORNER	125,269	125,269	0	125,269
COMPUTER DISCOUNT WAREHOUSE	44,088	12,453	31,635	0
COMPUTER DISCOUNTERS	41,710	41,710	0	41,710
COMPUTER IMAGING CONSULTANTS	54,430	54,430	0	0
COMPUTER LIBRARY	9,569	9,569	0	0
COMPUTER ONE	7,978,569	7,978,569	0	7,978,569
COMPUTER PLACE	3,000	3,000	0	0
COMPUTER PRODUCTS, INC.	16,194	16,194	0	0
COMPUTER PROFESSIONALS, INC.	1,138,010	1,138,010	0	1,138,010
COMPUTER ROOM SUPPORT SYSTEMS	3,270	3,270	0	0
COMPUTER SELECTION	31,202	0	31,202	0
COMPUTER SOURCE	15,074	0	15,074	0
COMPUTER SUPPLIES BY SAYERS, INC.	994,169	955,934	38,235	0
COMPUTER SUPPLIES WAREHOUSE, INC.	11,907	11,907	0	11,907
COMPUTER SUPPORT CORP.	1,169	1,169	0	0
COMPUTER SYSTEMS ARCHITECTS	3,618	3,618	0	0
COMPUTER SYSTEMS REPAIR	1,995	0	1,995	0
COMPUTER SYSTEMS TECHNOLOGY	30,461	30,461	0	0
COMPUTER TEACHING CORP.	2,730	2,730	0	0
COMPUTER TECHNIQUES	2,785	2,785	0	0
COMPUTER WAREHOUSE	2,968	2,968	0	2,968
COMPUTER WARE, INC.	127,666	0	127,666	0
COMPUTER WORKS	200,671	200,671	0	200,671
COMPUTERLAND	926,727	295,187	631,539	292,375
COMPUTERLAND NATIONAL ACCOUNTS	238,259	238,259	0	92,208
COMPUTERS FOR DESIGN	2,294	2,294	0	2,294
COMPUTERS GALORE	44,833	44,833	0	44,833
COMPUTERWARE	12,924	0	12,924	0
COMPUTERWARE DATA PRODUCTS, INC.	2,524	2,524	0	0
COMPUTOUCH	10,059	10,059	0	10,059
COMPUWARE CORP.	27,567	27,567	0	0
COMPWARE CORP.	11,390	11,390	0	0
COMSAT GENERAL CORP.	20,000	20,000	0	0
COMSEARCH	1,860	1,860	0	0
COMSEL CORP.	13,196	13,196	0	0
COMSTOCK, INC.	4,908	4,908	0	0
COMTEK COMPUTER	6,078	0	6,078	0
COMTEK INDUSTRIES	2,399	0	2,399	0
COMTRADE	35,260	35,260	0	0

Supplier Name	Total \$	SNL/NM \$	SNL/CA \$	NM \$
CONAX BUFFALO CORP.	6,749	6,749	0	0
CONAX FLORIDA CORP.	7,930	7,930	0	0
CONCEPTRONIC, INC.	35,915	35,915	0	0
CONCEPTS, INC.	8,000	8,000	0	0
CONCORD ASSOCIATES	330,000	330,000	0	0
CONCORDE TECHNOLOGIES	12,025	12,025	0	0
CONCRETE CORING CO.	13,025	13,025	0	13,025
CONCRETE SYSTEMS, INC.	1,168	1,168	0	1,168
CONCURRENT COMPUTER CORP.	126,002	98,166	27,836	0
CONE DRIVE OPERATIONS	4,040	0	4,040	0
CONGRESSIONAL INFORMATION SERVICE, INC.	17,680	17,680	0	0
CONGRESSIONAL QUARTERLY, INC.	1,320	1,320	0	0
CONNECTICUT INSTRUMENT CORP.	2,110	2,110	0	0
CONNECTING DEVICES	4,158	4,158	0	0
CONNECTING POINT	219,777	150,094	69,683	150,094
CONNER FORMED METAL PRODUCTS	1,500	1,500	0	0
CONNER INVESTMENT CO., INC.	12,215	12,215	0	0
CONNOR-WINFIELD CORP.	3,008	3,008	0	0
CONSILIUM	80,464	80,464	0	0
CONSLER CORP.	1,546	1,546	0	0
CONSOLIDATED LANDSCAPE SERVICE	109,420	0	109,420	0
CONSOLIDATED PARTS, INC.	1,340	0	1,340	0
CONSOLIDATED PLASTICS CO., INC.	8,223	2,755	5,469	0
CONSOLVE, INC.	24,960	24,960	0	0
CONSTRUCTION BOOKSTORE, INC.	12,230	12,230	0	0
CONSTRUCTION RENTAL & SUPPLY, INC.	6,548	6,548	0	6,548
CONSTRUCTION SUPPORT EQUIPMENT CONSTRUCTORS, INC.	6,418	6,418	0	6,418
CONSULTANTS & DESIGNERS, INC.	37,286	37,286	0	37,286
CONSULTANTS & DESIGNERS, INC.	285,000	285,000	0	285,000
CONSUMER TECHNICAL SERVICES, INC.	3,625	3,625	0	3,625
CONTACT EAST, INC.	10,998	5,612	5,386	0
CONTACT NEW MEXICO	2,010	2,010	0	2,010
CONTAINER PRODUCTS CORP.	12,753	7,848	4,905	0
CONTAINER STORAGE, INC.	1,140	0	1,140	0
CONTAMINATION TECHNOLOGY	2,208	2,208	0	0
CONTEC USA, INC.	2,893	2,893	0	0
CONTEMPORARY CYBERNETICS	71,825	67,855	3,970	0
CONTINENTAL AIR TOOL, INC.	3,927	0	3,927	0
CONTINENTAL AWARDS & PROMOTION	2,778	0	2,778	0
CONTINENTAL DYNAMICS CORP.	12,153	5,294	6,859	0
CONTINENTAL INSTRUMENTS CORP.	5,270	5,270	0	0
CONTINENTAL MACHINING CO., INC.	658,273	658,273	0	658,273
CONTINENTAL MICROWAVE & TOOL CO., INC.	7,017	7,017	0	0
CONTINENTAL OPTICAL CORP.	50,900	50,900	0	0
CONTINENTAL PAPER CO.	1,405	0	1,405	0
CONTINUUM	30,330	23,120	7,210	0
CONTRACT ASSOCIATES	139,483	139,483	0	139,483
CONTRACT OFFICE GROUP, INC. (COG)	2,741	0	2,741	0
CONTRACT SERVICES CO.	222,656	0	222,656	0
CONTRAVES USA, INC.	25,124	25,124	0	0
CONTROL LASER CORP.	1,600	1,600	0	0
CONTROL MASTER PRODUCTS, INC.	1,948	1,948	0	0
CONTROL MOLDING, INC.	1,210	1,210	0	0
CONTROL SYSTEMS, INC.	67,512	67,512	0	67,512
CONTROL TECH	5,572	5,572	0	0
CONTROL VISION, INC.	106,898	88,760	18,138	0
CONTROLS FOR ENVIRONMENTAL POLLUTION, INC.	25,000	25,000	0	25,000

Supplier Name	Total \$	SNL/NM \$	SNL/CA \$	NM \$
CONTROLTRON	10,515	10,515	0	0
CONVERGENT SOLUTIONS, INC.	2,275	2,275	0	0
CONVERSION DEVICES, INC.	1,036	1,036	0	0
CONVERTER CONCEPTS, INC.	1,004	1,004	0	0
CONVERY & ASSOCIATES	4,500	4,500	0	4,500
CONVEX COMPUTER CORP.	2,265,853	817,090	1,448,763	817,090
COOKE CORP., THE	24,963	24,963	0	0
COOKE, G. M. ASSOCIATES	3,094	0	3,094	0
COOK'S BUILDING SPECIALTIES	3,560	3,560	0	3,560
COOK, C. LEE	2,032	0	2,032	0
COONER WIRE CO.	5,477	5,477	0	0
COOPER GRAPHICS, INC.	4,284	4,284	0	4,284
COOPER-GRIFFIN WATER SERVICES	4,500	4,500	0	4,500
COORS, ADOLPH CO.	41,587	20,095	21,492	0
COORS CERAMICS CO.	11,341	10,871	470	0
COPELLO, LARRY, INC.	2,650	2,650	0	0
COPLEY CONTROLS, INC.	20,008	928	19,080	0
COPPER & BRASS SALES, INC.	7,147	7,147	0	0
COPPUS ENGINEERING CORP.	11,306	11,306	0	0
COPY SYSTEMS, INC.	4,705	4,705	0	0
COPY-KRAFT, INC.	593,181	593,181	0	593,181
CORBIN MANUFACTURING & SUPPLY	1,609	1,609	0	0
CORCORAN, R. S. CO.	2,544	2,544	0	0
CORDELLA MARKETING	1,205	0	1,205	0
CORDIN CO., THE	35,101	32,113	2,988	0
CORE INTERNATIONAL	34,647	34,647	0	0
COREL SYSTEMS CORP.	6,944	6,111	833	0
CORION CORP.	3,282	1,694	1,588	0
CORNELL COMPUTER CORP.	2,302,000	2,302,000	0	0
CORNELL UNIVERSITY	202,754	202,754	0	0
CORNERSTONE COMPUTERS	25,728	0	25,728	0
CORNING GLASS WORKS	8,127	8,127	0	0
COROMETRICS MEDICAL SYSTEMS	18,220	18,220	0	0
CORONADO MACHINE, INC.	188,275	188,275	0	188,275
CORONET/MTI FILM AND VIDEO, INC.	3,875	3,875	0	0
CORPORATE COMPUTER SYSTEMS, INC.	1,000	1,000	0	0
CORPORATE INTERIOR AND DESIGN	4,945	0	4,945	0
CORPORATE SYSTEMS CENTER	10,029	7,801	2,228	0
CORSOFT	8,491	7,467	1,024	0
CORTEL CO.	24,233	24,233	0	0
CORVALLIS MICROTECHNOLOGY (CMT)	1,484	0	1,484	0
COSMO OPTICS, INC.	14,750	14,750	0	0
COSMODYNE MFG., INC.	134,920	134,920	0	134,920
COSTAR CORP.	3,313	3,006	307	0
COTTON, JAY	7,800	0	7,800	0
COULTER ELECTRONICS, INC.	88,548	88,548	0	0
COULTER STEEL & FORGE	11,573	11,573	0	0
COUNCIL FOR CONTINUOUS IMPROVEMENT	15,000	0	15,000	0
COUNTRY CHARM	1,035	1,035	0	1,035
COURTAULDS AEROSPACE	1,089	1,089	0	0
COUSINO METAL PRODUCTS, INC.	36,020	36,020	0	0
COVAC VACUUM SERVICES	316,675	0	316,675	0
COVEY LEADERSHIP CENTER	20,300	19,858	442	0
COVID, INC.	2,230	2,230	0	0
COVOX, INC.	1,116	1,116	0	0
COX ENGRAVING	30,405	30,405	0	30,405
COX, ROGER PETROLEUM	61,104	61,104	0	61,104
CPD ENGINEERING, INC.	2,550	2,550	0	0
CPN ELECTRONICS, INC.	11,606	11,606	0	0

Supplier Name	Total \$	SNL/NM \$	SNL/CA \$	NM \$
C-POWER INDUSTRIES, INC.	3,444	3,444	0	0
CRABTREE, LEE & ASSOCIATES	2,090	2,090	0	0
CRAFTSMAN SIGN COMPANY	1,080	1,080	0	1,080
CRANE RESISTOFLEX CO.	17,341	0	17,341	0
CRANE SERVICE, INC.	21,205	21,205	0	11,484
CRANEL, INC.	2,130	0	2,130	0
CRANE, JOHN BELFAB	4,369	4,369	0	0
CRANE, WILLIAM A.	2,000	2,000	0	0
CRAWFORD, DALE & ASSOCIATES	430,000	430,000	0	430,000
CRAWFORD/KOINONIA, DALE	850,000	850,000	0	850,000
CREAREX, INC.	15,000	15,000	0	0
CREATIVE COMPUTER SERVICES	830,771	830,771	0	830,771
CREATIVE CONSULTANTS	44,437	44,437	0	44,437
CREATIVE INTEGRATION, INC.	15,931	0	15,931	0
CREATIVE MEDIA DEVELOPMENT, INC.	2,571	0	2,571	0
CREDENCE SYSTEMS CORP.	1,600	0	1,600	0
CREE RESEARCH, INC.	4,400	4,400	0	0
CREECH MOTOR SPORTS	12,990	12,990	0	0
CRENLO, INC.	2,122	2,122	0	2,122
CREST ULTRASONICS	3,360	3,360	0	0
CRESTLINE PLASTICS, INC.	6,783	6,068	715	6,068
CREST/GOOD	1,896	0	1,896	0
CRITERION, INC.	8,925	3,925	5,000	0
CRUZ, L. P.	5,656	0	5,656	0
CRWTH COMPUTER COURSEWARES	56,750	56,750	0	0
CRYOFAB, INC.	14,159	14,159	0	0
CRYSTACOMM, INC.	4,950	4,950	0	0
CRYSTAL MARK, INC.	1,200	1,200	0	0
CRYSTAL SEMICONDUCTOR CORP.	2,618	2,618	0	2,618
CRYSTAL SPECIALTIES INTERNATIONAL	4,703	4,703	0	0
CRYSTAL SPRINGS BOTTLED WATER	81,286	81,286	0	81,286
CRYSTAL TECHNOLOGY, INC.	41,315	39,715	1,600	0
CS CONSULTANTS	12,000	12,000	0	12,000
CSC INDEX	42,500	42,500	0	0
CSI TECHNOLOGIES, INC.	2,555	2,555	0	0
CSK CO., LTD.	6,200	6,200	0	0
CSPi	6,340	6,340	0	0
CSS LABORATORIES, INC.	29,222	29,222	0	0
CT ENGINEERING CO.	1,023	1,023	0	1,023
CTC TECHNOLOGIES	49,525	49,525	0	0
C-TEK, INC.	9,209	9,209	0	0
CTI COURSEWARE TECH	1,595	1,595	0	0
CTI ELECTRONICS CORP.	2,224	2,224	0	0
CTR FOR STRATEGIC & INTERNATIONAL STUDIES	40,000	40,000	0	0
CTS CORP.	2,198	2,198	0	554
CUBIC CORP.	17,400	17,400	0	0
CUISENAIRE CO. OF AMERICA, INC.	4,160	4,160	0	0
CUMMINS INTERMOUNTAIN, INC.	21,144	21,144	0	0
CUMMINS POWER GENERATION, INC.	145,112	145,112	0	0
CUMMINS SOUTHWEST, INC.	24,042	23,667	375	24,042
CUPP'S INDUSTRIAL SUPPLY	3,129	3,129	0	0
CURRENT RESEARCH	17,250	17,250	0	0
CURTIN MATHESON SCIENTIFIC, INC.	1,999	1,999	0	0
CURTIS, L. N. & SONS	1,270	0	1,270	0
CUSHION CUT	16,376	16,376	0	0
CUSHMAN ENGINEERING CO.	111,834	111,834	0	111,834
CUSTOM APPLICATIONS, INC.	1,946	1,946	0	0
CUSTOM COMPUTER CORP.	73,456	73,456	0	73,456

Supplier Name	Total \$	SNL/NM \$	SNL/CA \$	NM \$
CUSTOM ELECTRONICS, INC.	1,066,330	1,066,330	0	0
CUSTOM MICROWAVE, INC.	6,250	6,250	0	0
CUSTOM TECHNICAL CERAMICS	1,231	1,231	0	0
CUSTOMCRAFT FIXTURES	5,295	5,295	0	5,295
CVI LASER CORP.	260,285	183,449	76,836	182,369
CVI, INC.	26,247	26,247	0	0
CYBER RESEARCH, INC.	8,875	7,038	1,837	0
CYBEREX	23,521	23,521	0	23,521
CYBERMATION, INC.	6,690	6,690	0	0
CYBEX CORP.	2,265	2,265	0	0
CYCLE CAVE	24,436	24,436	0	24,436
CYLINDER OPTICS, INC.	3,500	0	3,500	0
CYLINK CORP.	170,248	170,248	0	0
CYMATIX	4,434	0	4,434	0
CYNOSURE, INC.	45,950	43,650	2,300	0
CYPRESS SEMICONDUCTOR CORP.	12,715	12,715	0	1,550
CYPRUS FOOTE MINERAL CO.	1,665	1,665	0	0
CYPRUS METALS MARKETING	1,780	1,780	0	0
D&D TIRE	2,700	2,700	0	0
D&E CONSTRUCTION CO.	1,036,539	1,036,539	0	1,036,539
D&G SIGN & LABEL CO.	1,973	0	1,973	0
D&H PUMP SERVICE, INC.	9,900	9,900	0	0
D&M AUTO PARTS	7,175	0	7,175	0
D&R STORAGE TANK CO.	4,850	4,850	0	4,850
DA SERVICES, INC.	2,148	2,148	0	0
DABURN ELECTRONICS & CABLE CORP.	8,052	164	7,888	0
DAE INSTRUMENTS & SERVICE	3,282	3,282	0	0
DAGAN, DR. GEDEON	10,000	10,000	0	0
DAGE MTI, INC.	5,205	5,205	0	0
DAHLIN, C. A. CO.	532,742	532,742	0	0
DAHL, INC.	251,245	250,710	535	250,710
DAICO INDUSTRIES, INC.	4,128	4,128	0	0
DAIGGER SCIENTIFIC	12,787	12,787	0	0
DAIGGER, A., INC.	7,252	4,897	2,355	0
DAIRY SPECIALTY CO., INC.	1,947	1,947	0	1,947
DAK INDUSTRIES, INC.	5,792	5,663	129	0
DALE ELECTRONICS, INC.	14,659	14,659	0	0
DALLAS DIGITAL CORP.	38,969	38,969	0	0
DALLAS INSTRUMENTS, INC.	4,500	4,500	0	0
DALSA, INC.	18,480	15,200	3,280	0
DAMARK INTERNATIONAL	1,687	1,687	0	0
DANFORD CORP.	5,820	5,820	0	0
DANFOSS-EMC, INC.	3,195	3,195	0	0
DANIELS MANUFACTURING CORP.	1,815	1,815	0	0
DANIELSON ASSOCIATES, INC.	139,308	110,153	29,156	23,500
DANIELS, R. E. CO.	5,600	5,600	0	0
DANLIN PRODUCTS, INC.	140,348	140,348	0	140,348
DAPPLE SYSTEMS	8,900	8,900	0	0
DARCY, N. A. CO.	2,526	1,916	610	0
DAREX	3,114	2,216	898	0
DARRAH ELECTRIC CO.	1,930	1,930	0	0
DARTEK COMPUTER SUPPLY CORP.	3,185	1,556	1,629	0
DASSE DESIGN, INC.	75,000	0	75,000	0
DATA COMPOSITION	6,170	2,759	3,410	0
DATA DOCUMENTS, INC.	9,838	9,838	0	9,838
DATA GENERAL CORP.	1,236,936	1,235,169	1,767	1,168,762
DATA HANDLING CO., INC.	71,317	71,317	0	71,317
DATA INSTRUMENTS, INC.	1,940	1,940	0	0
DATA I/O CORP.	70,585	58,933	11,652	0

Supplier Name	Total \$	SNL/NM \$	SNL/CA \$	NM \$
DATA LINK INFORMATION SOLUTION	25,000	25,000	0	0
DATA MANAGEMENT SYSTEMS	4,000	4,000	0	4,000
DATA NET	8,903	0	8,903	0
DATA PRO MARKETING, INC.	3,990	3,990	0	0
DATA PRODUCTS & SERVICES, INC.	1,115	1,115	0	0
DATA PROOF	1,700	1,700	0	0
DATA STORAGE MARKETING	9,836	9,836	0	0
DATA SWITCH CORP.	2,390	2,390	0	0
DATA SYSTEMS SALES	10,645	6,500	4,145	0
DATA TERMINAL SERVICE, INC.	2,090	2,090	0	2,090
DATA TRANSLATION, INC.	68,200	29,743	38,457	0
DATA TRAXSYSTEMS CORP.	10,600	10,600	0	0
DATA WORLD, INC.	13,664	2,495	11,169	0
DATABILITY SYSTEMS, INC.	1,200	1,200	0	0
DATACOMM SERVICE CORP.	4,920	4,920	0	0
DATACO, INC.	3,484	3,484	0	3,484
DATACUBE, INC.	214,350	174,425	39,925	0
DATA-LINE OFFICE SYSTEMS	6,102	6,102	0	6,102
DATALINK	27,630	24,664	2,966	0
DATALINK NORTHWEST	2,487	2,487	0	0
DATALLOY, INC.	1,290	1,290	0	0
DATAPLEX CORP.	22,088	22,088	0	22,088
DATARAM CORP.	81,453	81,453	0	0
DATARITE	2,475	0	2,475	0
DATASAFE TECH	30,890	30,890	0	0
DATASOL	22,478	22,478	0	0
DATASTREAM SYSTEMS	1,850	1,100	750	0
DATATAPE INCORPORATED	197,530	197,530	0	0
DATATECH	6,699	1,709	4,990	6,699
DATA-TECH INSTITUTE	3,180	3,180	0	0
DATATRONIX	22,665	22,665	0	0
DATEL, INC.	92,438	89,684	2,754	0
DATUM, INC.	57,637	37,087	20,550	18,953
DAVIDSON OPTRONICS, INC.	33,450	33,450	0	0
DAVIDSON, D. S. CO., INC.	15,000	15,000	0	0
DAVINCI GRAPHICS, INC.	3,612	3,612	0	0
DAVIS AUDIO-VISUAL, INC.	109,791	109,791	0	109,791
DAVIS INSTRUMENTS	2,611	1,728	883	0
DAVIS & SANFORD CO., INC.	1,250	1,250	0	0
DAVIS, TERRY	2,000	2,000	0	2,000
DAVRO OPTICAL SYSTEMS, INC.	1,950	1,950	0	0
DAWN	1,085	1,085	0	0
DAWSON, PAUL	8,000	0	8,000	0
DAYNA COMMUNICATIONS, INC.	8,329	7,372	957	0
DAYSTAR, INC.	49,373	49,323	50	49,323
DAY-TIMERS, INC.	4,879	4,262	617	0
DAYTRONIC CORP.	12,100	0	12,100	0
DAY, BERNARD E.	10,000	10,000	0	0
DAZIX	470,891	0	470,891	0
DAZZLING DESIGNS	1,140	0	1,140	0
DC DRIVES	11,932	11,932	0	0
DC ELECTRONICS	7,837	7,590	247	0
DCC CORP.	2,372	1,747	625	0
DCI, INC.	1,000	1,000	0	0
DCM CORP.	184,525	184,525	0	184,525
DE LA PORTE & ASSOCIATES, INC.	187,703	166,283	21,420	187,703
DE LUNA & ASSOCIATES	2,016	2,016	0	2,016
DE MARSILY, GHISLAIN	30,000	30,000	0	0
DEAN, SUSAN J.	6,500	6,500	0	6,500

Supplier Name	Total \$	SNL/NM \$	SNL/CA \$	NM \$
DEAN/KRUEGER & ASSOC., INC.	15,000	15,000	0	15,000
DEAR, JOHN A., JR.	15,000	15,000	0	15,000
DECIBEL PRODUCTS, INC.	13,555	13,555	0	0
DECISION GENERAL CORP.	6,170	0	6,170	0
DECISION SCIENCE APPLICATIONS	297,922	297,922	0	0
DECOM SYSTEMS, INC.	43,475	30,175	13,300	0
DEFENSE LOGISTICS, INC.	3,500	3,500	0	0
DEFENSE MEASUREMENT SYSTEMS	268,290	268,290	0	0
DEFENSE SYSTEMS & TECHNOLOGY, INC.	78,100	78,100	0	0
DEFINICON INTERNATIONAL CORP.	7,618	7,618	0	0
DEF-TEC CORP.	9,713	9,713	0	0
DEGUSSA CORP.	1,703	1,703	0	0
DEH PRINTED CIRCUITS, INC.	249,909	249,909	0	0
DEIBER, FREDERICK H.	1,000	1,000	0	1,000
DEISTER ELECTRONICS USA, INC.	2,985	0	2,985	0
DEKKER & ASSOCIATES PC	539,816	539,816	0	539,816
DEL ELECTRONICS CORP.	3,654	3,319	335	0
DEL RIO ELECTRIC CO.	134,031	134,031	0	134,031
DELATECH, INC.	35,453	35,453	0	0
DELKER CORP.	1,400	1,400	0	0
DELL MARKETING CORP.	760,999	693,734	67,265	0
DELMHORST INSTRUMENT CO.	1,390	0	1,390	0
DELOATCH, EUGENE M.	3,500	3,500	0	0
DELRINA TECHNOLOGY, INC.	5,711	5,711	0	0
DEL'S CAMERA	4,865	4,865	0	0
DELTA COMPUTER SYSTEMS, INC.	2,141	2,141	0	0
DELTA DESIGN, INC.	25,417	25,417	0	5,710
DELTA EDUCATION	3,607	3,607	0	0
DELTA ELECTRONICS MFG. CORP.	6,286	6,286	0	0
DELTA F CORP.	62,290	60,340	1,950	0
DELTA INFORMATION SYSTEMS	49,632	49,632	0	0
DELTA SONICS	18,748	18,748	0	0
DELTA STAR, INC.	408,363	408,363	0	0
DELTA UNIFORM & LINEN	65,100	65,100	0	65,100
DELTAM SYSTEMS, INC.	110,000	0	110,000	0
DELTA-T CO.	1,310	1,310	0	0
DELTEC CORP.	2,000	2,000	0	0
DELTECH, INC.	162,360	162,360	0	0
DELTRON PRECISION, INC.	1,867	1,867	0	0
DEMCO, INC.	1,100	165	935	0
DEMO SOURCE, INC.	2,092	0	2,092	0
DEMOTT BUSINESS SYSTEMS	3,500	3,500	0	0
DENEB ROBOTICS, INC.	299,535	299,535	0	0
DENEBA SOFTWARE	1,990	842	1,148	0
DENNIS TOOL CO.	30,000	30,000	0	0
DENSAND, INC.	6,527	6,527	0	3,453
DENSE PAC MICROSYSTEMS, INC.	5,531	5,531	0	5,531
DENVER INSTRUMENT CO.	1,656	1,656	0	0
DENVER PIPE TUBE & BENDING, INC.	3,879	3,879	0	0
DERR ENTERPRISES	50,000	50,000	0	50,000
DESAI, CHANDRAKANT, S.	10,000	10,000	0	0
DESERT ANALYTICS	2,500	2,500	0	0
DESERT DISPLAYS	3,757	3,757	0	0
DESERT GLASS WORKS	2,795	2,795	0	0
DESIGN ANALYSIS ASSOCIATES	2,725	2,725	0	0
DESIGN PROFESSIONALS, INC.	871,431	871,431	0	871,431
DESIGN SCIENCE	1,899	1,652	247	0
DESIGN SOLUTIONS SOFTWARE	1,060	0	1,060	0
DESIGN WORKSHOP	39,535	39,535	0	0

Supplier Name	Total \$	SNL/NM \$	SNL/CA \$	NM \$
DESIGNATRONICS, INC.	4,789	4,308	482	0
DESIGNED LEARNING, INC.	22,710	22,710	0	0
DESKTOP SALES	6,800	0	6,800	0
DESPATCH INDUSTRIES, INC.	16,978	9,239	7,740	0
DETECTOR ELECTRONICS CORP.	18,433	0	18,433	0
DETECTOR TECHNOLOGY, INC.	25,445	24,780	665	0
DETORONICS CORP.	29,811	28,411	1,400	0
DETROIT DIESEL CORP.	211,422	211,422	0	0
DEUTSCH CO., THE	8,703	1,879	6,824	0
DEUTSCH METAL COMPONENTS	8,135	0	8,135	0
DEVCO CORP.	1,322	1,322	0	0
DEVELOPMENT ASSOCIATES CONTROL	8,026	3,000	5,026	0
DEVLIEG-BULLARD SERVICES GROUP	18,302	18,302	0	0
DEVRIES, RONALD C.	5,600	5,600	0	5,600
DEWCO WATER EQUIPMENT, INC.	9,562	9,562	0	0
DEXTER CORP., THE	142,791	142,791	0	0
DGH CORP.	11,484	11,484	0	0
DGR TECHNOLOGY	4,796	4,796	0	0
DH INSTRUMENTS, INC.	4,810	4,810	0	0
DIAGNOSTIC MARKETING CORP.	1,333	1,333	0	1,333
DIALOG INFORMATION SERVICES, INC.	407,890	407,890	0	0
DIAMOND ANTENNA & MICROWAVE CO.	2,375	2,375	0	2,375
DIAMOND B BODY & TRAILER CORP.	77,165	77,165	0	0
DIAMOND ELECTRIC, LTD.	1,926	1,926	0	1,926
DIAMOND GENERAL	4,995	4,995	0	0
DIAMOND GROUND PRODUCTS	1,600	0	1,600	0
DIAMOND MICRO SOLUTIONS	5,315	0	5,315	0
DIAMOND PRESS, INC.	23,499	23,499	0	23,499
DIAMOND TECHNOLOGIES	2,549	2,549	0	0
DIAMONEX, INC.	8,750	0	8,750	0
DIANO CORP.	5,425	5,425	0	0
DICKSON CO., THE	2,558	1,151	1,407	0
DICKSON TESTING CO., INC.	2,246	2,246	0	0
DICK, A. B. CO.	16,251	0	16,251	0
DICK, A. B./ITEK	2,558	0	2,558	0
DICOMED, INC.	24,884	0	24,884	0
DICON FIBEROPTICS, INC.	8,801	3,446	5,355	0
DICTAPHONE CORP.	3,458	3,318	140	3,318
DIELECTRIC SCIENCES, INC.	7,366	7,366	0	0
DIESEL MOTIVE & FUEL INJECTION	6,683	6,683	0	6,683
DIESEL TECHNOLOGY CORP.	15,720	0	15,720	0
DIETERICH-POST CO.	2,465	0	2,465	0
DIFFRACTION OPTICS	28,400	28,400	0	0
DIGIBOARD, INC.	34,229	34,229	0	0
DIGI-KEY CORP.	18,709	15,218	3,491	0
DIGITAL AUDIO CORP.	4,990	0	4,990	0
DIGITAL BASICS, INC.	2,175	2,175	0	0
DIGITAL DESIGN, INC.	13,040	13,040	0	0
DIGITAL EQUIPMENT CORP.	23,284,090	22,200,428	1,083,662	21,866,188
DIGITAL INFORMATION SYSTEM	2,825	2,825	0	0
DIGITAL INSTRUMENTATION TECHNOLOGY, INC.	2,235	2,235	0	2,235
DIGITAL INSTRUMENTS, INC.	54,100	4,350	49,750	0
DIGITAL LINK CORP.	131,242	131,242	0	0
DIGITAL MEDIA LABS	1,365	1,365	0	0
DIGITAL MICRONICS, INC.	20,105	20,105	0	0
DIGITAL PEN & INK	1,521	1,521	0	0
DIGITAL PRODUCTS, INC.	4,020	4,020	0	0
DIGITAL SOLUTIONS, INC.	4,215	0	4,215	0

Supplier Name	Total \$	SNL/NM \$	SNL/CA \$	NM \$
DIGITAL TECHNOLOGY, INC.	11,662	11,662	0	0
DIGITAL TOOLS, INC.	31,072	31,072	0	0
DIGITAL VISION, INC.	2,100	2,100	0	0
DIGITRONICS/SIXNET	11,838	11,838	0	0
DILLON QUALITY PLUS	1,565	1,565	0	0
DIMENSION TECHNOLOGIES, INC.	5,750	5,750	0	0
DIMENSIONAL CONTROL CORP.	4,880	0	4,880	0
DIMMER PERFORMANCE, INC.	3,897	3,897	0	0
DIONEX CORP.	67,131	56,776	10,355	0
DIONICS, INC.	3,195	3,195	0	0
DIRECTED ENERGY, INC.	5,413	5,263	150	0
DIRECTIONAL MANAGEMENT, INC.	40,000	40,000	0	0
DITCH WITCH OF NEW MEXICO	28,000	28,000	0	28,000
DI-TECH, INC.	1,930	1,930	0	0
DIVELY SCALE CO.	10,886	10,886	0	10,886
DIVERSIFIED COMPUTER SYSTEMS, INC.	1,639	1,639	0	0
DIVERSIFIED INSPECTIONS, INC.	743,000	743,000	0	0
DIVERSIFIED OFFICE SYSTEMS, INC.	1,990	1,990	0	1,990
DIVERSIFIED OPTICAL PRODUCTS, INC.	2,575	0	2,575	0
DIVERSIFIED TECHNOLOGY, INC.	10,229	10,027	202	0
DIVERSUS, INC.	1,086,058	1,086,058	0	1,086,058
DIXON PAPER CO., INC.	1,032,939	1,032,939	0	1,032,939
DIXSON, INC.	22,500	22,500	0	1,582
DKD ELECTRIC CO., INC.	5,920	5,920	0	5,920
DLM MACHINING	18,336	18,336	0	18,336
DO INDUSTRIES	8,759	8,759	0	0
DO-COMPUTER	2,000	2,000	0	0
DODGEN INDUSTRIES	85,099	85,099	0	0
DODGEN, CHARLES P. & ASSOCIATES	99,000	99,000	0	99,000
DOGGETT, JAMES W.	6,000	6,000	0	6,000
DOLAN-JENNER INDUSTRIES, INC.	1,047	1,047	0	0
DOLINAR BROTHERS, INC.	3,600	3,600	0	0
DOLPHIN MACHINE, INC.	9,843	9,843	0	0
DOLPHIN TRUCKING	10,472	10,472	0	10,472
DOMINGUEZ, INC.	141,766	141,766	0	141,766
DOMINO COMPUTERS	6,676	0	6,676	0
DONOHUE, ROBERT W.	2,000	2,000	0	2,000
DOORGUARD SYSTEMS, INC.	6,231	6,231	0	0
DOORN, JAMES	30,000	30,000	0	30,000
DORADO SYSTEMS CORP.	22,386	22,386	0	0
DORNIER SYSTEM GMBH	7,724	7,724	0	0
DORNSEIF, RONALD ASSOCIATES	14,968	14,968	0	0
DORN, DAVID	95,000	95,000	0	0
DOSIMETER CORP.	1,640	1,640	0	0
DOUBLE JAY ENTERPRISES	1,547	1,547	0	1,547
DOUGHTON, CHARLIE CONSULTANTS	15,275	15,275	0	0
DOUGLAS ENGINEERING CO.	4,582	4,582	0	3,601
DOVER TECHNOLOGIES INTERNATIONAL	1,410	1,410	0	0
DOW-CORNING CORP.	42,587	42,587	0	0
DOWCRAFT CORP.	56,001	56,001	0	0
DP COMPUTER	2,967	2,967	0	0
DP ELECTRONICS	57,031	14,995	42,036	0
DP ENTERPRISES, INC.	11,133,708	11,133,708	0	11,131,924
DP-TEK, INC.	1,695	1,695	0	0
DR CONSULTANTS	5,841	5,841	0	5,841
DR MAC, INC.	3,151	2,654	497	0
DRAGON SYSTEMS	2,495	2,495	0	0
DRAKE, DR. FRANK D.	14,000	14,000	0	0
DRANETZ TECHNOLOGIES, INC.	24,908	24,013	895	22,113

Supplier Name	Total \$	SNL/NM \$	SNL/CA \$	NM \$
DRAPER, CHARLES STARK LABORATORY, INC.	207,658	207,658	0	0
DRESSER INDUSTRIES, INC.	28,923	10,484	18,439	10,484
DREW RESOURCE CORP.	6,554	0	6,554	0
DREWS OPTICAL	6,280	6,280	0	0
DROPLET MEASUREMENT TECHNOLOGY	3,870	3,870	0	0
DRUCK, INC.	30,967	30,967	0	16,772
DRYDEN ENGINEERING CO., INC.	14,946	14,946	0	0
DRYTEK	45,094	45,094	0	0
D-S MARKETING, INC.	2,000	2,000	0	0
DSD CORP.	1,200	1,200	0	0
DSP DEVELOPMENT CORP.	28,965	28,965	0	0
DSP TECHNOLOGY, INC.	622,427	551,148	71,279	545,940
DTM CORP.	293,000	293,000	0	0
DUBAY CONSTRUCTION	18,004	18,004	0	18,004
DUBBELDEE HARRIS DIAMOND CORP.	3,498	0	3,498	0
DUFFERS SCIENTIFIC, INC.	6,705	6,705	0	0
DUKE CITY DISTRIBUTING	97,529	97,529	0	97,529
DUKE CITY FIRE & POLICE EQUIPMENT	1,030	1,030	0	1,030
DUKE CITY HOBBIES	1,600	1,600	0	1,600
DUKE ENGINEERING & SERVICES	160,000	65,000	95,000	0
DUKE SCIENTIFIC CORP.	2,549	2,549	0	0
DUKE UNIVERSITY	110,000	110,000	0	0
DUMEL CORP.	18,426	0	18,426	0
DUN & BRADSTREET, INC.	15,188	15,188	0	0
DUNCAN, VICTOR, INC.	2,700	2,700	0	0
DUPONT NDT SYSTEMS	4,975	4,975	0	0
DUPONT, E. I. DE NEMOURS & CO., INC.	409,373	219,973	189,400	0
DURALAB EQUIPMENT CORP.	5,029	0	5,029	0
DURIRON CO., INC.	1,748	1,748	0	0
DURO-TEST CORP.	7,256	7,256	0	5,344
DUSTIN DISCOUNT SOFTWARE	4,224	(168)	4,392	0
DUTCH HILL CORP.	1,000	1,000	0	0
D-VELCO MFG. OF ARIZONA	55,800	55,800	0	0
DWL ARCHITECTS & PLANNERS, INC.	100,000	100,000	0	100,000
DWYER INSTRUMENTS, INC.	2,580	582	1,999	0
DWYER, PROF. HARRY A.	30,000	0	30,000	0
DX COMMUNICATIONS, INC.	1,980	1,980	0	0
DYER ENERGY SYSTEMS, INC.	58,378	58,378	0	0
DYER PAINT CO., INC.	1,206	1,206	0	1,206
DYMA ENGINEERING, INC.	197,289	197,289	0	197,289
DYMEC, INC.	5,205	5,205	0	0
DYNA INDUSTRIES, INC.	17,197	17,197	0	0
DYNAIR ELECTRONICS, INC.	24,071	16,921	7,150	0
DYNAMET TECHNOLOGY	17,550	0	17,550	0
DYNAMIC ELECTRONICS, INC.	7,080	7,080	0	0
DYNAMIC GRAPHICS, INC.	36,971	36,971	0	0
DYNAMIC PACKAGING, INC.	2,304	2,304	0	0
DYNAMIC SCIENCES, INC.	5,625	5,625	0	0
DYNAMIC SOFT ANALYSIS, INC.	1,139	1,139	0	0
DYNAMIC SYSTEMS RESEARCH, INC.	10,000	10,000	0	0
DYNAMIC VALVES, INC.	2,915	2,915	0	0
DYNAMICS RESEARCH CORP.	11,927	11,927	0	0
DYNAMOTE CORP.	1,72	1,721	0	0
DYNAPATH SYSTEMS, INC.	1,091	1,091	0	0
DYNASEN, INC.	51,289	50,433	856	0
DYNASIL CORPORATION OF AMERICA	6,760	0	6,760	0
DYNATEM	21,395	21,395	0	0
DYNATHERM ANALYTICAL INSTITUTE	1,260	1,260	0	0
E&M ELECTRIC & MACHINERY, INC.	2,266	0	2,266	0

Supplier Name	Total \$	SNL/NM \$	SNL/CA \$	NM \$
E&M SALES, INC.	98,697	98,697	0	98,697
E AND W TRAILER REPAIR	4,082	0	4,082	0
E CHIP, INC.	1,645	1,645	0	0
E MACHINES	4,847	1,000	3,847	0
E3 SYSTEMS	5,279	5,279	0	0
EAGLE ALLOYS CORP.	12,461	4,470	7,991	0
EAGLE ENTERPRISES	5,920	5,920	0	0
EAGLE SECURITY ENTERPRISES	7,630	7,630	0	0
EAGLE TELEPHONICS	1,250	1,250	0	0
EAGLE WEST, INC.	5,790	5,790	0	5,790
EAGLE-PICHER INDUSTRIES, INC.	468,467	401,615	66,852	0
EAKINS ASSOCIATES	26,485	3,105	23,380	0
EALING ELECTRO-OPTICS, INC.	16,845	14,271	2,574	0
EARTH OBSERVATION SATELLITE CO.	26,030	26,030	0	0
EARTHEART ENTERPRISES, INC.	1,540	0	1,540	0
EARTHINFO, INC.	2,485	2,485	0	0
EARTHWARE OF CALIFORNIA	2,495	2,495	0	0
EASI	1,000	1,000	0	1,000
EAST BAY BLUEPRINT & SUPPLY CO.	5,173	0	5,173	0
EAST BAY RESTAURANT SUPPLY CO.	1,884	0	1,884	0
EASTERDAY SUPPLY CO.	2,450	0	2,450	0
EASTERN INDUSTRIES CORP.	1,772	1,772	0	0
EASTLER, DR. THOMAS E.	72,000	72,000	0	0
EASTMAN KODAK CO.	455,261	331,328	123,933	60,631
EASTMAN TECHNOLOGY, INC.	10,825	10,825	0	0
EASTWOOD CO., THE	1,316	0	1,316	0
EATON CORP.	25,443	10,723	14,720	650
EBARA TECHNOLOGIES, INC.	2,225	0	2,225	0
EBERLINE INSTRUMENT CORP.	202,634	189,950	12,684	202,634
EBM, INC.	15,023	15,023	0	0
EBSCO INDUSTRIES, INC.	12,820	12,820	0	0
EBTEC CORP.	13,439	10,224	3,215	0
EBTEC RADCLIFFE	1,180	0	1,180	0
ECHELON	4,890	4,890	0	0
ECM, INC.	15,000	15,000	0	15,000
ECODYNAMICS RESEARCH ASSOCIATE	1,092,812	1,092,812	0	1,092,812
ECOLOGY & ENVIRONMENT, INC.	190,375	190,375	0	0
ECONCO	1,585	1,585	0	0
ECRM	10,400	2,500	7,900	0
ELECTRON CORP.	41,820	41,820	0	60,633
EDDLEMAN INDUSTRIES	14,135	14,135	0	14,135
EDFA CONSULTANTS	5,165	5,165	0	0
EDM EXOTICS	4,216	0	4,216	0
EDM SUPPLIES, INC.	2,903	0	2,903	0
EDMUND SCIENTIFIC CO.	34,583	30,569	4,013	0
EDO CORP.	656,477	656,477	0	0
EDTECH	14,152	0	14,152	0
EDUCALC	8,517	6,274	2,243	0
EDUCATIONAL INDUSTRIAL SYSTEMS	12,025	0	12,025	0
EDWARDS BROTHERS, INC.	1,600	0	1,600	0
EDWARDS HEAT TREATING SERVICE	2,200	0	2,200	0
EDWARDS HIGH VACUUM, INC.	44,223	14,495	29,728	14,495
EDWARDS, BOBBY G.	15,000	15,000	0	0
EE ASSEMBLY	9,750	9,750	0	0
EESOF, INC.	57,024	57,024	0	0
EEV, INC.	10,570	10,570	0	0
EFOS, INC.	4,925	4,925	0	0
EGGELHOF, INC.	3,069	3,069	0	3,069
EGGHEAD DISCOUNT SOFTWARE	95,903	8,311	87,593	0

Supplier Name	Total \$	SNL/NM \$	SNL/CA \$	NM \$
EG&G ASTROPHYSICS RESEARCH CORP.	9,045	9,045	0	0
EG&G CANADA, LTD.	441,464	440,464	1,000	0
EG&G ENVIRONMENTAL	11,529	11,529	0	11,529
EG&G FLOW TECHNOLOGY	16,566	16,566	0	0
EG&G GEOMETRICS	7,352	7,352	0	0
EG&G INSTRUMENTS, INC.	180,621	175,689	4,932	0
EG&G INTERNATIONAL, INC.	1,565	890	675	0
EG&G JUDSON	37,930	37,930	0	0
EG&G ORTEC	55,328	42,744	12,584	0
EG&G RETICON CORP.	10,068	9,678	390	0
EG&G SOLID STATE PRODUCTS	17,628	17,628	0	0
EG&G, INC.	7,905,082	7,894,910	10,172	3,252,525
EHV WEIDMANN	729	729	0	0
EICHLEAY ENGINEERS, INC. OF CALIF.	950,000	0	950,000	0
EIDSON STEEL PRODUCTS	42,780	42,780	0	42,780
800-SOFTWARE, INC.	70,780	8,622	62,158	0
EIL INSTRUMENTS, INC.	3,325	3,245	80	0
EIP MICROWAVE, INC.	2,800	2,800	0	0
EKTRON APPLIED IMAGING	28,188	28,188	0	0
EL MIRADOR ARTS, INC.	12,205	12,205	0	12,205
ELAN TECHNOLOGY	4,640	4,640	0	0
ELANO CORP.	47,500	47,500	0	0
ELCHEMA	4,913	4,913	0	0
ELCO COMPUTERS	1,040	1,040	0	0
ELCON, INC.	18,349	18,349	0	0
ELDER, GARY & ASSOCIATES	8,000	8,000	0	0
ELDER, NEIL & ASSOCIATES	5,777	5,777	0	5,777
ELDEX LABORATORIES, INC.	10,750	9,500	1,250	0
ELECTRIC MELTING SERVICE	17,305	17,305	0	0
ELECTRIC MOTOR COMPANY, INC.	1,749	1,749	0	1,749
ELECTRIC POWER RESEARCH INSTITUTE	8,000	8,000	0	0
ELECTRIC SUPPLY CO., INC.	6,343	6,343	0	6,343
ELECTRICAL INSTRUMENT SERVICE	4,390	4,390	0	0
ELECTRICAL INSULATION SUPPLIER	8,099	7,029	1,070	0
ELECTRICAL SOUTH, INC.	3,844	3,844	0	0
ELECTRICAL UTILITY CONTRACTORS	42,455	42,455	0	42,455
ELECTRIFIED DISCOUNTERS	1,320	1,320	0	0
ELECTRO FAB	63,269	63,269	0	63,269
ELECTRO FUSION	8,552	8,552	0	0
ELECTRO GLASS PRODUCTS	20,008	20,008	0	0
ELECTRO MECHANICAL FAB	1,068	1,068	0	1,068
ELECTRO OPTICAL INDUSTRIES, INC.	22,140	22,000	140	0
ELECTRO PHYSICS CORP.	4,323	4,323	0	0
ELECTRO SCAN CORP.	262,658	0	262,658	0
ELECTRO SCIENTIFIC INDUSTRIES	6,735	6,735	0	0
ELECTRO-COMM DISTRIBUTING, INC.	4,037	4,037	0	0
ELECTRODES, INC.	3,833	838	2,995	0
ELECTRO-FILMS	3,146	0	3,146	0
ELECTROFORMED NICKEL	36,250	0	36,250	0
ELECTROFUSION CORP.	326,561	236,731	89,830	0
ELECTROGLAS	2,420	2,420	0	0
ELECTRO-JET TOOL & MFG. CO.	90,028	90,028	0	90,028
ELECTROLUX CORP.	1,000	1,000	0	1,000
ELECTROMAGNETIC SCIENCES, INC.	27,602	27,602	0	0
ELECTRO-MARKETING	18,872	18,872	0	0
ELECTRO-MECHANICS CO.	7,295	7,295	0	0
ELECTRON OPTICS	1,800	1,800	0	0
ELECTRON TRANSFER TECHNOLOGY	3,360	3,360	0	0
ELECTRONIC DECISIONS, INC.	16,140	16,140	0	0

Supplier Name	Total \$	SNL/NM \$	SNL/CA \$	NM \$
ELECTRONIC DEVELOPMENT CORP.	14,035	14,035	0	5,995
ELECTRONIC DEVICES CO., INC.	114,786	109,978	4,808	114,786
ELECTRONIC MEASUREMENTS, INC.	5,805	5,805	0	0
ELECTRONIC NAVIGATION INDUSTRIES	7,235	7,235	0	7,235
ELECTRONIC PARTS CO., INC.	846,593	846,593	0	846,148
ELECTRONIC SOLUTIONS, INC.	12,672	12,672	0	0
ELECTRONIC SPECIALTY CORP.	4,655	4,655	0	0
ELECTRONICS SPACE PRODUCTS, INC.	4,973	4,956	16	0
ELECTRO-OPTICS TECHNOLOGY	11,145	2,075	9,070	0
ELECTROPHYSICS CORP.	13,494	13,494	0	0
ELECTRORACK PRODUCTS CO.	102,719	79,192	23,527	0
ELECTROSCAN CORP.	11,895	0	11,895	0
ELECTROSPEC	1,800	1,800	0	0
ELECTROSYNTHESIS CO., INC., THE	1,060	1,060	0	0
ELECTROTECH	22,243	22,243	0	0
ELECTRO-TECH SYSTEMS, INC.	16,450	16,450	0	0
ELECTROTEK CONCEPTS, INC.	2,900	2,900	0	0
ELECTRO-TEST, INC.	573,825	522,935	50,890	370,000
ELECTROVERT USA CORP.	16,000	16,000	0	0
ELEK-TEK	1,899	1,899	0	0
ELF ATOCHEM	25,624	25,624	0	0
ELGAR CORP.	4,435	3,230	1,205	3,230
ELLEN EQUIPMENT CO.	52,528	52,528	0	52,528
ELLIOTT CO.	2,370	2,370	0	0
ELLWOOD TEXAS FORGE CO.	1,450,457	1,450,457	0	0
ELMA ELECTRONIC, INC.	15,633	15,633	0	0
ELMO MANUFACTURING CORP.	5,291	5,291	0	0
ELMO SEMICONDUCTOR CORP.	37,168	42,804	(5,637)	0
ELOGRAPHICS, INC.	7,575	7,575	0	0
ELOQUENT SYSTEMS, INC.	11,048	11,048	0	0
ELSTOR, INC.	10,833	10,833	0	0
ELTEC INSTRUMENTS, INC.	32,157	32,157	0	0
ELTECH RESEARCH CORP.	36,780	36,780	0	0
EM INDUSTRIES, INC.	39,796	32,812	6,984	0
EMBEDDED SUPPORT TOOLS CORP.	6,100	6,100	0	0
EMCORE CORP.	875,000	875,000	0	0
EMED COMPANY, INC.	4,479	427	4,052	0
EMERGENCY MEDICAL PRODUCTS	1,285	1,285	0	0
EMERGENCY VEHICLE SYSTEMS	4,743	0	4,743	0
EMERSON ELECTRIC CO.	9,704	9,704	0	0
EMERSON & CUMING, INC.	7,706	7,706	0	0
EMHISER RESEARCH, INC.	13,916	13,916	0	0
EMPAK, INC.	9,393	9,393	0	9,269
EMPIRE MAGNETICS	4,590	4,590	0	0
EMTECH	1,395	1,395	0	0
EMT, INC.	1,005	0	1,005	0
EMULATION TECHNOLOGY, INC.	3,334	1,228	2,106	0
ENCO MANUFACTURING CO.	7,181	0	7,181	0
ENCO.EMC	6,467	6,467	0	0
ENDEVCO CORP.	81,551	73,930	7,621	0
ENDRESS & HAUSER	3,130	3,130	0	0
ENERGETICS, INC.	204,616	204,616	0	1,200
ENERGY CONTROL, INC.	27,970	27,970	0	27,970
ENERGY INDUSTRIAL TOOLS & SAFE	12,427	12,427	0	12,427
ENERGY INSULATION, INC.	16,400	16,400	0	16,400
ENERGY RESEARCH & GENERATION, INC.	92,401	89,353	3,048	0
ENERGY SALES	2,283	782	1,501	0
ENERGY SAVING PRODUCTS	1,355	1,355	0	1,355
ENERGY SCIENCE LABORATORY, INC.	5,000	5,000	0	0

Supplier Name	Total \$	SNL/NM \$	SNL/CA \$	NM \$
ENERSOL ASSOCIATES, INC.	49,975	49,975	0	0
ENER--TECH AUTOMATED CONTROL SYSTEMS, INC.	34,545	34,545	0	34,545
ENG BROS METAL & WOOD PRODUCTS	1,898	0	1,898	0
ENGELHARD CORP.	82,027	82,027	0	0
ENGINE CORP. OF AMERICA	65,000	0	65,000	0
ENGINE PARTS, INC.	4,000	4,000	0	4,000
ENGINEERED DATA PRODUCTS	30,411	30,411	0	0
ENGINEERED EQUIPMENT, INC.	81,236	81,236	0	81,236
ENGINEERED HANDLING PRODUCTS	3,523	0	3,523	0
ENGINEERING CONSTRUCTORS, INC.	655,045	655,045	0	655,045
ENGINEERING MACHINE TOOL & REPAIR	4,109	4,109	0	4,109
ENGINEERING MECHANICS ASSOC., INC.	40,000	40,000	0	0
ENGINEERING MECHANICS RESEARCH	4,400	4,400	0	0
ENGINEERING SCIENCE & ANALYSIS	160,000	160,000	0	160,000
ENGINEERING TECHNOLOGY INSTITUTE	1,385	1,385	0	0
ENGINEERING TECHNOLOGY, INC.	211,911	5,000	206,911	0
ENGINEERING & RESEARCH ASSOC.	2,452	2,452	0	0
ENGIS CORP.	29,712	29,712	0	0
ENHANCE	16,308	0	16,308	0
ENHANCED SOFTWARE TECHNOLOGIES	1,058	1,058	0	0
ENMET	13,235	13,235	0	0
ENSECO	1,943,590	1,943,590	0	0
ENSIGMA, LTD.	8,390	8,390	0	0
ENSIGN--BICKFORD AEROSPACE CO.	43,100	43,100	0	0
ENSIGN--BICKFORD OPTICS CO.	25,009	25,009	0	0
ENTECH, INC.	76,000	76,000	0	0
ENTERPRISE ELECTRICAL SERVICES	156,302	156,302	0	156,302
ENTHONE--OMI, INC.	4,191	2,798	1,393	0
ENTRE COMPUTER CENTER	402,339	353,118	49,221	353,118
ENTWISTLE CO.	1,152	1,152	0	0
ENVIRONMENTAL DIMENSIONS, INC.	1,270,000	1,270,000	0	1,270,000
ENVIRONMENTAL RESEARCH INST OF MICHIGAN	48,627	48,627	0	0
ENVIRONMENTAL ROBOTS, INC.	10,000	10,000	0	10,000
ENVIRONMENTAL SERVICES, INC.	130,000	130,000	0	130,000
ENVIRONMENTAL SYSTEMS RESEARCH	106,052	106,052	0	0
ENVIRONMENTAL TECHNOLOGIES OF NEVADA, INC.	15,269	15,269	0	0
ENVIRONMENTAL TECHNOLOGIES & EDUCATION CONSULTANTS	24,997	24,997	0	24,997
ENVIRONMENTAL & OCCUPATIONAL RISK MANAGEMENT	40,000	0	40,000	0
ENVIRONMETRICS	14,303	14,303	0	0
ENVISIONS SOLUTIONS TECHNOLOGY	1,937	1,937	0	0
EOA SYSTEMS, INC.	12,825	12,825	0	0
EON INSTRUMENTATION, INC.	1,104	1,104	0	0
EPD	1,743	1,743	0	0
EPE TECHNOLOGIES, INC.	7,234	140	7,094	0
EPIQ, INC.	4,300	4,300	0	0
EPITAXX, INC.	46,800	46,800	0	0
EPIX, INC.	13,325	13,325	0	0
EPPLEY LABORATORY, INC.	7,600	7,600	0	0
EPS TECHNOLOGIES, INC.	135,945	135,945	0	0
EPSON AMERICA, INC.	10,669	10,231	438	(456)
EQUIPTO ELECTRONICS CORP.	56,088	56,088	0	0
ERA AVIATION, INC.	12,120	12,120	0	0
ERDMAN'S MACHINE SHOP	9,917	9,917	0	9,917
ERGONOMIC DESIGN, INC.	14,644	0	14,644	0

Supplier Name	Total \$	SNL/NM \$	SNL/CA \$	NM \$
ERGOSAFE	1,152	0	1,152	0
ERGOTRON, INC.	9,216	1,930	7,286	0
ERM PROGRAM MANAGEMENT CO.	92,121	92,121	0	92,121
ERNST GAGE CO.	1,282	1,282	0	0
ERRO PRECISION, INC.	14,336	14,336	0	0
ESA MICRO	27,846	0	27,846	0
ESCALERA, INC.	1,147	1,147	0	0
ESCO PRODUCTS	26,702	22,658	4,044	0
ESCO STAINLESS & ALUMINUM CORP.	72,898	0	72,898	0
ESECO SPEEDMATIC	13,413	13,413	0	0
ESH, INC.	36,300	36,300	0	0
ESPERANZA BOOKBINDERY	1,800	1,800	0	1,800
ESQUIBEL, MARY ANN	14,000	14,000	0	14,000
ESSENTIAL COMMUNICATIONS	62,405	62,405	0	62,405
ESTECH	2,132	1,000	1,132	0
ESTES INDUSTRIES	2,497	2,497	0	0
E-SYSTEMS, INC.	50,322	50,322	0	0
ET SYSTEMS, INC.	18,932	18,932	0	0
ETM CORP.	1,361	1,361	0	0
EUCLID INDUSTRIES, INC.	7,283	7,283	0	0
EUROTHERM CORP.	1,895	1,895	0	0
EVANS CO.	10,900	9,900	1,000	0
EVANS PLUMBING & HEATING	6,243	6,243	0	6,243
EVANS & SUTHERLAND COMPUTER CO.	9,216	9,216	0	0
EVANS, CHARLES & ASSOC.	31,100	29,500	1,600	0
EVEREX UTAH	1,200	1,200	0	0
EVERSON ELECTRIC CO.	5,814	5,814	0	0
EVRA, INC.	2,664	1,031	1,633	0
EWING TECHNICAL DESIGN, INC.	915,009	915,009	0	915,009
EXABYTE CORP.	5,397	3,103	2,295	0
EXCELLON AUTOMATION CO.	62,420	62,420	0	0
EXCITON, INC.	23,445	2,604	20,841	0
EXECUTIVE ENTERPRISES, INC.	1,082	1,082	0	0
EXECUTIVE SOFTWARE, INC.	6,098	6,098	0	0
EXECUTIVE SYSTEMS, INC.	3,621	3,621	0	0
EXECUTONE INFORMATION SYSTEMS	2,650	2,650	0	0
EXERCISE EQUIPMENT OF NEW MEXICO	1,333	1,333	0	1,333
EXERPLAY, INC.	35,416	35,416	0	35,416
EXIDE ELECTRONICS CORP.	135,576	130,848	4,728	20,400
EXPEDITE EDM	10,012	0	10,012	0
EXPERIMENT STRATEGIES FOUNDATION, THE	5,500	5,500	0	0
EXPERT CHOICE, INC.	2,113	2,113	0	0
EXPERT OBJECT CORP.	7,559	4,800	2,759	0
EXPORT ECH TRADING CORP.	2,170	2,170	0	0
EXPRESS DIRECT	9,041	3,689	5,352	0
EXPRESS TEST CORP.	30,035	30,035	0	0
EXSYS, INC.	2,495	2,495	0	2,495
EXTECH INSTRUMENTS CORP.	11,343	11,343	0	0
EXTENDED SYSTEMS, INC.	1,610	1,610	0	0
EXTREL CORP.	54,348	0	54,348	0
EXTRON ELECTRONICS	8,490	6,015	2,475	0
EYEDENTIFY, INC.	94,870	94,870	0	0
F&C ENTERPRISES, INC.	14,400	0	14,400	0
F&J SPECIALTY	4,280	4,280	0	0
FABRIC DEVELOPMENT, INC.	23,795	23,795	0	0
FABTRONICS CO.	23,220	0	23,220	0
FACILITRAC	3,950	0	3,950	0
FACILITY MANAGEMENT SYSTEMS, INC.	6,781	0	6,781	0
FACS FOR OFFICES, INC.	6,737	0	6,737	0

Supplier Name	Total \$	SNL/NM \$	SNL/CA \$	NM \$
FACTORY MUTUAL RESEARCH CORP.	2,500	2,500	0	0
FACTORY SERVICE CENTER, INC.	1,202	1,202	0	0
FAILURE ANALYSIS ASSOC.	43,161	43,161	0	0
FAIRBANKS SCALES, INC.	3,050	3,050	0	0
FAIRCHILD SPACE & DEFENSE CORP.	45,869	45,869	0	0
FAKE SPACE LABS	230,650	230,650	0	0
FALCON ASSOCIATES, INC.	70,800	70,800	0	0
FALCON MICROSYSTEMS	871,122	783,278	87,844	141,777
FALCON SYSTEMS, INC.	215,524	115,140	100,384	0
FALEX CORP.	16,807	16,807	0	0
FALMAT, INC.	1,033	1,033	0	0
FANUC USA CORP.	5,184	0	5,184	0
FAR WEST CAPITAL	5,000	5,000	0	0
FAR WEST PRINTERS	1,087	0	1,087	0
FAR WEST TECHNOLOGY, INC.	200,498	195,499	4,999	0
FARALLON COMPUTING, INC.	13,353	0	13,353	0
FARO TECHNOLOGIES, INC.	9,975	9,975	0	0
FAST ACCESS	6,260	6,260	0	0
FAST DRAW ENGINEERING	1,428	0	1,428	0
FAST HEAT ELEMENT MFG. CO.	1,780	1,780	0	0
FAST MICRO	1,290	1,290	0	0
FAST PULSE TECHNOLOGY	14,953	14,953	0	0
FAST SIGNS	5,805	725	5,080	0
FAST TECHNOLOGIES	6,500	6,500	0	0
FAULKNER INFORMATION SERVICES	4,903	4,903	0	0
FAULT TOLERANT DEVICES	54,620	54,620	0	54,620
FAXON CO., THE	826,287	826,287	0	0
FCB GRAPHICS	1,803	0	1,803	0
FE PRO COMPANY	4,325	1,250	3,075	0
FEDERAL PRODUCTS CO.	49,782	49,782	0	0
FEDERAL PUBLICATIONS, INC.	9,500	9,500	0	0
FEDERAL SIGNAL CORP.	5,625	0	5,625	0
FEI CO.	3,503	3,503	0	0
FEINBERG GRADUATE SCHOOL	95,000	95,000	0	0
FEINFOCUS USA, INC.	95,000	95,000	0	0
FELKER BROTHERS CORP.	21,960	21,960	0	0
FELKER OPERATIONS	1,783	1,783	0	0
FEMTO-TECH	22,621	22,621	0	0
FERGUSON, DR. GREG	4,900	4,900	0	0
FERRELLGAS	148,861	148,861	0	148,861
FERRERI CONCRETE STRUCTURES, INC.	6,900	6,900	0	6,900
FERRO CORP.	6,024	6,024	0	0
FERROFLUIDICS CORP.	10,250	1,480	8,770	0
FESTO CORP.	4,297	4,297	0	0
FIBER INNOVATIONS	39,660	0	39,660	0
FIBER INSTRUMENT SALES, INC.	2,633	607	2,026	0
FIBER OPTIC MATERIALS	25,000	25,000	0	0
FIBER OPTICS COMPONENTS	9,360	0	9,360	0
FIBER OPTIONS, INC.	44,652	44,652	0	0
FIBER PLEX	22,535	22,535	0	0
FIBER SENSY, INC.	5,000	5,000	0	0
FIBER + SENSOR TECHNOLOGIES, INC.	14,980	0	14,980	0
FIBERGUIDE INDUSTRIES, INC.	26,669	23,054	3,615	0
FIBERMUX CORP.	156,136	155,256	881	154,806
FIBERTRON, INC.	535,520	530,201	5,320	523,524
FIFTH DIMENSION, INC.	2,451	2,451	0	0
FIKE CORP.	15,624	10,835	4,790	0
FIL-COIL CO., INC.	1,550	1,550	0	0
FILMS, INC.	3,315	3,315	0	0

Supplier Name	Total \$	SNL/NM \$	SNL/CA \$	NM \$
FILTEMP SALES, INC.	9,384	9,384	0	0
FILTRAN MICROCIRCUITS, INC.	23,880	23,880	0	0
FINA INTERNATIONAL, INC.	229,039	229,039	0	0
FINCHAM, INC.	17,315	17,315	0	17,315
FINLE TECHNOLOGIES	1,125	0	1,125	0
FINNEY, DR. BEN R.	14,000	14,000	0	0
FINNIGAN CORP.	151,000	151,000	0	0
FIRE SENTRY CORP.	32,635	32,635	0	0
FIREBALL ELECTRONICS	1,054	1,054	0	0
FIREKING INTERNATIONAL, INC.	2,556	0	2,556	0
FIREMARK, INC.	499,800	499,800	0	499,800
FIRST CLASS SYSTEM CORP.	19,995	19,995	0	0
FIRST SOURCE INTERNATIONAL	1,846	1,750	96	0
FISCHER AIR SUPPLY CO.	8,549	0	8,549	0
FISCHER CUSTOM COMMUNICATIONS	12,305	12,305	0	0
FISCHER TECHNOLOGY, INC.	7,465	7,465	0	0
FISCHER & PORTER CO.	1,620	0	1,620	0
FISCHIONE, E.A. INSTRUMENTS, INC.	3,907	3,907	0	0
FISHER SCIENTIFIC CO.	1,711,435	1,684,163	27,271	100,647
FISH-SCHURMAN CORP.	1,200	1,200	0	0
FISONS INSTRUMENTS, INC.	364,893	316,875	22,817	0
FISOURCE, INC.	2,125	2,125	0	2,125
FITEL GENERAL, INC.	4,639	4,639	0	0
FIVE A ELECTRIC	113,365	113,365	0	113,365
FIX AIR	5,294	0	5,294	0
FJELD, ED CO.	8,100	8,100	0	0
FJW OPTICAL SYSTEMS, INC.	9,150	7,510	1,640	0
FLAM & RUSSELL, INC.	392,350	392,350	0	0
FLAME SPRAY INDUSTRIES	6,342	6,342	0	0
FLANDERS FILTERS, INC.	11,894	11,894	0	0
FLATOW-MOORE-BRYAN-SHAFFER-MCCABE	50,000	50,000	0	50,000
FLEISCHER, MILTON J. CORP., THE	6,534	0	6,534	0
FLEMING, DON D. CO., INC.	44,947	0	44,947	0
FLETCHER MECHANICAL SERVICES	81,675	81,675	0	81,675
FLETCHER, DAVID R.	30,000	30,000	0	0
FLEX TECHNOLOGY	14,055	14,055	0	0
FLEXIBLE METAL HOSE MFG. CO.	5,179	5,179	0	0
FLINCHUM CONSTRUCTION CO., INC.	617,798	617,798	0	617,798
FLIR SYSTEMS, INC.	64,750	64,750	0	0
FLOORING CENTER, THE	1,160	1,160	0	1,160
FLORDIA INTERNATIONAL UNIVERSITY	20,069	20,069	0	0
FLORIDA A&M UNIVERSITY	71,149	71,149	0	0
FLORIDA MARKETING, INC.	6,822	4,668	2,154	0
FLORIDA SOLAR ENERGY CENTER	1,500	1,500	0	0
FLORIDA STATE UNIVERSITY	245,000	245,000	0	0
FLOROD CORP.	1,500	1,500	0	0
FLOW WIND CORP.	370,000	370,000	0	0
FLOWER'S CONSTRUCTION, INC.	6,030	6,030	0	6,030
FLUID CONDITIONING CO.	37,129	37,129	0	0
FLUID DYNAMICS INTERNATIONAL	38,000	38,000	0	0
FLUITRON, INC.	29,433	0	29,433	0
FLUKA CHEMICAL CORP.	3,212	3,212	0	0
FLUKE, JOHN MFG. CO., INC.	159,369	147,233	12,136	9,925
FLUOROWARE, INC.	19,041	18,711	330	0
FM SYSTEMS, INC.	11,695	295	11,400	0
FM TECHNOLOGIES, INC.	26,635	26,635	0	0
FMC	3,600	3,600	0	0
FOLEY BELSAW INSTITUTE OF LOCKSMITH	1,797	1,797	0	0

Supplier Name	Total \$	SNL/NM \$	SNL/CA \$	NM \$
FOLSOM RESEARCH, INC.	74,712	74,712	0	0
FOMBORDS CO.	1,981	1,981	0	0
FORCE COMPUTERS, INC.	38,963	38,963	0	0
FORCE, INC.	9,000	9,000	0	0
FORDE MOTION PICTURE LABS	1,900	0	1,900	0
FORE SYSTEMS, INC.	199,305	199,305	0	0
FORESIGHT RESOURCES CORP.	2,155	2,155	0	0
FORMULA CONSULTANTS, INC.	3,612	3,612	0	0
FORT WAYNE WIRE DIE, INC.	4,608	348	4,261	0
FOSS ENGINEERING	7,081	7,081	0	0
FOSTER BROTHERS	1,788	0	1,788	0
FOSTER MILLER, INC.	209,001	209,001	0	0
FOTEC, INC.	4,434	4,434	0	0
FOTOFABRICATION CORP.	6,520	6,520	0	0
FOUR CORNERS TECHNOLOGY, INC.	20,281	20,281	0	20,281
FOUR-M VIDEO, INC.	3,000	3,000	0	3,000
4-RS INDUSTRIES	8,543	8,543	0	8,543
4TH DIMENSION SOFTWARE, INC.	40,549	31,069	9,480	0
4-WARD TECH, INC.	472,000	0	472,000	0
FOXBORO CO., THE	1,825	25	1,800	0
FRANCIS, JOHN CO., INC., THE	75,000	75,000	0	0
FRANKLIN QUEST CO.	13,519	7,569	5,950	0
FRANKLIN SOFTWARE, INC.	1,195	1,195	0	0
FRANKS SUPPLY CO., INC.	8,345	8,345	0	8,345
FRANK, WILLIAM ASSOCIATES, INC.	2,010	2,010	0	0
FRANZ, INC.	9,450	9,450	0	0
FREDERICKS CO.	1,570	1,570	0	0
FREEMAN, MARK	4,000	4,000	0	4,000
FREEWAY TRUCK DRIVING SCHOOL	1,750	1,750	0	1,750
FREQUENCY CONTROL PRODUCTS, INC.	1,850	1,850	0	0
FRESH TECHNOLOGY GROUP	6,920	120	0	0
FREUND CAN CO.	4,349	283	66	0
FRHAM SAFETY PRODUCTS, INC.	1,682	1,682	0	0
FRICTION COATING, INC.	15,000	15,000	0	0
FRIDEN ALCATEL	3,489	0	3,489	0
FRIENDLY COMPUTERS	3,228	3,228	0	3,228
FRONTIER TECHNOLOGY CORP.	2,245	2,245	0	0
FROST, ELIZABETH L.	3,000	3,000	0	3,000
FRUEHAUF CORP.	19,466	6,531	12,936	6,531
FRY STEEL CO.	3,733	484	3,249	0
FRY-GATES, INC.	5,975	5,975	0	5,975
FRY'S ELECTRONICS, INC.	3,306	0	3,306	0
FSY MICROWAVE, INC.	1,253	1,253	0	0
FTP SOFTWARE	11,809	11,003	806	0
FTS SYSTEMS, INC.	55,985	55,985	0	17,500
FUGRO-MCCLELLAND ENVIRONMENTAL, INC.	130,000	130,000	0	130,000
FUJI MEDICAL SYSTEMS USA, INC.	2,000	2,000	0	0
FUJI PHOTO FILM USA, INC.	13,120	6,665	6,455	0
FUJINON, INC.	4,765	4,765	0	0
FUJITSU AMERICA, INC.	1,450	0	1,450	0
FULCRUM CONSULTING	2,495	2,495	0	2,495
FULLAM, ERNEST F., INC.	3,004	1,915	1,090	0
FULTON BOILER WORKS CANADA, INC.	74,950	74,950	0	0
FUNDACION EDUCATIVA ANA G. MENDEZ	213,722	213,722	0	0
FURON CORP.	17,150	5,065	12,085	0
FUSION SEMICONDUCTOR SYSTEMS	1,280	1,280	0	0
FUTURE ELECTRONICS	2,536	2,536	0	0
FUTURE METALS, INC.	3,155	0	3,155	0

Supplier Name	Total \$	SNL/NM \$	SNL/CA \$	NM \$
FUTURE NOW, THE	82,613	0	82,613	0
FUTURECRAFT CORP.	5,593	0	5,593	0
FWB, INC.	2,463	0	2,463	0
G&E TECHNICAL SERVICES	2,540	2,540	0	0
G&G INDUSTRIAL SUPPLY CO.	43,785	43,785	0	43,785
G&S MACHINING	3,416	3,416	0	3,416
G S METALS, INC.	3,051	0	3,051	0
GABALDON PLUMBING & HEATING	183,003	183,003	0	183,003
GAERTNER SCIENTIFIC CORP.	41,332	37,593	3,739	0
GAE, INC.	1,118	1,118	0	0
GAIL'S CUSTOM AUTO & BOAT INTERIORS	2,310	2,310	0	0
GAISER TOOL CO.	5,790	5,790	0	0
GALACTIC INDUSTRIES CORP.	13,120	13,120	0	0
GALAXY COMPUTER SERVICES, INC.	55,000	55,000	0	55,000
GALE, STEPHEN	10,000	10,000	0	0
GALIL MOTION CONTROL, INC.	11,160	11,160	0	0
GALILEO ELECTRO-OPTICS CORP.	41,260	32,175	9,085	0
GALLAGHER, JAMES P.	5,000	5,000	0	5,000
GAMETIME	23,800	23,800	0	0
GAMMA HIGH VOLTAGE RESEARCH, INC.	19,075	19,075	0	3,600
GAMMA PRODUCTS, INC.	12,820	12,820	0	0
GAMMALINK	1,195	1,195	0	0
GAMMA-METRICS	43,179	43,179	0	0
GAMPERT TOOL & MACHINE	6,443	6,443	0	6,443
GANDALF SYSTEMS CORP.	6,039	6,039	0	0
GARCIA'S TENT & NOVELTY	18,804	18,804	0	18,804
GARCIA, FRANK	3,375	3,375	0	3,375
GARDENSWARTZ SPORTZ	1,013	1,013	0	1,013
GARDNER-ZEMKE CO., THE	1,850	1,850	0	1,850
GARLOCK, INC.	6,840	6,840	0	0
GARNER GLASS CO.	2,475	2,475	0	0
GARRECHT, BOB SUPPLY, INC.	17,014	17,014	0	17,014
GARRETT ELECTRONICS, INC.	4,042	4,042	0	0
GARRETT IEV	2,712	2,712	0	0
GASKET PACKING SEAL SUPPLY CO.	3,334	3,334	0	3,334
GASONICS, INC.	4,668	4,668	0	0
GASTECH, INC.	3,400	3,000	400	0
GATAN, INC.	148,113	80,993	67,120	0
GATEWAY 2000	4,095,402	4,071,110	24,292	0
GAUSSIAN, INC.	1,820	0	1,820	0
GAYLORD BROS., INC.	1,191	454	737	0
GAZELLE TECHNOLOGY, INC.	2,808	2,361	447	0
GBA	30,000	0	30,000	0
GBS MICROPOWER SUPPLY	4,500	4,500	0	0
GC MICRO COMPUTER CENTER	22,934	955	21,979	0
GC VIDEO CO.	564,186	564,186	0	564,186
GCC TECHNOLOGIES	3,741	1,736	2,005	0
GE AEROSPACE	14,700	14,700	0	0
GE SUPPLY	2,373	0	2,373	0
GEARCON GENERAL CONTRACTORS, INC.	74,487	74,487	0	74,487
GEBCO, INC.	16,015	16,015	0	16,015
GEC PLESSEY SEMICONDUCTORS, INC.	110,000	110,000	0	0
GECCO COMPUTER CO.	2,050	2,050	0	0
GEC-MARCONI MATERIALS	1,513	1,513	0	0
GELCO SPACE	9,885	9,885	0	9,885
GELESTE, INC.	1,422	1,422	0	0
GELEST, INC.	3,988	3,988	0	0
GELLER MICROANALYTICAL LABORATORY	10,980	10,980	0	0
GEM DUGOUT, THE	3,850	1,200	2,650	0

Supplier Name	Total \$	SNL/NM \$	SNL/CA \$	NM \$
GEM ROLLER CO.	5,100	5,100	0	5,100
GEMPLUS	9,500	9,500	0	0
GEMS COMPUTERS, INC.	1,459	0	1,459	0
GENERAL ACTIVATION ANALYSIS, INC.	1,240	0	1,240	0
GENERAL ANALYTICS CORP.	1,288	1,288	0	0
GENERAL ATOMICS	206,339	206,339	0	0
GENERAL BINDING CORP.	1,075	0	1,075	0
GENERAL BUSINESS MACHINES CORP.	2,380	0	2,380	0
GENERAL CERAMICS, INC.	1,012	1,012	0	0
GENERAL DATA COM CORP.	16,625	13,700	2,925	0
GENERAL DATA COMM, INC.	124,459	124,459	0	0
GENERAL DATA PRODUCTS	25,350	25,350	0	0
GENERAL DATACOMM INDUSTRIES, INC.	520,736	446,960	73,776	0
GENERAL DEVICES CO., INC.	9,304	9,304	0	0
GENERAL DIGITAL CORP.	9,298	9,298	0	0
GENERAL DYNAMICS CORP.	29,999	29,999	0	0
GENERAL EASTERN	15,513	6,380	9,133	6,380
GENERAL ELECTRIC AEROSPACE	5,011	5,011	0	0
GENERAL ELECTRIC CANADA, INC.	4,980	4,980	0	0
GENERAL ELECTRIC CO.	285,080	278,682	6,398	2,062
GENERAL ELECTRIC LIGHTING	53,439	53,439	0	0
GENERAL ELECTRIC MOBILE COMMUN.	9,171	8,151	1,020	0
GENERAL ELECTRONICS SYSTEMS, INC.	15,177	0	15,177	0
GENERAL FIBER OPTICS, INC.	10,146	10,146	0	0
GENERAL INDUSTRIAL DIAMOND CO.	6,083	6,083	0	0
GENERAL INSPECTION LABS	5,455	5,455	0	0
GENERAL KINETICS, INC.	29,210	29,210	0	0
GENERAL MICROSYSTEMS	3,195	3,195	0	0
GENERAL MICROWAVE CORP.	6,439	6,439	0	0
GENERAL MOTORS	15,000	15,000	0	0
GENERAL OFFICE SUPPLY CO., INC.	2,304,719	2,304,395	324	2,304,719
GENERAL OPTICS, INC.	11,120	0	11,120	0
GENERAL PHYSICS CORP.	52,000	52,000	0	0
GENERAL PLASTICS MFG. CO.	1,360,423	1,236,478	123,945	0
GENERAL PLUMBING SUPPLY CO.	2,915	0	2,915	0
GENERAL PRODUCTION DEVICES	6,631	6,631	0	0
GENERAL RUBY & SAPPHIRE CORP.	1,654	1,654	0	0
GENERAL SCANNING, INC.	291,050	291,050	0	0
GENERAL SCIENCES, INC.	562,744	562,744	0	0
GENERAL SIGNAL CORP.	236,413	236,413	0	0
GENERAL TECHNOLOGY CORP.	719,984	719,984	0	719,984
GENERAL TIRE, INC.	2,647	2,647	0	2,647
GENERAL, J. D.	1,126,233	0	1,126,233	0
GENE'S OFFICE PRODUCTS & FURNITURE	18,236	0	18,236	0
GENEVA GAGE	1,050	0	1,050	0
GENISCO TECHNOLOGY CORP.	7,120	7,120	0	0
GENRAD, INC.	11,915	1,787	10,128	0
GENTEC, INC.	12,480	8,180	4,300	0
GENUINE PARTS CO.	459,760	459,760	0	459,760
GENUS, INC.	16,680	16,680	0	0
GEO HILLS ASSOCIATES	156,400	156,400	0	0
GEO MET DATA SERVICES, INC.	7,000	7,000	0	0
GEO PLEXUS	4,995	0	4,995	0
GEO-CENTERS, INC.	2,756,548	2,736,159	20,389	2,675,099
GEOMATRIX CONSULTANTS	340,000	340,000	0	0
GEOMET SYSTEMS, INC.	169,795	0	169,795	0
GEOMETRIC SOLUTIONS, INC.	78,947	78,947	0	0
GEONICS LIMITED	12,000	12,000	0	0
GEOPACIFIC RESEARCH & EXPLORATION	57,795	57,795	0	0

Supplier Name	Total \$	SNL/NM \$	SNL/CA \$	NM \$
GEOPHYSICAL RESEARCH CORP.	174,254	174,254	0	0
GEOPROBE SYSTEMS	10,226	10,226	0	0
GEORGIA PACIFIC	2,079	0	2,079	0
GEORGIA TECH RESEARCH CORP.	1,520,610	1,520,610	0	0
GEOHERMAL EDUCATION OFFICE	61,000	61,000	0	0
GEOHERMAL RESOURCES COUNCIL	83,000	83,000	0	0
GERBER SCIENTIFIC INSTRUMENT CO., THE	23,875	12,386	11,489	0
GERBER SYSTEMS CORP., THE	62,180	60,640	1,540	0
GESCAN INTERNATIONAL	7,968	7,968	0	0
GESPAC, INC.	5,755	5,755	0	0
GEZ ARCHITECTS ENGINEERS	1,150,000	0	1,150,000	0
GICHNER SHELTER SYSTEMS	2,951	2,951	0	0
GIDDINGS & LEWIS, INC.	2,655	2,655	0	0
GIEDT, PROF. WARREN H.	38,000	0	38,000	0
GILA RIVER FARMS	6,000	6,000	0	0
GILBERT ENGINEERING CO.	2,819	2,819	0	0
GILIAN INSTRUMENT CORP.	6,209	5,859	350	0
GILLARD, INC.	23,519	23,519	0	0
GILSON CO., INC.	57,920	57,920	0	10,560
GINER, INC.	83,978	83,978	0	0
GIRIMONTE & ASSOCIATES	30,000	30,000	0	30,000
GIVE SOMETHING BACK	6,900	0	6,900	0
GIVENS ELECTRIC, INC.	570,000	0	570,000	0
GIVENS, DR. DAVID B.	14,000	14,000	0	0
GLACIER ELECTRIC COOPERATIVE, INC.	10,000	10,000	0	0
GASSER, ADOLPH, INC.	23,778	0	23,778	0
GLASSMAN HIGH VOLTAGE, INC.	41,328	41,328	0	0
GLB ELECTRONICS	10,860	10,860	0	0
GLEASON, DR. GREGORY	10,000	10,000	0	10,000
GLEICHER INVESTMENT REALTY, INC.	2,206	2,206	0	2,206
GLENAIR, INC.	44,174	44,174	0	4,907
GLENAYRE ELECTRONICS, LTD.	3,040	3,040	0	0
GLESENER INDUSTRIAL SUPPLY	3,968	0	3,968	0
GLICKEN, JESSICA	125,000	125,000	0	125,000
GLITSCH, INC.	1,019	1,019	0	0
GLOBAL COMPONENTS	1,833	1,833	0	0
GLOBAL COMPUTER SUPPLIES	13,614	2,941	10,672	0
GLOBAL SATELLITE SOFTWARE	1,947	1,947	0	0
GM ASSOCIATES, INC.	2,364	2,364	0	0
GMFANUC ROBOTICS CORP.	346,626	346,626	0	0
GMW ASSOCIATES	3,270	3,270	0	0
GNB CORP.	71,834	330	71,504	0
GNB INDUSTRIAL BATTERY CO.	3,920	3,920	0	0
GOAL SYSTEMS INTERNATIONAL, INC.	19,240	19,240	0	0
GOAL/QPC	4,545	1,550	2,995	0
GOLDEN BEAR EQUIPMENT VEHICLES	7,109	0	7,109	0
GOLDEN SOFTWARE	2,324	1,316	1,008	0
GOLDEN TRIANGLE CO., INC.	3,452	0	3,452	0
GOLDER ASSOCIATES, INC.	505,000	505,000	0	0
GONZALES, PETER	18,070	18,070	0	18,070
GOOD GUYS, THE	15,857	0	15,857	0
GOODENOUGH, DR. WARD H.	14,000	14,000	0	0
GOODFELLOW CORP.	6,026	3,978	2,048	0
GOODMAN'S, INC.	170,728	170,728	0	170,728
GOODRICH ROOFING CO., INC.	637,226	637,226	0	637,226
GOODWIN'S, PAT OFFICE EQUIPMENT	151,844	151,844	0	151,844
GORDON, LLOYD B.	43,000	43,000	0	0
GORE, W. L. & ASSOCIATES, INC.	104,999	104,499	500	0
GORMAN INDUSTRIES, INC.	26,377	26,377	0	26,377

Supplier Name	Total \$	SNL/NM \$	SNL/CA \$	NM \$
GOULD ELECTRONICS	1,159	1,159	0	0
GOULD, INC.	29,833	29,833	0	0
GOVERNMENT MARKETING SERVICE, INC.	2,933	0	2,933	0
GOVERNMENT TECHNOLOGY SERVICE	281,112	156,255	124,857	0
GOWAN CONSTRUCTION CO.	190,534	0	190,534	0
GP:50 NEW YORK, LTD.	1,248	1,248	0	0
GRACE, W. R. & CO.	29,417	29,417	0	0
GRAFPOINT	1,500	1,500	0	0
GRAINGER, W. W., INC.	53,164	36,477	16,688	35,315
GRAM, INC.	2,400,341	2,400,341	0	2,400,341
GRANDMA'S MUSIC & SOUND	15,362	15,362	0	15,362
GRANGERS	2,586	2,586	0	0
GRANITE CONSTRUCTION CO.	468,194	0	468,194	0
GRANT APPLIED PHYSICS	55,500	55,500	0	0
GRANTREE FURNITURE RENTAL	5,676	0	5,676	0
GRANTS STEEL SASH & DOOR, INC.	11,389	11,389	0	11,389
GRANT, JIM ASSOCIATES	6,756	6,756	0	0
GRANVILLE-PHILLIPS CO.	115,155	77,782	37,373	0
GRAPHEL, INC.	3,999	3,999	0	0
GRAPHIC LAMINATING, INC.	1,478	1,478	0	0
GRAPHIC TECHNOLOGY, INC.	8,511	8,511	0	0
GRAPHICS ART NETWORK	35,000	0	35,000	0
GRAPHICUS	4,950	4,950	0	0
GRAPHITE MACHINING	2,915	0	2,915	0
GRAPHON CORP.	10,495	10,495	0	0
GRASEBY ELECTRO-OPTICS, INC.	2,325	2,325	0	0
GRASEBY OPTRONICS	4,594	4,594	0	0
GRASEBY/GMW	1,485	1,485	0	0
GRASS VALLEY GROUP, INC., THE	31,925	25,815	6,109	2,423
GRAY MATTER SOFTWARE, INC.	8,979	8,979	0	0
GRAYBAR ELECTRIC CO., INC.	802,783	657,721	145,062	634,885
GRAYBOY ASSOCIATES	32,577	32,577	0	0
GRAYHILL, INC.	1,054	1,054	0	900
GRE AMERICA, INC.	9,055	9,055	0	0
GREAT WESTERN CHEMICAL CO.	1,970	0	1,970	0
GRECO SYSTEMS	32,305	32,305	0	0
GREEK SHOPPE, THE	3,405	3,405	0	3,405
GREEN SPRING COMPUTERS	6,356	6,356	0	0
GREENBAR CORP.	1,845	1,845	0	0
GREENSPRING COMPUTERS, INC.	13,167	13,167	0	0
GREGORY ENTERPRISES, INC.	237,104	237,104	0	237,104
GREGORY'S TOYS	1,083	1,083	0	1,083
GREGORY, ROBIN	10,264	10,264	0	0
GREIF, RALPH	20,000	0	20,000	0
GREINER, INC.	1,709,062	1,709,062	0	1,709,062
GRID SYSTEMS	15,697	15,557	140	0
GRIM CORP.	17,178	17,178	0	0
GROENDYKE TRANSPORT CO.	1,950	1,950	0	1,950
GROTH CORP.	3,730	3,730	0	0
GROVE ENGINEERING	10,000	10,000	0	0
GROVE MADSEN INDUSTRIES	2,552	2,552	0	0
GROVE NORTH AMERICA	48,225	48,225	0	0
GROWNEY, TOM EQUIPMENT CO.	3,274	3,274	0	3,274
GR-SYSTEMS, INC.	30,958	30,958	0	0
GRUBBS, DR. ELMER	2,000	2,000	0	2,000
GRUBER INDUSTRIES, INC.	7,300	7,300	0	0
GRUENBERG OVEN COMPANY, INC.	4,599	0	4,599	0
GS COMPUTER SERVICES, INC.	50,954	50,954	0	0
GS SOLA	1,080	0	1,080	0

Supplier Name	Total \$	SNL/NM \$	SNL/CA \$	NM \$
GTE CORP.	8,788	8,788	0	0
GTE CUSTOMER NETWORKS, INC.	2,555,356	2,055,356	500,000	0
GTE MOBILNET	51,133	0	51,133	0
GTE PRODUCTS CORP.	61,569	57,569	4,000	0
GTE SUPPLY	23,080	0	23,080	0
GTE VALENITE CORP.	74,210	74,210	0	0
GTFS, INC.	2,800	2,800	0	0
GTW CORP.	1,010	1,010	0	0
GTX CORP.	1,995	0	1,995	0
GUCKEN HEIMER	524,331	524,331	0	0
GUCKER, DONALD PHD PC	6,000	6,000	0	6,000
GUIDE TECHNOLOGY, INC.	6,880	6,880	0	0
GUIDED WAVE	2,120	0	2,120	0
GUILDLINE INSTRUMENTS, INC.	74,330	74,330	0	0
GULL GROUP	51,550	51,550	0	0
GULTON INDUSTRIES, INC.	51,997	51,997	0	51,497
GUN ROOM, THE	1,230	1,230	0	1,230
GUSTIN HYDRAULICS	4,670	4,670	0	0
GUZZLER MANUFACTURING, INC.	27,000	27,000	0	0
GW COMPRESSOR REPAIR, INC.	2,004	0	2,004	0
GWR INSTRUMENTS	74,733	74,733	0	0
GYR MARKETING	50,167	0	50,167	0
GYRATION, INC.	3,000	3,000	0	0
H&H SERVICES INC.	83,578	83,578	0	83,578
H&K MANUFACTURING CO.	105,882	0	105,882	0
HACH CO.	3,102	3,102	0	0
HADLAND PHOTONICS, INC.	69,700	69,700	0	0
HAFER TOOL CO., INC	26,519	0	26,519	0
HALE, J. R. CONTRACTING CO., INC.	68,686	68,686	0	68,686
HALF, ROBERT OF NEW MEXICO, INC.	6,000	6,000	0	6,000
HALL CREST PRODUCTS	3,950	3,950	0	0
HALL MACHINE & WELDING CO., INC.	27,895	27,895	0	27,895
HALL PRECISION MACHINING	10,003	10,003	0	10,003
HALLIBURTON NUS ENVIRONMENTAL	1,275,000	1,275,000	0	0
HALL-MARK ELECTRONICS CORP.	47,041	17,699	29,343	0
HALL, DR. PETER	18,000	18,000	0	0
HALMAR ELECTRONICS, INC.	2,145	2,145	0	0
HALPERIN, STEPHEN & ASSOCIATES	11,400	11,400	0	0
HAMAMATSU CORP.	32,011	27,212	4,799	0
HAMAMATSU PHOTONIC SYSTEMS CORP.	43,158	41,302	1,856	10,720
HAMAR LASER INSTRUMENTS, INC.	12,995	12,995	0	0
HAMILTON CO.	1,121	1,121	0	0
HAMILTON SORTER CO., INC.	25,917	25,917	0	25,917
HANDS-ON LEARNING	4,625	4,625	0	0
HANDY & HARMAN	1,213	1,213	0	0
HANLEY PAINT MFG. CO.	1,115	1,115	0	1,115
HANNAH-HILL DISTRIBUTION, INC.	11,697	11,697	0	2,995
HANNAWAY, G. W. & ASSOCIATES	4,048	4,048	0	0
HANN, C. L. INDUSTRIES, INC.	549,691	0	549,691	0
HANSEN, R. G. & ASSOCIATES	9,496	5,246	4,250	0
HARCO INDUSTRIES, INC.	2,911	1,320	1,591	0
HARD DRIVE INTERNATIONAL	1,248	1,248	0	0
HARDINGE BROTHERS, INC.	1,083	0	1,083	0
HARDWARE THAT FITS	10,832	5,132	5,700	0
HARDY INSTRUMENTS	1,715	0	1,715	0
HARLESS PERFORMANCE GUILD	39,900	39,900	0	0
HARNISCHFEGER INSTITUTE	17,628	17,628	0	0
HARPER SERVICE ASSOCIATES	4,015	4,015	0	0
HARRICK SCIENTIFIC CORP.	3,395	1,350	2,045	0

Supplier Name	Total \$	SNL/NM \$	SNL/CA \$	NM \$
HARRINGTON INDUSTRIAL PLASTICS	4,453	4,261	192	4,228
HARRIS CORP.	1,862,358	1,862,358	0	1,831,830
HARRIS-DRACON	2,332	2,332	0	0
HARRISON EQUIPMENT CO.	4,725	4,725	0	0
HARRISON INTERNATIONAL	3,846	3,846	0	3,846
HARRISON, BILL D.	4,500	4,500	0	4,500
HARRIS, DALE	8,760	8,760	0	8,760
HARROD, DENNETTE A., JR.	1,000	1,000	0	0
HARSCO CORPORATION	81,271	7,131	74,140	0
HARSH INTERNATIONAL	93,645	93,645	0	0
HART SCIENTIFIC	98,266	97,902	364	0
HARTFORD STEAM BOILER	66,000	66,000	0	0
HARTWIG NUTRITION ASSOCIATION	5,000	0	5,000	0
HARTZELL FAN, INC.	1,065	0	1,065	0
HARVEY TITANIUM	8,960	0	8,960	0
HARWOOD ENGINEERING CO., INC.	9,504	9,504	0	0
HASKEL SUPPLY CO.	51,448	26,237	25,211	0
HASKRIS, CO.	7,811	7,191	620	0
HASTINGS CONSTRUCTION	23,630	23,630	0	23,630
HASTINGS CONSULTING	3,800	3,800	0	0
HASTINGS, RALPH L.	62,000	62,000	0	0
HATFIELD & CO.	4,418	4,418	0	0
HAUPPAUGE COMPUTER WORKS	12,811	12,811	0	0
HAVEN TREE SOFTWARE, LTD.	2,067	1,970	97	0
HAWLEY PRINTING	1,446	1,446	0	1,446
HAWORTH, INC.	96,283	0	96,283	0
HAYNES INTERNATIONAL, INC.	3,991	3,991	0	0
HAZCHEM	1,695	1,695	0	0
HAZCO SERVICES, INC.	1,258	0	1,258	0
HBS EQUIPMENT CORP.	49,850	49,850	0	0
HDI SYSTEMS, INC.	1,410	1,410	0	1,410
HDS	5,435	2,500	2,935	0
HEADS UP LANDSCAPE CONTRACTORS	128,700	128,700	0	128,700
HEADWAY RESEARCH, INC.	30,830	30,080	750	0
HEALTH CARE KEYBOARD CO., INC.	1,770	1,770	0	0
HEALTH CARE, INC.	5,000	5,000	0	0
HEALTH RESOURCE MANAGEMENT, LTD.	22,000	22,000	0	22,000
HEALTH RISK MANAGEMENT	609,901	609,901	0	0
HEALTH TECH, INC.	4,250	0	4,250	0
HEALTHCO DENTAL SUPPLY, INC.	1,472	1,472	0	1,472
HEAT SYSTEMS ULTRASONICS, INC.	3,225	3,225	0	0
HEAT TRANSFER SYSTEMS	1,712	0	1,712	0
HEATH CO.	5,638	5,638	0	0
HEATH WELDING SUPPLY	2,062	0	2,062	0
HEATON, JANET	7,000	7,000	0	0
HECKLER & KOCH, INC.	2,508	1,222	1,286	0
HEFLIN STEEL SUPPLY CO.	40,178	40,178	0	0
HEIGHTS ELECTRIC CO.	7,795	7,795	0	7,795
HEIGHTS KEY LOCK & SAFE, INC.	3,288	3,288	0	3,288
HEINEMANN ELECTRIC CO.	4,771	4,771	0	0
HELFRICH CO.	15,830	0	15,830	0
HELICOFLEX CO.	14,244	13,966	278	0
HELIX TECHNOLOGY CORP.	128,354	128,354	0	90,820
HELLMA CELLS, INC.	2,633	1,449	1,184	0
HELMEL ENGINEERING PRODUCTS, INC.	3,070	0	3,070	0
HELP OFFICE SUPPLY CO.	2,138	2,138	0	0
HELPER INSTRUMENT CO.	1,010	1,010	0	0
HELP, INC.	2,780	2,780	0	2,780
HELTON, CLINT & CO.	1,320	1,320	0	0

Supplier Name	Total \$	SNL/NM \$	SNL/CA \$	NM \$
HELTON, JON	10,967	10,967	0	10,967
HENDERSON, JACK B. CONSTRUCTION	5,576,368	5,576,368	0	5,576,368
HENKEN, W. H. INDUSTRIES, INC.	18,624	18,624	0	0
HENNING, JOEL P. & CO.	6,400	6,400	0	0
HENSLIN SERVICES	16,100	16,100	0	0
HENSON, JIM PRODUCTIONS	1,725	1,725	0	0
HER ELECTRONICS, INC.	6,284	6,284	0	6,284
HERAEUS-AMERSIL, INC.	7,203	6,222	981	0
HERBER AIRCRAFT	4,215	364	3,851	0
HERCULES, INC.	205,162	205,162	0	0
HERCULITE PRODUCTS, INC.	1,836	1,836	0	0
HERITAGE DISPLAY SERVICES	5,355	5,355	0	0
HERMANN MARKETING, INC.	7,157	5,257	1,900	0
HERMETIC SEAL CORP.	104,451	104,451	0	0
HEROUX, PATRICIA A.	25,000	25,000	0	0
HERRERA COACHES	2,090	2,090	0	2,090
HERRMANNSFELDT, W. B.	4,600	0	4,600	0
HERRMANN, CARL ASSOCIATES, INC.	10,913	10,913	0	0
HERTZLER, PAUL AND COMPANY	3,090	795	2,295	0
HESTER HEATING & COOLING	6,165	6,165	0	6,165
HETRA COMPUTER & COMMUNICATION	8,247	1,395	6,852	0
HETRICK SCIENTIFIC, INC.	30,213	30,213	0	0
HEURIKON CORP.	3,965	3,965	0	3,895
HEWLETT-PACKARD CO.	6,795,472	6,317,715	477,757	5,094,002
HEXCEL CORP.	19,417	6,391	13,026	0
HE, INC.	45,365	45,365	0	45,115
HI VOLTAGE COMPONENTS	62,825	62,825	0	0
HIAC/ROYCO	5,000	5,000	0	0
HIBBITT, KARLSSON & SORENSEN, INC.	88,475	88,475	0	0
HIGH DEFINITION SYSTEMS	1,380	0	1,380	0
HIGH ENERGY CORP.	2,025	2,025	0	0
HIGH MESA TOOLING	29,345	29,345	0	29,345
HIGH PERFORMANCE SYSTEMS, INC.	28,546	18,890	9,656	0
HIGH PRESSURE EQUIPMENT CO., INC.	10,380	9,959	421	0
HIGH SIERRA TECHNOLOGIES, INC.	26,640	0	26,640	0
HIGH VOLTAGE ENGINEERING CORP.	1,240	1,240	0	0
HIGH VOLTAGE ENGINEERING EUROPA BV	8,325	8,325	0	0
HIGH VOLTAGE ENGINEERING EUROPE	2,676	0	2,676	0
HIGH YIELD TECHNOLOGY	11,900	11,900	0	0
HIGHLAND DIGITAL	169,759	0	169,759	0
HIGHLAND MEDICAL SUPPLY	1,966	1,966	0	1,966
HIGHSMITH CO., INC., THE	2,266	80	2,186	0
HIGH-TECH ASSOCIATES, INC.	381,460	381,460	0	381,460
HIGHWAY RENTALS, INC.	1,095	1,095	0	0
HIGHWAY SUPPLY CO., INC.	5,091	5,091	0	5,091
HILL ELECTRONICS	1,000	1,000	0	0
HILLHOUSE & ASSOCIATES	1,934	0	1,934	0
HILTI, INC.	24,000	6,917	17,083	2,396
HINDS INTERNATIONAL, INC.	4,975	4,975	0	0
HINSHAW SUPPLY CO.	2,033	0	2,033	0
HIPOTRONICS, INC.	21,205	21,205	0	0
HIREL CONNECTORS, INC.	3,750	3,750	0	0
HIRSCH ELECTRONICS CORP.	52,035	52,035	0	0
HISCO	60,807	60,807	0	0
HI-SHEAR TECHNOLOGY CORP.	97,776	97,776	0	0
HITACHI AMERICA, LTD.	1,794,293	1,794,293	0	0
HITACHI CABLE AMERICA	1,215	1,215	0	0
HITACHI SCIENTIFIC INSTRUMENTS	11,020	11,020	0	0
HI-TECH CERAMICS, INC.	2,150	2,150	0	0

Supplier Name	Total \$	SNL/NM \$	SNL/CA \$	NM \$
HI-TECH, INC.	80,891	80,891	0	80,891
HITS COMPUTER	14,728	14,728	0	14,728
HI-VAC CORP.	1,040	1,040	0	0
HK FITTINGS	3,097	0.00	3,097	0.00
HM ELECTRONICS, INC.	12,724	12,724	0	0
HMC SOFTWARE	6,550	6,550	0	0
HOBART SALES & SERVICE	1,437	1,437	0	1,437
HOBART TAFE TECHNOLOGIES, INC.	3,185	3,185	0	0
HOECHST CELANESE CORP.	3,653	3,653	0	0
HOEHN, JOHN P.	10,000	10,000	0	0
HOESSEL, WILLIAM C.	46,200	46,200	0	46,200
HOFF ENGINEERING CO., INC.	1,300	1,300	0	0
HOFFMAN VIDEO SYSTEMS	4,865	0	4,865	0
HOFFMAN, ROBERT B.	4,407	0	4,407	0
HOKE CONTROLS	1,050	0	1,050	0
HOLADAY INDUSTRIES, INC.	3,004	3,004	0	0
HOLCK, DONALD K.	7,000	7,000	0	7,000
HOLDRIDGE, DIANE	4,600	4,600	0	4,600
HOLMAN'S, INC.	140,829	140,168	660	136,028
HOLMES & NARVER, INC.	5,171,878	5,021,878	150,000	5,171,878
HOLOMETRIX, INC.	4,500	4,500	0	0
HOLT, RANDY & ASSOCIATES, INC.	280,000	280,000	0	280,000
HOLZ PRECISION	10,445	0	10,445	0
HOME MEDICAL EQUIPMENT	1,244	1,244	0	1,244
HOME & BUS. COMPUTER CNTR. OF HAYWARD	244,594	0	244,594	0
HOMMEL AMERICA	2,816	2,816	0	0
HOMSY, PROF. G. M.	3,633	3,633	0	0
HONEYWELL INDUSTRIAL AUTOMATION	22,669	22,669	0	0
HONEYWELL, INC.	1,184,247	960,325	223,922	99,434
HOOVER, CHRIS	50,000	50,000	0	50,000
HOPPER SPECIALTY CO.	1,505	1,505	0	1,505
HORAWITZ, PROF. ISAAC M.	15,000	0	15,000	0
HORIBA INSTRUMENTS, INC.	4,032	4,032	0	0
HORSECHIEF, DEBORAH	8,800	8,800	0	8,800
HOSE VENTURE, INC.	15,586	0	15,586	0
HOTTINGER-BALDWIN MEASUREMENTS	2,405	2,405	0	0
HOUGHTON, E. F. CO.	1,588	1,588	0	0
HOUSE OF BATTERIES	1,030	0	1,030	0
HOUSE OF UNIFORMS, INC.	2,743	2,743	0	2,743
HOUSE, K. L. CONSTRUCTION CO., INC.	1,256,347	1,256,347	0	1,256,347
HOUSLEY COMMUNICATIONS, INC.	4,000	4,000	0	0
HOUSTON INTERNATIONAL, LTD.	85,000	85,000	0	0
HOUSTON SCIENTIFIC	20,240	20,240	0	0
HOWARD SALES CO.	3,132	3,132	0	0
HOWARD, C. E. CORP.	8,075	0	8,075	0
HOWLAND CO., INC.	9,500	9,500	0	0
HOWLAND, FRANK L., INC.	4,000	4,000	0	0
HOWMET CERCAST (USA), INC.	25,520	25,520	0	0
HP MARKETING CO.	15,255	15,255	0	0
HT ELECTRONICS	34,953	0	34,953	0
HTB INTERNATIONAL	12,700	9,650	3,050	0
HTB, INC.	1,250	0	1,250	0
HTE, INC.	1,220	1,220	0	0
HUGES, R. S. CO.	1,185	0	1,185	0
HUGHES AIRCRAFT CO.	619,632	616,132	3,500	61,645
HUGHES AVIATION SERVICES	30,000	30,000	0	0
HUGHES ELECTRIC	694,614	694,614	0	694,614
HUGHES LAN SYSTEMS	1,596	1,596	0	0
HUGHES, R. S. CO., INC.	26,247	15,286	10,960	8,920

Supplier Name	Total \$	SNL/NM \$	SNL/CA \$	NM \$
HULME, DR. BERNIE L.	25,000	25,000	0	25,000
HULS AMERICA, INC.	2,202	2,202	0	0
HUMAN DESIGNED SYSTEMS, INC.	3,640	6,979	(3,339)	0
HUMENY, NICK F. & CO.	2,400	2,400	0	0
HUMMINGBIRD COMMUNICATIONS, LTD.	3,394	3,394	0	0
HUMPHREY CHEMICAL CO.	1,631	0	1,631	0
HUMPHREYS & ASSOCIATES, INC.	9,295	9,295	0	0
HUMPHREY, INC.	4,188	4,188	0	0
HUNTINGTON MECHANICAL LABS, INC.	77,063	42,230	34,833	0
HUNT, OLIN SPECIALTY PRODUCTS, INC.	4,198	4,198	0	0
HURCO MFG. CO., INC.	3,700	0	3,700	0
HURON MACHINE PRODUCTS, INC.	4,168	4,168	0	0
HUSER MACHINE TOOLS, INC.	6,400	6,400	0	0
HY-CAL ENGINEERING CO.	1,675	1,675	0	325
HYDRA SYSTEMS	2,503	2,503	0	0
HYDRACON CO.	4,200	4,200	0	0
HYDRA-CRETE, INC.	26,661	26,661	0	26,661
HYDRA-ELECTRIC CO.	116,935	116,935	0	0
HYDRAULIC CONTROLS, INC.	3,634	1,831	1,803	0
HYDRAULIC DEPOT	6,989	6,989	0	0
HYDRO CONDUIT CORP.	1,800	1,800	0	1,800
HYDROGEOLOGIC, INC.	32,500	32,500	0	0
HYDROSTATICS, INC.	2,204	2,204	0	0
HYPERFINE, INC.	6,025	6,025	0	0
HY-Q INTERNATIONAL (USA), INC.	5,717	5,320	397	0
HYSTER SALES CO.	136,979	114,637	22,342	0
HY-TECH PRODUCTS, INC.	2,781	0	2,781	0
HYTRONICS CORP.	1,467	1,467	0	0
I-BUS PC TECHNOLOGY	4,795	4,795	0	4,795
ICAD	22,260	22,260	0	0
ICAM TECHNOLOGIES CORP.	14,200	14,200	0	0
ICERMAN, LARRY	84,469	84,469	0	84,469
ICF KAISER ENGINEERS, INC.	469,606	469,606	0	469,606
ICF, INC.	5,000	5,000	0	0
ICG	30,837	23,369	7,468	0
ICI AMERICAS, INC.	26,190	26,190	0	0
ICI FIBERITE	24,328	0	24,328	0
ICOM AMERICA, INC.	1,095	702	393	0
I-CON INDUSTRIES, INC.	25,030	25,030	0	0
ICS ELECTRONICS CORP.	12,265	10,765	1,500	6,780
IDAHO STATE UNIVERSITY	60,805	60,805	0	0
IDE EDUCATIONAL & CONSULTANT S	27,500	27,500	0	0
IDEAL AEROSMITH, INC.	21,200	21,200	0	0
IDEAL INDUSTRIAL ELECTRONIC SUPPLY, INC.	17,320	17,320	0	0
IDEAL MIRROR & GLASS, INC.	1,015	1,015	0	1,015
IDENTICARD SYSTEMS, INC.	8,050	8,050	0	0
IDENTICATOR CORP.	2,535	2,223	312	0
IDESCO CORP.	17,847	16,500	1,347	0
IDM CONTROLS	1,340	1,340	0	0
IEM, INC.	7,355	7,355	0	0
IET LABS, INC.	2,729	2,729	0	0
IFR SYSTEMS, INC.	22,567	21,367	1,200	0
IGES DATA ANALYSIS, INC.	3,000	3,000	0	0
IGI CONSULTING, INC.	2,495	2,495	0	0
IICO	4,999	4,999	0	0
IISME	16,000	0	16,000	0
IIT RESEARCH INSTITUTE	332,299	332,299	0	0
IKON CORP.	1,310	1,310	0	0
ILC TECHNOLOGY, INC.	28,503	16,775	11,728	0

Supplier Name	Total \$	SNL/NM \$	SNL/CA \$	NM \$
ILCO UNICAN CORP.	8,025	8,025	0	0
ILFORD PHOTO CORP.	187,313	123,744	63,569	0
ILLIMITE, INC.	1,270	1,270	0	0
ILLINOIS GENERAL ENGINEERING	1,576	1,576	0	1,576
ILX LIGHTWAVE CORP.	35,875	35,875	0	0
IM SYSTEMS, INC.	154,630	154,630	0	0
IMAGE BUILDERS	34,201	34,201	0	34,201
IMAGE LOGIC CORP.	1,950	1,950	0	0
IMAGE SETTERS	52,261	0	52,261	0
IMAGENATION CORP.	7,389	7,389	0	0
IMAGING CONCEPTS OF NM, INC.	4,010	4,010	0	4,010
IMAGING SUPPLIES & EQUIPMENT	3,063	0	3,063	0
IMAGING TECHNOLOGY, INC.	4,240	4,240	0	0
IMAGING & SENSING TECHNOLOGY CORP.	4,970	4,970	0	0
IMAGO DATA	11,298	11,298	0	0
IMC MAGNETICS CORP.	9,254	9,254	0	0
IMEC	3,088	3,088	0	3,088
IMET CORP.	3,591	3,591	0	0
IMO INDUSTRIES, INC.	8,065	8,065	0	0
IMO VARO, INC.	8,540	8,540	0	0
IMPACT SOFTWARE PRODUCTION	2,535	2,535	0	2,535
IMPEDIMENT, INC.	19,935	19,935	0	0
IMPERIAL SOFTWARE TECHNOLOGY	3,445	3,445	0	0
IMPLANT SCIENCES CORP.	36,270	0	36,270	0
IN TOUCH SYSTEMS	1,590	1,590	0	0
INCO ALLOYS INTERNATIONAL, INC.	101,814	101,814	0	0
INDALA CORP.	12,650	12,650	0	0
INDIUM CORP. OF AMERICA	7,239	7,239	0	0
INDUCTOTHERM CORP.	22,461	22,461	0	0
INDUSTRIAL BATTERY SPECIALISTS	12,351	12,351	0	12,351
INDUSTRIAL COMPUTER SOURCE	69,611	57,104	12,507	0
INDUSTRIAL COMPUTERS, INC.	6,694	3,974	2,720	0
INDUSTRIAL CONTRACTORS	133,782	133,782	0	133,782
INDUSTRIAL DEVICES CORP.	3,472	0	3,472	0
INDUSTRIAL ELECTRIC, INC.	28,751	28,751	0	28,751
INDUSTRIAL ELECTRONIC ENGINEER	7,935	7,935	0	0
INDUSTRIAL ELECTRONICS	4,000	4,000	0	0
INDUSTRIAL ELECTRONICS & CONTROLS	1,607	1,607	0	0
INDUSTRIAL INTERFACES, INC.	8,266	8,266	0	0
INDUSTRIAL METALCRAFT, INC.	4,889	4,889	0	0
INDUSTRIAL PIPE & STEEL	4,158	4,158	0	0
INDUSTRIAL PLATING CO., INC.	1,249	469	780	469
INDUSTRIAL PRODUCTS CORP.	5,468	5,468	0	5,468
INDUSTRIAL SCIENTIFIC CORP.	2,956	2,956	0	0
INDUSTRIAL SOLAR TECHNOLOGY CO.	68,757	68,757	0	0
INDUSTRIAL STEAM, INC.	1,834	1,194	640	0
INDUSTRIAL TEST EQUIPMENT	8,400	8,400	0	0
INDUSTRIAL TOOL & SUPPLY CO.	7,533	0	7,533	0
INDUSTRIAL VEHICLES INTL., INC.	520,154	520,154	0	0
INDUSTRIAL WESTERN, INC.	5,969	5,969	0	0
INDUSTRIAL & COMMERCIAL SECURITY SYSTEMS	18,230	18,230	0	18,230
INDY ELECTRONICS, INC.	3,242	3,242	0	0
INERTIAL SCIENCE, INC.	440,000	440,000	0	0
INFERENCE CORP.	6,000	6,000	0	0
INFINITY	8,990	8,990	0	7,590
INFO SOLUTIONS	1,660	0	1,660	0
INFOCENTRE CORP.	6,825	6,825	0	0
INFOCUS SYSTEMS, INC.	13,220	8,664	4,556	8,664

Supplier Name	Total \$	SNL/NM \$	SNL/CA \$	NM \$
INFODATA SYSTEMS, INC.	21,084	21,084	0	0
INFOMETRICS	63,125	63,125	0	0
INFONET SERVICES CORP.	345,919	345,919	0	0
INFORMATION BUILDERS, INC.	82,524	82,524	0	0
INFORMATION DIMENSIONS, INC.	3,995	3,995	0	0
INFORMATION HANDLING SERVICES	151,740	83,788	67,953	0
INFORMATION MANAGEMENT SPECIALTIES (IMS)	147,299	147,299	0	147,299
INFORMATION MAPPING, INC.	13,463	13,463	0	0
INFORMATION PRESENTATION TECHNOLOGIES, INC.	4,565	4,565	0	0
INFORMATION PROCESSING TECHNIQUES CORP.	4,860	3,300	1,560	0
INFORMATION SYSTEMS & RESEARCH, INC.	171,029	171,029	0	0
INFORMATIVE EDGE, THE	5,292	0	5,292	0
INFORMIX SOFTWARE, INC.	72,759	72,660	99	0
INFOTEK SYSTEMS	4,990	4,990	0	0
INFRAMETRICS, INC.	15,154	10,264	4,890	0
INFRARED ANALYSIS, INC.	16,985	6,430	10,555	0
INFRARED FIBER SYSTEMS	4,880	4,880	0	0
INFRARED OPTICAL PRODUCTS, INC.	29,300	11,698	17,602	0
INGALLS ASSOCIATES	1,648	0	1,648	0
INGERSAL RAND	1,564	0	1,564	0
INGRES CORP.	265,896	250,000	15,896	0
INLAND ASSOCIATES	1,425	1,425	0	0
INMAC	124,946	83,758	41,188	0
INNOVA COMMUNICATIONS, INC.	6,654	6,654	0	0
INNOVATION DATA PROCESSING	3,900	2,900	1,000	0
INNOVATIONS CONSULTING, INC.	138,000	112,400	25,600	0
INNOVATIVE COMPUTING	21,292	21,292	0	21,292
INNOVATIVE PRODUCTS & PERIPHERALS CORP.	67,845	58,744	9,100	0
INNOVATIVE RESEARCH, INC.	3,000	3,000	0	0
INNOVATIVE TECHNOLOGY, INC.	2,000	2,000	0	0
INOVONICS CORP.	84,402	84,402	0	0
INQ EDUCATIONAL MATERIALS, INC.	1,379	1,379	0	0
INRAD, INC.	36,835	3,550	33,285	0
INSET SYSTEMS, INC.	1,198	1,007	191	0
INSIGHT DISTRIBUTION NETWORK	14,253	13,649	604	0
INSIGHT ELECTRONICS, INC.	18,961	18,961	0	0
INSIGNIA	4,878	0	4,878	0
INSIGNIA SOLUTIONS, INC.	4,473	4,139	334	0
INSITEC	61,400	5,400	56,000	0
INSPECTION TECHNOLOGIES	10,284	10,284	0	0
INSTAR SOFTWARE AB	1,500	1,500	0	0
INSTITUTE INTERCONNECT PACK ELECT. CIRCUIT	3,040	3,040	0	0
INSTRON, CORP.	39,579	39,579	0	0
INSTRULAB, INC.	5,847	1,745	4,102	0
INSTRUMENT ENCLOSURES, INC.	2,708	2,708	0	0
INSTRUMENT LABS	3,071	0	3,071	0
INSTRUMENT MARKETING	4,440	0	4,440	0
INSTRUMENT SERVICE LABORATORIES	26,535	26,535	0	26,535
INSTRUMENT SPECIALTIES CO., INC.	4,050	4,050	0	0
INSTRUMENTATION MARKETING CORP.	29,955	27,270	2,685	0
INSTRUMENTS FOR RESEARCH & INDUSTRY	12,781	3,945	8,836	0
INSTRUMENTS SA, INC.	258,027	247,155	10,872	0

Supplier Name	Total \$	SNL/NM \$	SNL/CA \$	NM \$
INST. OF ELECTRICAL & ELECTRONIC ENGINEERS, INC.	1,744	1,524	220	0
INSULATOR SEAL, INC.	18,345	8,455	9,890	420
INTARCH DESIGN ASSOCIATES	16,902	0	16,902	0
INTECH EDM	4,281	4,281	0	0
INTECH, INC.	4,624	3,320	1,304	0
INTECOM, INC.	146,576	146,576	0	0
INTEGRA TECHNOLOGIES CORP.	29,115	0	29,115	0
INTEGRAL SYSTEMS, INC.	69,300	69,300	0	0
INTEGRATED APPLIED PHYSICS, INC.	3,000	3,000	0	0
INTEGRATED BUSINESS COMPUTERS	2,164	2,164	0	0
INTEGRATED CIRCUIT DEVELOPMENT	3,400	3,400	0	0
INTEGRATED COMPUTER SOLUTIONS	20,465	11,415	9,050	0
INTEGRATED DEVICE TECHNOLOGY	41,879	41,879	0	0
INTEGRATED DOCUMENT MANAGEMENT	4,750	0	4,750	0
INTEGRATED FLOORING SYSTEMS	148,100	148,100	0	148,100
INTEGRATED MARKETING, INC.	1,928	0	1,928	0
INTEGRATED MEASUREMENT SYSTEMS	19,352	19,352	0	0
INTEGRATED MICRO PRODUCTS	43,500	43,500	0	0
INTEGRATED MICROWAVE CORP.	4,290	4,290	0	0
INTEGRATED OPTICAL SERVICES	4,000	0	4,000	0
INTEGRATED RESEARCH	1,200	0	1,200	0
INTEGRATED SYSTEMS, INC.	20,339	0	20,339	0
INTEGRATED TECHNOLOGIES CORP.	173,051	173,051	0	173,051
INTEGRATED TECHNOLOGY ENTERPRISES, INC.	4,016	4,016	0	4,016
INTEGRATION TECHNOLOGIES	4,495	4,495	0	0
INTEGRI-TEST CORP.	83,500	63,100	20,400	0
INTEGRITY NETWORKING SYSTEM	55,111	55,111	0	55,111
INTEL CORP.	604,062	604,062	0	0
INTELE Q, INC.	34,950	34,950	0	0
INTELECOM INTELLIGENT TELECOMM	43,443	0	43,443	0
INTELLIBASE, INC.	12,920	12,920	0	0
INTELLICORP	2,785	0	2,785	0
INTELLIGENT INSTRUMENTATION, INC.	4,175	4,175	0	0
INTELLIGENT MARKETING GROUP	8,938	8,938	0	0
INTELLISYS CORP.	2,597	2,597	0	2,597
INTERA SCIENCES	201,257	201,257	0	0
INTERACTIVE DEVELOPMENT ENVIRONMENTS	187,934	187,934	0	0
INTERACTIVE SOFTWARE ENGINEERING	21,409	0	21,409	0
INTERACTIVE TELEVISION CO.	11,250	11,250	0	0
INTERA, INC.	3,356,255	3,356,255	0	161,045
INTERCON SYSTEMS CORP.	1,574	1,574	0	0
INTERCONNECT SPECIALTIES, INC.	1,274	1,274	0	0
INTER-CONTINENTAL MICROWAVE	20,185	20,185	0	0
INTERFACE ICS, INC.	8,169	8,169	0	8,169
INTERFACE TECHNOLOGY, INC.	7,150	7,150	0	450
INTERFACE WELDING CO.	7,000	0	7,000	0
INTERFACE, INC.	4,368	3,628	740	0
INTERFERENCE CONTROL TECHNOLOGIES	3,245	3,245	0	0
INTERFET CORP.	5,036	5,036	0	0
INTERGRAPH CORP.	2,190,284	2,190,284	0	933,281
INTERIM PERSONNEL	15,000	15,000	0	15,000
INTERLEAF, INC.	14,420	9,995	4,425	0
INTERMEC CORP.	76,644	76,644	0	64,220
INTERMEC WEST	4,611	0	4,611	0
INTERMETRICS, INC.	1,920	1,920	0	0
INTERMOUNTAIN BUSINESS SYSTEMS	7,500	7,500	0	0

Supplier Name	Total \$	SNL/NM \$	SNL/CA \$	NM \$
INTERMOUNTAIN CIRCUIT SUPPLY	5,722	5,722	0	0
INTERMOUNTAIN LOCK & SUPPLY	1,717	1,717	0	0
INTERMOUNTAIN MARKETING	3,820	3,820	0	0
INTERNATIONAL BUSINESS MACHINES CORP.	3,822,310	3,296,249	526,062	2,892,559
INTERNATIONAL COMPUTER GRAPHICS	13,965	10,520	3,445	0
INTERNATIONAL COMPUTER PROGRAM	1,180	0	1,180	0
INTERNATIONAL CRYOGENICS, INC.	2,819	2,819	0	0
INTERNATIONAL DATA SYSTEMS	4,379	4,379	0	0
INTERNATIONAL DATAWARES	1,241	1,241	0	0
INTERNATIONAL DIALOGUE EDUCATION ASSOCIATES	14,500	14,500	0	0
INTERNATIONAL ELECTRONICS, INC.	1,365,160	1,365,160	0	1,364,965
INTERNATIONAL FIBER SYSTEMS, INC.	42,042	42,042	0	36,342
INTERNATIONAL GEOTHERMAL ASSOC.	75,000	75,000	0	0
INTERNATIONAL HEALTH AWARENESS	5,475	5,475	0	0
INTERNATIONAL LIGHT, INC.	5,127	5,127	0	0
INTERNATIONAL MANUFACTURING SERVICES, INC.	8,263	8,263	0	0
INTERNATIONAL MATH & STATISTICAL LIBRARY, INC.	106,890	106,050	840	0
INTERNATIONAL PORTLAND CORP.	4,450	4,450	0	0
INTERNATIONAL POWER DEVICES, INC.	4,484	4,484	0	0
INTERNATIONAL POWER MACHINES CORP.	46,248	46,248	0	11,505
INTERNATIONAL RADIATION	4,400	4,400	0	0
INTERNATIONAL SENSOR TECHNOLOGY	126,399	126,399	0	0
INTERNATIONAL TECHNEGROU, INC.	1,940	950	990	0
INTERNATIONAL TECHNOLOGY	3,610	3,610	0	3,610
INTERNATIONAL WAFER SERVICE	3,054	0	3,054	0
INTEROPTIC	1,120	200	920	0
INTERPOINT CORP.	85,821	58,571	27,250	0
INTERSCAN CORP.	3,640	3,640	0	0
INTERSOLV	16,737	16,737	0	0
INTERSTATE BATTERY SYSTEM OF ALBUQUERQUE	2,568	2,568	0	2,568
INTERSTATE HYDRAULICS	1,894	1,894	0	0
INTERSTATE WIRE CO., INC.	2,279	2,279	0	0
INTEVAC, INC.	223,502	223,502	0	0
INTRA CORP.	480,000	480,000	0	0
INTRATEC	1,900	1,900	0	0
INTROL CORP.	53,420	52,620	800	0
INTUSOFT	5,127	2,917	2,210	0
IOMEGA CORP.	22,812	21,014	1,799	0
ION LASER TECHNOLOGY	22,525	22,525	0	0
ION SYSTEMS, INC.	16,250	16,250	0	0
ION TECH, INC.	17,568	0	17,568	0
IONPURE TECHNOLOGIES CORP.	39,603	39,603	0	39,603
IOTECH, INC.	55,146	52,466	2,680	39,176
IOWA STATE UNIVERSITY	89,800	89,800	0	0
IPM/LORTEC POWER SYSTEMS	7,000	7,000	0	0
IR INSTRUMENT SERVICES	5,055	5,055	0	0
IRD MECHANALYSIS, INC.	24,195	24,195	0	0
IRIS ELECTRONICS	1,446	1,446	0	0
IRON AGE PROTECTIVE CO.	11,651	11,651	0	11,651
ISBELL, WILLIAM	8,000	8,000	0	0
ISCO, INC.	4,400	4,400	0	0
ISDN-TEK	8,950	8,950	0	0
ISEC	16,109	16,109	0	0
ISI GROUP, INC.	14,125	14,125	0	769
ISICAD	8,125	8,125	0	0

Supplier Name	Total \$	SNL/NM \$	SNL/CA \$	NM \$
ISLAND GRAPHICS CORP.	15,904	8,389	7,515	0
ISOLATION DESIGN CORP.	39,364	39,364	0	39,364
ISOMET CORP.	9,000	9,000	0	0
ISOTEC, INC.	3,080	0	3,080	0
ISOTHERMAL USA, LTD.	3,225	3,225	0	0
ISOTOPE PRODUCTS LABORATORIES	19,185	19,185	0	0
ISOWAVE	19,650	0	19,650	0
ISS, INC.	1,879	1,879	0	0
IT CORP.	3,960,915	3,142,165	818,750	3,142,165
ITAC SYSTEMS, INC.	3,084	2,885	199	0
ITC INTEGRATED SYSTEMS, INC.	4,895	4,895	0	0
ITEM PRODUCTS, INC.	8,266	8,266	0	0
ITHACO, INC.	9,037	9,037	0	0
ITT CANNON	5,800	0	5,800	0
ITT CORP.	2,911,495	2,904,310	7,185	0
ITZ FUNWEAR	2,862	2,862	0	2,862
IVEY, MARK D.	52,500	52,500	0	52,500
IVIE TECHNOLOGIES, INC.	5,352	5,352	0	0
IXI CORP.	3,900	3,900	0	0
J&A MACHINERY	2,785	2,785	0	0
J&D EXCAVATION, INC.	60,000	60,000	0	60,000
J&J GASKET	9,540	9,540	0	9,540
J&M SYSTEMS CONSULTANTS, LTD.	447,695	447,695	0	447,695
J&S ELECTRIC CO., INC.	1,116,792	1,116,792	0	1,116,792
J&S WHOLESALE CO., INC.	2,565	0	2,565	0
J P SUPPLY & SERVICES	4,009	4,009	0	4,009
J3 ASSOCIATES	5,069	0	5,069	0
JACKSON EQUIPMENT CO.	2,650	2,650	0	2,650
JACKSON, S. H. CO., INC.	7,700	7,700	0	0
JACKS, WAYNE	2,000	0	2,000	0
JACO	7,013	7,013	0	0
JACOBS ENGINEERING GROUP, INC.	14,187	14,187	0	14,187
JACOBS, THOMAS L. & ASSOCIATES, INC.	54,150	54,150	0	0
JACOBY & ASSOCIATES	3,571	0	3,571	0
JAEGERS, A. OPTICS	2,150	0	2,150	0
JAMECO ELECTRONICS	1,101	764	338	0
JAMES ASSOCIATES	47,970	47,970	0	0
JAMES GROUP, LTD., THE	13,200	13,200	0	0
JAMES, COOKE & HOBSON, INC.	24,703	24,703	0	24,703
JAMES, DR. BRYAN	22,000	22,000	0	0
JAN DEVICES, INC.	1,170	1,170	0	0
JANCO SHEET METAL, INC.	2,400	2,400	0	2,400
JANDEL CORP.	24,662	22,555	2,107	0
JANIS RESEARCH CO.	12,573	12,573	0	0
JANI/TECH	2,533	0	2,533	0
JANOS TECHNOLOGY, INC.	15,100	11,544	3,556	0
JANSSEN CHIMICA	1,636	1,636	0	0
JAYCOR	51,913	51,913	0	0
JAYNES CORP.	14,062,000	14,062,000	0	14,062,000
JB MECHANICAL, INC.	1,424	0	1,424	0
JC COMPUTER WAREHOUSE	9,600	9,600	0	0
JC PAPER CO.	1,315	0	1,315	0
JCC	2,925	2,925	0	0
JCH WIRE & CABLE	5,104	5,104	0	0
JCPDS-INTERNATIONAL CENTRE	2,000	2,000	0	0
JDI TECHNOLOGIES	6,385	6,385	0	0
JDR MICRODEVICES, INC.	37,854	30,137	7,717	0
JDS FITEL	34,308	34,308	0	0
JEC LASERS, INC.	64,650	64,650	0	0

Supplier Name	Total \$	SNL/NM \$	SNL/CA \$	NM \$
JEC SERVICE, INC.	1,110	1,110	0	0
JEFFERSON SMURFIT CO.	46,805	46,805	0	0
JEFFERSON, ROBERT M.	15,000	15,000	0	15,000
JEMS COMMUNICATIONS	1,740	1,740	0	0
JENKINS-SMITH, HANK C.	35,000	35,000	0	35,000
JENNINGS, THOMAS A., INC.	5,000	0	5,000	0
JENSEN TOOLS, INC.	20,591	15,780	4,811	0
JEOL USA, INC.	896,056	485,881	410,176	0
JET ELECTRONIC & TECHNOLOGY	1,168	1,168	0	0
JET RESEARCH CENTER, INC.	29,852	29,852	0	0
JETFAX, INC.	3,185	3,185	0	0
JEWELL, TANYA	12,100	0	12,100	0
JFW INDUSTRIES, INC.	32,751	32,751	0	0
JGS ELECTRIC	2,820	2,820	0	2,820
JIM'S GLASS	4,949	0	4,949	0
J-J SAFETY, INC.	26,894	26,894	0	26,894
J-MAR & ASSOCIATES, INC.	3,933	3,933	0	3,933
JMC INSTRUMENTS, INC.	1,444	1,444	0	0
JML OPTICAL INDUSTRIES, INC.	3,865	3,740	125	0
JODON, INC.	2,000	2,000	0	0
JOHNSON CONTROLS, INC.	89,889	87,046	2,843	71,900
JOHNSON MATTHEY, INC.	83,748	79,370	4,378	0
JOHNSON YOKOGAWA CORP.	2,095	2,095	0	0
JOHNSON & JOHNSON	4,530	4,530	0	0
JOHNSON, DONALD W.	6,800	6,800	0	6,800
JOHNSON, EDWIN F.	15,000	15,000	0	15,000
JOHNSON, E. F.	3,711	3,711	0	0
JOHNSON, GEORGE	8,000	0	8,000	0
JOHNSON, HAROLD OPTICAL LABORATORIES, INC.	21,954	21,954	0	0
JOHNSON, NEGLEATHA J.	6,000	6,000	0	6,000
JOHNSON, ROBERT A.	9,035	0	9,035	0
JOHNSON, ROY L., JR.	35,000	35,000	0	35,000
JOHNSTON CONTRACTORS	2,500	0	2,500	0
JOHNSTON CO., THE	8,835	8,835	0	8,835
JOHNSTONE SUPPLY	3,621	3,523	98	2,210
JOHNSTON, CASEY CO.	1,442	1,442	0	0
JOINER ASSOCIATES, INC.	1,430	1,430	0	0
JONATHAN MANUFACTURING CORP.	5,060	5,060	0	0
JONES PLUMBING & HEATING CO.	57,720	57,720	0	57,720
JONES, B. R. & ASSOCIATES	16,020	16,020	0	0
JONES, ERIKA & ASSOCIATES, INC.	201,280	179,750	21,530	201,280
JORDAN ASSOCIATES	8,950	8,950	0	0
JORDAN, GRETCHEN, PHd	91,000	91,000	0	0
JORDAN, R. M. CO.	10,465	2,840	7,625	0
JORGENSEN, EARLE M. CO.	349,155	26,970	322,184	0
JOSTENS, INC.	7,366	7,366	0	7,366
JPO EQUIPMENT CO.	64,673	0	64,673	0
JPS COMMUNICATIONS, INC.	1,378	1,378	0	0
JR 3, INC.	16,385	16,385	0	0
JS TECHNICAL SERVICES	12,500	12,500	0	0
JT UTILITY ELECTRIC	3,115	3,115	0	3,115
JTT INTERNATIONAL	5,400	5,400	0	0
JUSTIS SUPPLY	3,425	3,425	0	3,425
JVC PROFESSIONAL PRODUCT CO.	1,969	1,969	0	1,969
JW INDUSTRIES, INC.	63,353	63,353	0	63,353
JWP BUSINESSLAND	20,156	670	19,486	670
JWP INFORMATION SYSTEMS	53,943	51,400	2,543	51,400
K&H SALES, INC.	1,286	0	1,286	0

Supplier Name	Total \$	SNL/NM \$	SNL/CA \$	NM \$
K&K DEVELOPMENT	1,527	1,527	0	1,527
K&L MICROWAVE, INC.	47,931	47,931	0	4,875
K&S SERVICE CENTER, INC.	1,721	1,721	0	1,721
KADCO CERAMICS	1,550	1,550	0	0
KAEHR METAL FINISHING	15,680	15,680	0	15,680
KAISER ALUMINUM & CHEMICAL CORP.	31,090	0	31,090	0
KAISER OPTICAL SYSTEMS, INC.	1,295	1,295	0	0
KAISER-ECKEL VALVE CO.	17,063	17,063	0	0
KALAMAZOO TECHNICAL FURNITURE	9,192	9,192	0	0
KALLEEN'S COMPUTER PRODUCTS, INC.	34,747	0	34,747	0
KAMAN AEROSPACE CORP.	90,000	90,000	0	0
KAMAN INDUSTRIAL TECHNOLOGIES	117,939	117,939	0	117,705
KAMAN INSTRUMENTATION CORP.	2,500	2,500	0	0
KAMAN SCIENCES CORP.	202,838	202,838	0	129,994
KAMIS, INC.	2,221	2,221	0	0
KANDRIS, ANASTASSIOS	7,700	0	7,700	0
KANER CO., INC.	1,702	1,702	0	0
KANGAROO TECHNOLOGIES CORP.	35,705	0	35,705	0
KANSAS STATE UNIVERSITY	5,400	0	5,400	0
KANTHAL-ARTCOR	3,800	3,800	0	0
KAPLAN, DR. MAUREEN F.	14,000	14,000	0	0
KAPTRON	5,330	1,540	3,790	0
KAR PRODUCTS, INC.	6,973	0	6,973	0
KASTLE SYSTEMS	2,219	2,219	0	0
KAUFMAN'S WEST	9,393	9,393	0	9,393
KAVET, RICHARD A.	36,000	36,000	0	36,000
KAWASAKI THERMAL SYSTEMS, INC.	24,500	24,500	0	0
KBC TOOL	1,259	0	1,259	0
KC COMPRESSOR WORKS, INC.	2,937	0	2,937	0
KC PRECISION SHEET METAL	9,788	0	9,788	0
KD COMPONENTS, INC.	25,390	25,390	0	0
KDC	12,813	12,813	0	12,813
KEA SYSTEMS, LTD.	14,593	14,593	0	0
KEARNEY, HUGH A.	20,000	20,000	0	0
KEEBLE & SHUCAT PHOTOGRAPHY	45,959	0	45,959	0
KEENE CORP.	62,459	62,459	0	0
KEENE SANITARY SUPPLY	966	0	966	0
KEITHLEY INSTRUMENTS, INC.	428,689	380,622	48,067	337,027
KELLER & GANNON	950,000	0	950,000	0
KELLY MOORE PAINT CO., INC.	9,105	0	9,105	0
KELLY SERVICES, INC.	91,300	91,300	0	91,300
KEMET ELECTRONICS CORP.	15,324	15,324	0	0
KENDAL PRECISION MACHINING	50,859	50,859	0	50,859
KENNAMETAL GIS	43,578	43,578	0	43,578
KENNAMETAL, INC.	11,620	2,205	9,415	0
KENNEDY SAFETY SERVICES, INC.	5,000	0	5,000	0
KENTEK CORP.	3,361	3,361	0	0
KEPCO, INC.	57,372	35,770	21,602	30,090
KERN ENGINEERING & MFG. CORP.	1,966	1,966	0	0
KEVEX INSTRUMENTS, INC.	175,092	0	175,092	0
KEWAUNEE SCIENTIFIC CORP.	25,942	18,716	7,226	4,386
KEY HIGH VACUUM PRODUCTS, INC.	15,011	15,011	0	5,648
KEYSER TECHNOLOGY	7,593	7,593	0	7,593
KEYSTONE ELECTRONICS	2,981	2,981	0	0
KEYSTONE SALES, INC.	19,750	19,750	0	0
KEYSTONE SCIENTIFIC	4,395	4,395	0	0
KG PROMOTIONAL	1,063	0	1,063	0
KIDGER OPTICS, LTD.	2,500	2,500	0	0
KIESUB CORP.	1,060	1,060	0	0

Supplier Name	Total \$	SNL/NM \$	SNL/CA \$	NM \$
KIGRE, INC.	2,800	2,800	0	0
KIKUSUI INTERNATIONAL CORP.	5,790	5,790	0	5,790
KILOVAC CORP.	11,349	11,349	0	8,715
KILSBY-ROBERTS	1,168	714	454	0
KIMBALL PHYSICS, INC.	26,642	26,100	542	0
KINETIC SYSTEMS CORP.	15,648	8,637	7,011	0
KINETICS WEST	3,361	3,361	0	0
KING BEARING, INC.	8,501	0	8,501	0
KING NUTRONICS CORP.	1,973	1,973	0	0
KINGS ELECTRONICS CO., INC.	2,475	2,475	0	0
KINGSLEY MACHINE CO.	3,877	3,877	0	0
KINGSTON TECHNOLOGY CO.	60,400	60,400	0	0
KIRK PAPER CO.	3,415	0	3,415	0
KIRK-MAYER, INC.	9,041,926	4,981,325	4,060,601	4,981,325
KIRK, NORMAN AIR CO., INC.	315,536	315,536	0	315,536
KIRSCH CONSTRUCTION ENTERPRISES, INC.	3,008	3,008	0	3,008
KISTLER INSTRUMENT CORP.	22,919	14,412	8,507	1,700
KISTLER MORSE	2,700	2,700	0	0
KITTS ENTERPRISES, INC.	1,388	1,388	0	1,388
KJC OPERATING CO.	3,162,178	3,162,178	0	0
KL GROUP	6,185	2,595	3,590	0
KLA INSTRUMENTS CORP.	16,360	16,360	0	0
KLEER-FLO CO.	5,906	5,906	0	0
KLEIN ENTERPRISES	23,470	23,470	0	23,470
KLING FILTER SALES	5,368	5,368	0	0
KLINGER CONSTRUCTORS, INC.	915,515	915,515	0	915,515
KLINGER SCIENTIFIC CORP.	5,689	5,689	0	0
KLONTECH ACT	2,394	2,394	0	0
KM SYSTEMS	7,500	7,500	0	0
KOBERSTEIN, DR. JEFF	5,000	5,000	0	0
KOESTEL, ALFRED	4,500	4,500	0	0
KOHEN, ELIOT	5,500	5,500	0	5,500
KOHLHAAS CORP.	9,596	9,596	0	9,596
KOINONIA PC	60,000	60,000	0	60,000
KOLLMANN, PROF. WOLFGANG	12,000	0	12,000	0
KOLLMORGEN CORP.	52,094	8,764	43,330	0
KOLMAR TECHNOLOGIES, INC.	7,600	7,600	0	0
KONE, JAMES S. & CO.	1,553	1,553	0	0
KONTES GLASS CO.	7,386	3,580	3,806	0
KONTRON ELECTRONICS, INC.	7,995	7,995	0	7,995
KOOGLE & POULS ENGINEERING, INC.	137,981	137,981	0	137,981
KOONIN, DR. STEVEN E.	24,597	24,597	0	0
KP ELECTRONICS, INC.	1,567	1,567	0	0
KPL GAS SERVICE	8,697	8,697	0	0
KPMG PEAT MARWICK	9,308	9,308	0	9,308
KRAFT DYNATRONIX	4,090	4,090	0	0
KRAMER & ASSOCIATES	25,040	25,040	0	25,040
KRAMES COMMUNICATIONS	2,614	2,614	0	0
KRANCO SERVICES, INC.	200,000	0	200,000	0
KRAUTKRAMER-BRANSON, INC.	1,570	60	1,510	0
KRAYDEN, INC.	4,422	4,422	0	0
KROHN-HITE CORP.	8,275	8,275	0	0
KRUGER INTERNATIONAL	5,529	0	5,529	0
KTAADN, INC.	40,000	40,000	0	0
K-TEC SALES, INC.	1,899	1,899	0	0
KTECH CORP.	5,807,331	5,807,331	0	5,807,331
K-TECH, INC.	30,304	28,398	1,906	0
KUBOTA PACIFIC COMPUTER, INC.	23,664	7,900	15,764	0
KULICKE & SOFFA INDUSTRIES, INC.	20,627	20,627	0	0

Supplier Name	Total \$	SNL/NM \$	SNL/CA \$	NM \$
KULITE SEMICONDUCTOR PRODUCTS	68,908	17,990	50,918	120
KULITE TUNGSTEN CORP.	17,100	0	17,100	0
KUPPERMAN, ROBERT H.	17,750	17,750	0	0
KURT'S CAMERA CORRAL, INC.	467,540	467,540	0	467,540
KURZ INSTRUMENTS, INC.	20,850	20,440	410	0
KVB/ANALECT	7,680	7,680	0	0
KVH INDUSTRIES, INC.	6,185	6,185	0	0
KYOCERA AMERICA, INC.	38,250	38,250	0	0
KYOCERA INDUSTRIAL CERAMICS CO.	15,595	15,595	0	0
L&F INDUSTRIES	804,078	804,078	0	0
L&L ELECTRONICS	522,978	522,978	0	522,978
L&L SPECIAL FURNACE	5,271	5,271	0	0
L&M TECHNOLOGIES, INC.	4,925,270	4,925,270	0	4,925,270
LA CIE, LTD.	37,974	20,019	17,955	0
LA MOTTE CHEMICAL PRODUCTS CO.	5,378	5,378	0	0
LA TRADE	5,320	5,035	285	0
L-A WATER TREATMENT CO.	11,980	11,980	0	0
LAB AIDS, INC.	5,799	5,799	0	0
LAB BY DESIGN	19,477	0	19,477	0
LAB FABRICATORS CO.	1,618	1,618	0	0
LAB SAFETY SUPPLY, INC.	35,891	10,749	25,141	0
LAB SUPPORT, INC.	68,250	68,250	0	0
LABEL CONCEPTS	3,255	0	3,255	0
LABORATORY BY DESIGN, INC.	5,045	0	5,045	0
LABORATORY DEVICES, INC.	1,490	0	1,490	0
LABORATORY MICROSYSTEMS, INC.	19,495	19,495	0	0
LABORATORY TECHNOLOGIES CORP.	26,413	26,413	0	0
LABSPHERE, INC.	3,220	3,220	0	0
LADD RESEARCH INDUSTRIES, INC.	3,767	3,767	0	0
LAGREE, BROOKS & ASSOCIATES	32,298	32,298	0	32,298
LAGUNA INDUSTRIES, INC.	17,010	17,010	0	17,010
LAGUS APPLIED TECHNOLOGY, INC.	10,275	10,275	0	0
LAHEY COMPUTER SYSTEMS, INC.	20,289	20,289	0	0
LAKE SHORE CRYOTRONICS, INC.	5,560	5,560	0	0
LAKESHORE	1,855	1,855	0	1,855
LAKWOOD SYSTEMS	1,484	1,484	0	1,484
LAM RESEARCH	1,498,975	1,498,975	0	0
LAMB ASSOCIATES INC.	14,281	14,281	0	14,281
LAMB ENGINEERING & CONSTRUCTION	461,900	461,900	0	0
LAMBDA ELECTRONICS, INC.	35,241	35,241	0	0
LAMBDA PHYSIK, INC.	308,685	110,779	197,906	0
LAMBRECHT, KARL CORP.	27,610	27,610	0	0
LAMINAIRE CORP.	6,750	6,750	0	0
LAMINAR FLOW, INC.	2,786	2,786	0	0
LANCS INDUSTRIES	2,889	2,889	0	0
LANDERS-SEGAL COLOR CO., INC.	1,648	1,648	0	0
LANDMARK SYSTEMS CORP.	3,809	3,809	0	0
LANES, ROY	10,000	10,000	0	10,000
LANEX CORP.	263,803	263,803	0	0
LANGELL'S ART SUPPLIES, INC.	9,112	9,112	0	9,112
LANGUAGE SYSTEMS CORP.	5,810	3,870	1,940	0
LANIER WORLDWIDE, INC.	91,591	37,930	53,661	12,153
LAN-TECH	2,728	2,728	0	0
LANTRONIX	8,436	8,436	0	0
LANXIDE ARMOR PRODUCTS, INC.	2,170	2,170	0	0
LANYI, DR. JANOS	5,000	5,000	0	0
LAPCAD ENGINEERING	1,495	1,495	0	0
LAPTOP BROKERS, INC.	1,025	0	1,025	0

Supplier Name	Total \$	SNL/NM \$	SNL/CA \$	NM \$
LAQUE CENTER FOR CORROSION TECHNOLOGY, INC.	137,581	137,581	0	0
LAREAU & ASSOCIATES, INC.	25,000	25,000	0	25,000
LARNER MACHINE, INC.	64,525	64,525	0	0
LARS INDUSTRIES, INC.	29,253	29,253	0	0
LARSE CORP.	1,872	1,872	0	0
LARSEN ELECTRONICS, INC.	2,937	2,937	0	0
LARSON ELECTRONIC GLASS	4,695	4,155	540	0
LARUS CORP.	4,563	4,563	0	0
LASAG CORP.	80,820	80,820	0	0
LASER DESIGN	61,550	61,550	0	0
LASER DIODE, INC.	194,729	194,729	0	0
LASER ENGINEERING	6,947	6,947	0	0
LASER FAB	1,126	1,126	0	0
LASER IONICS	1,000	1,000	0	0
LASER LIFE TECHNOLOGIES	29,871	0	29,871	0
LASER MASTER CORP.	45,683	45,155	528	0
LASER MAX	6,680	6,680	0	0
LASER OPTICS, INC.	45,750	45,750	0	0
LASER PHOTONICS	288,320	286,320	2,000	0
LASER POWER OPTICS	11,278	11,278	0	0
LASER PRECISION CORP.	93,833	89,185	4,649	0
LASER PRODUCTS, LTD.	4,106	0	4,106	0
LASE-R SHIELD, INC.	1,825	1,285	540	1,825
LASER TECHNOLOGY, INC.	3,754	3,254	500	0
LASER TOOLS CORP.	1,293	1,293	0	0
LASERMAX, INC.	3,865	3,865	0	0
LASERTECH INDUSTRIES	3,295	3,295	0	0
LASERTECHNICS, INC.	3,866	3,241	625	3,866
LASICO	2,110	2,110	0	0
LATHROP SHOOTERS SUPPLY, INC.	6,130	6,130	0	0
LATHROP-PAULSON CO.	1,665	1,665	0	1,665
LAWRENCE SEMICONDUCTOR LABS, INC.	3,450	3,450	0	0
LAWSON PRODUCTS, INC.	12,006	12,006	0	123
L-COM DIRECT	6,371	5,875	496	0
LE FIELL MANUFACTURING CO.	2,570	2,570	0	0
LEARNKEY, INC.	1,190	1,190	0	0
LEASAMETRIC, INC.	1,550	0	1,550	0
LEBOW CO.	115,550	115,550	0	0
LECO CORP.	10,962	10,962	0	0
LECROY RESEARCH CORP.	94,489	0	94,489	0
LECROY RESEARCH SYSTEM CORP.	1,117,360	1,109,057	8,303	1,107,277
LECTRONIC RESEARCH LABORATORIES	4,740	4,740	0	0
LEDTRONICS, INC.	4,933	1,467	3,466	0
LEE COM DATA SYSTEMS	5,999	5,999	0	0
LEE CO., THE	3,925	3,925	0	0
LEE HECHT HARRISON	3,400	3,400	0	0
LEE LANDSCAPES	190,490	190,490	0	190,490
LEE SPRING CO., INC.	1,207	1,106	100	0
LEEDS LEATHER PRODUCTS	3,410	3,410	0	0
LEEDS & NORTHRUP CO.	41,920	41,852	68	0
LEEDSHILL-HERKENHOFF, INC.	500,000	500,000	0	500,000
LEEMAN LABS, INC.	147,225	147,225	0	0
LEE, R. J. GROUP, INC.	7,200	7,200	0	0
LEGATO SYSTEMS, INC.	3,675	3,675	0	0
LEGENT CORP.	58,993	52,144	6,849	0
LEGI-SLATE, INC.	30,900	30,900	0	0
LEHIGH STAFF, INC.	75,000	0	75,000	0
LEHIGH UNIVERSITY	231,279	231,279	0	0

Supplier Name	Total \$	SNL/NM \$	SNL/CA \$	NM \$
LEHIGHTON ELECTRONICS, INC.	3,790	3,790	0	0
LEICA, INC.	161,890	161,890	0	56,734
LEKTRONICS NEW MEXICO	1,429	1,429	0	1,429
LEMMA SYSTEMS	7,000	7,000	0	7,000
LEMMEL-NEILL ASSOC.	1,245	1,245	0	0
LEMO USA, INC.	9,680	7,991	1,690	6,694
LENTEC CORP.	65,000	65,000	0	65,000
LEONARD, A. M., INC.	2,357	0	2,357	0
LEPEL CORP.	26,647	26,647	0	0
LEROY'S CONSTRUCTION CO., INC.	13,217	13,217	0	13,217
LESKER, KURT J. CO.	53,664	29,216	24,448	1,200
LET'S GET PERSONAL	1,419	1,419	0	1,419
LETTERPLUS GRAPHICS	3,407	0	3,407	0
LEVINE, PROF. ALFRED	8,000	0	8,000	0
LEVIN, LOUIS & SONS, INC.	1,772	113	1,659	0
LEVI, RAY & SHOUP, INC.	5,650	5,650	0	0
LEVY, MAX AUTOGRAPH	17,211	17,211	0	0
LEXMARK INTERNATIONAL, INC.	69,914	69,914	0	66,975
LEYBOLD INFICON, INC.	389,638	240,162	149,476	109,111
LEYBOLD TECHNOLOGIES, INC.	5,367	5,367	0	0
LEYBOLD VACUUM PRODUCTS, INC.	29,468	29,468	0	15,474
LFE PLASMA SYSTEMS	1,500	1,500	0	0
LIANT SOFTWARE CORP.	10,784	3,200	7,584	0
LIBERTY ENGINEERING	6,103	6,103	0	0
LIBERTY SYSTEMS	3,839	3,610	229	0
LICONIX	25,850	25,850	0	0
LIEBER'S LUGGAGE OF NM, INC.	5,504	5,504	0	5,504
LIEBERT ASSOCIATES	8,393	8,393	0	0
LIEBERT CORP.	1,930	1,500	430	0
LIFE CYCLE ENGINEERING, INC.	200,000	0	200,000	0
LIFETIME MEMORY PRODUCTS	1,420	1,420	0	0
LIGHT AGE, INC.	1,800	0	1,800	0
LIGHT CONTROL INSTRUMENTS, INC.	4,205	4,205	0	0
LIGHT MACHINES CORP.	23,295	23,295	0	0
LIGHTING SCIENCES, INC.	1,115	1,115	0	0
LIGHTNING LOCATION & PROTECTION, INC.	13,500	13,500	0	0
LIGHTNING OPTICAL CORP.	3,700	3,200	500	0
LIGHTNING PROTECTION CORP.	25,946	25,946	0	0
LIGHTWAVE COMMUNICATIONS, INC.	13,510	13,510	0	13,510
LIGHTWAVE ELECTRONICS CORP.	42,050	42,050	0	0
LILLIARD, R. CONSULTANTS, INC.	7,000	7,000	0	0
LIM & ORZECZOWSKI ASSOCIATES	23,000	0	23,000	0
LIMIT POINT SYSTEMS	170,000	0	170,000	0
LIND ELECTRONIC DESIGN	2,019	1,250	770	0
LINDBERG CO.	14,051	14,051	0	0
LINDE GASES OF THE WEST	11,366	0	11,366	0
LINDGREN RF ENCLOSURES, INC.	78,315	78,315	0	78,315
LINDSAY'S BUSINESS SUPPLIES & FURNITURE, INC.	131,922	0	131,922	0
LINE TOOL CO.	5,691	5,691	0	0
LINEAR TECHNOLOGY CORP.	83,510	83,510	0	83,510
LING ELECTRONICS, INC.	4,510	500	4,010	0
LINK-OSBORN CO.	5,710	5,710	0	0
LINOTRONIC CO.	4,629	4,629	0	0
LINOTYPE-HELL CO.	59,066	52,248	6,818	0
LINSEIS, INC.	15,391	15,391	0	0
LIN-TEK	7,321	0	7,321	0
LIQUID AIR CORP.	209,559	205,017	4,542	0
LIQUID CARBONIC CORP.	9,789	5,563	4,226	0

Supplier Name	Total \$	SNL/NM \$	SNL/CA \$	NM \$
LIQUID CARBONIC INDUSTRIAL/MEDICAL CORP.	25,000	0	25,000	0
LISKA MACHINERY SERVICE	9,000	0	9,000	0
LISLE, PANOLA	5,760	5,760	0	5,760
LISTA INTERNATIONAL CORP.	11,807	5,418	6,388	0
LITERAL CORP.	44,893	37,578	7,315	0
LITHO SUPPLY CO.	44,658	44,658	0	44,658
LITHOGRAPHIC HORIZONS, INC.	1,140	0	1,140	0
LITHOGRAPHY REPAIR SERVICE	35,800	35,800	0	35,800
LITTLE, ARTHUR D., INC.	227,497	227,497	0	0
LITTON INDUSTRIAL AUTOMATION	6,064	6,064	0	0
LITTON INDUSTRIES, INC.	23,546	23,546	0	0
LITTON SYSTEMS, INC.	148,684	148,684	0	1,684
LIVERMORE CONCRETE CO.	2,431	0	2,431	0
LIVERMORE CYCLERY	4,790	0	4,790	0
LIVERMORE SAW & MOWER SHOP	8,553	0	8,553	0
LIVERMORE SOFTWARE TECHNOLOGY	48,000	40,000	8,000	0
LIVERMORE VALLEY RADIOLOGISTS	5,000	0	5,000	0
LIVERMORE-DUBLIN DISPOSAL	10,000	0	10,000	0
LK MACHINE, INC.	3,577	3,577	0	3,577
LK TECHNOLOGIES	10,955	10,955	0	0
LLOYD'S REFRIGERATION	18,000	18,000	0	0
LOBO ENGINES	1,500	1,500	0	1,500
LOBO LIFT, INC.	92,937	92,937	0	92,937
LOCKFAST WEST	6,415	6,415	0	0
LOCKHEED ADVANCED DEVELOPMENT	22,925	22,925	0	0
LOCKHEED MISSILES & SPACE CO., INC.	171,304	171,304	0	0
LOCKHEED SANDERS, INC.	7,900	7,900	0	0
LOEWS ANNAPOLIS HOTEL	2,230	2,230	0	0
LOGIC ANALYSTS, INC.	6,000	6,000	0	6,000
LOGIC MODELING CORP.	48,100	32,700	15,400	0
LOGICAL DATA CORP.	12,970	12,970	0	0
LOGICAL DEVICES, INC.	2,995	2,995	0	0
LOGICAL VISION, LTD.	8,000	8,000	0	0
LOGICON/RDA	65,000	65,000	0	65,000
LOGIMETRICS, INC.	137,281	137,281	0	99,912
LOMBERG, JON	14,000	14,000	0	0
LONE STAR SAFETY & SUPPLY	1,330	1,330	0	0
LONG COMMUNICATIONS GROUP	1,920	1,920	0	0
LORAL	12,851	12,851	0	12,851
LORAL AEROSPACE CORP.	304,164	304,164	0	0
LORAL CONIC	153,310	139,130	14,180	0
LORAL FAIRCHILD CORP.	933,222	522,440	410,782	33,595
LORAL INSTRUMENTATION	269,658	269,658	0	64,840
LORAL MICROWAVE-WAVECOM	22,291	22,291	0	13,411
LORAL MICROWAVE/NARDA	96,424	87,175	9,249	33,538
LORAL RANDTRON	15,000	15,000	0	0
LORAL TERRACOM CORP.	2,630	2,630	0	0
LORD CORP.	7,686	6,223	1,462	0
LOR-DEM PRODUCTS CORP.	3,469	3,469	0	0
LOREE GOLD STAMPING & BADGE CO.	8,900	8,900	0	8,900
LORTEC POWER SYSTEMS, INC.	29,475	29,475	0	0
LOS ALAMOS TECHNICAL ASSOC., INC.	1,781,499	1,781,499	0	1,781,499
LOS ALTOS NETWORKS, INC.	5,592	0	5,592	0
LOS ARCOS EQUIPMENT	1,131	1,131	0	0
LOTUS DEVELOPMENT CORP.	8,967	8,831	136	0
LOUISIANA STATE UNIVERSITY	28,228	28,228	0	0
LOVELACE MEDICAL FOUNDATION	56,000	56,000	0	56,000
LOVELACE SCIENTIFIC RESOURCE, INC.	50,000	50,000	0	50,000

Supplier Name	Total \$	SNL/NM \$	SNL/CA \$	NM \$
LOWRANCE CONTRACTS, INC.	1,463	1,463	0	0
LP GLASSBLOWING, INC.	2,795	2,795	0	0
LPS INDUSTRIES, INC.	4,427	3,705	722	0
LSI LOGIC CORP.	939,857	939,857	0	0
LUBIN, L. J., INC.	470,000	470,000	0	470,000
LUCAS AEROSPACE, INC.	3,745	3,745	0	0
LUCAS CONSULTING	25,000	25,000	0	0
LUCAS DURALITH	21,390	21,390	0	21,390
LUCAS LEDEX, INC.	5,169	5,169	0	0
LUCAS SENSING SYSTEMS, INC.	1,625	1,625	0	0
LUCAS WEINSCHEL ENGINEERING	17,698	17,203	495	0
LUCAS-SCHAEVITZ	14,101	9,707	4,394	0
LUCAS, PROF. JAMES P.	1,500	0	1,500	0
LUCAS/SIGNATONE CORP.	133,628	133,628	0	0
LUCE PRESS CLIPPINGS	9,280	9,280	0	0
LUDLUM MEASUREMENTS, INC.	74,748	66,867	7,882	0
LUJAN SOFTWARE SERVICES, INC.	479,945	479,945	0	479,945
LUMBER, INC.	156,466	156,466	0	156,466
LUMONICS, INC.	85,374	26,745	58,629	0
LUNA VOCATIONAL TECHNICAL INST.	3,000	3,000	0	3,000
LUSK METALS	7,468	0	7,468	0
LUSTER ON PRODUCTS CO.	1,670	688	982	0
LUXEL CORP.	32,045	32,045	0	0
LUXTRON CORP.	31,680	31,680	0	27,780
L-W ATHENA, INC.	11,369	11,369	0	0
LYBEN COMPUTER SYSTEMS, INC.	1,508	487	1,021	0
LYNFIELD CONSULTING	495,000	495,000	0	495,000
LYNNTRONICS	9,869	9,869	0	0
LYNX	3,470	3,470	0	0
LYNX GEOSYSTEMS, INC.	4,800	4,800	0	0
LYON LAMB VIDEO ANIMATION SYST.	4,000	4,000	0	0
LZR ELECTRONICS	1,030	1,030	0	396
M&K ENTERPRISES	6,256	6,256	0	0
M&M HONDA MOTO GUZZI	13,114	13,114	0	13,114
M&O DISTRIBUTING	2,095	2,095	0	0
M/A-COM ADAMS RUSSELL, INC.	26,483	686	25,797	0
M/A-COM LIGHT CONTROL SYSTEMS	2,423	2,423	0	1,423
M/A-COM, INC.	214,381	214,381	0	0
MAC CENTER, THE	8,342	2,795	5,547	0
MAC CONNECTION	10,382	7,117	3,265	0
MAC DERMID, INC.	1,357	1,357	0	0
MAC DIRECT	9,034	7,786	1,248	0
MAC TECHNICAL SERVICES CO.	1,185,567	1,185,567	0	0
MAC TEL TECHNOLOGY	1,676	556	1,120	0
MACALLAN CONSULTING	1,841	1,841	0	0
MACCOR, INC.	33,333	33,333	0	0
MACGREGOR WELDING SYSTEMS, LTD.	6,463	6,463	0	0
MACHINE DYNAMICS	2,000	2,000	0	2,000
MACKINNEY SYSTEMS	2,390	2,390	0	0
MACNAB DESIGN	13,256	13,256	0	13,256
MACNEAL-SCHWENDLER CORP., THE	119,398	119,398	0	0
MACROMIND-PARACOMP, INC.	1,124	854	270	0
MAC'S PLACE	1,308	1,172	136	0
MACSHOP, THE	57,477	0	57,477	0
MACSYMA, INC.	3,614	2,216	1,398	0
MACS, INC.	2,399	2,399	0	2,399
MACTRONIX	19,980	19,980	0	0
MACWAREHOUSE	227,557	23,923	203,634	0
MADER CONSULTING CO.	1,000	1,000	0	0

Supplier Name	Total \$	SNL/NM \$	SNL/CA \$	NM \$
MADISON OPTICAL, INC.	7,340	7,340	0	0
MADRID INDUSTRIES	1,058	1,058	0	1,058
MAGELLAN SYSTEMS CORP.	23,381	23,381	0	0
MAGIC SOLUTIONS	2,396	2,396	0	0
MAGMA ENGINEERING CO.	1,093	1,093	0	0
MAGNA VISUAL, INC.	1,433	1,433	0	0
MAGNAVOX GOVT. & INDUSTRIAL ELECTRONICS CO.	25,220	25,220	0	0
MAGNET SALES & MFG. CO.	9,348	8,644	703	0
MAGNETEK ELECTRIC, INC.	22,684	22,684	0	0
MAGNETEK/PEI	2,333	2,333	0	0
MAGNETIC SHIELD CORP.	2,485	2,485	0	2,225
MAGNETICO, INC.	4,608	4,608	0	0
MAGNUM PRECISION MACHINES, INC.	372,692	372,692	0	372,692
MAGORIAN, THOMAS R.	22,000	22,000	0	0
MAGTEK, INC.	7,417	7,417	0	0
MAGTROL, INC.	3,255	3,255	0	0
MAIL-WELL ENVELOPE	2,251	2,251	0	2,251
MAIN STREET DESIGNS	13,499	0	13,499	0
MAKO	5,400	5,400	0	0
MALCOLM SERVICES, INC.	1,971	1,971	0	1,971
MALCOLM, DAVID ASSOCIATES, INC.	10,000	10,000	0	0
MALOY MOBILE STORAGE	54,664	54,664	0	54,664
MALPASS, RONALD A.	14,400	14,400	0	14,400
MALVERN INSTRUMENTS, INC.	45,020	45,020	0	0
MANMAC, INC.	7,671	7,671	0	0
MANPOWER, INC.	183,500	183,500	0	183,500
MANSFIELD ASSOCIATES/IMAGING SYSTEMS	3,710	3,710	0	0
MANUFACTURING TECHNOLOGIES, INC.	30,176	2,250	27,926	0
MANUFACTURING & CONSULTING SERVICES, INC.	1,285	1,285	0	0
MANVILLE CORP.	2,075	200	1,875	0
MARATHON COMPUTERS, INC.	8,531	8,531	0	8,531
MARATHON INTERNATIONAL, INC.	29,490	0	29,490	0
MARCO INTERNATIONAL	1,792	0	1,792	0
MARCO STEEL & ALUMINUM	8,597	8,597	0	8,597
MAR-COM	6,264	0	6,264	0
MARCOM	4,867	0	4,867	0
MARCONI CIRCUIT TECHNOLOGY CORP.	55,000	55,000	0	0
MARCONI INSTRUMENTS, INC.	11,352	11,352	0	0
MARGAR OPTICAL, INC.	14,645	14,645	0	0
MARINO GAGES	3,283	3,283	0	0
MARIPOSA VIDEO	35,335	35,335	0	35,335
MARK METALS, INC.	19,960	19,960	0	0
MARKERTEK VIDEO	3,338	3,234	104	0
MARKETEK, INC.	1,828	1,828	0	0
MARKETING INTERNATIONAL	1,695	1,695	0	0
MARKLYN CONTROLS SUPPLY	39,173	39,173	0	36,903
MARKSON SCIENCE, INC.	4,580	3,547	1,034	0
MARKTECH SYSTEMS	37,062	37,062	0	0
MARLAC ELECTRONICS, INC.	4,973	4,973	0	0
MARLIN MFG. CORP.	1,044	1,044	0	1,044
MARLIN PACIFIC RENTAL CO.	11,000	11,000	0	0
MARMON MOTOR CO.	18,972	18,972	0	0
MARON, YITZHAK	251,000	251,000	0	0
MAROTTA SCIENTIFIC CONTROLS INC.	184,596	3,985	180,611	0
MAROTTA, CHARLES R.	18,000	18,000	0	0
MARQUETTE ELECTRONICS, INC.	10,757	10,757	0	0
MARRIOTT CORP.	100,000	100,000	0	0

Supplier Name	Total \$	SNL/NM \$	SNL/CA \$	NM \$
MARSHALL INDUSTRIES	57,727	56,889	838	0
MARSH-MCBIRNEY, INC.	2,995	2,995	0	0
MARTEK INTERNATIONAL	3,000	3,000	0	0
MARTEK LASERS	36,422	36,422	0	0
MARTEX CIRCUITS, INC.	10,593	10,593	0	0
MARTIN MARIETTA CORP.	182,349	182,349	0	0
MARTIN, FROESCHNER & ASSOCIATES	22,500	0	22,500	0
MARWAY PRODUCTS, INC.	10,204	10,204	0	0
MARYLAND AVIATION ADMINISTRATION	10,000	10,000	0	0
MAS	2,124	0	2,124	0
MAS-HAMILTON	2,845	2,845	0	0
MASON, GEORGE UNIVERSITY	75,798	75,798	0	0
MASS VAC, INC.	2,823	2,823	0	0
MASSACHUSETTS INSTITUTE OF TECHNOLOGY	65,898	65,898	0	0
MASSEY JOHNSON ASSOCIATES	2,971	2,971	0	2,971
MASSTECH	6,075	6,075	0	0
MASTER PROTECTION ENTERPRISES	1,606	426	1,180	426
MASTHEAD INTERNATIONAL, INC.	9,258	9,258	0	9,258
MATARAH INDUSTRIES, INC.	2,029	987	1,042	0
MATCOM, INC.	17,595	17,595	0	0
MATE PUNCH & DIE CO.	9,083	9,083	0	0
MATEC CORPORATION	42,205	16,455	25,750	0
MATERIAL HANDLING SPECIALISTS	36,002	36,002	0	36,002
MATERIALS DATA, INC.	13,265	9,265	4,000	0
MATERIALS ENGINEERING ASSOCIATION	143,335	143,335	0	0
MATERIALS RESEARCH CORP.	56,551	52,951	3,600	0
MATERIALS, INC.	7,814	7,814	0	7,814
MATH ASSOCIATES, INC.	9,424	2,873	6,551	2,684
MATH SOFT, INC.	28,805	26,422	2,383	0
MATHESON GAS PRODUCTS, INC.	71,109	4,826	66,283	0
MATHIS, R. D. CO.	10,136	9,980	156	0
MATHWORKS, INC., THE	205,798	187,438	18,360	0
MATRIX CORP.	269,928	269,928	0	92,888
MATRIX INTEGRATED SYSTEMS	2,801	2,801	0	0
MATRIX SYSTEMS CORP.	93,565	93,565	0	0
MATROX ELECTRONICS SYSTEMS, LTD.	23,315	23,315	0	23,315
MATRX MEDICAL, INC.	4,849	4,849	0	0
MATSUSHITA ELECTRIC CORP. OF AMERICA	2,094	1,524	570	1,524
MATT-CHLOR, INC.	1,590	1,590	0	0
MATTER OF FAX	1,188	0	1,188	0
MATTSON INSTRUMENTS, INC.	15,467	8,667	6,800	0
MAURY MICROWAVE CORP.	31,893	31,893	0	0
MAXIMUM STORAGE, INC.	10,725	4,425	6,300	0
MAXTEC INTERNATIONAL CORP.	4,880	4,880	0	0
MAXTEK, INC.	12,677	12,677	0	0
MAXWELL LABORATORIES, INC.	601,730	521,716	80,014	6,404
MAYCO, INC.	86,219	86,219	0	86,219
MAYHEW CO., THE	31,684	31,684	0	31,684
MAYNARD ELECTRONICS, INC.	1,092	297	795	0
MB DYNAMICS, INC.	30,210	30,210	0	0
MB OIL CO.	90,985	90,985	0	90,985
MBA OFFICE SUPPLIES	5,862	0	5,862	0
MC MACHINERY SYSTEMS	2,000	2,000	0	0
MCAE, INC.	4,993	4,993	0	0
MCALLISTER TECHNICAL SERVICES	2,790	0	2,790	0
MCBRIDE & ASSOCIATES	33,337	32,227	1,110	33,337
MCCABE & ASSOCIATES	27,000	7,875	19,125	0
MCCARTHY SCIENTIFIC CO.	1,080	1,080	0	0

Supplier Name	Total \$	SNL/NM \$	SNL/CA \$	NM \$
MCCAULEY TOOL & SUPPLY	10,692	0	10,692	0
MCCLINTIC & CO.	1,986	1,986	0	1,986
MCCLINTIC, PATSY & MCCLINTIC, JOHN	65,117	65,117	0	65,117
MCDADE-WOODCOCK, INC.	222,856	222,856	0	222,856
MCDATA CORP.	1,800	1,800	0	0
MCDONNELL DOUGLAS CORP.	377,156	377,156	0	0
MCDOWELL, PROF. DAVID	10,000	0	10,000	0
MCG ELECTRONIC, INC.	4,493	4,493	0	0
MCGARD, INC.	1,051	0	1,051	0
MCGEE CO., INC.	4,988	4,988	0	0
MCGILLIM RESEARCH	6,750	6,750	0	0
MCGRAW-HILL, INC.	1,964	1,499	465	0
MCHUGH, MARK A. PHD	8,625	8,625	0	0
MCKOWN BLANGER ASSOCIATES PC	150,000	150,000	0	150,000
MCLAUGHLIN, DR. DENNIS	15,000	15,000	0	0
MCMANUS SECURITY SYSTEMS	1,823	1,823	0	0
MCMASTER-CARR SUPPLY CO.	180,662	63,060	117,603	0
MCMURCHY, WARNE, SLATER & REILLY	4,950	4,950	0	0
MCNC	219,555	219,555	0	0
MCNEILL INTERNATIONAL	5,425	5,425	0	0
MCS, INC.	6,172	6,172	0	0
MCT INDUSTRIES, INC.	21,701	21,701	0	21,701
MCWHORTERS STATIONERY	3,633	0	3,633	0
MCWILLIAMS FORGE CO.	406,351	406,351	0	0
MDA ENGINEERING, INC.	4,090	4,090	0	0
MDA SCIENTIFIC, INC.	168,060	167,693	368	0
MDB SYSTEMS, INC.	11,036	11,036	0	0
MDC VACUUM PRODUCTS CORP.	245,785	116,416	129,370	58,735
MDM SCIENTIFIC & CHEMICAL, INC.	1,356	1,356	0	0
MEADOWLARK OPTICS	4,909	4,909	0	0
MEAD, PHILIP L.	4,000	4,000	0	4,000
MEANS, R. S. CO., INC.	16,070	16,070	0	0
MEASUREMENT & ANALYSIS SYSTEMS	2,728	2,728	0	0
MEASUREMENTS GROUP., INC.	36,604	34,384	2,220	13,107
MEASUREMENTS INTERNATIONAL	46,383	46,383	0	46,383
MECHANICAL DYNAMICS, INC.	3,240	3,240	0	0
MECHANICAL REPRESENTATIVES, INC.	1,912	1,912	0	1,912
MECHANICAL TECHNOLOGY, INC.	7,665	0	7,665	0
MECTRON INDUSTRIES, INC.	2,141	2,141	0	0
MED COMPLIANCE SERVICES	5,000	5,000	0	5,000
MEDECO	10,286	10,286	0	10,286
MEDEQUIP SALES & SERVICE	4,690	4,690	0	0
MED-HEALTH EDUCATIONAL SERVICE	34,500	34,500	0	34,500
MEDI	5,468	0	5,468	0
MEDIA FORM	3,328	3,328	0	0
MEDIA LOGIC, INC.	1,795	1,795	0	0
MEDIAWORKS ADVERTISING SPECIAL	6,242	6,242	0	6,242
MEDICAL SALES ASSOCIATES	1,145	1,145	0	0
MEDLEY MATERIAL HANDLING, INC.	44,292	44,292	0	44,292
MEDSONIC	3,813	3,813	0	0
MEDTHERM CORP.	6,462	6,462	0	0
MEGA DRIVE SYSTEMS	1,775	1,775	0	0
MEGADRIVE SYSTEMS, INC.	89,806	64,910	24,897	0
MEGATEK CORP.	7,935	7,935	0	0
MEISEI CORP.	3,855	3,195	660	0
MELCHER, INC.	1,023	1,023	0	0
MELCOR/MATERIALS ELECTRONIC PRODUCTS CORP.	1,162	1,162	0	0
MELLEN CO., INC.	3,479	3,479	0	0

Supplier Name	Total \$	SNL/NM \$	SNL/CA \$	NM \$
MELLER OPTICS, INC.	16,559	16,559	0	0
MELLES-GRIOT, INC.	152,959	135,720	17,239	0
MELLOY DODGE	2,850	2,850	0	2,850
MEMOREX TELEX	1,764	0	1,764	0
MENSCO	3,138	0	3,138	0
MENTALIX	5,768	5,768	0	0
MENTOR GRAPHICS CORP.	879,345	879,345	0	0
MERCER, WILLIAM M., INC.	33,000	33,000	0	33,000
MERCHANTTEK, INC.	6,840	6,840	0	0
MERCIER ASSOCIATES	53,700	53,700	0	0
MERCK & CO., INC.	6,764	6,294	470	0
MERCURY COMPUTER SYSTEMS, INC.	129,915	129,915	0	0
MERET OPTICAL COMMUNICATIONS INC.	21,045	21,045	0	3,450
MERIDIAN CORP.	790,917	790,917	0	0
MERIDIAN DATA, INC.	1,155	0	1,155	0
MERIDIAN SUPPLY, CO.	3,616	3,616	0	0
MERIT SERVICES, INC.	4,000	0	4,000	0
MERO STRUCTURES	10,178	10,178	0	0
MERRICK CO.	47,908	47,908	0	47,908
MERRILL, DR. CELIA	30,000	30,000	0	30,000
MERRIMAC INDUSTRIES, INC.	5,485	3,510	1,975	0
MERRITT CO., THE	14,722	14,722	0	0
MERRITT, JOHN	15,000	15,000	0	0
MERRITT, J. R. CONTROLS, INC.	1,899	1,899	0	0
MERRY X-RAY	4,000	0	4,000	0
MESA BLUEPRINT, INC.	68,820	68,820	0	68,820
MESA EQUIPMENT & SUPPLY CO.	158,997	158,997	0	158,997
MESA MACHINERY SALES	13,704	13,704	0	0
MESA TECHNICAL CORP.	1,268	1,268	0	1,268
MESA WEST, INC.	38,763	0	38,763	0
MESQUITE GROUP, INC.	40,000	40,000	0	0
MET ONE, INC.	1,000	1,000	0	0
META SOFTWARE, INC.	25,260	25,260	0	0
METAL CRYSTALS & OXIDES, LTD.	1,788	0	1,788	0
METAL FAB CORP.	33,810	33,810	0	0
METAL FLEX WELDED BELLOWS, INC.	5,170	5,170	0	0
METAL SAMPLES CO., INC.	41,573	40,528	1,045	0
METAL TECH	51,143	0	51,143	0
METALCRAFT, INC.	1,971	1,971	0	0
METALLOGRAPHIC LABORATORY SERVICE	11,263	0	11,263	0
METALLURGICAL SUPPLY CO., INC.	5,890	5,890	0	0
METCUT RESEARCH ASSOCIATES, INC.	2,085	2,085	0	0
METERS & CONTROLS, INC.	3,401	3,401	0	0
METHODS MACHINE TOOLS, INC.	1,617	1,617	0	0
METPATH, INC.	60,000	0	60,000	0
METRABYTE CORP.	4,350	950	3,400	0
METRAPLEX CORP.	3,520	3,520	0	0
METRIX	3,591	3,591	0	0
METRO COMPUTER WORLD	731,674	731,674	0	731,674
METROLINE INDUSTRIES	12,000	12,000	0	0
METROPOLE PRODUCTS, INC.	14,330	4,750	9,580	0
METROSONICS, INC.	8,375	8,375	0	0
METROX, INC.	60,000	60,000	0	0
METRUM INFORMATION STORAGE	115,243	115,243	0	108,250
METRUM INSTRUMENT	1,000	1,000	0	0
METTLER INSTRUMENT CORP.	99,140	96,305	2,835	0
METTLER-TOLEDO	11,972	0	11,972	0
METZGER, RON A.	1,800	1,800	0	1,800
MEYERS INDUSTRIES	79,384	79,384	0	0

Supplier Name	Total \$	SNL/NM \$	SNL/CA \$	NM \$
MEYERS, B. E. & CO.	2,397	2,397	0	0
MF PHYSICS CORP.	18,500	18,500	0	0
MFG-WEST	370,299	370,299	0	0
MHZ ELECTRONICS, INC.	6,000	6,000	0	0
M-I DRILLING FLUIDS	10,000	10,000	0	0
MIC TECHNOLOGY CORP.	23,739	23,739	0	0
MICHAELS OF SAN FRANCISCO	1,624	0	1,624	0
MICHIGAN STATE UNIVERSITY	122,924	120,088	2,836	0
MICREL SEMICONDUCTOR	87,483	87,483	0	87,483
MICRO COMPUTER SUPPORT GROUP	4,938	4,938	0	4,938
MICRO COMPUTER SYSTEMS REPAIR	7,227	7,227	0	7,227
MICRO EXPRESS	25,287	22,807	2,480	0
MICRO LASER SYSTEMS	9,160	9,160	0	0
MICRO MARK	2,659	2,606	53	0
MICRO MASK, INC.	2,650	2,650	0	0
MICRO MEMORY, INC.	26,800	26,800	0	0
MICRO MO ELECTRONICS, INC.	7,431	6,031	1,400	0
MICRO PLANNING INTERNATIONAL, INC.	1,140	1,140	0	0
MICRO TECHNOLOGY, INC.	56,264	56,264	0	0
MICRO VISION SYSTEMS	12,406	0	12,406	0
MICRO WAREHOUSE	7,048	5,604	1,444	0
MICROAGE COMPUTER STORES	12,887	1,135	11,752	0
MICROBIZ	1,176	0	1,176	0
MICROCAD TECHNOLOGIES, INC.	1,095	0	1,095	0
MICROCAL, INC.	1,741	1,296	445	0
MICROCARD	5,995	5,995	0	0
MICROCIRCUIT ENGINEERING CORP.	8,375	7,299	1,076	0
MICRO-COAX COMPONENTS, INC.	8,299	8,299	0	0
MICROCOM CORP.	236,159	158,222	77,937	0
MICROCOMPUTER POWER	11,130	11,130	0	0
MICROCOM, INC.	191,053	190,753	300	0
MICROCOSM, INC.	25,522	25,413	109	0
MICROCRAFT, INC.	612,968	612,968	0	0
MICRODOT, MALCO A. CO.	2,346	2,346	0	0
MICRODYNE CORP.	139,970	139,000	970	0
MICROEDGE	850	850	0	0
MICROELECTRONICS & COMPUTER TECHNOLOGY CORP.	60,000	60,000	0	0
MICROGRAFX, INC.	8,647	8,428	220	0
MICROGRAPHICS	23,235	23,235	0	23,235
MICROHELP, INC.	1,515	1,426	89	0
MICROLAB/FXR	11,308	8,950	2,358	0
MICROLANE COMPUTERS, INC.	2,595	2,595	0	0
MICROLASER DEVICES CO.	25,000	25,000	0	0
MICROMANIPULATOR CO., INC., THE	89,966	89,966	0	16,430
MICROMATH SCIENTIFIC SOFTWARE	1,050	1,050	0	0
MICROMATTER CO.	3,168	0	3,168	0
MICROMEDEX, INC.	14,544	9,758	4,786	0
MICROMEGA SYSTEMS, INC.	18,300	18,300	0	0
MICROMERITICS INSTRUMENT CORP.	16,910	16,910	0	0
MICRO-MODE PRODUCTS, INC.	39,205	39,205	0	0
MICRON TECHNOLOGY, INC.	3,940	3,940	0	3,940
MICRONETICS	6,550	6,550	0	0
MICROPHASE LABORATORIES, INC.	322,720	322,720	0	322,720
MICROPLANNING INTERNATIONAL	1,785	0	1,785	0
MICROPOROUS MATERIALS, LTD.	2,000	0	2,000	0
MICROPROCESSOR APPLICATIONS DEVELOPMENT	6,500	6,500	0	0
MICROPROCESSORS UNLIMITED	3,366	3,366	0	0

Supplier Name	Total \$	SNL/NM \$	SNL/CA \$	NM \$
MICRORIM	1,779	1,779	0	0
MICROSAFE, INC.	5,000	5,000	0	0
MICROSAGE	17,150	17,150	0	17,150
MICROSCAN SYSTEMS	9,970	9,970	0	0
MICROSEM	3,117	3,117	0	0
MICROSEMI CORP.	83,726	66,251	17,475	0
MICRO-SEMICONDUCTOR CORP.	1,001	1,001	0	0
MICROSENSOR TECHNOLOGY, INC.	16,780	450	16,330	0
MICROSIM CORP.	150,907	142,780	8,128	0
MICROSOFT CORP.	71,920	65,055	6,865	0
MICROSPOT USA, INC.	1,972	1,915	57	0
MICROSTAR CORP.	5,290	5,290	0	0
MICROSYSTEMS ENGINEERING CORP.	19,926	19,926	0	0
MICROTEC RESEARCH, INC.	24,890	24,890	0	0
MICROTECH, INC.	2,807	2,807	0	0
MICROTRACE, INC.	3,525	3,525	0	0
MICROVIDEO LEARNING SYSTEMS	3,584	3,584	0	0
MICROWARE SYSTEMS CORP.	10,410	10,410	0	0
MICROWAREHOUSE	10,178	8,982	1,196	0
MICROWAVE DEVELOPMENT LABS, INC.	6,812	6,812	0	0
MICROWAVE FILTER CO., INC.	7,807	7,807	0	0
MICROWAVE LOGIC	62,000	62,000	0	0
MICROWAVE POWER	81,030	81,030	0	0
MICROWAY, INC.	11,662	11,662	0	0
MICROW-NOW INSTRUMENTS	10,719	10,719	0	0
MIDAC CORP.	7,556	7,556	0	0
MIDAK INTERNATIONAL, INC.	3,250	3,250	0	0
MIDLAND INTERNATIONAL CORP.	5,693	5,693	0	0
MIDTRONICS	1,780	1,780	0	0
MIDWEST CATV	6,450	6,450	0	0
MIDWEST COMPUTERWORKS	1,817	1,817	0	0
MIDWEST LAN	5,060	5,060	0	0
MIDWEST METAL, INC.	1,796	1,796	0	0
MIDWEST MICRO-PHERIPHERALS	1,079	1,079	0	0
MIGHTY ENTERPRISES	4,000	0	4,000	0
MIHALISIN ASSOCIATES, INC.	15,198	15,198	0	0
MIKRON INSTRUMENT CO., INC.	24,713	19,902	4,811	19,902
MILAGRO ENTERPRISES	1,300	1,300	0	1,300
MILAN TECHNOLOGY CORP.	4,505	3,285	1,220	0
MILCOM INTERNATIONAL	4,335	4,335	0	0
MIL-CON, INC.	1,838	1,838	0	0
MILE-HIGH INFORMATION SERVICES	1,734	1,734	0	0
MILES, INC.	636,811	636,811	0	0
MILETUS ASSOCIATES, INC.	129,219	129,219	0	129,219
MILFORDS BOOKBINDING, INC.	10,000	0	10,000	0
MILLENNIUM GRAPHICS, INC.	2,670	2,670	0	0
MILLER THERMAL, INC.	11,039	11,039	0	0
MILLER & CO.	2,610	0	2,610	0
MILLER-STEPHENSON CHEMICAL CO.	2,149	1,083	1,066	0
MILLER, HERMAN	83,179	83,179	0	81,805
MILLER, LAWTON F.	10,000	10,000	0	0
MILLICAN & ASSOCIATES	260,000	0	260,000	0
MILLIPORE CORP.	112,802	64,512	48,290	0
MILLITECH CORP.	36,858	36,858	0	3,160
MILOVIC, D. K. CO.	33,004	0	33,004	0
MIL-SPEC MAGNETICS, INC.	29,034	29,034	0	0
MILTEX WEST, INC.	1,295	1,295	0	0
MINARIK ELECTRIC CO.	9,523	5,202	4,321	0
MINCO PRODUCTS, INC.	2,993	2,993	0	0

Supplier Name	Total \$	SNL/NM \$	SNL/CA \$	NM \$
MINC, INC.	1,620	1,080	540	0
MINDRUM PRECISION PRODUCTS	3,488	3,488	0	0
MINE SAFETY APPLIANCES CO.	173,826	142,439	31,387	0
MINE SUPPLY CO., THE	36,820	36,820	0	36,820
MIN-E-CON	1,821	1,821	0	0
MINERAL LOGGING SYSTEMS, INC.	6,166	6,166	0	0
MINERAL OPTICS LABORATORY	5,160	5,160	0	0
MINERALS TECHNOLOGY	2,077	2,077	0	2,077
MINI CIRCUITS	2,125	335	1,790	0
MINI MICRO SUPPLY	3,064	0	3,064	0
MINI SYSTEMS, INC.	10,961	10,961	0	0
MINIATURE PRECISION BEARING CO.	1,787	990	797	0
MINIATURE PRODUCTS	16,787	16,787	0	16,787
MINISTRY OF DEFENSE	9,100	9,100	0	0
MINITool, INC.	6,163	6,163	0	0
MINNESOTA MINING & MFG. CO.	73,947	71,040	2,907	6,164
MINNESOTA VALLEY ENGINEERING INC.	1,792	1,792	0	0
MINNESOTA WESTERN	23,998	0	23,998	0
MINNESOTA WESTERN/CREATIVE OFFICE PRODUCTS, INC.	3,142	0	3,142	0
MINNICK & ASSOCIATES, INC.	8,600	8,600	0	8,600
MINO-MICROGRAPHICS, INC.	2,986	0	2,986	0
MIPRO III	1,808	0	1,808	0
MIPS COMPUTER SYSTEMS, INC.	33,984	0	33,984	0
MIRROR ELECTRONICS	99,020	99,020	0	0
MIRROR TECHNOLOGIES	27,348	1,369	25,979	0
MISCO, INC.	23,671	16,078	7,593	0
MISH, DR. KYRAN D.	4,000	0	4,000	0
MISSION INSTRUMENTS CO.	45,075	45,075	0	0
MISSION RESEARCH CORP.	624,073	624,073	0	64,865
MISSISSIPPI POWER CO.	5,000	5,000	0	0
MITCHELL INSTRUMENTS CO.	4,939	0	4,939	0
MITCHELL & GAUTHIER ASSOCIATES	4,172	4,172	0	0
MI-TECH METALS	22,542	22,542	0	0
MITEL, INC.	30,644	30,644	0	0
MITEQ, INC.	28,250	28,250	0	0
MITRE CORP., THE	638,407	638,407	0	0
MITSUBISHI INTERNATIONAL CORP.	14,518	5,629	8,889	0
MIXED MEDIA PRODUCTIONS	2,405	2,405	0	2,405
MIZAR	29,697	29,697	0	0
MKN MARKETING GROUP	1,500	0	1,500	0
MKS INSTRUMENTS, INC.	1,843,517	1,771,835	71,682	125,664
MMI SERVICES	10,000	10,000	0	0
MOBILE APPARATUS	1,000	1,000	0	1,000
MOBILE COMMUNICATIONS	3,271	3,271	0	0
MOBILE MODULAR MANAGEMENT CORP.	78,812	0	78,812	0
MOBILE TELESYSTEMS, INC.	8,000	8,000	0	0
MOBILE-TRONICS CO., INC.	2,711	686	2,025	0
MOCON MODERN CONTROLS, INC.	3,037	3,037	0	0
MODCOMP	10,701	10,701	0	0
MODEL PRODUCTS	24,803	24,803	0	24,803
MODE-X LASER SYSTEMS	17,799	0	17,799	0
MODICON, INC.	11,313	11,313	0	0
MODULAR COMPUTER SYSTEMS, INC.	45,417	45,417	0	0
MOHAWK INDUSTRIAL & NUCLEAR SUPPLY	3,968	2,900	1,068	0
MOHR PERFORMANCE	74,100	74,100	0	74,100
MOLECTRON DETECTOR, INC.	38,180	20,840	17,340	0
MOLECULAR SIMULATIONS	19,239	19,239	0	0
MOLZEN-CORBIN & ASSOCIATES, PA	886,932	886,932	0	886,932

Supplier Name	Total \$	SNL/NM \$	SNL/CA \$	NM \$
MONADNOCK LIFETIME PRODUCTS	1,691	1,691	0	0
MONCKTON'S MACHINE TOOLS, INC.	18,519	18,519	0	289
MONEY PROCESSING SYSTEMS, INC.	1,818	1,818	0	1,818
MONITRON CORP.	44,300	44,300	0	0
MONOLYTHIC SYSTEMS	8,158	8,158	0	0
MONROE ELECTRONICS, INC.	11,500	11,500	0	0
MONTANA STATE UNIVERSITY	110,000	110,000	0	0
MONTEREY BAY COMMUNICATIONS	1,250	1,250	0	0
MONTGOMERY HARDWARE CO.	2,169	0	2,169	0
MOOG, INC.	3,653	3,653	0	0
MOORE BEARING	1,386	1,386	0	1,386
MOORE BUSINESS FORMS, INC.	29,215	29,215	0	24,481
MOORE COMPUTER SUPPLY	3,669	0	3,669	0
MOORE SPECIAL TOOL CO., INC.	53,437	53,049	388	0
MOORE TECHNOLOGIES	2,500	2,500	0	0
MOORE, WILLIAM C.	4,000	4,000	0	0
MORA METALS	7,653	7,653	0	7,653
MORAN ELECTRIC CO.	74,614	74,614	0	74,614
MOREHOUSE INSTRUMENT CO.	4,885	4,885	0	0
MORGAN BUILDING SYSTEMS, INC.	179,460	179,460	0	179,460
MORGAN GRAPHIC SUPPLY	2,701	0	2,701	0
MORGAN MATROC, INC.	2,849	1,100	1,749	0
MORGAN STATE UNIVERSITY	12,000	0	12,000	0
MORR CONTROL	2,886	2,886	0	0
MORRISON, D. C. CO.	1,037	0	1,037	0
MORRISSETTE CONSTRUCTION, INC.	25,000	25,000	0	0
MORRIS, JOHN	1,500	1,500	0	0
MORROW, BETTY	19,200	19,200	0	19,200
MORSE SECURITY GROUP	1,420	1,420	0	0
MORTON INTERNATIONAL, INC.	33,193	32,503	690	0
MORTON THIOKOL, INC.	81,205	81,205	0	0
MOSARC SEMI-CONDUCTOR	3,980	3,980	0	0
MOSIS SERVICE, THE	3,902	3,902	0	0
MOSLER, INC.	79,963	79,963	0	91
MOTION ANALYSIS CORP.	47,400	47,400	0	0
MOTION ENGINEERING	2,567	2,567	0	0
MOTION INDUSTRIES	29,318	108	29,210	0
MOTION MESSAGES, INC.	2,560	0	2,560	0
MOTION SOLUTIONS	160,801	160,801	0	0
MOTOROLA COMMUNICATION & ELECTRONICS	348,869	332,603	16,266	329,780
MOTOROLA, INC.	276,942	263,882	13,061	26,865
MOTT METALLURGICAL CORP.	20,910	6,518	14,392	0
MOUND TECHNICAL & ENVIRONMENTAL SERVICES, INC.	10,000	0	10,000	0
MOUNTAIN VIEW ELECTRIC ASSOC.	6,596	6,596	0	0
MOUNTAIN WEST SALES	36,159	36,159	0	36,159
MOUNTAINWARE MEDIA	6,405	6,405	0	6,405
MOUNTZ TOOLS, INC.	1,058	522	536	0
MOXTEK	1,350	1,350	0	0
MOYA CONSTRUCTION	3,823	3,823	0	3,823
MP SYSTEMS	1,469	1,469	0	0
MPB TECHNOLOGIES	2,850	2,850	0	0
MPC DESIGN TECHNOLOGIES	38,591	38,591	0	38,309
MPM CORP.	1,457	1,457	0	0
MQ ENGINEERING	1,250	0	1,250	0
MRL INDUSTRIES	37,725	37,725	0	0
MS BELLOWS	4,850	4,850	0	0
MS ENGINEERING	2,017	0	2,017	0

Supplier Name	Total \$	SNL/NM \$	SNL/CA \$	NM \$
MSC INDUSTRIAL SUPPLY CO.	3,122	32	3,091	0
MSCS AIR COMPRESSOR SALES	29,015	0	29,015	0
MT XINU	2,490	995	1,495	0
MTE, INC.	82,538	0	82,538	0
MTI ANALYTICAL INSTRUMENTS	1,313	0	1,313	0
MTL SYSTEMS, INC.	11,284	11,284	0	0
MTS SYSTEMS CORP.	870,937	273,486	597,451	19,550
MUELLER, PAUL CO.	2,020	2,020	0	0
MUKHERJEE, PROF. AMIYA K.	9,900	0	9,900	0
MULTILINE TECHNOLOGY	18,106	18,106	0	0
MULTIPLE DYNAMICS CORP.	450,000	450,000	0	0
MULTIPLE ZONES INTERNATIONAL	89,592	20,060	69,532	0
MULTIPLIER INDUSTRIES CORP.	3,880	3,880	0	0
MUPAC CORP.	23,546	23,546	0	5,683
MURATA ERIE NORTH AMERICA, INC.	1,572	1,572	0	0
MURPHY & SIMI CO.	1,391	0	1,391	0
MURTAUGH, STEVE REPRESENTS	4,163	0	4,163	0
MUTUAL INDUSTRIES, INC.	1,050	1,050	0	0
MUTUAL OF OMAHA/UNITED OF OMAHA	100,058	100,058	0	0
M-W INSTRUMENTS, INC.	8,307	8,307	0	0
MX COMM CORP.	1,297	1,297	0	0
MYDAX, INC.	11,460	0	11,460	0
MYERS, S. D., INC.	1,086	0	1,086	0
N WOOD COUNTER LABS	1,425	1,425	0	0
NABORS LOFFLAND DRILLING CO.	385,080	385,080	0	0
NAC VISUAL SYSTEMS	331,796	327,296	4,500	0
NAIL FAST, INC.	2,786	2,786	0	2,786
NALCO CHEMICAL CO.	145,537	143,189	2,347	0
NALORAC CRYOGENICS CORP.	14,450	10,850	3,600	0
NAMARK CAP & EMBLEM CO.	1,525	0	1,525	0
NANMAC CORP.	7,562	7,562	0	0
NANO INSTRUMENTS, INC.	221,805	0	221,805	0
NANOFASST, INC.	201,625	201,625	0	0
NANOMETRICS, INC.	1,500	1,500	0	0
NARAYANAMURTI, VENKATESH	2,000	2,000	0	0
NARDA MICROWAVE CORP., THE	13,739	13,739	0	0
NARENS, DR. LOUIS E.	14,000	14,000	0	0
NASCO WEST	10,563	6,563	4,000	0
NATEL ENGINEERING CO., INC.	2,090	2,090	0	0
NATHAN/TYLER	4,995	4,995	0	0
NATIONAL BAG CO.	2,674	1,789	885	0
NATIONAL CHEMSEARCH	22,574	0	22,574	0
NATIONAL COMPUTER SYSTEMS, INC.	3,866	3,866	0	0
NATIONAL ELECTRIC SUPPLY CO., INC.	2,737	2,737	0	2,737
NATIONAL ELECTRO STATIC CORP.	100,000	100,000	0	0
NATIONAL ELEVATOR CO., INC.	5,000	0	5,000	0
NATIONAL EQUIPMENT CORP.	1,103	1,103	0	1,103
NATIONAL FABTRONIX, INC.	3,463	0	3,463	0
NATIONAL FIRE PROTECTION ASSOC.	8,458	8,458	0	0
NATIONAL FORGE CO.	15,840	15,840	0	0
NATIONAL GEOTHERMAL ASSOCIATION	19,498	19,498	0	0
NATIONAL GOVERNMENT ASSOC. CENTER FOR POLICY RESEARCH	99,510	99,510	0	0
NATIONAL GUARDIAN SECURITY SERVICES CORP.	24,299	0	24,299	24,299
NATIONAL HAZARD CONTROL CORP.	68,295	68,295	0	68,295
NATIONAL HEALTH LABS, INC.	11,500	11,500	0	11,500
NATIONAL INSTRUMENTS CORP.	586,532	440,030	146,502	0

Supplier Name	Total \$	SNL/NM \$	SNL/CA \$	NM \$
NATIONAL INST. OF STANDARDS & TECHNOLOGY	25,550	24,695	855	0
NATIONAL K WORKS	5,000	5,000	0	0
NATIONAL MAGNETICS CORP.	39,489	39,489	0	0
NATIONAL MANUFACTURING, INC.	4,655	4,655	0	4,655
NATIONAL METALIZING	2,700	2,700	0	0
NATIONAL NUCLEAR CORP.	17,500	17,500	0	0
NATIONAL OPTICS INSTITUTE	5,750	5,750	0	0
NATIONAL PERIPHERALS, INC.	48,746	13,590	35,156	0
NATIONAL PHOTOCOLOR CORP.	1,106	1,106	0	0
NATIONAL REFRACTORIES	1,302	1,302	0	0
NATIONAL RESEARCH LABS	4,908	4,908	0	4,908
NATIONAL RURAL ELECTRIC COOP ASSOC.	33,945	33,945	0	0
NATIONAL SAFETY COUNCIL	29,884	28,526	1,358	0
NATIONAL SANITARY SUPPLY CO.	4,952	0	4,952	0
NATIONAL TECHNOLOGICAL UNIVERSITY	20,000	20,000	0	0
NATKIN SERVICE CO.	16,597	16,597	0	0
NAVITAR	3,143	3,143	0	0
NAVSTAR ELECTRONICS, INC.	2,495	2,495	0	0
NAVSYS CORP.	1,895	1,895	0	0
NBC NEWS ARCHIVES	4,515	4,515	0	0
NCA SYSTEMS, INC.	1,866	1,866	0	0
NCI	9,218	9,218	0	0
NCR CORP.	13,615	10,445	3,170	0
NCUBE COMPUTER CORP.	377,356	377,356	0	0
NDB ENTERPRISES, INC.	3,275	0	3,275	0
NDV COMPUTERS	24,267	24,267	0	24,267
NDV SYSTEMS	3,500	3,500	0	0
NEAL, R. MICHAEL	75,000	75,000	0	75,000
NEC TECHNOLOGIES	5,910	5,851	59	0
NEELEY SUPPLY	6,645	6,645	0	6,645
NEEL, ROBERT R.	5,445	5,445	0	5,445
NEISH AUTOMATION SPECIALTIES	5,000	5,000	0	0
NELCO ELECTRONIX CO.	8,225	8,225	0	8,225
NELCO, INC.	1,686	1,686	0	0
NELSON-COULSON & ASSOCIATES, INC.	18,000	18,000	0	0
NELSON'S, RAY A&N CUSTOM FABRICATION, INC.	39,594	39,594	0	0
NELSON, DREW	18,984	0	18,984	0
NEOS CORP.	57,775	57,775	0	0
NEOS TECHNOLOGIES, INC.	2,690	0	2,690	0
NESLAB INSTRUMENTS, INC.	118,223	107,582	10,641	0
NET MANAGE, INC.	5,963	4,973	990	0
NETWORK COMMUNICATIONS CORP.	2,490	2,000	490	0
NETWORK COMPUTING DEVICES	11,538	400	11,138	0
NETWORK GENERAL CORP.	125,806	125,806	0	90,431
NETWORK GENERATIONS	4,278	4,278	0	0
NETWORK MANAGEMENT, INC.	1,191	0	1,191	0
NETWORK SOLUTIONS	6,150	0	6,150	0
NETWORK SYSTEMS CORP.	263,873	176,502	87,371	176,502
NEURAL POSTURE ERGONOMICS, INC.	1,426	1,426	0	1,426
NEURAL WARE, INC.	3,529	3,529	0	0
NEURO METRIC VISION SYSTEMS	30,000	30,000	0	0
NEURON ELECTRONICS	1,800	1,800	0	0
NEVADA COMPUTER CORP.	1,497	1,497	0	0
NEVADA HOUSE OF HOSE	1,310	1,310	0	0
NEW BRAUNFELS UTILITIES	10,000	10,000	0	0
NEW DIMENSION DISTRIBUTING INC.	8,575	8,575	0	8,575
NEW ENGLAND ELECTRIC WIRE CO.	7,023	7,023	0	0

Supplier Name	Total \$	SNL/NM \$	SNL/CA \$	NM \$
NEW ENGLAND RESEARCH, INC.	2,500	2,500	0	0
NEW FOCUS, INC.	62,573	46,654	15,919	0
NEW HAVEN MANUFACTURING CORP.	1,644	1,273	371	0
NEW HORIZONS COMPUTER SYSTEMS	3,633	3,633	0	3,633
NEW JERSEY INSTITUTE OF TECHNOLOGY	50,017	50,017	0	0
NEW JERSEY PORCELAIN CO.	1,440	1,440	0	0
NEW MEDIA GRAPHICS	1,190	1,190	0	0
NEW MEXICO CHEMICAL CORP.	10,000	10,000	0	10,000
NEW MEXICO ELECTRONIC SYSTEMS	1,073	1,073	0	1,073
NEW MEXICO INST. OF MINING & TECHNOLOGY	665,815	629,879	35,936	665,815
NEW MEXICO OFFICE FURNITURE	2,665,937	2,665,937	0	2,665,937
NEW MEXICO PETERBILT	4,667	4,667	0	4,667
NEW MEXICO PRECISION, INC.	23,974	23,974	0	23,974
NEW MEXICO PRODUCTS, INC.	27,540	27,540	0	27,540
NEW MEXICO SCHOOL PRODUCTS	1,277	1,277	0	1,277
NEW MEXICO SCUBA CENTER	6,894	6,894	0	6,894
NEW MEXICO STATE UNIVERSITY	2,454,719	2,454,719	0	2,454,719
NEW MEXICO STEEL CO.	113,822	113,822	0	113,822
NEW MEXICO TECHNET, INC.	108,593	108,593	0	108,593
NEW MEXICO TRAVERTINE	1,350	1,350	0	1,350
NEW MEXICO VAN LINES	70,000	70,000	0	70,000
NEW PIG CORP.	4,632	4,422	210	0
NEW TECH, INC.	1,727	1,727	0	0
NEW WAVE	1,395	1,395	0	0
NEWAGE INDUSTRIES, INC.	1,158	729	429	0
NEWARK WIRE CLOTH CO.	3,937	3,937	0	0
NEWMAYER, DR. FREDERICK J.	14,000	14,000	0	0
NEWPORT DIRECT MARKETING	1,982	1,982	0	0
NEWPORT ELECTRO OPTIC SYSTEM	10,400	10,400	0	0
NEWPORT ELECTRONICS	1,541	1,541	0	0
NEWPORT SCIENTIFIC, INC.	1,022	0	1,022	0
NEWPORT TECHNOLOGIES	107,950	0	107,950	0
NEWPORT/KLINGER	926,759	784,664	142,095	0
NEWT'S PAINTING	211,200	211,200	0	211,200
NEXL	1,190	1,190	0	0
NEXT CONNECTION	4,426	4,426	0	0
NEXT, INC.	20,050	20,050	0	0
NEXUS RESOURCES, INC.	1,422	1,422	0	0
NFA CORP.	4,000	4,000	0	0
NGK SPARK PLUGS, INC., USA	15,800	15,800	0	0
NIC WARE	2,162	2,162	0	0
NICHOLS INSTITUTE	37,500	30,000	7,500	0
NICHOLS TECHNOLOGIES, INC.	69,341	69,341	0	0
NICHOLSON X-RAY, INC.	7,471	4,000	3,471	0
NICHOLSON, D. W.	43,740	0	43,740	0
NICOL SCALES, INC.	2,235	2,235	0	0
NICOLET INSTRUMENT CORP.	405,628	336,323	69,305	100,783
NIELSEN, IDA	3,000	0	3,000	0
NIJSSSEN ADVIESBUREAU VOOR INFO.	98,641	98,641	0	0
NIKKO CHEMICALS	2,560	2,560	0	0
NIKON PRECISION, INC.	37,709	37,709	0	3,000
NIKON, INC.	2,798	500	2,298	0
NILES & ASSOCIATES, INC.	1,125	641	484	0
NIMS CALVANI & ASSOCIATES	280,000	280,000	0	280,000
NISSEI SANGYO AMERICA, LTD.	12,300	0	12,300	0
NISSHO ELECTRONICS CORP.	7,490	7,490	0	7,490
NISSHO IWAI AMERICAN CORP.	17,000	17,000	0	0
NM LASER PRODUCTS, INC.	7,290	7,290	0	0

Supplier Name	Total \$	SNL/NM \$	SNL/CA \$	NM \$
NOEL ASSOCIATES	129,681	126,769	2,912	127,156
NOESIS, INC.	1,990	0	1,990	0
NOISE/COM	16,700	16,700	0	0
NOLAND – SEABOARD PAPER COMPANY	11,837	0	11,837	0
NOLD, WALTER CO., INC.	1,985	1,985	0	0
NOOR MANUFACTURING CO., INC.	526,451	526,451	0	526,451
NORALYNX	1,300	1,300	0	1,300
NORAN INSTRUMENTS, INC.	38,748	43,976	(5,228)	0
NOR-CAL PRODUCTS, INC.	8,621	6,770	1,851	0
NOR-CAL SEAL CO.	3,504	0	3,504	0
NOR- CAL SUPPLY CO.	3,494	0	3,494	0
NORDEX, INC.	3,153	3,093	60	0
NORITSU AMERICA CORP.	1,861	1,861	0	0
NORLAB HANSEN	2,598	0	2,598	0
NORLAND PRODUCTS, INC.	2,382	75	2,307	0
NORRELL TEMPORARY SERVICE CORP.	20,000	20,000	0	20,000
NORTH AMERICAN EXPLOSIVES	8,568	8,568	0	0
NORTH AMERICAN PHILIPS CORP.	16,767	16,767	0	0
NORTH ATLANTIC INDUSTRIES, INC.	41,888	1,500	40,388	0
NORTH CAROLINA AGRI. & TECH. STATE UNIVERSITY	9,967	9,967	0	0
NORTH CAROLINA STATE UNIVERSITY	160,751	160,751	0	0
NORTH COAST MEDICAL, INC.	2,257	1,006	1,251	0
NORTH HILLS MANUFACTURING	33,601	33,601	0	33,601
NORTH JERSEY TESTING CO., INC.	1,000	1,000	0	0
NORTH STAR RESEARCH CORP.	5,713	5,713	0	5,713
NORTH SUPPLY CO.	4,803	4,803	0	0
NORTHAIRE SUPPLY CO., INC.	6,746	0	6,746	0
NORTHAMPTON COMMUNITY COLLEGE	1,550	1,550	0	0
NORTHEAST ELECTRONICS CORP.	7,406	7,406	0	0
NORTHEAST NDE CO.	2,000	2,000	0	0
NORTHERN ARIZONA UNIVERSITY	5,000	5,000	0	0
NORTHERN CALIFORNIA LATINO	19,500	19,500	0	0
NORTHERN CALIFORNIA LIGHTING, INC.	1,339	0	1,339	0
NORTHERN ILLINOIS UNIVERSITY	24,000	24,000	0	0
NORTHERN NEW MEXICO TIRE CO.	2,100	2,100	0	2,100
NORTHERN POWER SYSTEMS	2,170	2,170	0	0
NORTHERN STATES POWER COMPANY	2,097,700	2,097,700	0	0
NORTHERN TELECOM EUROPE, LTD.	297,350	297,350	0	0
NORTHERN WIRE & CABLE, INC.	55,063	55,063	0	0
NORTHERN, INC.	2,727	350	2,377	0
NORTHGATE COMPUTER SYSTEMS	84,880	80,135	4,745	0
NORTHWEST INDUSTRIES, INC.	4,284	4,284	0	0
NORTHWESTERN TOOL, INC.	1,426	1,426	0	0
NORTHWESTERN UNIVERSITY	29,103	29,103	0	0
NORTON CO.	2,760	960	1,800	0
NORTON DIAMOND FILM	138,225	0	138,225	0
NORTON, C. L. CO.	1,578	0	1,578	0
NOVA LYNX CORP.	10,665	10,665	0	0
NOVA TRAN CORP.	2,220	2,220	0	0
NOVACAD	44,324	44,324	0	0
NOVATIONS GROUP, INC.	86,000	86,000	0	0
NOVELLUS SYSTEMS	1,180	1,180	0	0
NOVELL, INC.	3,695	1,050	2,645	0
NRC, INC.	48,080	48,080	0	0
NRD, INC.	2,280	1,050	1,230	0
NRG SYSTEMS	2,340	2,340	0	0
N-S ASSOCIATES, INC.	7,860	7,860	0	0
NS NEVADA	2,650	2,650	0	0

Supplier Name	Total \$	SNL/NM \$	SNL/CA \$	NM \$
NSG AMERICA, INC.	4,968	4,968	0	0
NSG PRECISION CELLS, INC.	1,053	0	1,053	0
NTH GRAPHICS	4,561	4,144	417	0
NU DATA	4,799	3,211	1,585	0
NUCAD SYSTEMS	12,150	12,150	0	0
NUCLEAR MEASUREMENTS CORP.	96,550	96,550	0	0
NUCLEAR METALS, INC.	9,334	9,334	0	0
NUCLEAR NON-PROLIFERATION NETWORK	1,000	1,000	0	0
NUCLEAR & AEROSPACE MATERIALS	4,976	4,976	0	0
NUCLEPore CORP.	2,207	605	1,602	0
NUMEREX	190,000	190,000	0	190,000
NUMERICAL ALGORITHMS GROUP, THE	26,924	2,190	24,734	0
NU-TECSYS CORP.	1,760	1,760	0	0
NUTEK, INC.	1,195	1,195	0	0
NWL CAPACITORS	1,011	1,011	0	0
NYACOL PRODUCTS, INC.	1,485	1,485	0	0
NYAD, INC.	3,025	3,025	0	0
NYNEX DEVELOPMENT CO.	15,000	15,000	0	0
OAKLAND FENCE COMPANY	16,049	0	16,049	0
OAKLAND VALVE & FITTING CO.	215,655	0	215,655	0
OBERLIN COLLEGE	49,875	49,875	0	0
OCA LAMBDA/TEN OPTICS	23,670	0	23,670	0
OCCUPATIONAL HEALTH SERVICES, INC.	20,000	20,000	0	0
OCCUSAFE, INC.	58,000	58,000	0	0
OCE GRAPHICS USA, INC.	2,919	961	1,958	0
OCEAN MICROSYSTEMS, INC.	25,536	17,051	8,485	0
OCE-BRUNING, INC.	1,500	1,500	0	0
OCG MICROELECTRONIC MATERIAL, INC.	5,097	4,972	125	0
OCR SYSTEMS, INC.	1,698	1,594	104	0
OCTAGON SYSTEMS CORP.	5,209	5,209	0	0
OCTEL	12,000	12,000	0	0
ODETICS, INC.	7,605	6,975	630	0
ODYSSEY 1	6,125	6,125	0	6,125
OEA, INC.	289,360	0	289,360	0
OETIKER, INC.	8,507	8,507	0	0
OFFICE PAVILION	69,271	0	69,271	0
OFFICE PRODUCTS, INC.	9,500	9,500	0	0
OFFICE SOLUTIONS	1,098	1,098	0	0
OFFICE SYSTEMS INTERNATIONAL	1,764	0	1,764	0
OFFICES UNLIMITED OF CALIFORNIA	2,871	0	2,871	0
OFFICIAL AIRLINE GUIDE	4,214	4,000	214	0
OGDEN ENVIRONMENTAL & ENERGY SERVICES, INC.	976,666	976,666	0	89,342
OHAUS SCALE CORP.	4,221	4,221	0	0
OHMTEK, INC.	44,850	44,850	0	0
OI CORP.	1,400	1,400	0	0
OLIN AEGIS	3,690	3,690	0	0
OLIN CORP.	29,379	29,220	159	0
OLSON, JOHN CO.	4,400	0	4,400	0
OLSSON ENGINEERING	58,000	58,000	0	0
OLSTEN TEMPORARY SERVICES	655,920	120,000	535,920	120,000
OLYMPUS CORP.	13,000	13,000	0	0
OMATION, INC.	3,085	3,085	0	0
OMEGA BUSINESS PRODUCTS	49,314	49,314	0	49,314
OMEGA ENGINEERING, INC.	319,593	229,452	90,141	0
OMEGA INTERNATIONAL	1,136	0	1,136	0
OMEGA OPTICAL, INC.	4,585	4,585	0	0
OMNET, INC.	3,000	0	3,000	0
OMNI MICROGRAPHIC SERVICES, INC.	29,823	0	29,823	0

Supplier Name	Total \$	SNL/NM \$	SNL/CA \$	NM \$
OMNICHROME	8,875	8,875	0	0
OMNICOM TECHNICAL SALES GROUP	1,797	1,797	0	0
OMNION POWER ENGINEERING CORP.	726,027	726,027	0	0
OMNIVAR	45,545	0	45,545	0
ON SHORE TECHNOLOGY	4,750	4,250	500	0
O'NAN, ROBERT L.	10,000	10,000	0	10,000
170 SYSTEMS	1,749	1,749	0	0
ONO SOKKI TECHNOLOGY, INC.	3,363	3,363	0	0
ONSET COMPUTER CORP.	8,357	8,357	0	0
OPCO LABORATORY, INC.	2,640	2,640	0	0
OPCODE, INC.	4,000	4,000	0	0
OPEN SOFTWARE FOUNDATION (OSF)	20,485	3,000	17,485	0
OPHIR OPTRONICS, INC.	13,425	13,425	0	0
OPTEK TECHNOLOGY, INC.	4,067	4,067	0	3,067
OPTELECOM, INC.	2,500	2,500	0	0
OPTICAL APPARATUS	57,818	57,818	0	0
OPTICAL ASSOCIATES, INC.	1,315	1,315	0	0
OPTICAL CABLE CORP.	2,940	2,940	0	0
OPTICAL COATING LABS INC.	40,662	40,192	470	0
OPTICAL DATA SYSTEMS, INC.	57,039	24,797	32,242	19,188
OPTICAL DISC & VIDEO SYSTEMS	18,314	16,964	1,350	0
OPTICAL FIBER TECHNOLOGIES, INC.	12,270	12,270	0	0
OPTICAL FILTER CORP.	43,320	43,320	0	0
OPTICAL GAGING PRODUCTS, INC.	3,300	900	2,400	0
OPTICO GLASS FABRICATION, INC.	1,965	1,965	0	0
OPTICOM	1,280	0	1,280	0
OPTICOMP CORP.	19,960	19,960	0	0
OPTICS EXPERTISE, INC.	2,100	2,100	0	0
OPTICS FOR RESEARCH	17,220	17,220	0	0
OPTIKOS CORP.	4,043	4,043	0	0
OPTIMA ENCLOSURES	13,648	13,648	0	0
OPTOMECH DESIGN CO.	247,354	247,354	0	247,354
ORACLE CORP.	439,113	437,648	1,465	0
ORANGE COUNTY METAL WORKS	1,610	1,610	0	0
ORANGE MICRO, INC.	1,382	358	1,024	0
ORBIT ADVANCED TECHNOLOGIES, INC.	1,500	1,500	0	0
ORCAD	6,407	5,004	1,403	0
ORCHARD SUPPLY HARDWARE	3,893	0	3,893	0
OREGON GRADUATE CENTER	7,000	7,000	0	0
OREGON METALLURGICAL CORP.	1,800	1,800	0	0
OREGON STATE UNIVERSITY	24,806	24,806	0	0
O'REILLY & ASSOC., INC.	1,125	58	1,067	0
ORELUBE CORP., THE	10,264	10,264	0	0
ORIEL CORP.	305,345	284,177	21,169	0
ORION INSTRUMENTS, INC.	6,930	6,930	0	6,930
ORTEL CORP.	211,607	211,607	0	0
OSBORN MACHINE	89,578	89,578	0	89,578
OSHA-SOFT, INC.	1,400	1,400	0	0
OST, INC.	27,506	27,506	0	0
OSUNA PHYSICAL THERAPY	105,000	105,000	0	105,000
OSWEGO SOFTWARE	4,370	4,370	0	0
OTEK CORPORATION	1,189	0	1,189	0
OTTE, DR. CAREL	49,999	49,999	0	0
OUTBOUND SYSTEMS, INC.	32,969	21,294	11,675	0
OUTLAND TECHNOLOGIES, INC.	1,995	1,995	0	0
OVERBYTE COMPUTERS CORP.	1,298	1,298	0	0
OVERHEAD DOOR CO. OF ALBUQUERQUE	4,353	4,353	0	4,353
OVERHOFF TECHNOLOGY CORP.	107,340	0	107,340	0
OVERLAND DATA, INC.	3,140	3,140	0	0

Supplier Name	Total \$	SNL/NM \$	SNL/CA \$	NM \$
OWENS COMPOSITE, INC.	4,550	4,550	0	4,550
OWENS-CORNING FIBERGLAS CORP.	7,300	7,300	0	0
OXFORD INSTRUMENTS OF NORTH AMERICA, INC.	90,497	514	89,983	0
OXFORD INSTRUMENTS, INC.	170,020	163,055	6,965	0
OXFORD LASERS	9,655	9,655	0	0
OXFORD MICROBEAMS, LTD.	72,000	0	72,000	0
OXI, INC.	13,272	0	13,272	0
OYO GEOSPACE CORP.	1,237	1,237	0	0
OZ OPTICS, LTD.	11,186	11,186	0	0
P&H LABORATORIES	11,600	11,600	0	0
P&K TOOL & PRODUCTION CO.	39,476	0	39,476	0
P&P ELECTRONICS	12,000	12,000	0	0
P&R SERVICES	47,488	47,488	0	47,488
PACE APPLIED TECHNOLOGY, INC.	12,379	12,379	0	0
PACE, INC.	12,320	12,320	0	0
PACHYDERM SCIENTIFIC INDUSTRIES	15,612	15,612	0	0
PACIFIC BELL	160,000	0	160,000	0
PACIFIC COAST BUILDING PRODUCTS	1,142	0	1,142	0
PACIFIC COAST PHOTO CO.	5,679	5,679	0	0
PACIFIC COAST TRANE SERVICE CO.	90,709	0	90,709	0
PACIFIC COMBUSTION ENGINEERING	4,866	0	4,866	0
PACIFIC COMPUTER SUPPLY	3,389	0	3,389	0
PACIFIC DATA GROUP, THE	36,392	33,642	2,750	0
PACIFIC ELECTRIC CO.	2,315	0	2,315	0
PACIFIC ENVIRONMENTAL SERVICE	3,929	3,929	0	0
PACIFIC FAR WEST INDUSTRIES	1,015	0	1,015	0
PACIFIC FLOORING SUPPLY	1,111	0	1,111	0
PACIFIC GAS & ELECTRIC CO.	354,198	354,198	0	0
PACIFIC INSTRUMENTS, INC.	12,548	11,029	1,519	916
PACIFIC MECHANICAL SUPPLY	3,621	3,621	0	0
PACIFIC MONOLITHICS, INC.	5,645	5,645	0	0
PACIFIC OCCUPATIONAL MEDICAL GROUP	122,000	0	122,000	0
PACIFIC PAINTING, INC.	9,500	9,500	0	9,500
PACIFIC PIPE CO.	1,513	0	1,513	0
PACIFIC RESISTOR CO.	1,533	1,533	0	0
PACIFIC SCIENTIFIC CO.	4,740	4,740	0	0
PACIFIC SIERRA RESEARCH CORP.	182,135	182,135	0	0
PACIFIC TRINETICS CORP.	5,555	5,555	0	0
PACIFIC WAVE TECHNOLOGY	6,960	6,960	0	0
PACIFIC WESTERN SYSTEMS	6,500	6,500	0	0
PACKAGING AIDS CORP.	3,554	3,554	0	0
PACKAGING SPECIALTIES, INC.	362,015	362,015	0	0
PACKAGING WEST, INC.	86,441	86,441	0	86,441
PACKARD INSTRUMENT CO., INC.	71,461	68,394	3,067	0
PACO PUMPS, INC.	7,327	0	7,327	0
PADS SOFTWARE, INC.	7,000	7,000	0	0
PAGE CONSTRUCTION CO.	6,691	0	6,691	0
PAGE ONE, INC.	18,764	18,764	0	18,764
PAJEK, FRANC CO.	96,528	0	96,528	0
PALISADE CORP.	1,185	1,185	0	0
PALISADES GROUP	1,000	1,000	0	0
PALISADES RESEARCH	1,123	1,123	0	0
PAMCO ELECTRONICS, INC.	2,312	2,312	0	0
PAMECO CORP.	15,130	4,681	10,450	4,681
PAN PACIFIC	2,657	0	2,657	0
PANAMETRICS, INC.	129,557	35,890	93,667	0
PANASONIC	20,151	19,159	992	1,702
PANASONIC COMM. SYSTEMS CO.	3,339	0	3,339	0

Supplier Name	Total \$	SNL/NM \$	A \$	NM \$
PANASONIC GSA	4,187	4,187	0	4,187
PAPER DIRECT	4,930	3,433	1,497	0
PAR ASSOCIATES, INC.	274,934	274,934	0	225,535
PARADIGM SIMULATION	16,550	16,550	0	0
PARADIGM TECHNOLOGY	26,928	26,928	0	26,328
PARADINE COMPUTER SYSTEMS	9,665	0	9,665	0
PARADISE COMPUTER PRODUCTS, LTD.	3,810	3,810	0	0
PARAGON COMPUTERS	6,947	6,947	0	6,947
PARALLAX GRAPHICS SYSTEMS	10,000	10,000	0	0
PARALLAX GRAPHICS, INC.	41,945	25,865	16,080	0
PARAMETRIC TECHNOLOGY CORP.	2,865,330	2,662,572	202,758	2,577,804
PARASOFT CORP.	159,897	159,897	0	0
PARHAM ENTERPRISES	8,600	8,600	0	8,600
PARITY SYSTEM	3,967	3,472	495	805
PARK SCIENTIFIC INSTRUMENTS	13,300	13,300	0	0
PARKER, ROBIN & ASSOCIATES	1,000	1,000	0	1,000
PAROSCIENTIFIC, INC.	80,239	31,528	48,711	30,928
PARR INSTRUMENT CO.	31,506	31,506	0	0
PARSONS-BRINKERHOFF-QUADE & DOUGLAS, INC.	1,988,526	1,988,526	0	0
PARTICLE MEASURING SYSTEMS, INC.	27,005	27,005	0	0
PASK RESEARCH & ENGINEERING CO.	40,128	40,128	0	0
PASTERNAK ENTERPRISES	40,828	40,828	0	0
PATHOGEN CONTROL ASSOCIATES	4,500	4,500	0	0
PATHOLOGY ASSOCIATES OF ALBUQUERQUE	2,250	2,250	0	2,250
PATRONIX, INC.	1,145	1,145	0	0
PBS ENVIRONMENTAL	349,431	349,431	0	0
PB, INC.	9,323	9,323	0	9,323
PC BRAND, INC.	3,625	3,625	0	0
PC CONCEPTS	3,395	3,395	0	0
PC CONNECTION, INC.	21,839	9,839	12,000	0
PC PROS/TOUCHE	10,044	10,044	0	0
PC RESCUE, INC.	36,703	36,703	0	36,703
PC SUPPORT	2,088,427	2,088,427	0	2,088,427
PC & MORE	2,688	2,688	0	0
PCB PIEZOTRONICS, INC.	108,509	104,159	4,350	26,380
PCI REMOTE SENSING CORP.	57,525	57,525	0	0
PCI, INC.	58,945	58,945	0	58,945
PCP, INC.	6,000	6,000	0	0
PCS NETWORKS	5,790	0	5,790	0
PDA ENGINEERING	45,300	0	45,300	0
PDQ PLASTICS, INC.	4,000	0	4,000	0
PEABODY SCIENTIFIC	63,650	63,650	0	0
PEAK TECHNICAL SERVICES, INC.	48,000	48,000	0	48,000
PEAK TECHNOLOGY CORP.	9,900	9,900	0	0
PEARSON ELECTRONICS, INC.	21,175	21,175	0	0
PEAVEY, LYNN CO.	1,055	380	675	0
PECTRONICS CORP.	11,985	11,985	0	0
PEDRO, VICTOR G.	25,000	25,000	0	25,000
PEI-GENESIS	1,023	1,023	0	0
PELCO SALES, INC.	1,664	1,664	0	0
PELLA, TED, INC.	10,663	7,530	3,133	0
PELTON & CRANE	2,151	0	2,151	0
PEN KEM, INC.	3,300	3,300	0	0
PENNSYLVANIA OPTICAL	1,053	1,053	0	0
PENNSYLVANIA STATE UNIVERSITY	415,653	415,653	0	0
PENNWALT, CORP.	3,595	3,595	0	0
PENNY & GILES DATA SYSTEMS, INC.	3,634	3,634	0	0
PENSTOCK, INC.	17,065	12,084	4,981	0

Supplier Name	Total \$	SNL/NM \$	SNL/CA \$	NM \$
PENTAX PRECISION INSTRUMENT CO.	3,700	0	3,700	0
PENTEK	9,745	9,745	0	0
PENTON PUBLISHING, INC.	2,380	2,380	0	0
PEP MODULAR COMPUTER, INC.	27,970	27,970	0	0
PERCEPTICS, INC.	77,866	77,866	0	0
PERCEPTRON	36,000	36,000	0	0
PERFECT BYTE, INC.	8,870	8,870	0	0
PERFORATING INDUSTRIES	1,620	1,620	0	0
PERFORMANCE SOFTWARE, INC.	2,250	2,250	0	0
PERFORMANCE TECHNOLOGIES, INC.	17,039	10,579	6,460	0
PERICOM, INC.	1,884	1,884	0	0
PERIN CO., INC.	1,362	0	1,362	0
PERIPHERAL DEVICES CORP.	90,580	87,570	3,010	0
PERIPHERAL LAND, INC.	38,180	32,889	5,291	0
PERKIN-ELMER CORP., THE	970,379	835,107	135,272	210,679
PERMA PURE PRODUCTS, INC.	1,400	1,400	0	0
PERMA-FIX, INC.	250,000	250,000	0	250,000
PEROVICH, SARA J., RD	17,500	17,500	0	17,500
PEROXIDATION SYSTEM, INC.	5,000	5,000	0	0
PERRYGRAF	6,350	6,350	0	0
PERSONAL COMPUTER RENTALS	5,200	5,200	0	5,200
PERSONAL COMPUTING TOOLS, INC.	16,031	6,528	9,503	0
PERSONAL LIBRARY SOFTWARE	1,005	0	1,005	0
PERSONAL TEX, INC.	2,195	2,195	0	0
PERSPECTIVE MEASUREMENTS	10,307	10,307	0	0
PERSTORP ANALYTICAL, INC.	2,914	0	2,914	0
PETERSON SALES	8,292	8,292	0	8,292
PETERSON, DR. LEE D.	5,700	5,700	0	0
PETERSON, PETE ASSOCIATES, INC.	20,832	20,832	0	0
PETERSON, RON GUNS, INC.	2,619	2,619	0	2,619
PETE, MICHAEL	2,000	2,000	0	2,000
PETRO SOURCE	116,478	116,478	0	0
PETRO-ECON, INC.	32,800	32,800	0	0
PETROLEUM EQUIPMENT SERVICE	1,000	1,000	0	1,000
PETROLEUM INFORMATION CORP.	4,500	4,500	0	0
PETSCHKE, A. E. CO., INC.	1,908	1,908	0	0
PFIZER, INC.	17,748	17,748	0	0
PHILIPS COMPONENTS	10,152	10,152	0	0
PHILIPS ELECTRONIC INSTRUMENTS	24,020	24,020	0	0
PHILIPS TECHNOLOGIES	9,366	9,366	0	0
PHIL-LIN ASSOCIATES	3,300	3,300	0	3,300
PHILLIPS SCIENTIFIC	10,345	6,005	4,340	0
PHILTEC INSTRUMENTS CO.	48,488	48,488	0	0
PHOENIX INDUSTRIES	1,800	1,800	0	0
PHOTO SCIENCES, INC.	3,160	3,160	0	0
PHOTO SHOP, THE	17,879	0	17,879	0
PHOTOCOMM, INC.	2,508	2,508	0	0
PHOTOMETRICS, LTD.	82,920	48,070	34,850	0
PHOTON CONTROL	13,725	13,725	0	0
PHOTON TECHNOLOGY INTERNATIONAL	1,370	1,370	0	0
PHOTONICS SYSTEMS, INC.	3,500	3,500	0	0
PHOTO-SONICS, INC.	41,099	41,099	0	0
PHOTOVAC, INC.	6,913	6,913	0	0
PHOTRON POWER SYSTEM	3,126	3,126	0	0
PHYSICAL ACOUSTICS CORP.	19,443	19,443	0	0
PHYSICAL OPTICS CORP.	1,195	0	1,195	0
PHYSICS APPLICATIONS, INC.	12,970	12,970	0	0
PHYSICS INTERNATIONAL CO.	105,134	105,134	0	0
PICKER INTERNATIONAL, INC.	1,959	1,959	0	0

Supplier Name	Total \$	SNL/NM \$	SNL/CA \$	NM \$
PICO ELECTRONICS, INC.	5,709	5,709	0	0
PICOSECOND PULSE LABS, INC.	115,700	115,700	0	0
PICTURETEL CORP.	81,610	71,210	10,400	0
PIER ELECTRONICS	8,775	8,775	0	0
PIERCE-PEPIN ELECTRIC CO-OP	10,000	10,000	0	0
PIERCE, LEE, INC.	102,590	0	102,590	0
PIEZO CRYSTAL CO.	2,517	2,517	0	0
PIICEON	44,172	4,172	40,000	0
PILGRIM ELECTRIC CO.	1,240	1,240	0	0
PINGREE, W. H. CO., INC.	30,580	30,580	0	0
PINION CORP.	3,745	3,745	0	0
PINKERTON'S, INC.	16,691	16,691	0	16,691
PINNACLE MICRO, INC.	127,789	14,661	113,128	0
PINNACLE RESEARCH INSTITUTE	4,200	4,200	0	0
PINON MECHANICAL SERVICES, INC.	5,000	5,000	0	5,000
PIONEER CIRCUITS, INC.	54,541	54,541	0	0
PIPER SALES	12,320	12,320	0	12,320
PIRATE INSTRUMENTS	4,350	0	4,350	0
PITNEY-BOWES, INC.	13,082	13,082	0	10,636
PITTMAN, JAMES T.	21,000	0	21,000	0
PK WARE, INC.	2,174	2,174	0	0
PLAINS ELECTRIC G&T CO-OPERATIVES, INC.	86,528	86,528	0	86,528
PLAN ECON, INC.	20,000	20,000	0	0
PLANAR SYSTEMS	5,370	5,370	0	0
PLANT EQUIPMENT CO. OF NEW MEXICO	7,788	7,788	0	7,788
PLANT INSULATION CO.	4,856	0	4,856	0
PLASMA MATERIALS	4,225	3,175	1,050	0
PLASMAQUEST	199,500	199,500	0	0
PLASMA-THERM IP, INC.	400,000	400,000	0	0
PLASTIC CAPACITORS, INC.	1,092	1,092	0	0
PLASTIC SUPPLY, INC.	2,029	1,906	123	1,906
PLASTIC SYSTEMS, INC.	2,545	700	1,846	0
PLEASANTON COMPUTER	152,706	0	152,706	0
PLEASANTON ELECTRONICS ASSEMBLY	3,603	0	3,603	0
PLEASANTON TOOL & MFG.	32,280	0	32,280	0
PLEASANTON TRUCK & EQUIPMENT REPAIR, INC.	15,000	0	15,000	0
PMA PHOTOMETALS	2,920	2,920	0	0
PMC ENGINEERING CO., INC.	29,830	0	29,830	0
PMS SYSTEMS CORP.	13,995	13,995	0	0
POCKET SOFT, INC.	1,153	843	310	0
POCO GRAPHITE, INC.	10,299	10,299	0	0
POD ASSOCIATES, INC.	50,445	50,445	0	50,445
PODLESNY, ADRIENNE	5,000	5,000	0	5,000
POLAR PRODUCTS CORP.	3,283	3,283	0	0
POLARIS INDUSTRIAL ENTERPRISES	1,157	1,157	0	0
POLAROID CORP.	65,383	12,454	52,929	3,967
POLESE CO., INC.	2,635	2,635	0	0
POLISHING CORP. OF AMERICA	3,645	0	3,645	0
POLLOCK, DR. RAY	13,932	13,932	0	0
POLLUTION CONTROL SYSTEMS	12,281	0	12,281	0
POLYCLAD LAMINATES, INC.	1,757	1,757	0	0
POLYGEN MOLECULAR SIMULATIONS	16,488	4,448	12,040	0
POLYMER CORP.	2,620	2,620	0	0
POLYMER LABORATORIES	24,035	5,165	18,870	0
POLYMER PLASTICS	25,032	0	25,032	0
POLYMER STANDARDS SERVICE	9,498	9,498	0	0
POLYMICRO TECHNOLOGIES, INC.	107,437	106,214	1,223	0
POLYSCIENCES, INC.	2,889	2,561	328	0

Supplier Name	Total \$	SNL/NM \$	SNL/CA \$	NM \$
POLYTEC OPTRONICS, INC.	67,878	54,388	13,490	37,378
POLYTECH LABS	3,100	3,100	0	0
POLYWELL COMPUTERS, INC.	48,870	48,870	0	0
POMA OF AMERICA	3,980	3,980	0	0
PONTRELLI, MICHAEL J.	15,000	15,000	0	0
POPKIN SOFTWARE SYSTEMS	2,762	2,762	0	0
PORETICS CORP.	1,259	959	300	0
PORPHYRIN PRODUCTS, INC.	2,125	2,125	0	0
PORTA SYSTEMS CORP.	13,353	0	13,353	0
PORTER INSTRUMENT CO., INC.	7,756	3,186	4,570	0
POSITIVE LIGHT, INC.	120,500	0	120,500	0
POTTER FIRE PROTECTION, INC.	1,337	0	1,337	0
POWDERCOAT SERVICES, INC.	1,300	1,300	0	0
POWELL ELECTRICAL MANUFACTURING CO., INC.	243,915	243,915	0	0
POWELL ELECTRONICS, INC.	14,924	10,841	4,083	0
POWER PIPING & ENGINEERING, INC.	146,963	146,963	0	0
POWER RESCUE SYSTEMS	9,967	0	9,967	0
POWER SERVICE, INC.	35,205	34,284	921	34,284
POWER SYSTEMS TECHNOLOGY	8,725	8,725	0	0
POWER UP SOFTWARE CORP.	3,264	1,912	1,352	0
POWER & DATA TECHNOLOGY	1,590	1,590	0	1,590
POWERCUBE	2,816	2,816	0	0
POWEREX	3,000	3,000	0	3,000
POWERVER	4,927	4,927	0	0
POWMET, INC.	5,340	5,340	0	0
POYNTING PRODUCTS, INC.	2,000	2,000	0	0
PPA INDUSTRIES, INC.	147,593	133,678	13,915	0
PPG INDUSTRIES, INC.	1,800	1,800	0	0
PF.ACTICAL SOLUTIONS, INC.	82,000	82,000	0	0
PRAIRIE VIEW A&M RESEARCH FOUNDATION	25,000	25,000	0	0
PRATT & WHITNEY CO., INC.	4,940	4,940	0	0
PRAXAIR SURFACE TECHNOLOGIES, INC.	263,584	9,584	254,000	0
PRC ENVIRONMENTAL MANAGEMENT, INC.	458,900	458,900	0	458,900
PRECISE CORP., THE	1,980	1,980	0	0
PRECISE SENSORS, INC.	8,750	8,750	0	0
PRECISION COMPONENTS, INC.	1,288	1,288	0	1,288
PRECISION DIAMOND TOOL CO.	11,622	11,622	0	0
PRECISION FILTERS, INC.	33,110	33,110	0	0
PRECISION GLASS & OPTICS	5,225	5,225	0	0
PRECISION GRINDING, INC.	25,838	25,838	0	25,838
PRECISION INDUSTRIAL COMPONENT	4,268	4,200	68	0
PRECISION INDUSTRIAL PAINTING	26,536	26,536	0	0
PRECISION LAB	3,400	0	3,400	0
PRECISION METAL FABRICATORS	5,685	3,013	2,672	0
PRECISION METAL SPINNING	1,035	0	1,035	0
PRECISION OPTICAL	3,140	2,750	390	0
PRECISION POWER, INC.	12,186	12,186	0	0
PRECISION SENSORS, INC.	25,640	0	25,640	0
PRECISION SERVICE ELECTRIC, INC.	20,354	20,354	0	20,354
PRECISION TECHNOLOGIES	2,226	0	2,226	0
PRECISION TYPE	1,377	1,377	0	0
PRECISION VACUUM COMPONENTS CO.	7,313	7,313	0	7,313
PRECISION VISUALS, INC.	69,835	57,909	11,926	0
PRECISION WINDING, INC.	1,780	1,780	0	0
PREFERRED AIR PARTS	1,000	1,000	0	0
PREFERRED DOOR CO., INC.	4,300	4,300	0	4,300
PREFERRED HEALTH CARE, LTD.	856,172	856,172	0	0
PREFORMED LINE PRODUCTS	1,972	1,972	0	0

Supplier Name	Total \$	SNL/NM \$	SNL/CA \$	NM \$
PREMAC	3,255	3,255	0	3,255
PREMIA CORP.	1,770	1,770	0	0
PREMIER INDUSTRIAL CORP.	105,278	70,122	35,155	71,138
PREMIER INDUSTRIES, INC.	1,030	1,030	0	1,030
PRESBYTERIAN HEALTHCARE SERVICES	190,000	190,000	0	190,000
PRESIDIO COMPONENTS, INC.	7,905	7,905	0	0
PRESSURE KING, INC.	1,810	1,810	0	1,810
PRESSURE PRODUCTS INDUSTRIES, INC.	5,020	0	5,020	0
PRESSURE SYSTEMS, INC.	54,147	54,147	0	0
PRESTO PRINTS	1,500	0	1,500	0
PRESTON SCIENTIFIC, INC.	1,000	1,000	0	0
PRIMA INTERNATIONAL	50,439	50,439	0	0
PRIMAVERA SYSTEMS INC.	3,040	3,040	0	0
PRIMAX CORP.	2,823	2,823	0	0
PRIME COMPUTER, INC.	547,972	10,272	537,700	0
PRINCETON GAMMA-HIGH TECH	81,800	81,800	0	0
PRINCETON INSTRUMENTS, INC.	339,038	296,815	42,223	0
PRINCETON MICROFILM	31,615	0	31,615	0
PRINCETON RESEARCH INSTRUMENTS	25,400	0	25,400	0
PRINTED CIRCUIT BUILDERS	2,235	2,235	0	0
PRINTER CONNECTION	3,299	3,299	0	0
PRINTER WORKS, THE	6,824	2,865	3,959	0
PRINTWARE	7,000	7,000	0	0
PRISMS UNLIMITED, INC.	16,500	16,500	0	0
PRITSKER CORP.	38,615	19,800	18,815	0
PRIX OCCUPIED DESIGN	1,895	1,895	0	0
PRO COTE	1,080	1,080	0	1,080
PRO MED, INC.	1,486	1,486	0	0
PRO MICRO PACIFIC	2,684	0	2,684	0
PROACTIVE SYSTEMS	1,100	1,100	0	0
PROCASE CORP.	75,500	75,500	0	0
PROCEDYNE CORP.	1,524	1,524	0	0
PROCESS PHYSICS DISTRIBUTORS, INC.	19,029	191	18,838	0
PROCESS SOFTWARE CORP.	11,472	11,472	0	0
PROCHEM, INC.	1,310	1,310	0	0
PRODUCTION COMPONENTS	89,218	89,218	0	89,218
PRODUCTIVE DATA SYSTEMS	75,000	75,000	0	75,000
PRODUCTIVITY POINT	1,320	0	1,320	0
PRODUCTIVITY SOLUTIONS, INC.	13,500	13,500	0	0
PRODUCTS FOR RESEARCH, INC.	19,418	10,992	8,426	0
PRODYN SERVICES	77,832	77,832	0	77,832
PROFESSIONAL ANALYSIS, INC.	253,670	253,670	0	1,060
PROFESSIONAL BUSINESS IMPRESSIONS, INC.	1,136	1,000	136	0
PROFESSIONAL BUSINESS SYSTEMS	185,493	185,493	0	185,493
PROFESSIONAL DESIGN SERVICES	27,589	0	27,589	0
PROFESSIONAL ENGINEERS GROUP, INC.	956,000	956,000	0	956,000
PROFESSIONAL EQUIPMENT	2,145	2,145	0	0
PROFESSIONAL LOSS CONTROL	400,000	400,000	0	0
PROFESSIONAL PAINT SUPPLY	3,382	262	3,120	262
PROFESSIONAL SAFETY ASSOCIATES	30,435	25,000	5,435	0
PROFESSIONAL SECURITY	1,440	1,440	0	0
PROGRAMMERS CONNECTION	7,733	7,317	416	0
PROGRAMMERS SHOP, THE	17,934	10,320	7,614	0
PROGRAMMERS WAREHOUSE	12,966	12,966	0	0
PROGRAMMING ENVIRONMENTS, INC.	15,500	15,500	0	0
PROGRESS PATTERN CORP.	25,000	25,000	0	0
PROGRESS PLASTICS, INC.	2,763	2,763	0	0
PROJECT MATRIX	1,610	0	1,610	0
PRO-LINE	1,212	1,212	0	0

Supplier Name	Total \$	SNL/NM \$	SNL/CA \$	NM \$
PROLINE INDUSTRIES, INC.	10,906	0	10,906	0
PRO-LOG CORP.	18,269	18,269	0	0
PROLOG CORP.	1,200	1,200	0	125
PROSTAT	3,365	3,365	0	0
PROTECTION TECHNOLOGIES, INC.	4,610	4,610	0	0
PROTEL TECHNOLOGY, INC.	3,502	3,502	0	0
PROTEM CORP.	2,685	0	2,685	0
PROTEUS CORP.	4,998	4,998	0	4,998
PROTEUS INDUSTRIES, INC.	2,041	750	1,291	0
PROTOSOFT, INC.	42,990	42,990	0	0
PROTOTYPE SPECIALTIES	2,436	2,436	0	2,436
PROVIDENCE CHAIN CO.	1,512	0	1,512	0
PROXIM, INC.	11,403	11,403	0	1,695
PSI	15,963	15,963	0	0
PSI TESTING SYSTEMS, INC.	6,570	6,570	0	0
PSITECH, INC.	12,800	12,800	0	0
PSS PHYSICIAN SERVICES	19,047	19,047	0	19,047
PTR-PRECISION TECHNOLOGIES, INC.	3,912	412	3,500	0
PUBLIC SERVICE COMPANY OF COLORADO	9,959	9,959	0	0
PUBLIC SERVICE COMPANY OF NEW MEXICO	5,000	5,000	0	5,000
PUGLIESE INTERIOR SYSTEMS, INC.	12,841	0	12,841	0
PULNIX AMERICA, INC.	1,753	0	1,753	0
PULSE SCIENCES, INC.	17,980	17,980	0	0
PUMPS & SERVICE	2,736	2,736	0	2,736
PURCHASING AGENT, THE	4,173	0	4,173	0
PURDUE RESEARCH FOUNDATION	427,138	424,433	2,705	0
PURDUE UNIVERSITY	1,400	0	1,400	0
PURE TECH, INC.	8,120	7,320	800	0
PVC CO.	29,064	29,064	0	29,064
PYRAMID TECHNOLOGY CORP.	111,552	111,552	0	0
QA BALANCE SERVICE	40,500	40,500	0	0
QCM RESEARCH	22,200	22,200	0	0
QED	3,275	0	3,275	0
QMS, INC.	170,354	165,717	4,636	0
Q-PANEL CO., THE	11,260	0	11,260	0
Q-TECH CORP.	5,214	5,214	0	534
QUAD GROUP	90,041	78,441	11,600	0
QUADREX HPS, INC.	1,689	1,449	240	0
QUADTECH	6,420	6,420	0	0
QUALCOMM, INC.	45,173	45,173	0	0
QUALI SOFT CORP.	13,285	11,370	1,915	0
QUALI TECH	1,209	0	1,209	0
QUALIDYNE SYSTEMS, INC.	1,309	1,309	0	0
QUALIFIED PARTS LABORATORY	10,157	10,157	0	0
QUALITY AMERICA, INC.	1,000	1,000	0	0
QUALITY CONTROL OF COLORADO	14,866	14,866	0	0
QUALITY CULTURE INSTITUTE	3,216	0	3,216	0
QUALITY DISTRIBUTORS, INC.	2,055	2,055	0	0
QUALITY RUBBER PRODUCTS, INC.	1,497	493	1,004	0
QUALITY TECHNICAL SERVICES	50,000	50,000	0	50,000
QUALIX	2,585	1,040	1,545	0
QUALTRON	158,595	158,595	0	158,595
QUAL-TRON, INC.	151,824	151,824	0	0
QUANTA SYSTEMS CORP.	3,000	3,000	0	0
QUANTACHROME CORP.	24,679	17,179	7,500	0
QUANTASM CORP.	1,409	1,409	0	0
QUANTERRA, INC.	894,244	894,244	0	0
QUANTEX CORP.	2,698	1,810	888	0
QUANTEX MICROSYSTEMS	1,345	1,345	0	0

Supplier Name	Total \$	SNL/NM \$	SNL/CA \$	NM \$
QUANTRONIX CORP.	5,685	5,685	0	0
QUANTUM COMMERCIAL PRODUCTS	53,260	30,981	22,279	0
QUANTUM DESIGN, INC.	21,095	21,095	0	0
QUANTUM EPITAXIAL DESIGN	3,000	3,000	0	0
QUANTUM MAGNETICS, INC.	100,000	100,000	0	0
QUANTUM TECHNICAL ASSOCIATES	75,616	75,616	0	75,616
QUANTUM TECHNOLOGY, INC.	13,659	10,980	2,679	0
QUARACELL PRODUCTS	5,659	5,659	0	0
QUARK, INC.	6,420	4,660	1,760	0
QUARTERDECK OFFICE SYSTEMS	2,856	2,662	194	0
QUARTERMASTER SALES	4,242	4,242	0	4,242
QUARTET OVONICS	13,113	9,257	3,856	0
QUARTZ INTERNATIONAL CORP.	45,587	45,587	0	45,587
QUARTZ SCIENTIFIC, INC.	2,188	2,188	0	0
QUARTZDYNE, INC.	16,700	16,700	0	0
QUATECH, INC.	1,190	430	760	0
QUATRO CORP.	367,500	367,500	0	367,500
QUE PASA	2,880	2,880	0	2,880
QUEMENT ELECTRONICS	5,020	0	5,020	0
QUENVOLDS SAFETY SHOEMOBILES, INC.	9,087	0	9,087	0
QUEST INTEGRATED, INC.	42,005	42,005	0	0
QUESTAR CORP.	19,550	19,550	0	0
QUESTEK, INC.	18,054	0	18,054	0
QUETZAL COMPUTATIONAL ASSOCIATES	175,000	175,000	0	175,000
QUICK DRAW MACHINING, INC.	20,883	20,883	0	0
QUICK START, INC.	233,511	233,511	0	0
QUIET AIR, INC.	23,908	23,908	0	0
QUINN-CURTIS	1,615	1,615	0	0
QUINTEC INDUSTRIES	12,867	9,478	3,389	0
QUINTEL CORP.	1,000	1,000	0	0
QUINTON INSTRUMENT CO.	3,876	3,876	0	0
QUORUM, INC.	12,291	12,291	0	12,291
QUTRON	19,950	0	19,950	0
R&D SEPARATIONS, INC.	2,255	2,255	0	0
R&H HARDWARE	1,657	0	1,657	0
R&M ENTERPRISES	3,468	0	3,468	0
R&R INSTRUMENTATION, INC.	1,942	1,942	0	0
R&R TECHNICAL SALES	23,748	23,748	0	23,748
R SQUARED	110,027	94,807	15,220	0
RABAN SUPPLY CO.	23,839	0	23,839	0
RACAL DATACOM, INC.	10,285	0	10,285	0
RACAL RECORDERS, INC.	60,495	60,495	0	0
RACAL-DANA INSTRUMENTS	101,711	101,711	0	99,691
RACO MANUFACTURING & ENGINEERING CO.	1,600	1,600	0	1,600
RACON, INC.	22,216	22,216	0	0
RADCLIFF WIRE, INC.	1,841	0	1,841	0
RADER AWNING & UPHOLSTERING, INC.	10,358	10,358	0	10,358
RADIAN CORP.	319,709	319,709	0	0
RADIANCE RESEARCH	3,695	3,695	0	0
RADIANT TECHNOLOGIES	26,944	26,944	0	26,944
RADIATION MEASUREMENTS, INC.	3,645	3,645	0	0
RADIATION MONITORING DEVICES, INC.	19,600	19,600	0	0
RADIO DETECTION	7,600	7,600	0	0
RADIO FREQUENCY SYSTEMS	13,230	13,230	0	0
RADIO SYSTEMS, INC.	1,050	1,050	0	0
RADIOLOGY ASSOCIATES OF ALBUQUERQUE	50,000	50,000	0	50,000
RADISYS	70,023	70,023	0	17,493
RADKOWSKI ASSOCIATES	79,844	79,844	0	0
RADOS TECHNOLOGY, INC.	27,690	27,690	0	0

Supplier Name	Total \$	SNL/NM \$	SNL/CA \$	NM \$
RADOSEVICH, RAYMOND	20,000	20,000	0	20,000
RAIMA CORP.	10,096	10,096	0	0
RAINHART CO.	1,842	1,842	0	0
RAINIER SOFTWARE	1,550	0	1,550	0
RAININ INSTRUMENT CO., INC.	8,449	6,050	2,400	0
RAISED FLOOR INSTALLATION OF CALIFORNIA, INC.	1,350	0	1,350	0
RAITH USA	57,200	0	57,200	0
RALMIKES TOOL-A-RAMA	6,030	6,030	0	0
RAM CO.	38,060	38,060	0	0
RAM MANUFACTURING, INC.	63,932	63,932	0	63,932
RAMA CORP.	1,117	1,117	0	0
RAMADA INN EAST	2,972	2,972	0	2,972
RAME-HART, INC.	14,346	14,346	0	0
RAMEX, INC.	2,625	2,625	0	0
RAMTRON CORP.	2,500	2,500	0	2,500
RAND CORP., THE	10,000	10,000	0	0
RAND MATERIALS HANDLING EQUIPMENT CO., INC.	1,332	547	785	0
RANGER COMMUNICATIONS, INC.	6,242	6,242	0	0
RANK TAYLOR HOBSON, INC.	115,420	115,090	330	0
RANKIN GROUP, THE	94,850	94,850	0	0
RANN, INC.	121,177	121,177	0	0
RANSCO INDUSTRIES	2,000	0	2,000	0
RANSOME & RANDOLPH	1,413	1,413	0	0
RAPID IMAGING	4,995	4,995	0	0
RAPID POWER TECHNOLOGIES, INC.	25,841	25,816	25	0
RAPID TECHNOLOGY CORP.	4,564	4,564	0	1,274
RARIES MILLWRIGHT SERVICE	8,840	8,840	0	8,840
RASHKIN, RAY ASSOCIATES, INC.	251,657	251,657	0	251,657
RASNA CORP.	86,349	86,349	0	0
RAVE COMPUTER ASSOCIATES, INC.	3,000	3,000	0	0
RAVEN INNOVATIVE SCIENCE EDUCATION	2,000	2,000	0	2,000
RAXCO, INC.	3,540	3,540	0	0
RAY COMMUNICATIONS, INC.	18,182	18,182	0	0
RAYCHEM CORP.	1,000	0	1,000	0
RAYMOND ENGINEERING, INC.	202,429	202,429	0	0
RAYTHEON CO., THE	69,258	69,258	0	0
RDB OFFICE FURNITURE	143,099	143,099	0	143,099
RDF CORP.	26,038	26,038	0	0
RDTEC ENGINEERED SOLUTIONS	82,329	82,329	0	82,329
REACH SOFTWARE CORP.	2,235	2,235	0	0
REACTOR EXPERIMENTS, INC.	10,791	10,791	0	0
READY TO MIX, INC.	3,011	3,011	0	3,011
REAL TIME DEVICES, INC.	1,426	1,426	0	1,426
REALCOM OFFICE COMMUNICATIONS	3,110	3,110	0	0
REASONING SYSTEMS, INC.	7,000	7,000	0	0
RECEPTORS, INC.	59,688	0	59,688	0
RECITAL CORP.	9,110	9,110	0	0
RECOGNITION CONCEPTS, INC.	4,800	4,800	0	0
RECOGNITION SYSTEMS, INC.	26,000	26,000	0	0
RECORDS SYSTEMS ASSOCIATES, INC.	8,350	0	8,350	0
RECORTEC, INC.	25,765	16,660	9,105	0
RED SKY CORP.	5,061	5,061	0	5,061
RED WING SHOE STORE	28,337	28,337	0	27,588
REDDEN TITRATORS	1,050	1,050	0	0
REDI-2-MIX	2,265	2,265	0	2,265
REDLAKE CORP.	75,385	74,113	1,272	0
REDWOOD OFFICE PRODUCTS	32,142	0	32,142	0

Supplier Name	Total \$	SNL/NM \$	SNL/CA \$	NM \$
REED PUBLISHING USA, INC.	7,608	0	7,608	0
REED, FRED OPTICAL CO., INC.	3,819	3,086	733	3,819
REELCRAFT INDUSTRIES, INC.	5,570	5,570	0	0
REEVES INTERNATIONAL	4,875	4,875	0	0
REFRACTION TECHNOLOGY	2,318	2,318	0	0
REFRIGERATION SUPPLIES, INC.	1,241	1,241	0	1,241
REGAL PLASTIC SUPPLY CO.	261,964	261,964	0	261,964
REGAN, BARBARA MFCC	22,000	0	22,000	0
REGENT MANUFACTURING, INC.	38,043	0	38,043	0
REGULATION SCANNING	6,000	3,900	2,100	0
REICHERT'S SALES	2,426	2,426	0	0
REID TOOL SUPPLY CO.	1,100	556	544	0
REIMERS ELECTRA STEAM	1,595	1,595	0	0
REI, INC.	1,751	1,751	0	1,751
RELATIONAL REALITY	5,880	5,880	0	0
RELAY TESTING SERVICES, INC.	23,795	23,795	0	0
RELIABILITY ANALYSIS CENTER	1,100	1,100	0	0
RELIABLE DPA SERVICE, INC.	8,209	8,209	0	0
RELIABLE ELECTRICAL CONTRACTOR	65,431	65,431	0	65,431
RELIABLE REPRODUCTIONS, INC.	25,576	25,576	0	25,576
RELIANCE METAL CENTER	943,215	943,215	0	943,215
RELIANCE STEEL & ALUMINUM CORP.	3,468	1,043	2,425	1,043
REM DEVELOPMENT	82,664	82,664	0	0
REMBAR CO., INC.	8,260	8,260	0	0
REMET CORP.	3,011	3,011	0	0
REMOD, INC.	5,787	5,787	0	5,787
RENBRANDT, INC.	2,900	2,900	0	0
RENSSELAER POLYTECHNIC INSTITUTE	125,991	125,991	0	0
RESCO	2,806	2,806	0	422
RESEARCH FOUNDATION OF STATE UNIV. OF NEW YORK	19,000	19,000	0	0
RESEARCH FOUNDATION OF STATE UNIV. OF NEW YORK AT STONY BROOK	90,000	90,000	0	0
RESEARCH SYSTEMS, INC.	11,875	10,000	1,875	0
RESEARCH & POLLING, INC.	4,500	4,500	0	4,500
RESEARCH, INC.	16,045	15,995	50	0
RESOURCE SYSTEMS GROUP	54,850	54,850	0	0
RESOURCES FOR THE FUTURE	10,000	10,000	0	0
RESULTS COMPUTERS & VIDEO	6,020	6,020	0	6,020
REVELATION TECHNOLOGIES	12,326	12,326	0	0
REVELLE, DR. JACK B.	52,650	11,500	41,150	0
REVOLUTIONARY SOFTWARE	1,195	1,195	0	0
REYCO PRODUCTS	25,422	25,422	0	25,422
REYNARD ENTERPRISES, INC.	1,810	1,810	0	0
REYNOLDS ALUMINUM SUPPLY CO.	1,723	0	1,723	0
REYNOLDS INDUSTRIES, INC.	462,602	437,254	25,348	0
REYNOLDS, A. J. CO., INC.	1,154	1,154	0	0
RE/SPEC, INC.	4,438,520	4,438,520	0	2,167,854
RF MONOLITHICS, INC.	2,250	2,250	0	0
RF PLASMA PRODUCTS	1,515	1,515	0	0
RF SOLUTIONS, INC.	3,960	3,960	0	0
RFI CORP.	6,696	6,696	0	4,180
RGB COMPUTER & VIDEO	3,853	3,853	0	0
RGB SPECTRUM	22,360	22,360	0	0
RHINE-ITOMURA, KAREN	60,150	0	60,150	0
RHODE & SCHWARZ	3,720	3,720	0	3,720
RHOMBUS PA	360,000	360,000	0	360,000
RHONE-POULENC, INC.	3,510	2,571	939	0
RICE LAKE BEARING, INC.	4,115	0	4,115	0

Supplier Name	Total \$	SNL/NM \$	SNL/CA \$	NM \$
RICE UNIVERSITY	70,000	70,000	0	0
RICHARDS INDUSTRIES	2,028	2,028	0	0
RICHARDSON ELECTRONICS, LTD.	40,676	40,078	598	0
RICHEY IMPACT, INC.	1,515	0	1,515	0
RICOH CORP.	52,261	48,646	3,615	0
RIECHERT LUMBER	4,555	0	4,555	0
RIGAKU/USA, INC.	256,580	142,565	114,015	0
RIGGAN, WILLIAM C.	3,600	3,600	0	3,600
RIGHTWAY MACHINE	41,680	41,680	0	41,680
RIMTECH, INC.	28,581	28,581	0	0
RINCHEM CO., INC.	9,358,526	9,358,526	0	9,358,526
RIO GRANDE ALBUQUERQUE, INC. (RGA)	10,179	7,184	2,995	10,179
RIO GRANDE FIRE PROTECTION SYSTEMS, INC.	47,882	47,882	0	47,882
RIO GRANDE MINORITY PURCHASING COUNCIL, INC.	3,000	3,000	0	3,000
RIOTECH, INC.	3,939	3,939	0	0
RIPPEY CORP.	1,452	1,452	0	0
RISSE, JOHN T.	36,000	36,000	0	36,000
RI-TECH, INC.	274,500	9,500	265,000	0
RITWAY PRECISION MACHINE	1,699	1,699	0	0
RITTAL CORP.	3,316	3,316	0	0
RIVER CITY PETROLEUM	38,876	38,876	0	0
RJ COMMUNICATIONS	2,257	2,257	0	2,257
RJ SOUND & LIGHTING, INC.	15,429	15,429	0	15,429
RJR CIRCUITS, INC.	2,710	2,710	0	0
RL SERVICES	1,875	1,875	0	1,875
RLC ELECTRONICS, INC.	1,340	1,340	0	0
RMC/CRYOSYSTEMS RESEARCH & MFG.	90,100	90,100	0	0
RMD, INC.	4,500	4,500	0	0
RMS SALES, INC.	12,876	12,876	0	0
RO ASSOCIATES	1,323	648	675	0
ROADRUNNER COMPUTER SYSTEMS	1,750	1,750	0	1,750
ROBBINS, MARK	3,500	3,500	0	3,500
ROBERTS ENGINEERS & ARCHITECTS	950,000	0	950,000	0
ROBERTS OIL CO.	177,785	177,785	0	177,785
ROBERTS RESEARCH LABORATORY	5,840	5,840	0	0
ROBERTS, DONALD W., OD	9,995	0	9,995	0
ROBERTS, FAIMON A. II	7,000	7,000	0	0
ROBIN MATERIALS	95,581	0	95,581	0
ROBINSON, LINDSAY	65,000	65,000	0	65,000
ROBISON, LINDON J.	10,000	10,000	0	0
ROBOT RESEARCH	1,481	1,481	0	0
ROBOTIC PROCESS SYSTEMS, INC.	10,350	10,350	0	0
ROBOTIC SYSTEMS TECHNOLOGY	70,785	70,785	0	0
ROBOTICS & AUTOMATION CORP.	1,005	1,005	0	0
ROCHE DIAGNOSTIC SYSTEMS, INC.	19,308	19,308	0	0
ROCHESTER CORP., THE	1,831	1,831	0	0
ROCHESTER ELECTRONICS	1,791	1,791	0	0
ROCKFORD SYSTEMS, INC.	3,894	3,894	0	0
ROCKIE MOUNTAIN GRAPHICS	1,707	1,707	0	0
ROCKWELL CMC	5,385	5,385	0	0
ROCKWELL COLLINS	3,000	3,000	0	0
ROCKWELL INTERNATIONAL CORP.	342,749	296,769	45,980	0
ROCKWELL LASER INDUSTRIES	49,636	49,636	0	0
ROCKY MOUNTAIN COMPUTERS	1,351	1,351	0	1,351
ROCKY MOUNTAIN INSTRUMENT CO.	47,100	16,880	30,220	0
ROCKY MOUNTAIN RV WORLD	2,570	2,570	0	2,570
ROCKY MOUNTAIN TESTING	1,808	1,808	0	1,808

Supplier Name	Total \$	SNL/NM \$	SNL/CA \$	NM \$
ROD ENTERPRISES	2,925	2,925	0	0
RODGERS & CO., INC.	4,995	4,995	0	4,995
ROD-L ELECTRONICS, INC.	3,720	0	3,720	0
ROGERS CORP.	23,664	23,664	0	0
ROGERS & CO.	6,069	6,069	0	6,069
ROGUE VALLEY CIRCUITS	14,941	14,941	0	0
ROHM & HAAS CO.	15,354	15,354	0	0
ROHS, INC.	1,490	1,490	0	0
RO-LAB RUBBER CO.	13,000	13,000	0	0
ROLEX CO.	4,740	4,740	0	0
ROLL RITE CORP.	2,480	0	2,480	0
ROLYN OPTICS CO.	36,686	36,537	148	0
RO-MAR, LTD.	3,500	3,500	0	0
ROMERO, SANTIAGO JR. & ASSOC., INC.	150,000	150,000	0	150,000
RONAL, LEA	1,307	1,307	0	0
ROOTS AND WINGS FOUNDATION	25,000	25,000	0	25,000
ROS NUCLEAR PRODUCTS	9,190	9,190	0	0
ROSE ENCLOSURES	1,098	1,098	0	0
ROSEMOUNT ANALYTICAL, INC.	2,935	1,640	1,295	0
ROSEMOUNT, INC.	11,212	11,212	0	0
POSENAU CONSULTING CO.	49,175	49,175	0	0
ROSETTA TECHNOLOGIES	13,850	10,100	3,750	0
ROSS ENGINEERING CORP.	11,039	11,039	0	0
ROSS, CHARLES & SON CO.	42,541	42,416	125	0
ROTHENBERG COMPUTER SYSTEMS	2,670	0	2,670	0
ROUTER SOLUTIONS, INC.	3,992	3,992	0	0
ROWEN, HENRY S.	75,000	0	75,000	0
ROYAL INSTITUTE OF INTERNATIONAL AFFAIRS, THE	30,000	30,000	0	0
ROYAL WELDING & FABRICATION	59,400	0	59,400	0
ROYAL WHOLESALE ELECTRIC	4,964	2,100	2,865	0
ROYSTON, HANAMOTO, ALLEY & ABEY	150,000	150,000	0	0
ROY, MILTON CO.	4,020	1,680	2,340	0
RPM ENTERPRISES	5,870	5,870	0	5,870
RSA DATA SECURITY, INC.	1,480	1,480	0	0
RSI, INC.	33,383	30,383	3,000	0
RTW, INC.	9,598	9,598	0	0
RUBIN, PROF. YORAM	13,940	13,940	0	0
RUCKER FLUID POWER	2,000	2,000	0	0
RUDOLPH RESEARCH	1,700	1,700	0	0
RUGGED DIGITAL SYSTEMS, INC.	160,409	160,409	0	0
RUPERT PLUMBING & HEATING CO., INC.	161,595	161,595	0	161,595
RUPP TECHNOLOGY CORP.	1,375	625	750	0
RUSH, J. D. CO., INC.	2,700	2,700	0	0
RUSKA INSTRUMENT CORP.	1,401	0	1,401	0
RUSS ELECTRIC	2,762	2,762	0	0
RUSSELL INFO SCIENCES, INC.	4,404	4,404	0	0
RUSSELL MEDICAL SPECIALTIES	1,529	0	1,529	0
RUSSELL PLASTICS TECHNOLOGY CO.	2,803	2,803	0	0
RUSSELL'S TECHNICAL PRODUCTS, INC.	12,795	0	12,795	0
RUSSIAN HILL ASSOCIATES	2,000	0	2,000	0
RUST POWER SYSTEMS	33,580	33,580	0	33,580
RUST TRACTOR CO.	140,344	140,344	0	140,344
RUSTCO ENTERPRISES	7,418	7,418	0	7,418
RUSTCO SUPPLY & PROPERTY, INC.	14,626	14,626	0	14,626
RUTLAND TOOL & SUPPLY CO., INC.	2,624	2,060	564	0
RUUD LIGHTING	5,579	5,579	0	0
RV & ASSOCIATES	2,533	0	2,533	0
RYAN HERCO PRODUCTS CORP.	20,100	19,344	756	19,145

Supplier Name	Total \$	SNL/NM \$	SNL/CA \$	NM \$
RYDER AVIALL	2,000	2,000	0	0
RYDER TRUCK RENTAL, INC.	9,700	9,700	0	9,700
RYERSON, JOSEPH T. & SON, INC.	34,245	30,159	4,086	0
RYT INDUSTRIES, INC.	9,200	9,200	0	0
S&L CONSTRUCTION CO.	11,990	11,990	0	11,990
S&M MICROSCOPES, INC.	155,312	155,312	0	1,000
S&S TECHNOLOGIES, INC.	9,170	9,170	0	9,170
S&S TOOL & SUPPLY, INC.	8,788	0	8,788	0
S&W WIRE CO.	10,984	10,984	0	0
SABAH, C. A. & CO.	50,000	0	50,000	0
SABER SOFTWARE, INC.	1,197	1,197	0	0
SABRE COMMUNICATIONS CORP.	3,170	3,170	0	0
SACCO AUTOMOTIVE	20,650	20,650	0	20,650
SAES GETTERS/USA	6,628	6,628	0	0
SAES PURE GAS, INC.	8,960	8,960	0	0
SAF BULK CHEMICALS	2,484	2,484	0	0
SAFETECH	4,251	0	4,251	0
SAFE-T-RACK SYSTEMS, INC.	2,602	0	2,602	0
SAFETY LINE, INC.	2,438	2,438	0	0
SAFETY STORAGE, INC.	70,383	18,730	51,653	0
SAFETY SUPPLY AMERICA	11,177	9,128	2,049	9,128
SAFETY TEK	2,475	2,475	0	0
SAFETY-KLEEN CORP.	6,220	6,220	0	6,220
SAFETYTEK CORP.	6,475	3,297	3,178	0
SAFEWAY STEEL PRODUCTS	2,360	2,360	0	0
SAGINAW PRODUCTS CORP.	5,664	5,664	0	0
SAHARA RV CENTER	5,600	5,600	0	0
SALEM ENGINEERING CONSULTANTS	134,020	134,020	0	134,020
SALEM SPECIALTY BALL CO.	1,574	1,574	0	0
SALENGER FILMS	3,200	3,200	0	0
SALES GUIDES, INC.	1,695	0	1,695	0
SALESCASTER DISPLAYS CORP.	4,844	4,844	0	0
SALISBURY ENGINEERING	2,475	2,475	0	0
SALT RIVER PROJECT	39,250	39,250	0	0
SAM-CON GENERAL CONTRACTORS	140,598	140,598	0	140,598
SAMTEC, INC.	1,739	1,739	0	0
SAN JOSE DELTA ASSOC., INC.	22,926	22,926	0	0
SANCHEZ SOUTHWEST COACHES, LTD.	1,159	1,159	0	1,159
SANDIA BUSINESS SYSTEMS	16,682	16,682	0	16,682
SANDIA OFFICE SYSTEMS	3,618	3,618	0	3,618
SANDOVAL, ARTURO	39,000	39,000	0	39,000
SANDOVAL, WENDY M., PHD, RD	4,000	4,000	0	4,000
SANDOZ CHEMICALS CORP.	18,659	18,659	0	0
SANITEK PRODUCTS, INC.	12,925	12,925	0	0
SANTA ANA LASER CO.	4,265	2,990	1,275	0
SANTA CLARA MACHINING	713,831	0	713,831	0
SANTA CRUZ OPERATIONS, THE	10,622	10,622	0	0
SANTA FE ENERGY RESEARCH CORP.	3,495	0	3,495	3,495
SAPHIKON	1,770	1,470	300	0
SARGENT-SOWELL, INC.	1,677	0	1,677	0
SARJEANT, W. J.	85,000	85,000	0	0
SARNOFF, DAVID RESEARCH CENTER	2,000	2,000	0	0
SAS INSTITUTE	72,821	72,821	0	0
SATURAE CORP.	4,914	1,638	3,276	0
SAUNDERS & ASSOCIATES, INC.	3,525	3,525	0	0
SCALA ELECTRONIC CORP.	10,900	10,900	0	0
SCANDINAVIAN INTERIORS, LTD.	1,791	1,791	0	1,791
SCAN-GRAPHICS, INC.	4,900	4,900	0	0
SCB TECHNOLOGIES, INC.	9,175	9,175	0	9,175

Supplier Name	Total \$	SNL/NM \$	SNL/CA \$	NM \$
SCHAFFER, W. J. ASSOCIATES, INC.	54,489	54,489	0	54,489
SCHARR INDUSTRIES, INC.	5,926	5,926	0	0
SCHAUER SALES, INC.	5,746	5,746	0	1,935
SCHILLING DEVELOPMENT, INC.	402,024	402,024	0	0
SCHLAM, ELLIOTT & ASSOCIATES	5,000	5,000	0	0
SCHLUMBERGER TECHNOLOGIES	330,043	298,687	31,356	0
SCHOTT CORP.	4,505	4,505	0	0
SCHOTT FIBER OPTICS, INC.	5,260	3,710	1,550	0
SCHOTT GLASS TECHNOLOGIES, INC.	10,345	9,074	1,271	0
SCHREIBER SHANNON & ASSOCIATES	50,000	50,000	0	50,000
SCHREYER, HOWARD L.	8,000	8,000	0	8,000
SCHROFF DEVELOPMENT CORP.	4,980	4,980	0	0
SCHROFF, INC.	44,695	44,695	0	6,185
SCHULER, GEORGE F. MECHANICAL	220,000	0	220,000	0
SCHUMACHER, J. C. & CO.	88,457	87,648	809	0
SCHUTTE, DANNA COURT REPORTING	12,000	12,000	0	12,000
SCHWARTZ ELECTRO-OPTICS, INC.	5,992	5,992	0	0
SCHWEIN CHRISTENSEN LABS, INC.	21,000	0	21,000	0
SCI TEC, INC.	24,903	24,903	0	0
SCIENCE APPLICATIONS INTERNATIONAL	6,327,128	5,479,075	848,053	1,710,692
SCIENCE ELECTRONICS	24,072	24,072	0	24,072
SCIENCE FARE	14,634	14,634	0	14,634
SCIENCE HORIZONS, INC.	1,345,254	1,345,254	0	0
SCIENCE KIT	1,330	1,330	0	0
SCIENCE RESEARCH ASSOC., INC.	39,092	39,092	0	0
SCIENCE RESEARCH LABS, INC.	99,979	99,979	0	0
SCIENCE & ENGINEERING ASSOCIATES, INC.	2,302,861	2,302,861	0	2,302,861
SCIENTECH, INC.	14,410	12,120	2,290	0
SCIENTIFIC ALLOYS CO.	1,100	1,100	0	0
SCIENTIFIC ATLANTA, INC.	92,496	92,496	0	0
SCIENTIFIC COMPONENTS CORP.	21,739	21,739	0	5,057
SCIENTIFIC COMPUTING ASSOC.	5,097	4,995	102	0
SCIENTIFIC ENDEAVORS	1,400	1,400	0	0
SCIENTIFIC INSTRUMENT CO.	57,255	57,255	0	0
SCIENTIFIC INSTRUMENTATION SPECIALISTS	18,500	18,500	0	0
SCIENTIFIC POLYMER PRODUCTS, INC.	2,000	2,000	0	0
SCIENTIFIC SALES ASSOC., INC.	1,121,808	1,121,808	0	1,120,308
SCIENTIFIC SOFTWARE-INTERCOMP	7,500	7,500	0	0
SCIENTIFIC SYSTEMS, INC.	13,501	13,501	0	13,501
SCIENTIFIC TECHNOLOGIES, INC.	1,000	1,000	0	0
SCI-MA EDUCATION	2,034	2,034	0	0
SCITEQ ELECTRONICS, INC.	25,000	25,000	0	0
SCI/VIDEO SCAN	77,856	77,856	0	77,856
SCM METAL PRODUCTS, INC.	3,814	3,814	0	0
SCOTSMAN GROUP, INC., THE	57,600	57,600	0	57,600
SCOTT COMMUNICATIONS	1,600	0	1,600	0
SCOTT COMPANY OF CALIFORNIA	165,000	0	165,000	0
SCOTT ENGRAVING MACHINES	1,304	0	1,304	0
SCOTT SPECIALTY GASES, INC.	13,086	10,530	2,556	0
SCOTT & HILL STEEL CORP.	1,150	1,150	0	0
SCOTTSDALE TOOL & SUPPLY	9,321	9,321	0	2,051
SCOTT, ALLARD & BOHANNAN, INC.	214,000	214,000	0	0
SCREENMUSIC INTERNATIONAL	2,750	2,750	0	0
SCRIBNER ASSOCIATES, INC.	3,790	3,790	0	0
SDM, INC.	4,725	0	4,725	0
SDRC ENGINEERING SERVICES DIV.	139,370	139,370	0	0
SDRC INTERNATIONAL	47,090	47,090	0	0
SE SYSTEMS, INC.	6,500	6,500	0	0
SEABREEZE ENGINEERING ASSOC., INC.	5,690	5,690	0	0

Supplier Name	Total \$	SNL/NM \$	SNL/CA \$	NM \$
SEAL METHODS, INC.	1,602	0	1,602	0
SEAL SYSTEMS, INC.	18,499	18,499	0	0
SEALCRAFT PACKAGING CO.	8,280	8,280	0	0
SEALE, ROBERT L.	15,000	15,000	0	0
SEARS INDUSTRIAL SALES	1,303	1,303	0	1,303
SEARS ROEBUCK & CO.	23,542	8,501	15,041	3,138
SEASTAR OPTICS	2,980	2,980	0	0
SEAWAY SEMICONDUCTOR, INC.	2,800	2,800	0	0
SEAY BROS., INC.	8,250	8,250	0	8,250
SEA, INC.	2,450	2,450	0	2,450
SECOND SOURCE COMPUTERS, INC.	83,250	83,250	0	0
SECOND WAVE, INC.	3,020	3,020	0	0
SECURE COMMUNICATIONS SYSTEMS	19,835	19,835	0	0
SECURE SYSTEMS GROUP	3,086	3,086	0	0
SECURITY DYNAMICS TECHNOLOGIES	25,929	0	25,929	0
SECURITY DYNAMICS, INC.	40,898	36,825	4,073	0
SECURITY ENGINEERED MACHINERY	99,861	53,210	46,651	0
SECURITY LOCK DISTRIBUTORS	3,868	0	3,868	0
SECURITY SYSTEMS RESEARCH, INC.	1,280	1,280	0	1,280
SECUTRON	3,331	3,331	0	3,331
SEIFERT X-RAY CORP.	3,119	3,119	0	0
SEIKO INSTRUMENTS USA, INC.	16,148	16,148	0	0
SELF PHOTO TECHNICAL	72,085	0	72,085	0
SELF-MANAGEMENT INSTITUTE	148,987	148,987	0	0
SELLE INSULATION CO.	1,213	1,213	0	515
SEM FLEX, INC.	4,442	4,442	0	0
SEMCO INSTRUMENTS, INC.	6,120	6,120	0	0
SEM-COM CO.	15,940	15,940	0	0
SEMI-ALLOYS, INC.	5,670	5,670	0	0
SEMIA, INC.	9,490	9,490	0	0
SEMICOA SEMICONDUCTORS	31,472	31,472	0	0
SEMICONDUCTOR ENGINEERING GROUP	2,555	2,555	0	0
SEMICONDUCTOR PACKAGING MATERIALS CO., INC.	1,147	1,147	0	0
SEMIFAB, INC.	3,579	3,579	0	0
SEMI-GAS SYSTEMS, INC.	220,544	218,399	2,145	0
SEMITOOL, INC.	4,270	4,270	0	0
SEMTEC CORP.	32,346	32,346	0	0
SENIOR FLEXONICS, INC.	3,352	3,352	0	0
SENSARRAY CORP.	3,150	3,150	0	0
SENSE 8 CORP.	9,999	5,000	4,999	0
SENSIDYNE, INC.	15,151	14,155	996	0
SENSO METRICS	1,508	1,508	0	1,508
SENSOR PRODUCTS	1,540	0	1,540	0
SENSOREX	3,438	3,438	0	0
SENSOTEC, INC.	34,789	21,864	12,925	0
SENSTAR, INC.	54,167	54,167	0	0
SENSYM, INC.	1,966	1,966	0	877
SENTRAN CO.	107,457	107,457	0	0
SENTROL, INC.	2,989	1,477	1,512	0
SENTRON	1,990	995	995	0
SEN, R. K. & ASSOCIATES	64,000	64,000	0	0
SERGEANT, HAUSKINS & BECKWITH	154,000	154,000	0	154,000
SERPA, DOUGLAS P.	10,000	0	10,000	0
SERTEK, INC.	65,486	65,486	0	0
SERVICE MERCHANDISE	1,208	1,208	0	1,208
SERVICE PLUS	1,000	1,000	0	1,000
SERVICE STEAM, INC.	1,035	1,035	0	1,035
SERVICE SUPPLY CO.	19,285	19,285	0	19,285

Supplier Name	Total \$	SNL/NM \$	SNL/CA \$	NM \$
SETON NAME PLATE CO.	9,515	1,229	8,287	0
SETRA SYSTEMS, INC.	2,920	2,920	0	0
SEXAUER, J. A. MANUFACTURING CO., INC.	1,381	0	1,381	0
SEYBOLD	1,700	1,700	0	0
SEYFORTH ROOFING CO., INC.	12,983	12,983	0	12,983
SGS-THOMSON MICROELECTRONICS, INC.	4,312	4,312	0	0
SHAFFSTALL CORP.	2,490	2,490	0	0
SHAHINPOOR, MOHSEN	77,031	77,031	0	77,031
SHAMSI, TOM SERVICE	8,900	0	8,900	0
SHARP ELECTRONICS CORP.	15,392	15,392	0	15,392
SHASON MICROWAVE CORP.	85,452	85,452	0	0
SHAY INTERNATIONAL, INC.	11,750	2,250	9,500	11,750
SHECOM	2,734	994	1,740	0
SHELDAHL, INC.	29,780	29,780	0	0
SHEPHERD, J. L. & ASSOC.	25,000	25,000	0	0
SHERRILL, CLINT & ASSOCIATES PC	50,000	50,000	0	50,000
SHERWIN-WILLIAMS CO.	9,141	9,141	0	9,141
SHIELD RITE, INC.	18,628	18,628	0	18,628
SHIELDS AND COMPANY, INC.	10,240	10,240	0	10,240
SHIMADZU SCIENTIFIC INSTRUMENTS	27,304	27,304	0	0
SHIPLEY ASSOCIATES	50,000	50,000	0	0
SHIPLEY CO., INC.	16,830	16,830	0	0
SHIVA CORP.	7,070	6,772	298	0
SHOOTING STAR TECH	1,825	1,825	0	0
SHRADER SCIENTIFIC, INC.	47,059	236	46,823	0
SHULTZ STEEL CO.	64,224	0	64,224	0
SHURE BROTHERS, INC.	1,000	1,000	0	0
SHUTTLEJACK, INC.	1,085	1,085	0	1,085
SI CORP.	122,860	122,860	0	0
SI SCAN SYSTEMS	9,500	9,500	0	0
SICOM, INC.	99,954	99,954	0	0
SIDEMARK	23,730	0	23,730	0
SIEBELAIR	3,654	0	3,654	0
SIEBENTHAL, CHARLES F., INC.	1,365,297	1,364,939	358	1,365,297
SIEBERT, LARRY	3,000	3,000	0	0
SIEMENS ANALYTICAL X-RAY INSTRUMENTS, INC.	123,969	123,969	0	0
SIEMENS NIXDORF PRINTING SYSTEMS	1,544	1,544	0	0
SIERRA CIRCUITS	2,536	2,536	0	0
SIERRA INSTRUMENTS, INC.	64,912	64,912	0	0
SIERRA MACHINERY OF NEW MEXICO	16,978	16,978	0	16,978
SIERRA PACIFIC POWER CO.	11,000	11,000	0	0
SIERRA PACIFIC SPACESAVER, INC.	23,061	0	23,061	0
SIERRA PACIFIC TOURS	1,092	0	1,092	0
SIERRA SCIENTIFIC	17,409	17,409	0	0
SIERRA SPRING	15,000	0	15,000	0
SIERRA VISTA OFFICE PRODUCTS, INC.	2,646	2,646	0	2,646
SIERRA WEST POWER SYSTEMS	25,135	25,135	0	25,135
SIEVERT MANUFACTURING CO.	1,215	1,215	0	1,215
SIGLER & REEVES, INC.	6,021	6,021	0	6,021
SIGMA CHEMICAL CO.	3,520	2,220	1,300	0
SIGMA DATA	3,950	3,950	0	0
SIGMA SYSTEMS CORP.	14,357	14,357	0	0
SIGMA TEST LABORATORIES	169,500	169,500	0	0
SIGMUND COHN CORP.	1,732	1,732	0	0
SIGNAL ANALYTICS CORP.	4,348	4,348	0	0
SIGNAL BINDING SYSTEMS	7,727	7,727	0	7,727
SIGNS BY DAN	1,000	1,000	0	1,000
SIGRI CORP.	3,941	3,941	0	0

Supplier Name	Total \$	SNL/NM \$	SNL/CA \$	NM \$
SILICON BEACH SOFTWARE, INC.	3,144	708	2,436	0
SILICON GENERAL	7,050	7,050	0	7,050
SILICON GRAPHICS, INC.	3,987,876	2,834,995	1,152,881	2,644,593
SILICON HEIGHTS COMPUTERS	1,160,523	1,159,519	1,004	1,160,523
SILICON QUEST INTERNATIONAL	5,680	5,680	0	0
SILICON VALLEY GROUP, INC.	10,611	10,611	0	0
SILICON VALLEY PRINTED CIRCUIT	19,564	19,564	0	0
SILICON VALLEY SHELVING & EQUIPMENT CO., INC.	3,511	0	3,511	0
SILICON VALLEY SOFTWARE	3,263	2,345	918	0
SILK TOUCH	1,606	1,606	0	1,606
SILMA, INC.	84,200	84,200	0	0
SILO	7,555	7,555	0	7,173
SILTON-BOOKMAN SYSTEMS	17,496	11,089	6,407	0
SILVACO DATA SYSTEMS	8,060	8,060	0	0
SILVER HAMMER, INC.	986,575	986,575	0	986,575
SILVER STRIKE MOTEL	6,600	6,600	0	0
SIMCO CO.	5,549	4,950	599	0
SIMON'S	25,657	25,657	0	25,657
SIMPACT ASSOCIATES, INC.	31,095	31,095	0	0
SIMPLEX TIME RECORDER CO.	1,118	0	1,118	0
SIMPLEX, INC.	1,909	0	1,909	0
SIMPSON RUBBER STAMP CO.	40,498	40,498	0	40,498
SIMRAD, INC.	20,730	20,730	0	0
SINCLAIR OPTICS, INC.	16,680	14,880	1,800	0
SINCLAIR RADIO LABS, INC.	4,212	4,212	0	0
SIPEX CORP.	6,730	6,730	0	0
SIRIUS SYSTEMS TECHNOLOGY, INC.	13,401	0	13,401	0
SISCO	2,257	2,257	0	2,257
SITECO	1,600	1,600	0	0
SITKA	1,383	1,295	88	0
SJS ELECTRONICS, INC.	7,672	7,672	0	0
SKANTEK CORP.	62,215	62,215	0	0
SKC WEST, INC.	24,561	23,653	908	0
SKC, INC.	3,500	3,500	0	0
SKM SYSTEMS ANALYSIS, INC.	35,462	35,462	0	0
SKRABLE ENTERPRISES, INC.	9,000	9,000	0	0
SKURKA ENGINEERING CO.	44,600	44,600	0	0
SKY COMPUTERS, INC.	40,782	0	40,782	0
SKYTECH CORP.	4,128	4,128	0	0
SKYTEL	2,168	2,168	0	0
SLOAN TECHNOLOGY CORP.	3,719	3,719	0	0
SMALL COMPUTER SUPPORT	1,390	1,390	0	1,390
SMALL TUBE PRODUCTS CO.	1,312	1,312	0	0
SMALLEY STEEL RING CO.	2,063	2,063	0	0
SMALLEY & CO.	5,374	5,374	0	5,374
SMART MODULAR TECHNOLOGIES	10,890	10,890	0	0
SMITH BUSINESS INTERIORS	4,632	0	4,632	0
SMITH CHEVROLET-CADILLAC CO.	3,500	3,500	0	0
SMITH & ASSOCIATES, INC.	156,126	156,126	0	156,126
SMITH-SCHEUCH ENGINEERING CO.	2,650,000	2,650,000	0	2,650,000
SMITH, FARRELL M. ASSOCIATES	1,409	1,409	0	0
SMITH, FAUSE & MCDONALD, INC.	50,000	0	50,000	0
SMITH, HINCHMAN & GRYLLS/SOUTHWEST, INC.	1,605,707	1,605,707	0	0
SMITH, J. F. CONSULTING SERVICES	8,000	8,000	0	0
SMITH, J. & ASSOCIATES, INC.	314,661	314,661	0	314,661
SMITH, NICK L., PROFESSOR	7,500	7,500	0	0
SNADER, R. E. & ASSOCIATES	26,268	0	26,268	0

Supplier Name	Total \$	SNL/NM \$	SNL/CA \$	NM \$
SNAP-ON TOOLS CORP.	51,267	38,151	13,116	21,107
SNYDER, TOM PRODUCTIONS, INC.	1,109	1,109	0	0
SOCIAL SCIENTIFIC SYSTEMS	24,506	24,506	0	0
SOCIETY OF MANUFACTURING ENGINEERS	16,531	16,531	0	0
SOCORRO ELECTRIC COOPERATIVE, INC.	9,608	9,608	0	9,608
SODICK, INC.	1,275	0	1,275	0
SOFT IRON SYSTEM	3,295	0	3,295	0
SOFTOOL CORP.	16,000	16,000	0	0
SOFT-SWITCH, INC.	168,895	168,895	0	0
SOFTWARE DEVELOPMENT CONCEPTS	3,825	3,825	0	0
SOFTWARE DISCOUNTERS, INC.	2,390	2,390	0	2,390
SOFTWARE ENGINEERING STORE	5,574	0	5,574	0
SOFTWARE MAINTENANCE & DEVELOPMENT SYSTEMS, INC.	16,970	16,970	0	0
SOFTWARE PUBLISHING CORP.	7,654	7,654	0	0
SOFTWARE RESEARCH, INC.	24,900	24,900	0	0
SOFTWARE SPECTRUM	2,023	2,023	0	0
SOFTWARE, ETC.	3,649	3,649	0	3,649
SOFTWARE, INC.	1,950	1,950	0	0
SOIL MEASUREMENT SYSTEMS	1,446	1,446	0	0
SOIL MOISTURE EQUIPMENT CORP.	1,214	1,214	0	0
SOLAR ENERGY INDUSTRIES ASSOCIATES	515,581	515,581	0	0
SOLAR ENGINEERING SERVICES	36,860	36,860	0	0
SOLAR KINETICS, INC.	515,960	515,960	0	0
SOLAR PRODUCTS	2,015	2,015	0	0
SOLAR TECHNOLOGY INSTITUTE	102,137	102,137	0	0
SOLBOURNE COMPUTERS, INC.	16,927	16,927	0	0
SOLEC INTERNATIONAL	1,040	1,040	0	0
SOLID CONCEPTS, INC.	6,995	6,995	0	0
SOLID STATE MEASUREMENTS, INC.	25,000	25,000	0	0
SOLIGEN, INC.	200,090	200,090	0	0
SOLITEC, INC.	8,875	825	8,050	0
SOLITRON DEVICES, INC.	5,962	5,962	0	0
SOLON TECHNOLOGIES, INC.	163,139	160,549	2,590	0
SOLTEC CORP.	10,924	10,924	0	0
SOLUTION SYSTEMS	1,437	290	1,147	0
SOMAR INTERNATIONAL, INC.	1,500	0	1,500	0
SONIC SYSTEMS, INC.	1,593	1,194	399	0
SONIC WEDLING, INC.	14,000	0	14,000	0
SONIC/THERMAX	1,305	0	1,305	0
SONITECH INTERNATIONAL	12,585	12,585	0	0
SONNET SOFTWARE	4,800	4,800	0	0
SONO-CEIL	1,207	0	1,207	0
SONOMA INSTRUMENT CO.	2,015	2,015	0	0
SONORAN ENGINEERING & SALES CO.	1,800	1,800	0	0
SONORAN WESTERN	90,953	90,953	0	0
SONY CORP OF AMERICA	224,790	208,838	15,951	12,942
SONY SERVICE CNCPG	2,430	2,430	0	0
SOPHISTICATED CIRCUITS, INC.	2,934	2,934	0	0
SOPHISTICATED SYSTEMS, INC.	1,700	1,700	0	0
SORENSEN CO.	2,215	2,215	0	0
SOUDER, PAUL R.	7,200	7,200	0	7,200
SOUND COAT CO., INC.	2,813	132	2,681	0
SOUND IDEAS, INC.	2,219	2,219	0	2,219
SOURCE OF SUPPLY	1,557	1,557	0	1,557
SOUTH BAY TECHNOLOGY, INC.	6,485	5,300	1,185	0
SOUTH DAKOTA SCHOOL OF MINES & TECHNOLOGY	1,000	1,000	0	0
SOUTHCO, INC.	1,042	875	167	0

Supplier Name	Total \$	SNL/NM \$	SNL/CA \$	NM \$
SOUTHERN CALIFORNIA BRAIDING, INC.	93,566	93,566	0	0
SOUTHERN ELECTRIC INTERNATIONAL, INC.	10,159,990	10,159,990	0	0
SOUTHERN METHODIST UNIVERSITY	10,000	10,000	0	0
SOUTHERN NEVADA EQUIPMENT	56,746	56,746	0	0
SOUTHWEST CONTROLS, INC.	3,075	3,075	0	0
SOUTHWEST DISTRIBUTING CO.	2,443	2,443	0	2,443
SOUTHWEST ENGINEERING ASSOCIATES	1,244,491	1,244,491	0	0
SOUTHWEST GLASS & GLAZING, INC.	8,153	8,153	0	8,153
SOUTHWEST HAZARD CONTROL, INC.	1,400,000	1,400,000	0	0
SOUTHWEST INDUSTRIAL SUPPLY CO.	1,972	0	1,972	0
SOUTHWEST METALS & SUPPLY CO., INC.	17,355	2,584	14,771	17,355
SOUTHWEST MICROWAVE, INC.	15,670	15,670	0	0
SOUTHWEST PRODUCTS	3,500	3,500	0	0
SOUTHWEST PUBLIC AFFAIRS, INC.	50,000	50,000	0	50,000
SOUTHWEST RADIOGRAPHICS, INC.	19,490	19,490	0	19,490
SOUTHWEST RESEARCH INSTITUTE	696,693	696,693	0	0
SOUTHWEST SEAL & SUPPLY CO.	23,889	23,889	0	23,889
SOUTHWEST TECHNICAL SERVICES	1,184	1,184	0	1,184
SOUTHWEST TRACTOR	4,500	4,500	0	4,500
SOUTHWEST TRANE	68,929	68,929	0	68,929
SOUTHWEST WATER CONDITIONING	245,277	245,277	0	245,277
SOUTHWEST WIRE & CABLE	47,007	47,007	0	47,007
SOUTHWESTERN AUTOMATION SYSTEM	18,270	18,270	0	0
SP INDUSTRIES	2,032	2,032	0	0
SPACE AIR SUPPLY, INC.	2,160	0	2,160	0
SPACE CRAFT COATINGS, INC.	1,125	1,125	0	0
SPACE ELECTRONICS, INC.	60,513	35,060	25,453	0
SPACE MACHINE & ENGINEERING CO.	3,359	3,359	0	0
SPACE VECTOR CORP.	35,392	35,392	0	0
SPACECRAFT COMPONENTS CORP.	65,793	65,793	0	0
SPACEK LABS, INC.	10,600	10,600	0	0
SPANG CONTROLS CO.	9,058	9,058	0	0
SPANG & CO.	4,643	4,643	0	0
SPARTON TECHNOLOGY, INC.	16,285	16,285	0	16,285
SPATIAL TECHNOLOGY INC.	10,936	10,936	0	0
SPAULDING COMPOSITES CO., INC.	2,875	2,875	0	0
SPC SYSTEMS LIMITED	2,625	2,625	0	0
SPECAC	1,616	1,616	0	0
SPECIAL METALS CORP.	20,000	20,000	0	0
SPECIAL PRODUCTS MANUFACTURING, INC.	1,028	1,028	0	0
SPECIALIZED SYSTEMS TECHNOLOGY	97,957	97,957	0	0
SPECIALTY BUILDING PRODUCTS	1,056	1,056	0	0
SPECIALTY COMMUNICATIONS	53,218	53,218	0	53,218
SPECIALTY CORP.	6,250	6,250	0	6,250
SPECIALTY ENGINEERING ASSOCIATES	107,600	107,600	0	0
SPECIALTY HEADQUARTERS	2,791	2,791	0	2,791
SPECTRA DIODE LABORATORIES, INC.	332,153	322,203	9,950	0
SPECTRA GASES, INC.	76,035	9,595	66,440	0
SPECTRA RESEARCH INSTITUTE	905,679	905,679	0	905,679
SPECTRA SYSTEMS	3,060	1,050	2,010	0
SPECTRA VAC, INC.	8,890	8,890	0	0
SPECTRACE INSTRUMENTS, INC.	77,561	77,561	0	0
SPECTRAGRAPHICS	4,841	4,841	0	0
SPECTRAL DATA SERVICES, INC.	5,000	5,000	0	0
SPECTRAL ENERGY	6,784	6,784	0	0
SPECTRAL PRECISION, INC.	87,330	87,330	0	0
SPECTRA-MAT, INC.	6,416	1,823	4,593	0
SPECTRAN	4,223	0	4,223	0
SPECTRA-PHYSICS LASERS, INC.	155,106	110,872	44,234	0

Supplier Name	Total \$	SNL/NM \$	SNL/CA \$	NM \$
SPECTRA-PHYSICS, INC.	198,494	110,663	87,831	0
SPECTRA-TECH, INC.	16,270	16,270	0	0
SPECTREX CORP.	1,000	1,000	0	0
SPECTROCELL, INC.	2,163	2,163	0	0
SPECTROLAB	152,133	152,133	0	0
SPECTRON MICROSYSTEMS, INC.	13,500	0	13,500	0
SPECTRON SYSTEMS TECHNOLOGY	4,328	4,328	0	0
SPECTRONICS CORP.	1,957	1,957	0	0
SPECTRUM CONTROL	7,001	7,001	0	0
SPECTRUM ENGINEERING, INC.	16,646	13,372	3,274	0
SPECTRUM INTERNATIONAL	6,691	6,691	0	0
SPECTRUM OFFICE SYS.	1,997	1,997	0	0
SPECTRUM SIGNAL PROCESSING, INC.	40,989	40,989	0	0
SPECTRUM SOFTWARE	4,990	4,990	0	0
SPECTRUM TRADING	2,980	2,980	0	0
SPEEDWAY HYDRAULICS, INC.	140,060	140,060	0	0
SPEEDY CIRCUITS	16,503	16,503	0	0
SPELLMAN HIGH VOLTAGE ELECTRON	2,712	158	2,554	0
SPENCER, SABINA	40,000	0	40,000	0
SPERRY-SUN	4,000	4,000	0	0
SPIN PRO, INC.	2,700	0	2,700	0
SPINDLER & HOYER, INC.	26,630	11,565	15,065	0
SPIRAL SOFTWARE	3,289	3,013	276	0
SPIRE CORP.	2,120	2,120	0	0
SPIRE TECHNOLOGIES, INC.	6,009	6,009	0	0
SPIRICON, INC.	24,001	24,001	0	0
SPIRIT ELECTRONICS, INC.	20,362	20,362	0	0
SPLATTER, MARY	5,000	0	5,000	0
SPOT IMAGE CORP.	26,950	26,950	0	0
SPRAGUE ELECTRIC CO.	6,668	6,668	0	0
SPRINGER, TIMOTHY J.	12,000	12,000	0	0
SPRINKLER IRRIGATION SPECIALIS	4,531	0	4,531	0
SPSS, INC.	2,202	2,202	0	0
SPUTTERED MATERIAL, INC.	1,225	1,225	0	0
SPYGLASS, INC.	6,525	4,454	2,072	0
SQUARE D CO.	23,130	23,130	0	0
SRI INSTRUMENTS	13,665	13,665	0	0
SRI INTERNATIONAL	291,281	271,281	20,000	0
SRS TECHNOLOGIES	65,848	14,966	50,882	0
SS WHITE TECHNOLOGIES, INC.	10,809	10,809	0	0
STAAR, DR. RICHARD	10,000	10,000	0	0
STACKPOLE CORP., THE	4,080	4,080	0	0
STACO ENERGY PRODUCTS CO.	3,728	3,728	0	0
STACO SWITCH	2,815	2,815	0	0
STAG MICROSYSTEMS, INC.	3,995	3,995	0	3,995
STAGG MICRO SYSTEMS, INC.	3,590	3,590	0	0
STANDARD BELLOWS CO.	2,481	0	2,481	0
STANDARD COMPUTER	14,053	14,053	0	0
STANDARD ENVIRONMENTAL SYSTEMS	7,970	7,970	0	0
STANDARD LOGIC, INC.	1,460	1,460	0	1,460
STANDARD MACHINE CO.	14,720	14,720	0	14,720
STANDARD METER LAB, INC.	2,181	0	2,181	0
STANDARD PARTS & EQUIPMENT CORP.	5,189	4,760	429	0
STANDARD WHOLESALE SUPPLY CO.	6,946	6,946	0	0
STANDARD WIRE & CABLE CO.	6,717	0	6,717	0
STANFORD COMPUTER OPTICS, INC.	36,266	27,390	8,876	0
STANFORD INSTRUCTIONAL TELEVISION	1,010	1,010	0	0
STANFORD RESEARCH SYSTEMS, INC.	271,343	229,700	41,643	5,350
STANFORD TELECOMMUNICATIONS	4,096,079	4,096,079	0	0

Supplier Name	Total \$	SNL/NM \$	SNL/CA \$	NM \$
STANFORD, LELAND JR. UNIVERSITY	547,183	415,300	131,883	0
STANGENES INDUSTRIES, INC.	103,850	103,850	0	0
STANLEY WORKS	1,497	1,356	141	0
STANLEY-VIDMAR	68,996	47,146	21,849	0
STAR GATE TECHNOLOGIES, INC.	1,608	1,206	402	0
STAR INSULATION OF NM, INC.	160,000	160,000	0	160,000
STAR TECH INSTRUMENTS	4,400	0	4,400	0
STARDENT LIQUIDATING CENTER	4,995	4,995	0	0
STARK INDUSTRIAL SUPPLY CO.	20,645	20,645	0	20,645
STARLINE PRINTING	9,412	9,412	0	9,412
STARNA CELLS, INC.	4,620	4,620	0	0
STARR, DR. GREGORY P.	14,400	14,400	0	14,400
START INTERNATIONAL, INC.	1,112	1,112	0	0
STATE OF NEW MEXICO	8,023	8,023	0	8,023
STATE OF THE ART, INC.	1,720	1,720	0	0
STATE SURGICAL SUPPLY, INC.	5,354	0	5,354	0
STATEK CORP.	60,584	60,584	0	0
STATEWIDE ELECTRIC SUPPLY	3,174	3,174	0	0
STATIC CONTROL PRODUCTS	5,738	5,738	0	0
STATIC CONTROL SERVICES, INC.	1,494	1,494	0	0
STATISTICAL SCIENCES, INC.	4,295	4,295	0	0
STATSOFT, INC.	1,190	395	795	0
STAVELEY SENSORS, INC.	3,364	3,364	0	0
STAYSTIK, INC.	1,939	1,939	0	0
STC COMPONENTS, INC.	4,000	4,000	0	0
STEELCASE	4,779	4,779	0	4,779
STEFAN SYDOR OPTICS, INC.	13,365	13,365	0	0
STEINER FILM	6,390	6,390	0	0
STEINERFILM, INC.	8,996	8,996	0	0
STELLAR SYSTEMS	50,243	50,243	0	0
STEPHENSON & ASSOCIATES TECHNICAL SERVICES CORP.	59,082	59,082	0	0
STEREOGRAPHICS CORP.	6,043	6,043	0	0
STERLING ELECTRONICS CORP.	68,672	68,477	195	68,477
STERLING & ASSOCIATES, INC.	3,000	0	3,000	0
STEROIDS, LTD.	3,762	3,762	0	0
STEVENS CO.	4,380	4,380	0	0
STEVENS, K. L. CO., INC.	85,139	85,139	0	85,139
STEVENS, MALLORY, PEARL & CAMPBELL	20,000	20,000	0	20,000
STEWART & STEVENSON POWER, INC.	8,652	8,652	0	8,652
STIK/STRIP, INC.	4,959	4,959	0	0
STN INTERNATIONAL	1,840	1,840	0	0
STN-COLUMBUS	55,000	55,000	0	0
STOCKER & YALE, INC.	1,555	1,555	0	0
STOKES VACUUM, INC.	55,202	55,202	0	0
STONE DESIGN SOFTWARE	1,190	1,190	0	1,190
STONE INDUSTRIAL CORP.	1,000	1,000	0	0
STONE TECHNOLOGIES CORP.	1,872	1,713	159	0
STONER ASSOCIATES	53,500	53,500	0	0
STOP FIRE CO.	3,000	0	3,000	0
STORAGE TECHNOLOGY CORP.	652,786	423,334	229,452	330,397
STORED ENERGY SYSTEMS	1,430	0	1,430	0
STORK VECO INTERNATIONAL	3,150	3,150	0	0
STORM PRODUCTS CO.	14,918	14,918	0	0
STORM, R. J. & SONS	2,355	0	2,355	0
STRAT GUIDE	1,055	1,055	0	0
STRATEGIC MANAGEMENT GROUP	10,000	10,000	0	0
STRATEGIC TECHNOLOGIES	124,738	124,738	0	124,738

Supplier Name	Total \$	SNL/NM \$	SNL/CA \$	NM \$
STRATEGIC TECHNOLOGY AND RESOURCES, INC.	50,000	50,000	0	0
STRAWBERRY TREE COMPUTER	15,673	12,588	3,085	8,253
STRECK LABORATORIES, INC.	2,286	2,286	0	0
STREM CHEMICALS, INC.	9,351	7,892	1,459	0
STRIDE, INC.	4,561	4,561	0	4,561
STROBE COMPUTER	3,245	3,245	0	0
STROHECKER, INC.	17,130	17,130	0	0
STRONG'S OFFICE PRODUCTS	51,283	51,283	0	51,283
STROSINSKI, JEAN L.	30,000	30,000	0	30,000
STRUCTURAL COMPOSITES INDUSTRIES	5,225	1,025	4,200	0
STRUCTURAL DYNAMICS RESEARCH CORP. (SDRC)	225,261	225,261	0	225,261
STRUCTURAL LAMINATES CO.	11,500	0	11,500	0
STRUCTURAL RESEARCH AND ANALYSIS CORP.	92,019	69,394	22,625	0
STRUCTURE PROBE, INC.	9,309	9,309	0	0
STRUERS, INC.	36,947	35,518	1,428	0
STSC	1,805	1,805	0	0
STUART RENTAL CO, THE	68,041	0	68,041	0
STUBBLEFIELD SCREEN PRINT CO.	1,530	1,530	0	1,530
SUBIA CORP.	387,918	387,918	0	387,073
SUBSYST	3,790	0	3,790	0
SUBURBAN PROPANE	3,500	3,500	0	0
SULLAIR PACIFIC	35,822	0	35,822	0
SULLIVAN, DR. WOODRUFF T., III	14,000	14,000	0	0
SUMITOMO ELECTRIC FIBER OPTICS	2,658	2,658	0	0
SUMITOMO ELECTRIC USA, INC.	204,558	204,558	0	0
SUMMIT CONSTRUCTION	109,900	109,900	0	109,900
SUMMIT ELECTRIC SUPPLY, INC.	1,504,605	1,504,605	0	1,504,605
SUMMIT TECHNOLOGIES, INC.	2,920	2,920	0	0
SUMMIT TRAINING SOURCE, INC.	1,607	1,607	0	0
SUN COUNTRY INDUSTRIES, INC.	211,275	211,275	0	211,275
SUN EAGLE SYSTEMS	32,716	32,716	0	32,716
SUN MICROSYSTEMS, INC.	9,604,739	8,108,986	1,495,753	7,661,160
SUN SALES	10,624	10,624	0	10,624
SUNAMP POWER CO.	2,622	2,622	0	0
SUNBANK ELECTRONICS, INC.	1,980	1,980	0	0
SUNBELT BUSINESS COMPUTERS	1,576	1,576	0	0
SUNBELT ENVIRONMENTAL SYSTEMS	107,472	107,472	0	107,472
SUNBELT OPTICAL CO.	103,740	103,740	0	103,740
SUNBELT SPORTSWEAR	4,861	4,861	0	0
SUNBURST COMPUTERS	48,504	28,487	20,017	0
SUNCLIPSE, INC.	7,578	0	7,578	0
SUNCOAST TECHNOLOGY	2,077	2,077	0	0
SUNCRAFT MACHINING CO.	6,324	6,324	0	6,324
SUNDSTRAND DATA CONTROL, INC.	89,990	89,990	0	0
SUNELL, M. G. ROBERT J.	10,000	10,000	0	0
SUNEXPRESS, INC.	35,073	34,422	651	0
SUNLAND INTERNATIONAL	5,915	5,915	0	5,915
SUNLAND SANITARY SUPPLY, INC.	539,076	539,076	0	539,076
SUNLAND SUPPLY CO., INC.	17,013	17,013	0	0
SUNNEN PRODUCTS CO.	7,738	7,738	0	0
SUNNYVALE TRUCK EQUIPMENT	3,685	0	3,685	0
SUNOL TECHNOLOGIES, INC.	12,490	12,490	0	0
SUNOL VALLEY GOLF CLUB	3,600	0	3,600	0
SUNPOWER CORP.	1,085,659	1,085,659	0	0
SUNRIZE INDUSTRIES	1,495	1,495	0	0
SUNTEC COMPUTERWARE CENTER	6,637	6,637	0	6,637

Supplier Name	Total \$	SNL/NM \$	SNL/CA \$	NM \$
SUNWEST CREDIT SERVICES CORP.	3,167,850	3,167,850	0	3,167,850
SUPER PLUMBING SUPPLY	9,720	0	9,720	0
SUPERCONDUCTIVE COMPONENTS, INC.	11,199	11,199	0	0
SUPERCON, INC.	5,250	5,250	0	0
SUPERIOR DESIGN, INC.	50,000	0	50,000	0
SUPERIOR EVAPORANTS	2,004	2,004	0	0
SUPERIOR MACHINE	23,548	19,003	4,545	19,003
SUPERIOR VACUUM TECHNOLOGY	24,375	0	24,375	0
SUPERMICRO COMPUTER	19,603	19,603	0	0
SUPERTEX, INC.	12,928	12,424	504	0
SUPPORT NET	5,363	5,363	0	0
SUPREX CORP.	5,108	5,108	0	0
SURFACE FINISHES CO., INC.	6,418	0	6,418	0
SURFACE INTERFACE	11,920	0	11,920	0
SURFACE MOUNT DISTRIBUTION, INC.	27,749	27,749	0	0
SURFACE OPTICS CORP.	42,991	42,991	0	0
SURREY GROUP ELECTRO-SHIELDING	1,337	1,337	0	0
SURVEILLANCE TECHNOLOGY	3,000	3,000	0	0
SURVEY TECHNOLOGY	19,950	19,950	0	0
SURVEYORS SUPPLY	1,660	1,660	0	1,660
SUSANY, CHRISTINE	23,000	23,000	0	0
SUSCO	21,588	21,588	0	0
SUSS, KARL AMERICA	67,549	67,549	0	0
SUTTORA & SUTTORA PHOTOGRAPHY	3,500	0	3,500	0
SVANFELDT, P. J. & ASSOCIATES	1,733	0	1,733	0
SVM COMPUTERS	8,834	8,834	0	0
SW SALES, INC.	8,299	8,299	0	8,299
SWAFFORD, JACK H.	90,000	90,000	0	0
SWAN TECHNOLOGIES	44,615	44,615	0	0
SWAN, THOMAS & CO., LTD.	29,750	29,750	0	0
SWART PLUMBING & HEATING CO.	1,097	1,097	0	1,097
SWIFT GLASS CO., INC.	1,368	1,368	0	0
SWIM SHOP OF SOUTHWEST	2,080	2,080	0	0
SWITCHCRAFT, INC.	19,579	19,579	0	2,239
SWT DISTRIBUTORS, INC.	283,541	283,541	0	283,541
SYBASE, INC.	59,998	59,998	0	0
SYCON CORP.	4,020	0	4,020	0
SYCON INSTRUMENTS, INC.	5,371	0	5,371	0
SYLVEST MANAGEMENT SYSTEMS	21,244	0	21,244	0
SYMANTEC CORP.	5,740	3,682	2,058	0
SYMANTEC FULFILLMENT CENTER	1,839	1,684	155	0
SYMBOLIC DYNAMICS, INC.	6,000	6,000	0	0
SYMBOLICS, INC.	121,298	121,298	0	0
SYNCSORT, INC.	6,480	6,480	0	0
SYNERGISTICS, INC.	26,660	26,660	0	0
SYNOPSIS	369,000	369,000	0	0
SYNRAD, INC.	12,550	12,550	0	0
SYNTAX COMPUTER, INC.	27,199	27,199	0	0
SYNTHETICA TECHNOLOGIES	336,630	336,630	0	0
SYSTAT, INC.	1,739	1,594	145	0
SYSTECH	15,570	15,570	0	0
SYSTEM DESIGN CORP.	3,790	3,790	0	0
SYSTEM ENGINEERING INTERNATIONAL	13,418	0	13,418	0
SYSTEM INDUSTRIES	111,600	111,600	0	0
SYSTEM MANAGEMENT SOFTWARE, INC.	1,080	1,080	0	0
SYSTEMAX, INC.	15,702	164	15,538	0
SYSTEMS CENTER, INC.	6,300	6,300	0	0
SYSTEMS CONTROL SPECIALIST, INC.	7,500	7,500	0	0
SYSTEMS DESIGN GROUP	45,000	45,000	0	0

Supplier Name	Total \$	SNL/NM \$	SNL/CA \$	NM \$
SYSTEMS EFFECTIVENESS ASSOC., INC.	145,000	145,000	0	0
SYSTEMS ENGINEERING & SERVICES	4,824	4,575	249	4,575
SYSTEMS INTEGRATION PLUS, INC.	444,208	444,208	0	0
SYSTEMS MANUFACTURING TECHNOLOGY, INC.	13,676	8,861	4,815	0
SYSTRAN CORP.	31,062	31,062	0	31,062
SYSTRON DONNER	4,440	4,440	0	0
T&D ENTERPRISES	3,160	3,160	0	0
T&M ENTERPRISES	13,400	13,400	0	0
T&M RESEARCH PRODUCTS	43,840	43,840	0	43,840
T/MAKER CO.	2,098	824	1,273	0
T3PLUS NETWORKING, INC.	89,460	89,460	0	0
TA INSTRUMENTS, INC.	184,059	184,059	0	0
TAB BUSINESS SYSTEMS, INC.	4,124	4,124	0	4,124
TAB MANUFACTURING, INC.	285,818	285,818	0	285,818
TAB PRODUCTS CO.	8,288	3,463	4,825	3,929
TABER INDUSTRIES	68,010	3,030	64,980	3,030
TABOR ELECTRONICS	5,195	5,195	0	4,645
TAD TECHNICAL SERVICES CORP.	255,189	0	255,189	0
TADPOLE TECHNOLOGIES	52,906	46,747	6,159	0
TADPOLE TECHNOLOGY, INC.	27,556	27,556	0	0
TALANDIC RESEARCH CORP.	109,539	0	109,539	0
TALARIS SYSTEMS, INC.	140,154	119,818	20,336	3,167
TALCO METALS	1,601	1,601	0	0
TALLEY ELECTRONICS CO.	2,916	2,916	0	0
TALON, INC.	2,028	2,028	0	0
TAM INTERNATIONAL	38,326	38,326	0	0
TAM, RICKY	34,085	0	34,085	0
TANDY CORP.	10,381	9,875	505	9,875
TANGENT COMPUTER, INC.	20,923	17,264	3,659	0
TANNER RESEARCH, INC.	25,739	25,739	0	0
TAP PLASTICS, INC.	1,181	0	1,181	0
TAPEMATION MACHINING, INC.	385,695	0	385,695	0
TARGET MATERIALS	1,585	1,585	0	0
TARGETRONIX CORP.	6,064	6,064	0	0
TARTAN	6,400	6,400	0	0
TATUM LABS, INC.	1,183	1,183	0	0
TATUM'S JANITORIAL SERVICE & SUPPLIES	45,000	0	45,000	0
TAVCO, INC.	27,924	27,924	0	0
TAYCAR ENTERPRISES	158,080	158,080	0	158,080
TAYLER PRODUCTS CORP.	4,820	0	4,820	0
TAYLOR MADE OFFICE SYSTEMS, INC.	134,709	0	134,709	0
TAYLOR, THOMAS & SONS, INC.	1,085	1,085	0	0
TC ENTERPRISES, INC.	19,362	19,362	0	19,362
TCI SOFTWARE RESEARCH, INC.	1,571	1,571	0	1,571
TCI, INC.	231,810	231,810	0	231,810
TDP COMPUTER SYSTEMS, INC.	7,665	0	7,665	0
TEAC CORP. OF AMERICA	20,271	20,271	0	0
TEAL ELECTRONICS CORP.	3,195	3,195	0	3,195
TEAM CORP.	24,780	24,780	0	0
TEAM SPECIALTY PRODUCTS CORP.	786,880	786,880	0	786,880
TEAM VISIONICS	1,495	1,495	0	0
TECH REPS, INC.	6,847,138	6,847,138	0	6,847,138
TECH SALES, INC.	7,127	7,127	0	0
TECHNADYNE ENGINEERING CONSULTANTS, INC.	1,214,502	1,214,502	0	1,214,502
TECHNETICS CORP.	12,000	0	12,000	0
TECHNI SOURCE	1,198	1,198	0	0
TECHNIC COMPUTER SERVICE CORP.	10,272	0	10,272	0

Supplier Name	Total \$	SNL/NM \$	SNL/CA \$	NM \$
TECHNICA USA	4,052	0	4,052	0
TECHNICAL COMPUTER GRAPHICS	34,700	34,700	0	0
TECHNICAL CONSULTANTS, INC.	4,600	4,600	0	0
TECHNICAL ENTERPRISES & ASSOCIATES, INC.	382,000	382,000	0	382,000
TECHNICAL GLASS PRODUCTS, INC.	8,563	8,563	0	0
TECHNICAL HEATERS, INC.	1,876	761	1,115	0
TECHNICAL INSTRUMENT CO.	9,948	0	9,948	0
TECHNICAL MANUFACTURING CORP.	48,855	47,290	1,565	0
TECHNICAL MARKETING MFG., INC.	17,767	17,767	0	15,632
TECHNICAL MEASUREMENTS, INC.	4,500	4,500	0	0
TECHNICAL RESOURCES INSTITUTE	10,000	10,000	0	0
TECHNICAL SAFETY SERVICES, INC.	4,000	0	4,000	0
TECHNICAL SERVICES ASSOCIATES	4,600	4,600	0	0
TECHNICAL SPECIALTIES & SERVICES CO.	3,260	3,260	0	0
TECHNICAL SUPPORT CORP.	225,520	225,520	0	225,520
TECHNICAL WIRE PRODUCTS, INC.	5,032	5,032	0	0
TECHNICOMP	4,160	4,160	0	0
TECHNICS DEVELOPMENT CORP.	143,998	143,998	0	0
TECHNICS, INC.	4,150	4,150	0	0
TECHNIPURE, INC.	196,030	196,030	0	196,030
TECHNI-QUIP CORP.	4,768	4,768	0	0
TECHNI-TOOL, INC.	14,280	5,618	8,662	0
TECHNITROL, INC.	8,963	5,677	3,287	1,919
TECHNOLOGIC SYSTEMS	1,720	1,150	570	0
TECHNOLOGY ASSOCIATES	1,610	1,610	0	0
TECHNOLOGY EXCHANGE CO.	12,850	12,850	0	0
TECHNOLOGY INTERCHANGE GROUP	1,200	300	900	0
TECHNOLOGY PROSPECTS, INC.	79,995	79,995	0	0
TECHNOLOGY SYMPOSIUM	5,800	5,800	0	0
TECHNOLOGY WORKS	16,035	8,409	7,626	0
TECHNOMIC PUBLISHING CO., INC.	2,378	375	2,003	0
TECHWARE SYSTEMS CORP.	1,950	1,950	0	0
TECOM INDUSTRIES, INC.	321,109	321,109	0	0
TEE TOOL, INC.	6,300	6,300	0	0
TEGAL SCIENTIFIC, INC.	12,329	12,329	0	0
TEGAM, INC.	4,356	4,356	0	36
TEI ENGINEERED PRODUCTS, INC.	41,027	41,027	0	0
TEK TEMP	4,230	4,230	0	0
TEKELEC	107,630	50,290	57,340	0
TEKGRAF, INC.	8,399	8,399	0	0
TEKMAR CO.	11,666	9,920	1,746	0
TEKNOR MICROSYSTEMS, INC.	3,122	3,122	0	0
TEKTRONIX, INC.	4,904,243	4,554,897	349,346	3,658,815
TEL-A-TRAIN, INC.	1,393	1,393	0	0
TELCO ELECTRIC, INC.	10,783	10,783	0	10,783
TELEBEEPER OF NEW MEXICO	1,270	1,270	0	1,270
TELEBIT	1,502	265	1,237	0
TELEBYTE TECHNOLOGY, INC.	3,635	3,635	0	0
TELECOM DEVICES CORP.	21,087	21,087	0	0
TELECOMMUNICATIONS TECHNIQUES	143,135	99,925	43,210	94,300
TELEDYNE ANALYTICAL INSTRUMENTS	23,300	22,750	550	22,530
TELEDYNE CAE	60,000	60,000	0	0
TELEDYNE GEOTECH	297,666	297,666	0	0
TELEDYNE INDUSTRIES, INC.	15,572	15,572	0	0
TELEDYNE, INC.	16,747	9,422	7,325	9,122
TELEGENIX/GRIM COPR	18,000	18,000	0	0
TELEMETRICS, INC.	21,285	21,285	0	0
TELENEX CORP.	18,731	18,731	0	0
TELEPHONE MAN, THE	1,519	1,519	0	1,519

Supplier Name	Total \$	SNL/NM \$	SNL/CA \$	NM \$
TELESENSORY SYSTEMS INC.	1,495	1,495	0	0
TELESERVICES	1,290	1,290	0	1,290
TELESIS HIGH VACUUM	61,125	61,125	0	0
TELESYSTEMS SLW	44,310	44,310	0	0
TELOGY	5,400	5,400	0	0
TELOSENSE	8,794	8,794	0	0
TELSOR CORP.	4,860	4,860	0	0
TELXON CORP.	7,010	7,010	0	0
TEMCO, INC.	58,000	58,000	0	0
TEMPCO, INC.	20,135	20,135	0	0
TEMPE INDUSTRIAL SUPPLY CO.	29,876	29,876	0	0
TEMPERATURE CONTROL, INC.	403,814	403,814	0	403,814
TEMPEST TECHNICAL SERVICE	5,000	5,000	0	5,000
TEMPLE ASSOCIATES	3,338	0	3,338	0
TEMPRESKO, INC.	23,130	0	23,130	0
TEMPRESS CORP.	2,432	2,432	0	0
TEMPTRONIC CORP.	46,948	46,948	0	0
TENCOR INSTRUMENTS	301,578	301,578	0	3,196
TENNEY ENGINEERING, INC.	13,965	13,965	0	0
TENSION MEMBER TECHNOLOGY	150,000	150,000	0	0
TERA-LITE, INC.	17,908	17,908	0	0
TERAMETRIX SYSTEMS INTERNATIONAL	69,450	69,450	0	69,450
TERRA IMAGING	3,495	3,495	0	3,495
TESCOM CORP.	1,923	0	1,923	0
TESSCO, INC.	39,151	39,151	0	0
TESTECH	2,430	450	1,980	0
TEXAS A&M RESEARCH FOUNDATION	175,329	175,329	0	0
TEXAS FULLERENES CORP.	29,099	29,099	0	0
TEXAS INSTRUMENTS ENTERPRISES	18,360	18,360	0	0
TEXAS INSTRUMENTS, INC.	583,288	580,998	2,289	49,800
TEXAS MICROSYSTEMS, INC.	17,490	17,490	0	17,490
TEXAS PROCESS	4,838	4,838	0	0
TEXAS REBUILD	2,685	2,685	0	0
TEXAS SOLAR ENERGY SOCIETY, INC.	6,000	6,000	0	0
TEXAS SOUTHERN UNIVERSITY	29,304	29,304	0	0
TEXAS TECH UNIVERSITY	26,828	26,828	0	0
TEXCAN CABLES, INC.	1,974	1,974	0	0
TEXTILE SUPPLY, INC.	3,879	3,879	0	0
TEXTRON DEFENSE SYSTEMS	121,891	121,891	0	0
TEXTRON, INC.	3,130	3,000	130	0
TEXWIPE CO.	6,943	363	6,580	0
TFI TELEMAR	114,925	114,925	0	0
TGM DETECTORS, INC.	8,700	8,700	0	0
TGV	4,287	4,287	0	0
THAUMATURGY SOFTWARE, INC.	30,735	30,735	0	0
THECO	4,934	4,934	0	4,934
THEOFANOUS, T. G. & CO., INC.	20,000	20,000	0	0
THERMA CAL	2,450	2,450	0	0
THERMACORE, INC.	7,495	7,495	0	0
THERMAL TECHNOLOGY, INC.	15,551	3,780	11,771	0
THERMA-WAVE, INC.	7,500	7,500	0	0
THERMCO SYSTEMS, INC.	1,056	1,056	0	0
THERMIONICS LABORATORY, INC.	158,073	119,246	38,827	0
THERMIONICS NORTHWEST, INC.	71,704	60,860	10,844	0
THERMO ELECTRIC CORP.	6,336	6,336	0	5,986
THERMO ELECTRON CORP.	858,647	858,647	0	845,547
THERMO JARRELL-ASH CORP.	13,034	13,034	0	0
THERMOGAGE, INC.	1,950	1,950	0	0
THERMOMETRICS, INC.	2,547	2,547	0	0

Supplier Name	Total \$	SNL/NM \$	SNL/CA \$	NM \$
THERMONETICS, CORP.	6,600	6,600	0	0
THERMONICS	33,168	33,168	0	0
THERMOTRON INDUSTRIES, INC.	53,281	51,535	1,746	0
THERMX	11,086	0	11,086	0
THETA INDUSTRIES, INC.	1,627	1,627	0	0
THETA PLATE	7,030	7,030	0	7,030
THIEM INDUSTRIES, INC.	3,244,492	3,244,492	0	0
THIN FILM CENTER	4,995	4,995	0	0
THIN FILM ENGINEERING	2,000	2,000	0	0
THIN FILMS SYSTEMS TECHNOLOGIES	9,600	9,600	0	9,600
THINKING MACHINES CORP.	276,932	276,932	0	276,932
THIOKOL CORP.	66,705	9,872	56,833	0
THIRD WAVE COMPUTING	8,460	8,460	0	0
30 SECOND STREET	4,500	4,500	0	4,500
THOMAS SCIENTIFIC	1,717	989	728	0
THOMPSON FLOORS AND INTERIORS	3,095	0	3,095	0
THOMPSON LIGHTNING PROTECTION	6,142	0	6,142	0
THOMPSON MACHINE	61,075	61,075	0	61,075
THOMPSON, JOHN T. & ASSOCIATES	5,000	0	5,000	0
THOMSON PUBLISHING CORP.	1,876	1,876	0	0
THOMSON-ICS CORP.	96,400	96,400	0	0
THOMSON-SAGINAW BALL SCREW CO.	13,900	13,900	0	0
THOMSON, GEO. S. CO. OF NEW MEXICO	87,031	87,031	0	87,031
THOMS, ROBERT L.	41,048	41,048	0	0
THOR COMPUTERS, LTD.	597,374	597,374	0	597,374
THORLABS, INC.	55,980	43,601	12,380	0
THORN EMI ELECTRON TUBES, INC.	3,649	2,431	1,218	0
THORNTON, DR. JUDITH	10,000	10,000	0	0
THORSON ENGINEERING CO.	1,795	1,795	0	0
3DBM, INC.	24,000	24,000	0	0
3D SYSTEMS	67,144	55,069	12,075	0
3-D VISIONS	9,219	7,734	1,485	0
3-6 COMPUTERS	1,125	1,125	0	0
THT SALES CO.	36,016	36,016	0	36,016
THUNDERBIRD FIRE EQUIPMENT CORP.	21,097	21,097	0	21,018
THYSSEN-BORNEMISZA, INC.	279,501	279,501	0	0
TIFFANY STAND & FURNITURE CO.	12,864	12,864	0	12,864
TIGER MEDIA	1,925	1,925	0	0
TIGER SOFTWARE, INC.	6,213	4,156	2,057	0
TILLS, JACK & ASSOCIATES, INC.	362,000	362,000	0	362,000
TIME EQUIPMENT CO.	13,065	13,065	0	13,065
TIME MANAGEMENT SYSTEMS, INC.	1,594	1,594	0	1,594
TIME MOTION TOOLS	1,146	1,024	122	0
TIMESAVERS	2,400	2,400	0	0
TIMESAVER/DOALL DENVER	65,625	65,625	0	0
TIMEWORKS, INC.	1,752	1,752	0	0
TINGLEY RUBBER CORP.	1,276	1,276	0	0
TINSLEY-AZTEC	5,790	5,790	0	0
TITAN CORP.	403,559	403,559	0	119,995
TITAN RUBBER & SUPPLY CO., INC.	1,339	0	1,339	0
TIW FABRICATION & MACHINING, INC.	131,846	131,846	0	131,846
TJ SALES	3,000	0	3,000	0
TM ANALYTIC, INC.	2,005	2,005	0	0
T-M VACUUM PRODUCTS	10,340	0	10,340	0
TMA TECHNOLOGIES, INC.	44,265	44,265	0	0
TMA, INC.	40,807	40,807	0	40,807
TMA/EBERLINE	7,710	7,710	0	7,710
TMC-MICRO-G	4,990	4,990	0	0
TMI	9,846	9,846	0	9,846

Supplier Name	Total \$	SNL/NM \$	SNL/CA \$	NM \$
TMK & CO.	3,450	3,450	0	0
TN WARE	7,000	0	7,000	0
TOBUL ACCUMULATOR, INC.	2,708	0	2,708	0
TOLAN, TERRY L.	8,000	8,000	0	0
TOLERANCE MASTERS, INC.	11,845	11,845	0	0
TOLTEC SCREEN PRINT	1,630	1,630	0	1,630
TOMASZAK & WADE	1,359	0	1,359	0
TOOL GUYS, THE	2,650	0	2,650	0
TOP TO BOTTOM VENTILATION CLEANING CO.	7,000	7,000	0	7,000
TOPLINE COMPONENTS	2,253	2,253	0	0
TOPPER TOWN	1,109	1,109	0	1,109
TOPSIL SEMICONDUCTOR MATERIALS	14,780	14,780	0	0
TORCO & ASSOCIATES	409,821	409,821	0	409,821
TORQUE & TENSION EQUIPMENT COMPANY	2,745	0	2,745	0
TORR TECHNOLOGIES	1,859	0	1,859	0
TORRES ELECTRICAL SUPPLY CO., INC.	76,316	76,316	0	0
TOSHIBA AMERICA, INC.	3,826	3,826	0	0
TOSOH SMD, INC.	5,250	5,250	0	0
TOTAL POWER INTERNATIONAL, INC.	1,539	1,539	0	0
TOTAL TEC SYSTEMS	2,500	2,500	0	0
TOUCH TECHNOLOGIES, INC.	2,550	2,550	0	0
TOUGHCOM, INC.	5,030	0	5,030	0
TOWER COMPUTER	1,095	0	1,095	0
TOWER SYSTEMS, INC.	69,582	69,582	0	0
TOWERS, PERRIN, FORSTER & CROSBY	133,000	133,000	0	0
TOWNE LABORATORIES, INC.	8,989	8,989	0	0
TOYOCOM USA, INC.	1,512	1,512	0	0
TP PUMP & PIPE CO.	54,590	54,590	0	54,590
TPG/LEARNING SYSTEMS	218,580	0	218,580	0
TRACE MOUNTAIN	12,600	12,600	0	0
TRACEWELL ENCLOSURES, INC.	106,772	106,772	0	0
TRACK ANALYSIS SYSTEMS, LTD.	2,238	2,238	0	0
TRA-CON, INC.	5,014	5,014	0	0
TRACOR AEROSPACE, INC.	1,368,146	1,368,146	0	0
TRACY SUDS LAUNDROMAT	3,000	0	3,000	0
TRAINING SOLUTIONS	223,605	223,605	0	0
TRAK ENGINEERING	6,075	6,075	0	0
TRAK MICROWAVE CORP.	18,090	18,090	0	720
TRANSCO PRODUCTS, INC.	2,000	0	2,000	0
TRANSDUCER TECHNIQUES	1,450	1,450	0	0
TRANSERA/HTB INTERNATIONAL	5,775	4,850	925	0
TRANSISTOR DEVICES, INC.	219,158	219,158	0	0
TRANSITIONAL TECHNOLOGY, INC.	25,066	25,066	0	0
TRANSPAC COMPUTER, INC.	16,450	0	16,450	0
TRANSPACIFIC TECHNOLOGY CORP.	5,448	5,448	0	0
TRANSTECH PARALLEL SYSTEMS	1,950	1,950	0	0
TRANSTECHNOLOGY CORP.	23,669	23,669	0	0
TRANSTECHNOLOGY ELECTRONICS	1,650	1,650	0	0
TRANS-TECH, INC.	3,068	3,068	0	3,068
TRANS-TEK, INC.	8,010	4,020	3,990	0
TRANSWITCH	11,230	11,230	0	0
TRANTER, INC.	13,380	13,380	0	0
TRAQUAIR DATA SYSTEMS	30,200	0	30,200	0
TREBOR, INC.	12,792	12,792	0	5,880
TREK, INC.	23,700	18,635	5,065	6,995
TRELLIS SOFTWARE & CONTROLS, INC.	26,000	26,000	0	0
TREMBLY ASSOCIATES, INC.	2,240	2,240	0	2,240
TREMETRICS, INC.	7,238	7,238	0	0
TREND CIRCUITS	8,952	8,952	0	0

Supplier Name	Total \$	SNL/NM \$	SNL/CA \$	NM \$
TRI RESEARCH, INC.	6,790	6,790	0	0
TRI TECH MACHINE TOOL CO.	9,326	9,326	0	9,326
TRI VALLEY FIRE EXTINGUISHER SERVICE CO.	25,000	0	25,000	0
TRIAD MACHINE TOOL CO.	55,074	55,074	0	0
TRIANGLE PAVING CO., INC.	151,496	151,496	0	151,496
TRICO ELECTRIC	10,000	10,000	0	0
TRI-CORP ENTERPRISES	6,457	6,457	0	6,457
TRIDAIR	16,619	0	16,619	0
TRIDECS CORP.	9,722	0	9,722	0
TRI-ELECTRIC SUPPLY, INC.	2,241	2,241	0	0
TRI-EX TOWER CORP.	2,989	2,989	0	0
TRI-GAS, INC.	1,268,484	1,268,484	0	1,268,484
TRILITHIC	12,560	12,560	0	0
TRIMARCHI, INC.	6,600	6,600	0	0
TRIMBLE NAVIGATION	43,541	43,541	0	0
TRIMETRIX, INC.	4,076	4,076	0	0
TRINITY CONSULTANTS, INC.	2,817	2,817	0	0
TRINITY INDUSTRIES	4,750	4,750	0	0
TRI-PLEX SYSTEMS CORP.	20,000	20,000	0	0
TRIQUINT SEMICONDUCTOR, INC.	57,236	57,236	0	16,116
TRISTAR COMPUTERS	32,568	32,568	0	0
TRI-STATE COMPUTER	15,318	15,318	0	0
TRITON SYSTEMS, INC.	1,590	1,590	0	0
TRI-VALLEY OFFICE MACHINES	11,690	0	11,690	0
TROMPETER ELECTRONICS, INC.	43,068	38,124	4,944	35,244
TROXELL COMMUNICATIONS, INC.	217,911	206,429	11,482	204,253
TROXLER ELECTRONICS LABORATORIES, INC.	34,092	34,092	0	0
TRUCK DEALERS EQUIPMENT CO.	33,286	33,286	0	33,286
TRUCKS UNIQUE, INC.	2,078	2,078	0	2,078
TRUETIME, INC.	21,584	21,584	0	0
TRUJILLO, A. T., INC.	6,045,261	6,045,171	90	6,045,261
TRUMPF, INC.	23,995	23,995	0	0
TRUSTED SYSTEMS, INC.	12,314	12,314	0	0
TRW NELSON STUD WELD	5,157	0	5,157	0
TRW, INC.	256,398	256,398	0	0
TSA SYSTEMS, LTD.	131,064	131,064	0	0
TSI, INC.	19,816	18,095	1,721	0
TSUI, PROF. DAN	15,000	15,000	0	0
TTE, INC.	1,185	1,185	0	0
TTI, INC.	31,660	28,443	3,217	0
TUALITIN VALLEY FIRE & RESCUE	3,590	3,590	0	0
TUBESALES	28,922	10,673	18,249	0
TUCKER ELECTRONICS CO.	9,305	9,305	0	0
TUCSON CUSTOM MOLDING	9,025	9,025	0	0
TUDOR, CHARLES CP-P/MH	4,250	4,250	0	0
TURF & INDUSTRIAL EQUIPMENT	72,883	0	72,883	0
TURTLE MOUNTAIN INDIAN CHEM. & SUPPLY CO.	5,457	5,457	0	5,457
TUSAR	35,252	35,252	0	0
TUSCARORA PLASTICS	21,250	21,250	0	21,250
TUSONIX, INC.	1,000	1,000	0	0
TUSTIN TECHNICAL INSTITUTE	1,178	0	1,178	0
20TH CENTURY PLASTICS, INC.	4,939	4,500	439	0
2500 AD SOFTWARE	1,600	1,600	0	0
TWIN CITY INTERNATIONAL, INC.	1,135	1,135	0	0
II MORROW, INC.	1,607	1,607	0	0
II-VI, INC.	32,433	28,965	3,468	0
TWO-WAY COMMUNICATIONS	4,206	4,206	0	0

Supplier Name	Total \$	SNL/NM \$	SNL/CA \$	NM \$
TYDEMAN MACHINE WORKS, INC.	32,639	0	32,639	0
TYLAN GENERAL	38,483	30,008	8,475	0
TYMLABS CORP.	3,159	3,159	0	0
UARCO, INC.	29,674	29,674	0	29,674
U-C COMPONENTS, INC.	1,076	835	241	0
UDT INSTRUMENTS	2,745	2,745	0	0
UDT SENSORS, INC.	25,161	24,981	180	310
UE SYSTEMS	3,934	3,934	0	0
UES, INC.	21,600	21,600	0	0
ULIBARRI CONSTRUCTION	56,658	56,658	0	56,658
ULTIMATE HYDROFORMING CORP.	41,800	41,800	0	0
ULTRA MACHINE TOOL	1,158	1,158	0	1,158
ULTRA NETWORK TECHNOLOGIES	60,960	60,960	0	30,000
ULTRAPURE SYSTEMS, INC.	1,045	1,045	0	0
ULTRATECH STEPPER, INC.	2,515	2,515	0	0
UNDER SEA GRAPHICS, INC.	3,700	3,700	0	0
UNHOLTZ-DICKIE CORP.	111,030	110,842	188	0
UNICEL CORP.	6,486	6,486	0	0
UNICOM SYSTEMS, INC.	2,130	2,130	0	0
UNIDYNAMICS/PHOENIX, INC.	993,577	862,708	130,869	0
UNIFET, INC.	1,776	1,776	0	0
UNIFILM TECHNOLOGY	3,210	3,210	0	0
UNI-FIT	1,130	1,130	0	0
UNILEVER	100,000	0	100,000	0
UNIMIN QUARTZ OPERATIONS	7,416	7,416	0	0
UNION CARBIDE COATINGS SERVICE	15,035	15,035	0	0
UNION CARBIDE CORP.	20,301	20,301	0	0
UNION PROCESS	111,449	111,449	0	0
UNION PUMP CO.	5,550	5,550	0	0
UNIPAGE, INC.	4,100	4,100	0	0
UNIPHASE CORP.	3,034	3,034	0	0
UNIPRESS SOFTWARE, INC.	4,580	4,580	0	0
UNIQUE SERVICES CO.	55,550	55,550	0	55,550
UNIQUE WIRE WEAVING CO., INC.	25,265	25,265	0	0
UNIROYAL, INC.	1,167	1,167	0	0
UNISIL CORP.	20,259	20,259	0	0
UNISOURCE CORP.	37,449	0	37,449	0
UNISTRUT-NEW MEXICO	50,382	50,382	0	50,382
UNISTRUT-NORTHERN CALIFORNIA	11,490	0	11,490	0
UNISUN PERIPHERALS	1,320	1,320	0	0
UNISYS GOVERNMENT SYSTEMS, INC.	968,660	968,660	0	0
UNIT INSTRUMENTS, INC.	47,325	47,325	0	0
UNITA BUSINESS SYSTEMS	5,203	5,203	0	0
UNITED CALIBRATION CORP.	15,200	0	15,200	0
UNITED COMMUNICATIONS GROUP - PERISCOPE	2,845	2,845	0	0
UNITED ELECTRONIC INDUSTRIES	2,126	2,126	0	2,126
UNITED ENERGY SERVICES CORP.	2,070,473	1,820,473	250,000	415,995
UNITED EXPORTERS CO.	1,550	1,550	0	0
UNITED FOAM PLASTICS	1,094	1,094	0	0
UNITED MARINE ELECTRONICS & CO.	7,500	7,500	0	0
UNITED MCGILL CORP.	4,559	0	4,559	0
UNITED MINERAL CHEMICAL CORP.	13,735	13,735	0	0
UNITED OFFSET SUPPLY CO.	39,368	39,368	0	39,368
UNITED PIPELINE PRODUCTS, INC.	2,675	2,675	0	0
UNITED SCIENTIFIC, INC.	55,000	55,000	0	55,000
UNITED STATES CRANE, INC.	3,570	3,570	0	0
UNITED STATES PLASTIC CORP.	2,046	552	1,495	0
UNITED STATES TESTING CO., INC.	2,700	2,700	0	0

Supplier Name	Total \$	SNL/NM \$	SNL/CA \$	NM \$
UNITED STEEL CORP.	2,004	2,004	0	0
UNITED TECHNOLOGIES CORP.	11,366,589	11,366,589	0	0
UNITED TECHNOLOGIES MICROELECTRONICS CENTER	1,288,360	1,280,160	8,200	1,280,160
UNITED TECHNOLOGIES OPTICAL SYSTEMS, INC.	40,000	40,000	0	0
UNITED TITANIUM	5,949	5,949	0	0
UNIVERSITY OF MISSISSIPPI, THE	89,419	89,419	0	0
UNIVERSAL CONSTRUCTORS, INC.	47,254	47,254	0	47,254
UNIVERSAL DATA SYSTEMS, INC.	10,625	10,625	0	0
UNIVERSAL ENERGY PRODUCTS, INC.	22,491	22,491	0	0
UNIVERSAL FIBER OPTICS, INC.	6,475	6,475	0	0
UNIVERSAL FILTERS, INC.	2,135	2,135	0	0
UNIVERSAL METAL SPINNING CO., INC.	5,223	5,223	0	5,223
UNIVERSAL PLASTICS	114,941	114,941	0	0
UNIVERSAL PROCUREMENT, INC.	21,645	21,645	0	0
UNIVERSAL SEMICONDUCTOR, INC.	15,500	0	15,500	0
UNIVERSAL SHIELDING CORP.	2,947	2,947	0	0
UNIVERSAL SPECIALTIES, INC.	1,126	0	1,126	0
UNIVERSAL TECHNICAL SYSTEMS, INC.	1,392	1,392	0	0
UNIVERSAL TECHNOLOGY, INC.	2,500	2,500	0	0
UNIVERSAL TOOL SERVICE	1,903	0	1,903	0
UNIVERSAL VOLTRONICS CORP.	31,929	31,929	0	0
UNIVERSITY ART CENTER	1,480	0	1,480	0
UNIVERSITY ASSOCIATES CONSULTING & TRAINING SERVICES	43,575	43,575	0	0
UNIVERSITY MICROFILMS INTERNATIONAL	11,522	0	11,522	0
UNIVERSITY OF ALABAMA AT BIRMINGHAM, THE	9,200	9,200	0	0
UNIVERSITY OF ALASKA	181,833	181,833	0	0
UNIVERSITY OF ARIZONA	220,477	220,477	0	0
UNIVERSITY OF CALIFORNIA	503,513	351,758	151,755	0
UNIVERSITY OF CENTRAL FLORIDA	394,585	394,585	0	0
UNIVERSITY OF CINCINNATI	141,255	79,889	61,366	0
UNIVERSITY OF COLORADO	80,240	80,240	0	0
UNIVERSITY OF DAYTON	185,681	185,681	0	0
UNIVERSITY OF DENVER	49,920	49,920	0	0
UNIVERSITY OF FLORIDA	25,964	25,964	0	0
UNIVERSITY OF GEORGIA	8,096	3,097	4,999	0
UNIVERSITY OF HAWAII	301,609	301,609	0	0
UNIVERSITY OF HOUSTON	15,000	15,000	0	0
UNIVERSITY OF IDAHO	14,988	14,988	0	0
UNIVERSITY OF ILLINOIS	217,297	217,297	0	0
UNIVERSITY OF KANSAS	25,324	25,324	0	0
UNIVERSITY OF MARYLAND FOUNDATION	3,500	3,500	0	0
UNIVERSITY OF MICHIGAN	87,599	87,599	0	0
UNIVERSITY OF MINNESOTA	8,900	7,300	1,600	0
UNIVERSITY OF MISSOURI	43,990	43,990	0	0
UNIVERSITY OF NEVADA RENO	20,000	20,000	0	0
UNIVERSITY OF NEW CASTLE UPON TYNE	10,000	10,000	0	0
UNIVERSITY OF NEW MEXICO	5,634,272	5,560,889	73,383	5,634,272
UNIVERSITY OF NEW SOUTH WALES, THE	300,372	300,372	0	0
UNIVERSITY OF NORTH TEXAS	2,000	2,000	0	0
UNIVERSITY OF PITTSBURGH	108,496	108,496	0	0
UNIVERSITY OF ROCHESTER	37,996	37,996	0	0
UNIVERSITY OF SOUTH CAROLINA	32,200	32,200	0	0
UNIVERSITY OF SOUTH FLORIDA	30,600	30,000	600	0
UNIVERSITY OF SOUTHERN CALIFORNIA	18,080	18,000	80	0
UNIVERSITY OF STRATHCLYDE	13,800	13,800	0	0

Supplier Name	Total \$	SNL/NM \$	SNL/CA \$	NM \$
UNIVERSITY OF TENNESSEE	309,575	309,575	0	0
UNIVERSITY OF TEXAS	106,732	106,732	0	0
UNIVERSITY OF TEXAS AT AUSTIN	20,000	20,000	0	0
UNIVERSITY OF TEXAS AT DALLAS	39,903	39,903	0	0
UNIVERSITY OF UTAH	201,000	201,000	0	0
UNIVERSITY OF VIRGINIA	5,000	5,000	0	0
UNIVERSITY OF WASHINGTON	68,445	14,964	53,481	0
UNIVERSITY OF WISCONSIN	510,491	510,491	0	0
UNIVERSITY OF WYOMING	6,334	6,334	0	0
UNIX CENTRAL	4,803	3,110	1,693	0
UNLIMITED SYSTEM SOLUTIONS	12,139	12,139	0	12,139
UNSIL CORP.	1,950	1,950	0	0
US CONTAINER CORP.	1,253	0	1,253	0
US DATA CORP.	24,351	24,351	0	0
US DEPARTMENT OF INTERIOR	19,798	19,798	0	0
US DESIGN CORP.	9,895	9,895	0	0
US ELEVATOR CORP.	70,310	70,310	0	70,310
US FILTER	4,520	4,520	0	0
US LASER CORP.	112,486	112,486	0	0
US RESISTOR, INC.	1,780	1,780	0	0
US ROBOTICS	1,060	1,060	0	0
US STONWARE CORP.	1,328	1,328	0	0
US THIN FILM PRODUCTS, INC.	9,185	9,185	0	0
US WEST CELLULAR, INC.	270,236	270,236	0	270,236
US WEST COMMUNICATIONS FEDERAL SERVICES, INC.	1,656,428	1,656,428	0	128
US WEST PAGING OF NEW MEXICO, INC.	10,136	10,136	0	10,136
US WEST SERVICES	3,879	3,879	0	3,879
USER SYSTEMS, INC.	30,500	30,500	0	0
USHIO AMERICA, INC.	16,112	16,112	0	0
USM DISTRIBUTORS	5,260	750	4,510	0
USNER, INC.	6,440	6,440	0	6,440
USUND	7,900	7,900	0	0
US, INC.	34,612	31,850	2,762	0
UTI INSTRUMENTS CO.	13,040	11,465	1,575	0
UTILITY POWER GROUP	1,600	0	1,600	0
UV PROCESS SUPPLY, INC.	10,337	8,695	1,642	0
UVOCS, INC.	6,100	6,100	0	0
VACHON, W. A. & ASSOC., INC.	133,631	133,631	0	0
VACUUM BARRIER SYSTEMS	44,039	42,285	1,754	0
VACUUM DEPOSITING, INC.	1,100	0	1,100	0
VACUUM INSTRUMENT CORP.	3,782	3,782	0	0
VACUUM METALIZING, INC.	1,000	1,000	0	0
VACUUM SERVICES CENTER	2,980	2,980	0	2,980
VACUUM TECHNOLOGY, INC.	40,925	32,060	8,865	0
VACUUM/ATMOSPHERES CO.	63,457	60,812	2,645	0
VALCO INSTRUMENTS	10,015	10,015	0	0
VAL-COMM, INC.	448,683	448,683	0	448,683
VALCOM/DPE	124,527	124,527	0	124,527
VALHALLA SCIENTIFIC, INC.	6,605	6,605	0	4,685
VALIDYNE ENGINEERING CORP.	11,368	11,128	240	0
VALIN CORP.	19,849	0	19,849	0
VALLEN SAFETY SUPPLY CO.	879,601	871,550	8,051	800,364
VALLEY COMMUNICATIONS	5,475	0	5,475	0
VALLEY FIRE PROTECTION, INC.	43,302	43,302	0	43,302
VALLEY MACHINE SHOP	56,154	0	56,154	0
VALLEY MEMORIAL HOSPITAL	30,150	0	30,150	0
VALLEY METALS, INC.	6,200	6,200	0	0
VALLEY SUPPLY CO., INC.	1,481	1,481	0	0

Supplier Name	Total \$	SNL/NM \$	SNL/CA \$	NM \$
VALLEY TOOL & SUPPLY CO.	1,795	0	1,795	0
VALLEY WELDERS SUPPLY CO.	14,338	13,258	1,080	13,258
VALPEY-FISHER CORP.	1,722	1,722	0	695
VALYN INTERNATIONAL	11,645	11,645	0	11,645
VAN KEUREN CO., THE	2,019	2,019	0	0
VAN METER, STEVEN D.	26,300	0	26,300	0
VAN RAVENSWAAY, EILEEN	10,000	10,000	0	0
VAN WATERS & ROGERS	9,366	9,366	0	9,366
VANADIUM-PACIFIC STEEL CO.	84,873	0	84,873	0
VANDETTI, SHERON ANN	18,481	18,481	0	18,481
VANGUARD ELECTRONICS CO., INC.	125,791	125,791	0	0
VANZETTI SYSTEMS, INC.	10,860	10,860	0	0
VAPOR TECHNOLOGY	2,800	0	2,800	0
VARFLEX CORP.	7,392	7,392	0	0
VARIAN ASSOCIATES, INC.	686,652	442,795	243,858	0
VARITYPER	1,956	1,956	0	0
VARO, INC.	57,626	57,626	0	0
VAT, INC.	44,274	36,179	8,095	0
VAUGHN STORAGE SYSTEMS CO.	5,413	5,413	0	4,315
V-COM ENTERPRISES, INC.	4,280	4,280	0	0
VECTOR DISTRIBUTING	3,132	3,132	0	0
VECTOR ELECTRONIC CO., INC.	33,290	33,290	0	3,422
VECTRON LABORATORIES, INC.	30,402	30,402	0	20,214
VEDA SYSTEMS, INC.	370,297	363,597	6,700	0
VEECO INSTRUMENTS, INC.	20,895	20,895	0	0
VEGA	42,892	42,892	0	0
VEGA PRECISION LABORATORIES, INC.	87,900	87,900	0	0
VELCRO USA, INC.	2,495	2,495	0	0
VENABLE INDUSTRIES, INC.	9,090	9,090	0	0
VENKEL CORP.	1,300	1,300	0	0
VENTURA SOFTWARE, INC.	3,475	2,933	542	0
VERAC, INC.	506,362	506,362	0	124,999
VERDEYEN, J. T.	7,800	7,800	0	0
VERDIX CORP.	50,454	50,454	0	0
VERITY	24,965	24,965	0	0
VERMONT CREATIVE SOFTWARE	1,500	1,500	0	0
VERNITRON CORP.	3,360	3,360	0	0
VERNON, DR. R. J.	4,000	4,000	0	0
VERTEQ, INC.	40,744	40,744	0	0
VERTRANS	17,851	0	17,851	0
VESUVIUS MCDANEL CO.	5,014	4,805	209	0
VI CORP.	26,150	26,150	0	0
VIASOFT	27,470	27,470	0	0
VIATRAN CORP.	6,779	6,779	0	0
VICHEM CORP.	1,243	1,243	0	0
VICON INDUSTRIES, INC.	2,648	2,648	0	0
VICOR CORP.	71,551	71,004	547	3,320
VICTOR FLUID POWER, INC.	1,762	0	1,762	0
VICTOREEN, INC.	11,266	11,266	0	0
VIDARO CORP.	1,878	1,518	360	0
VID-COMM ENTERPRISES, INC.	1,000	1,000	0	0
VIDEO ARTS	3,637	2,982	655	0
VIDEO SECURITY DISTRIBUTORS	3,539	3,539	0	0
VIDEO TAPE IT	2,000	2,000	0	2,000
VIDEO TECHNICAL SERVICES, INC.	48,700	32,907	15,793	48,700
VIDEOMEDIA	117,654	0	117,654	0
VIDEOR TECHNICAL CORP.	6,058	6,058	0	6,058
VIEWLOGIC SYSTEMS, INC.	191,045	191,045	0	0
VIKING II, INC.	12,155	12,155	0	12,155

Supplier Name	Total \$	SNL/NM \$	SNL/CA \$	NM \$
VIKING INSTRUMENTS CORP.	27,081	27,081	0	0
VIKO TECHNOLOGY, INC.	13,350	13,350	0	0
VILLA TASSAJARA	8,977	0	8,977	0
VINCENT ASSOCIATES	6,240	5,590	650	0
VINDICATOR CORP.	25,743	25,743	0	0
VINSON SUPPLY CO.	18,355	18,355	0	18,355
VIP, INC.	2,539	0	2,539	0
VIRGA ENVIRONMENTAL SERVICES	400,000	400,000	0	0
VIRGINIA SEMICONDUCTOR	9,220	9,220	0	0
VIRTUAL INDUSTRIES, INC.	1,571	1,571	0	0
VIRTUS CORP.	1,000	1,000	0	0
VISHAY INTERTECHNOLOGY, INC.	2,050	0	2,050	0
VISHAY RESISTIVE SYSTEMS GROUP	9,052	9,052	0	0
VISION NETWORK	3,125	0	3,125	0
VISIX SOFTWARE, INC.	4,575	4,575	0	0
VISTA COLOR LAB, INC.	2,845	0	2,845	0
VISTA CONTROL SYSTEMS, INC.	28,035	28,035	0	28,035
VISUAL INSTRUMENTATION CORP.	1,656	1,656	0	0
VISUAL SOLUTIONS	1,824	1,824	0	0
VISUAL SYSTEMS-DESIGN & REPAIR	2,125	2,125	0	2,125
VISUALON, INC.	14,486	14,486	0	0
VISUCOM PRODUCTIONS, INC.	2,090	2,090	0	0
VITA	25,108	25,108	0	0
VITEC	3,995	3,995	0	0
VITESSE SEMICONDUCTOR CORP.	310,000	310,000	0	0
VITRAC, INC.	3,212	3,212	0	0
VIVIRAD-HIGH VOLTAGE CORP.	1,006	1,006	0	0
VJ TECHNOLOGIES, INC.	74,890	0	74,890	0
VLSI STANDARDS	7,735	7,735	0	0
VME MICROSYSTEMS INTERNATIONAL	26,041	26,041	0	0
VMI CORP.	28,412	28,412	0	28,412
VMI, INC.	33,666	0	33,666	0
VOEGTLY & WHITE	3,517	0	3,517	0
VOICE STRATEGIES	11,000	11,000	0	0
VOLSTRO MFG. CO.	4,160	4,160	0	0
VOLT INFORMATION SCIENCES	48,900	48,900	0	48,900
VOLT TEMPORARY SERVICES	37,500	0	37,500	0
VORTEC PRODUCTS CO.	1,717	1,385	332	0
VOSS ELECTRIC CO.	1,735	1,735	0	1,735
VOSS MATERIALS, INC.	1,250	0	1,250	0
VOSS SCIENTIFIC	4,950	4,950	0	4,950
VOSSLER & COMPANY	3,327	3,327	0	3,327
VSE CORP.	3,355	3,355	0	0
VST, INC.	1,573	0	1,573	0
VU-COLOR, INC.	4,220	3,725	495	0
VWR SCIENTIFIC, INC.	139,763	90,365	49,398	3,917
WABASH METAL PRODUCTS CO., INC.	1,754	1,754	0	0
WACKER SILTRONIC CORP.	3,950	3,950	0	0
WACOM, INC.	4,801	1,745	3,056	0
WAFERNET, INC.	1,000	1,000	0	0
WAGNER-SMITH CO., THE	2,500	2,500	0	0
WAHL INSTRUMENT CORP.	3,111	3,111	0	0
WAKASHAN TROPHIES & SPORTS	2,860	2,860	0	2,860
WALE APPARATUS CO.	3,242	2,911	331	0
WALKER ASSOCIATES	5,347	5,347	0	0
WALKER ELECTRONIC SUPPLY CO.	419,177	419,061	116	419,177
WALKER GEOPHYSICAL CO.	308,000	308,000	0	0
WALKER INTERACTIVE SYSTEMS	74,275	74,275	0	0
WALKER SCIENTIFIC, INC.	5,575	5,575	0	0

Supplier Name	Total \$	SNL/NM \$	SNL/CA \$	NM \$
WALKER, JOHN V.	80,743	80,743	0	80,743
WALKER, RICHER & QUINN, INC.	2,565	2,565	0	0
WALL INDUSTRIES, INC.	1,501	1,501	0	0
WALLACE CO.	7,113	7,113	0	7,113
WALLACE TECHNICAL CERAMICS	11,040	11,040	0	0
WALSH, TOM & ASSOCIATES	1,368	0	1,368	0
WALTERS PRECISION TOOL CO.	83,391	83,391	0	0
WANG LABORATORIES, INC.	35,397	35,397	0	35,397
WARD ELECTRONIC PACKAGING	3,032	0	3,032	0
WARD SCIENTIFIC	5,950	5,950	0	0
WARD, EDWARD B. & CO.	4,724	0	4,724	0
WAREHOUSE EQUIPMENT SUPPLY CO.	2,847	2,847	0	0
WARNER, PORTER INDUSTRIES	11,683	11,683	0	0
WASECA KUBOTA TRACTOR SALES	1,707	0	1,707	0
WASHINGTON INSTITUTE, INC., THE	776,000	776,000	0	0
WASHINGTON STATE UNIVERSITY	45,000	45,000	0	0
WASHINGTON UNIVERSITY	93,490	93,490	0	0
WASHINGTON, GEORGE UNIVERSITY, THE	13,600	13,600	0	0
WASTE CONTROL SYSTEMS, INC.	10,519	10,519	0	0
WASTREN, INC.	180,000	180,000	0	0
WATCOM	1,125	1,125	0	0
WATER DEVELOPMENT CORP.	34,850	34,850	0	0
WATERFORD GROUP, THE	25,825	0	25,825	0
WATKINS-JOHNSON CO., INC.	329,147	329,147	0	0
WAUGH CONTROLS CORP.	5,550	5,550	0	0
WAVE METRICS	2,371	1,146	1,225	0
WAVEFRONT TECHNOLOGIES, INC.	71,858	22,750	49,108	0
WAVELINE, INC.	6,630	6,630	0	0
WAVETEK CORPORATION	86,329	79,743	6,586	27,199
WAVETRONICS, INC.	2,934	2,934	0	2,934
WAXMAN INDUSTRIAL	1,380	1,380	0	0
WAXMAN, ROBERT, INC.	15,299	15,299	0	0
WEAR GUARD CORP.	4,732	0	4,732	0
WEATHERCRAFT CO.	18,381	18,381	0	18,381
WEAVER ELECTRIC CO.	5,200	5,200	0	0
WEBB CORPORATION, THE	1,836	1,836	0	0
WEBER INDUSTRIAL	1,355	0	1,355	0
WEBER METALS & SUPPLY CO.	18,056	18,056	0	0
WECO INDUSTRIES	5,194	0	5,194	0
WEDDING & ASSOCIATES	1,896	1,896	0	0
WEEMS PRINZ FRAMING	3,230	3,230	0	3,230
WEEMS, MARTHA SW, LTD.	1,000	1,000	0	1,000
WEIGH-TRONIX, INC.	7,136	7,136	0	0
WEINSCHL ASSOCIATES	9,104	9,104	0	0
WELCH VACUUM TECHNOLOGY	14,692	3,132	11,560	0
WELCH-ALLYN, INC.	2,500	2,500	0	0
WELCO ELECTRONICS, INC.	56,537	0	56,537	0
WELCOM SOFTWARE TECHNOLOGY	49,251	49,251	0	0
WELD COMPUTER CORP.	5,000	0	5,000	0
WELDLOGIC, INC.	8,540	0	8,540	0
WELDMATIC CORP.	16,346	16,346	0	0
WELLBORN PAINT MFG. CO.	120,798	120,745	53	120,798
WELLFLEET, INC.	1,800	1,800	0	0
WELLS FARGO SECURITY PRODUCTS	27,900	27,900	0	0
WENTWORTH LABORATORIES, INC.	124,969	124,969	0	0
WESCO AIRCRAFT	5,775	0	5,775	0
WESELOH, WAYNE CONSULTING	5,000	5,000	0	0
WESGO, INC.	21,158	20,547	611	0
WEST BOND, INC.	25,155	25,155	0	0

Supplier Name	Total \$	SNL/NM \$	SNL/CA \$	NM \$
WEST CENTRAL ELECTRIC COOP	9,008	9,008	0	0
WEST CHESTER STATE UNIVERSITY	80,000	80,000	0	0
WEST COAST ANALYTICAL	26,500	0	26,500	0
WEST COAST SOUND	8,955	8,955	0	8,955
WEST RIVER AUDIO VISUAL & COMPUTER CENTER	1,578	1,578	0	0
WESTBURNE SUPPLY, INC.	21,324	9,741	11,584	9,741
WESTERN ATLAS INTERNATIONAL	2,000	2,000	0	0
WESTERN COMMERCIAL SERVICES, INC.	1,716	387	1,329	0
WESTERN CONTROLS CO., INC.	60,921	60,921	0	60,921
WESTERN DATA CORP.	1,683	0	1,683	0
WESTERN DATAGRAPHS CORP.	1,683	0	1,683	0
WESTERN DATA, INC.	9,167	849	8,318	0
WESTERN DIVERSIFIED, INC.	1,074,660	1,074,660	0	1,074,660
WESTERN DRUMS, INC.	10,864	0	10,864	0
WESTERN ECONOMIC RESEARCH	1,100	1,100	0	0
WESTERN GLASS & PANELS, INC.	2,000	2,000	0	2,000
WESTERN GRAPHTEC, INC.	54,585	54,585	0	0
WESTERN INDUSTRIAL CERAMICS	4,679	0	4,679	0
WESTERN LIGHTING INDUSTRIES, INC.	1,142	1,142	0	0
WESTERN MACHINE, INC.	51,355	51,355	0	0
WESTERN METHODS CO.	4,350	4,350	0	0
WESTERN MFG. CO., INC.	1,420	1,420	0	0
WESTERN MICROTECHNOLOGY	1,878	253	1,625	0
WESTERN MOBILE NM, INC.	18,134	18,134	0	18,134
WESTERN MOLECULAR	1,445	1,445	0	1,445
WESTERN OFFICE SYSTEMS, INC.	170,910	170,910	0	170,910
WESTERN PLUMBING SUPPLY, INC.	9,340	9,340	0	9,340
WESTERN SALES & TESTING OF AMARILLO, INC.	13,900	13,900	0	0
WESTERN STATE ELEVATOR CO.	67,590	0	67,590	0
WESTERN STATES SALES, INC.	1,625	1,625	0	0
WESTERN TECHNOLOGY MARKETING	14,234	11,721	2,513	0
WESTERN TOOL & SUPPLY CO.	24,758	899	23,859	0
WESTERN TRACTION CO.	1,041	0	1,041	0
WESTERN WASHINGTON UNIVERSITY	10,000	10,000	0	0
WESTER, ROBERT B.	30,000	30,000	0	0
WESTESCO.	2,767	2,767	0	0
WESTFAHL & ASSOCIATES	18,461	18,461	0	18,461
WESTINGHOUSE ELECTRIC CORP.	3,253,373	3,253,373	0	411
WESTINGHOUSE ELECTRIC SUPPLY CO.	415,410	412,910	2,500	412,910
WESTLAKE PLASTICS CO.	3,217	0	3,217	0
WESTON, ROY F., INC.	281,000	281,000	0	281,000
WEYDERT, JOHN	15,000	15,000	0	15,000
WG ASSOCIATES	394,977	394,977	0	0
WHEELER, J., LTD.	2,855	2,855	0	2,855
WHIRLWIND, INC.	25,000	25,000	0	0
WHITEHILL MANUFACTURING	6,050	6,050	0	0
WHITE, S. S. TECHNOLOGIES	4,244	4,244	0	0
WHITNEY CONSULTING ASSOCIATES	2,000	2,000	0	2,000
WHITSON & CO.	2,212	2,212	0	0
WHITTAKER ORDNANCE, INC.	92,902	91,402	1,500	0
WHOLESALE MIRROR & GLASS	1,315	1,315	0	1,315
WIELAND SYSTEMS DESIGN	7,170	7,170	0	0
WILCO SUPPLY	35,244	0	35,244	0
WILCOXON RESEARCH, INC.	13,525	13,525	0	0
WILDERNESS CENTRE, THE	1,063	1,063	0	1,063
WILKINSON, STEPHEN R.	13,500	13,500	0	13,500
WILLAMETTE INDUSTRIES, INC.	146,010	146,010	0	146,010

Supplier Name	Total \$	SNL/NM \$	SNL/CA \$	NM \$
WILLIAMS ADVANCED MATERIALS	3,947	3,947	0	0
WILLIAMS RENTS AND SELLS	3,672	0	3,672	0
WILLIAMSON, KENNETH J.	3,500	3,500	0	0
WILLIAMS, C. SCHMICK	15,000	15,000	0	15,000
WILLIAMS, DR. WENDELL S.	14,000	14,000	0	0
WILLIAMS, JOE M.	6,500	6,500	0	6,500
WILICK ENGINEERING CO., INC.	7,050	7,050	0	0
WILLING PUMP & SUPPLY CO.	7,113	7,113	0	0
WILLOW ELECTRONICS, INC.	15,480	15,480	0	0
WILLSON SCIENTIFIC GLASS, INC.	7,492	7,492	0	0
WILMAD GLASS CO., INC.	13,002	10,105	2,897	0
WILSON CASE, INC.	2,716	2,716	0	0
WILSON INSTRUMENTS	4,338	2,778	1,560	0
WILSON TOOL INTERNATIONAL	3,994	3,994	0	0
WILSON, GERALD G.	10,000	10,000	0	10,000
WILSON, HEATHER	95,000	95,000	0	95,000
WILT INDUSTRIES, INC.	6,408	6,408	0	0
WINCHESTER SYSTEMS	27,596	25,608	1,988	0
WIND RIVER SYSTEMS	251,055	251,055	0	0
WINDOW CHEM SOFTWARE, INC.	3,459	995	2,464	0
WINDSOR DOOR SALES, INC.	2,658	2,658	0	2,658
WINDY'S MAG AIR, INC.	1,200	1,200	0	0
WINNERS CIRCLE SYSTEMS	5,746	0	5,746	0
WINSYSTEMS, INC.	9,691	9,691	0	0
WIRE CRAFTERS, INC.	2,510	2,510	0	0
WIRE ROPE CORP. OF AMERICA	99,180	99,180	0	0
WIRE ROPE & RIGGING CONSULTANTS, INC.	4,452	4,452	0	0
WISCO SUPPLY, INC.	9,167	9,167	0	9,167
WISCONSIN POWER & LIGHT CO.	8,960	8,960	0	0
WISTECH CONTROLS	15,143	15,143	0	3,787
WITCO CHEMICAL	3,820	3,820	0	0
WITTER, ROBERT & ASSOCIATES, INC.	12,098	12,098	0	12,098
WMI SERVICES/MODULAIRE	8,900	8,900	0	0
WMW ASSOCIATES	64,090	14,978	49,112	0
WOLF ELECTRONICS, INC.	8,704	0	8,704	0
WOLFRAM RESEARCH	27,590	18,420	9,170	0
WOLLONGONG GROUP, INC., THE	1,705	1,705	0	0
WOMACK MACHINE SUPPLY CO.	12,249	12,249	0	0
WOMENS ECONOMIC SELF SUFFICIENCY TEAM	2,000	2,000	0	2,000
WOODARD EXPLOSIVES-ENERGY, INC.	6,638	6,638	0	6,638
WOODARD EXPLOSIVE, INC.	1,120	1,120	0	1,120
WOODCOCK, GEORGE B. & CO.	83,912	82,373	1,539	0
WOODWARD METAL CO.	49,455	49,455	0	49,455
WOODWORKERS SUPPLY, INC.	7,713	5,588	2,126	7,713
WOOD, JOHN CO.	1,362	1,362	0	0
WOOLSEY, CHARLES L.	73,060	73,060	0	73,060
WORDPERFECT CORP.	3,343	2,856	487	0
WORKPLACE TRAINING	3,420	3,420	0	0
WORK-RITE	4,514	0	4,514	0
WORKSHOP, THE	1,472	1,472	0	1,472
WORKSTATIONS PLUS	27,116	26,563	553	0
WORLD AEROSPACE ENGINEERING	4,000	4,000	0	0
WO-RO-PRO CORP.	1,784	1,784	0	0
WORTHINGTON DATA SOLUTIONS	5,964	5,964	0	0
WRIGHT LINE INC.	381,967	371,228	10,739	371,228
WRIGHT, NORMAN S. & CO.	6,590	2,526	4,064	2,526
WRS GROUP, INC.	41,393	39,261	2,132	0
WSI CORP.	10,210	10,210	0	0

Supplier Name	Total \$	SNL/NM \$	SNL/CA \$	NM \$
WURZBACH, WILLIAM CO., INC.	15,230	0	15,230	0
WYLE LABORATORIES	330,528	354,134	32,394	0
WYRECART	1,899	1,899	0	0
X SYSTEM, INC.	12,344	2,882	9,462	0
XANTE CORP.	8,110	6,415	1,695	0
XAOS TOOLS - PANDEMONIUM	3,950	3,950	0	0
XCELERATED SYSTEMS	8,424	1,573	6,851	0
XEL, INC.	10,245	10,245	0	0
XENETEK	1,950	1,950	0	0
XENTEK, INC.	4,918	4,918	0	0
XEROX CORP.	295,387	283,397	11,990	270,993
XEROX IMAGING SYSTEMS	48,989	31,648	17,341	0
XES, INC.	234,845	138,169	96,676	0
XETEX, INC.	8,105	5,930	2,175	0
XICOR, INC.	30,820	30,820	0	0
XICO, INC.	5,990	5,990	0	0
XILINX, INC.	13,725	13,725	0	13,725
XINET	6,380	6,380	0	0
XIONICS, INC.	22,820	12,095	10,725	0
XIRCOM, INC.	1,214	526	688	0
XIT, INC.	3,168	3,168	0	0
XLI CORP.	3,450	3,450	0	0
XONTECH, INC.	64,500	64,500	0	0
X-OPT, INC.	11,400	11,400	0	0
X-RAY OPTICS, INC.	6,900	6,900	0	0
XVT	1,950	1,950	0	0
XYBION ELECTRONIC SYSTEMS CORP.	8,350	8,100	250	7,850
XYCOM	5,735	5,735	0	0
XYPLEX	18,933	3,047	15,886	0
XYVISION, INC.	87,812	87,812	0	0
YAMAS CONTROLS, INC.	3,230	0	3,230	0
YANKEE ATOMIC ELECTRIC CO.	30,000	30,000	0	0
YARDNEY TECHNICAL PRODUCTS, INC.	54,034	19,880	34,154	0
YEA, INC.	288,529	288,529	0	288,529
YELBERTON, BARBARA	7,500	7,500	0	7,500
YEW, DR. CHING H.	10,000	10,000	0	0
YIELD ENGINEERING SYSTEMS, INC.	7,310	7,310	0	0
YOH, H. L. CO.	30,000	30,000	0	0
YOKOGAWA CORP. OF AMERICA	26,630	26,630	0	26,630
YONAS, JILL L.	2,200	2,200	0	0
YORK INTERNATIONAL CORP.	50,614	50,388	226	50,388
YORK TECHNOLOGY, INC.	3,750	3,750	0	0
YOUNG & SON	7,890	7,890	0	7,890
YOUNG, RICHARD PRODUCTS	9,791	0	9,791	0
YOUTH IN MOTION	2,770	2,770	0	0
YUKON ASSOCIATES, LTD.	61,234	61,234	0	61,234
Z MICROSYSTEMS	15,559	11,299	4,260	0
ZACK ELECTRONICS	9,196	0	9,196	0
ZAK, INC.	71,908	71,908	0	0
ZANNES, DR. ESTELLE	40,000	40,000	0	40,000
ZARFAS LUGGAGE & GIFTS	1,614	1,614	0	1,614
ZAYTRAK	3,430	3,430	0	0
ZC&R COATINGS FOR OPTICS, INC.	2,400	2,400	0	0
ZEE MEDICAL SERVICE	7,100	7,100	0	7,100
ZEISS, CARL, INC.	299,825	299,825	0	0
ZENGER-MILLER, INC.	100,779	100,779	0	0
ZENITH DATA SYSTEMS	10,545	10,545	0	0
ZEOS INTERNATIONAL, (LTD.)	49,512	36,088	13,425	0
ZEPHYR COMMUNICATIONS & SERVICE	3,460	3,460	0	3,460

Supplier Name	Total \$	SNL/NM \$	SNL/CA \$	NM \$
ZERNOW TECHNICAL SERVICES	275,219	275,219	0	0
ZERO AMMUNITION CO., INC.	13,274	0	13,274	0
ZERO CORP.	94,191	86,821	7,370	79,590
ZETA GRAPHICS	1,926	0	1,926	0
ZETA, LUCAS AEROSPACE, INC.	71,775	71,775	0	0
ZEUS COMPONENTS, INC.	2,043	1,885	158	0
ZIA GRAPHICS	20,929	20,929	0	20,929
ZIATECH CORP.	88,105	88,105	0	69,335
ZIPPER TUBING CO., THE	4,883	4,883	0	0
ZIRCAR PRODUCTS, INC.	14,856	12,452	2,405	0
ZIRCOA, INC.	5,328	5,328	0	0
ZOMAYA GROUP, INC.	37,682	15,552	22,130	0
ZOMEWORKS CORP.	26,510	26,510	0	26,510
ZONGE ENGINEERING & RESEARCH, INC.	4,500	4,500	0	0
ZOOMIT CORP.	9,245	9,245	0	0
ZORAM CORP.	4,787	4,787	0	0
ZRILIC, DR. DJURO	2,000	2,000	0	2,000
ZUBAIR INTERFACES	1,769	1,769	0	0
ZUMBRUNNEN, GEO. CONSULTING SERV.	10,000	10,000	0	0
ZUNI RENTAL	10,730	10,730	0	10,730
ZYCAD CORP.	3,450	3,450	0	0
ZYGO CORP.	3,576	1,576	2,000	0
ZZYZX WORKSTATION PERIPHERALS	34,517	30,140	4,377	0

**Integrated Contractor & Federal Agency
Commitments of \$1,000 or Over From
Sandia National Laboratories/New Mexico & California**

**Integrated Contractor & Federal Agency
Commitments of \$1,000 or Over from Sandia National
Laboratories/New Mexico and California**

	<u>SNL/NM</u>	<u>SNL/CA</u>
Allied Signal Aerospace Co.	2,253,720	5,655,789
Argonne National Laboratory	1,232,581	902,000
Brookhaven National Laboratory	692,500	0
Chem--Nuclear Geotech, Inc.	26,500	0
Defense Electronic Supply Center	6,318	0
Defense Nuclear Agency	522,000	0
Defense Personnel Support Center	1,267	0
Dryden Flight Research Facility	115,000	0
EG&G, Inc.	10,063,866	1,776,088
General Services Administration	24,619	0
Goddard Space Flight Center	0	156,961
Inhalation Toxicology Research, Inc.	399,000	0
Langer, Wm., Jewel Bearing Plant	5,177	0
Martin Marietta Energy System	6,816,135	124,194
Mason & Hanger -- Silas Mason Co.	496,638	56,855
NASA Resident Office	260,100	0
National Center for Atmospheric Research	387,000	0
National Institute of Standards & Technology	100,000	0
National Renewable Energy Laboratory	5,000	0
National Security Agency	17,785	0
Oak Ridge Associated Universities	50,000	0
Pacific Northwest Laboratory	489,608	(2)
Raytheon Services Nevada (RSN)	1,738,201	0
Reynolds Electrical & Engineering Co., Inc.	5,925,427	0
Ross Aviation, Inc.	6,511,588	0
Sandia National Laboratory	10,000	0
University of California	1,667,135	2,114,615
US Department of Commerce	737,538	102,362
US Department of Energy	408,753	483,735
US Department of the Air Force	1,326,128	4,760
US Department of the Army	575,288	84,780
US Department of the Interior	100,582	69
US Department of the Navy	1,450,102	50,000
US Geological Survey WRD	166,000	0
US Government Printing Office	873,492	59,910
Westinghouse Hanford Co.	3,840	6,747
Westinghouse Savannah River Co.	0	188,532

**Transportation Commitments of \$1,000 or Over From
Sandia National Laboratories/New Mexico & California**

Transportation Commitments of \$1,000 or Over From Sandia National Laboratories/New Mexico & California

	<u>Total (\$)</u>		<u>Total (\$)</u>
ABF Freight Systems	\$108,972	Graebel/Erickson Movers	\$8,485
Adams Air Freight	1,530	H-K Moving & Storage	5,703
Airborne Air Freight	1,970	Mail Parcel Express Co.	11,909
Allied Van Lines	52,183	Mayflower Van Lines	37,567
Alvan Motor Freight	17,355	McCarty Truck Line, Inc.	59,350
America West Airlines	1,091	Merchants Fast Freight	12,768
American Freight System	2,476	Motor Cargo	15,693
American Transit Lines	12,283	National Van Lines	53,458
Anderson & Son Trucking	6,634	North American Van Lines	265,070
Associated Air Freight	10,248	Pan Western Corporation	2,671
Atlas Van Lines	8,005	Pilot Air Freight Corp.	3,210
Aviles Motor Freight	4,691	Reddaways Truck Line	3,005
Baggett Transportation	10,856	Roadrunner Freight Systems, Inc.	1,615
Bekins Van Lines	21,878	Roadway Express	22,461
Benton-Springer Van Lines	1,979	Roadway Package System	4,446
Boyle, T. F. Transportation	2,518	ROBC Motor Freight	3,189
Burlington Air Express	308,510	Schneider National Carriers	3,132
Burnham Service Co.	4,467	Schnepper Truck Line	2,691
Chiasson Transport, Ltd.	1,169	S-E-K-D Air Freight, Inc.	2,762
Clipper Express	2,689	Sun Freightways	8,946
Consolidated Freightways	99,002	Transworld Airlines, Inc.	1,165
Con-Way Western Express	20,362	Tri-State Motor Transport	43,031
Dawes Transport	2,301	Truckers Express	2,320
Delta Airlines	1,689	United Parcel Service	8,355
Di Salvo Motor Freight	9,554	United Van Lines	248,828
Emery Air Freight	106,517	Vega Construction & Trucking	3,816
Espinosa Cartage	2,388	Vegas Trucking	16,025
Federal Express	207,502	Werner Enterprises, Inc.	22,030
Games Trucking, Inc.	1,744	Whitten	1,315
Gibson Truck Line	27,408	Yellow Freight Systems	28,855

DISTRIBUTION:

1	AT&T Technologies, Inc. Guilford Center Purchasing & Transportation Attn: L. S. Conterno, Vice President P.O. Box 25000 Greensboro, NC 27420	20	All SNL Vice Presidents
		75	All SNL Directors
		1	5361 M. H. Reynolds
		5	7141 Technical Library
		1	7151 Technical Publications
1	AT&T Technologies, Inc. Guilford Center Centralized Transportation Operations Information Systems and Staff Purchasing & Transportation Attn: J. C. Strassel, Manager P.O. Box 25000 Greensboro, NC 27420	1	7200 L. E. Wheelchel
		1	7201 C. Petty
		1	7201 L. D. Rathjen
		1	7201 G. L. Record
		1	7201 L. D. L. Ellis
		1	7202 M. D. Hall
		1	7202 R. W. Wood
		1	7202 D. J. Larrichio
		1	7202 M. L. Tobyas
1	US DOE CPD/PSB Attn: R. C. Braden, Jr. P.O. Box 5400 Albuquerque, NM 87115	20	7203 J. A. Bedingfield
		1	7204 A. L. Hardeman
		1	7211 C. H. Reeder
		1	7212 G. T. Kupper
		1	7214 E. J. Kerr
		1	7216 H. L. Crumley
1	US DOE Kirtland Area Office Attn: K. A. Carlson P.O. Box 5400 Albuquerque, NM 87185-5400	1	7218 L. G. Sisneros
		1	7221 D. L. Palmer
		1	7222 D. J. Wallace
		10	7613-2 Document Processing for DOE/OSTI
		1	8500 P. E. Brewer
		1	8523-2 Central Technical Files
		1	8534 J. A. Wackerly

END

**DATE
FILMED**

10 / 5 / 93

