

Geology
GJBX-(81)-327

GEOLOGY
GJBX-327 81

GEOLOGY

National Uranium Resource Evaluation

**NURE AERIAL GAMMA-RAY AND MAGNETIC
RECONNAISSANCE SURVEY OF MAINE
AND PORTIONS OF NEW YORK**

FINAL REPORT


**VOLUME II
BINGHAMTON NK 18-5 QUADRANGLE**

CAUTION
This is a time release report.
Do not release any part of this
publication before

CARSON HELICOPTERS, INC.

GEOSCIENCE DIVISION 32-H Blooming Glen Rd. Perkasio, Penna. 18944

July 1981

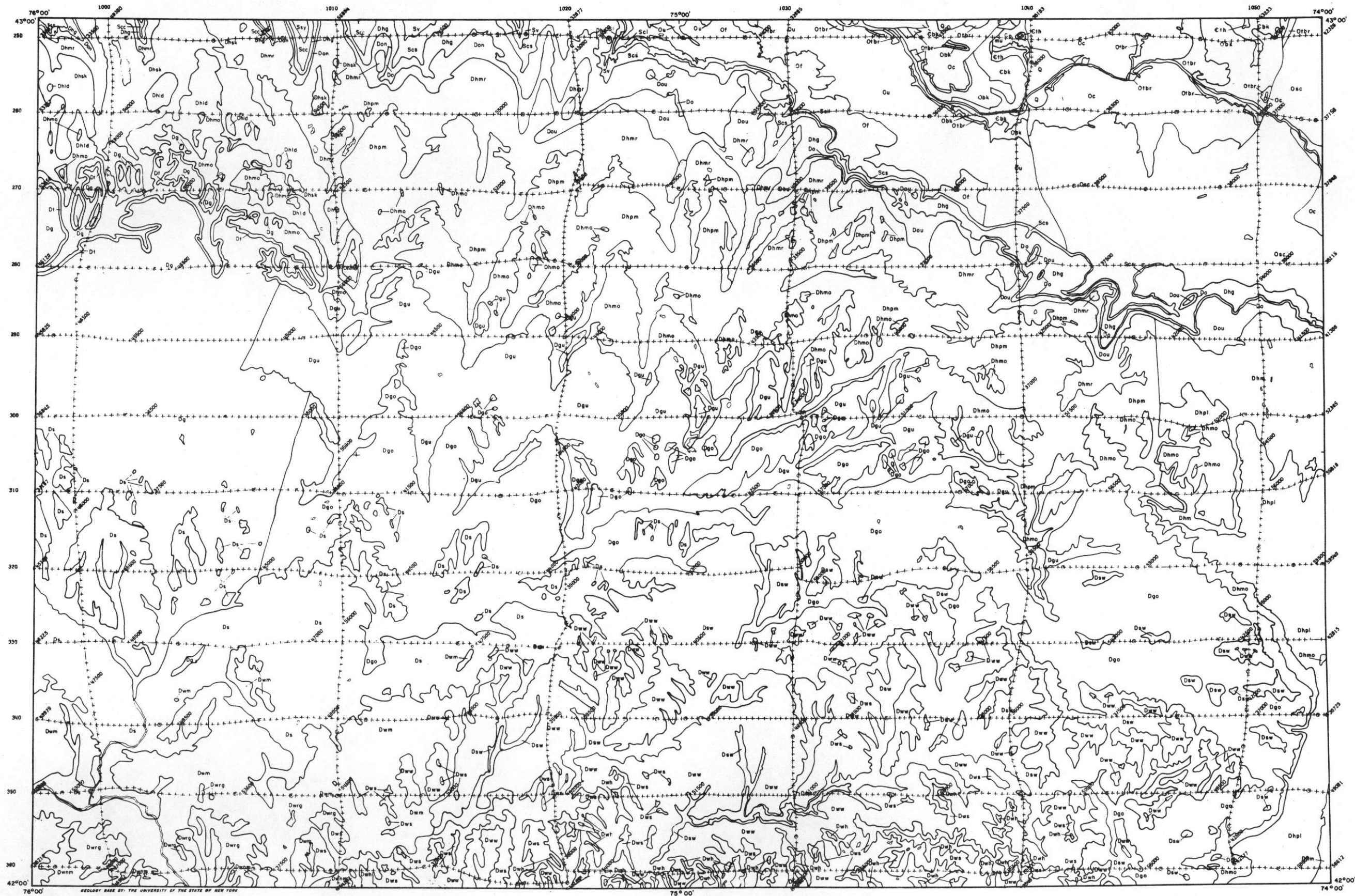


PREPARED FOR U.S. DEPARTMENT OF ENERGY
Grand Junction Office, Colorado

metadc1202282

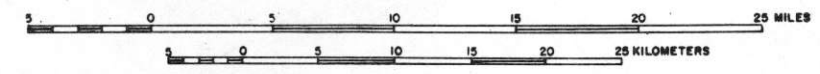
This report is a result of work performed by Carson Helicopters, Inc. through a Bendix Field Engineering Corporation Subcontract, as part of the National Uranium Resource Evaluation. NURE is a program of the U.S. Department of Energy's Grand Junction, Colorado, Office to acquire and compile geologic and other information with which to assess the magnitude and distribution of uranium resources and to determine areas favorable for the occurrence of uranium in the United States.

This report was prepared as an account of work sponsored by an agency of the United States Government. Neither the United States Government nor any agency thereof, nor any of their employees, makes any warranty, express or implied, or assumes any legal liability or responsibility for the accuracy, completeness, or usefulness of any information, apparatus, product, or process disclosed, or represents that its use would not infringe privately owned rights. Reference herein to any specific commercial product, process, or service by trade name, trademark, manufacturer, or otherwise, does not necessarily constitute or imply its endorsement, recommendation, or favoring by the United States Government or any agency thereof. The views and opinions of authors expressed herein do not necessarily state or reflect those of the United States Government or any agency thereof.



GEOLGY BASE BY THE UNIVERSITY OF THE STATE OF NEW YORK

SCALE 1:500,000

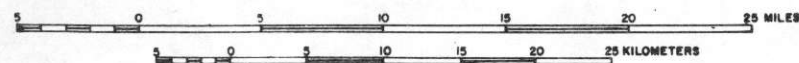


NURE AERIAL GAMMA-RAY AND MAGNETIC RECONNAISSANCE SURVEY
NEW YORK-BINGHAMTON NK 18-5 QUADRANGLE
FLIGHT LINE BASE MAP
 1980-1981
 BY: CARSON HELICOPTERS, INC. 32-H BLOOMING GLEN ROAD PERKASIE, PENNA. 18944
 PREPARED FOR
DEPARTMENT OF ENERGY



GEOLOGICAL BASE BY THE UNIVERSITY OF THE STATE OF NEW YORK

SCALE 1:500,000



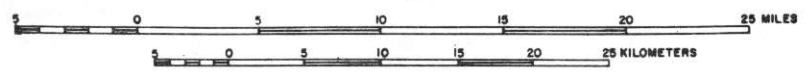
EXPLANATION
 INDIVIDUAL SAMPLES ARE PLOTTED AT 20 SAMPLE INTERVALS AND IDENTIFIED BY RECORD NUMBER AT INTERVALS OF 500 SAMPLES.
 AVERAGED SAMPLES ARE ANNOTATED IF THE DEVIATION OF THE AVERAGED SAMPLE, FROM THE MEAN OF ITS CORRESPONDING ROCK UNIT, IS GREATER THAN ± 1 STANDARD DEVIATION. THE DEVIATION INTERVALS ANNOTATED ARE 1 TO 2, 2 TO 3, AND 3 OR GREATER.
 TRAVERSE LINE DEVIATIONS ARE INDICATED BY SOLID CIRCLES AND TIE LINES BY SQUARES. NORTH OR EAST ARE POSITIVE AND SOUTH OR WEST ARE NEGATIVE.

NURE AERIAL GAMMA-RAY AND MAGNETIC RECONNAISSANCE SURVEY
NEW YORK-BINGHAMTON NK 18-5 QUADRANGLE
ANOMALY MAP - THORIUM
 1980-1981
 BY: CARSON HELICOPTERS, INC. 32-H BLOOMING GLEN ROAD PERKASIE, PENNA. 18944
 PREPARED FOR
 DEPARTMENT OF ENERGY



GEOLGY MADE BY THE UNIVERSITY OF THE STATE OF NEW YORK

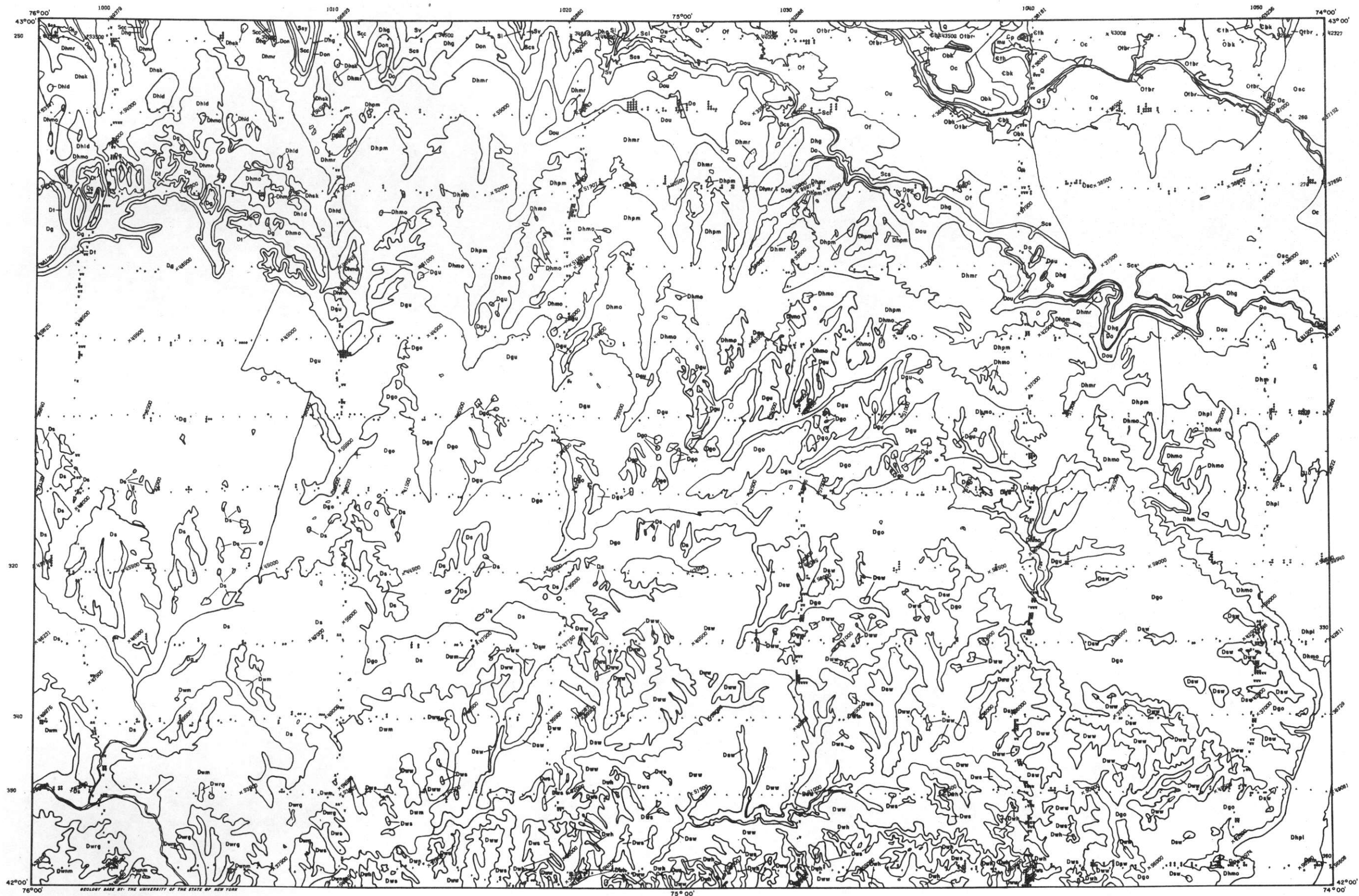
SCALE 1:500,000



EXPLANATION
 INDIVIDUAL SAMPLES ARE PLOTTED AT 20 SAMPLE INTERVALS AND IDENTIFIED BY RECORD NUMBER AT INTERVALS OF 500 SAMPLES.
 AVERAGED SAMPLES ARE ANNOTATED IF THE DEVIATION OF THE AVERAGED SAMPLE, FROM THE MEAN OF ITS CORRESPONDING ROCK UNIT, IS GREATER THAN ± 1 STANDARD DEVIATION. THE DEVIATION INTERVALS ANNOTATED ARE 1 TO 2, 2 TO 3, AND 3 OR GREATER.
 TRAVERSE LINE DEVIATIONS ARE INDICATED BY SOLID CIRCLES AND TIE LINES BY SQUARES. NORTH OR EAST ARE POSITIVE AND SOUTH OR WEST ARE NEGATIVE.

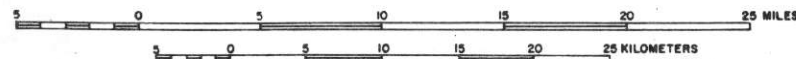


NURE AERIAL GAMMA-RAY AND MAGNETIC RECONNAISSANCE SURVEY
NEW YORK-BINGHAMTON NK 18-5 QUADRANGLE ANOMALY MAP - POTASSIUM
 1980-1981
 BY: CARSON HELICOPTERS, INC. 32-H BLOOMING GLEN ROAD PERKASIE, PENNA. 18944
 PREPARED FOR
 DEPARTMENT OF ENERGY



GEOLGY BASE BY THE UNIVERSITY OF THE STATE OF NEW YORK

SCALE 1:500,000



LOCATION DIAGRAM



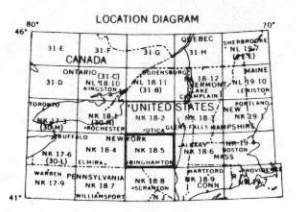
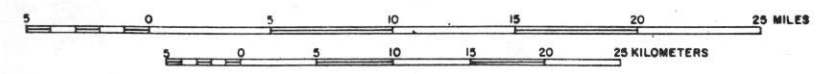
EXPLANATION
 INDIVIDUAL SAMPLES ARE PLOTTED AT 20 SAMPLE INTERVALS AND IDENTIFIED BY RECORD NUMBER AT INTERVALS OF 500 SAMPLES.
 AVERAGED SAMPLES ARE ANNOTATED IF THE DEVIATION OF THE AVERAGED SAMPLE, FROM THE MEAN OF ITS CORRESPONDING ROCK UNIT, IS GREATER THAN ± 1 STANDARD DEVIATION. THE DEVIATION INTERVALS ANNOTATED ARE 1 TO 2, 2 TO 3, AND 3 OR GREATER.
 TRAVERSE LINE DEVIATIONS ARE INDICATED BY SOLID CIRCLES AND TIE LINES BY SQUARES. NORTH OR EAST ARE POSITIVE AND SOUTH OR WEST ARE NEGATIVE.

NURE AERIAL GAMMA-RAY AND MAGNETIC RECONNAISSANCE SURVEY
NEW YORK-BINGHAMTON NK 18-5 QUADRANGLE
ANOMALY MAP - URANIUM / THORIUM
 1980-1981
 BY: CARSON HELICOPTERS, INC. 32-H BLOOMING GLEN ROAD PERKASIE, PENNA. 18944
 PREPARED FOR
 DEPARTMENT OF ENERGY



Geology base by the University of the State of New York

SCALE 1:500,000



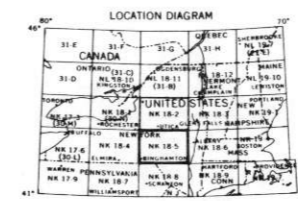
EXPLANATION
 INDIVIDUAL SAMPLES ARE PLOTTED AT 20 SAMPLE INTERVALS AND IDENTIFIED BY RECORD NUMBER AT INTERVALS OF 500 SAMPLES.
 AVERAGED SAMPLES ARE ANNOTATED IF THE DEVIATION OF THE AVERAGED SAMPLE, FROM THE MEAN OF ITS CORRESPONDING ROCK UNIT, IS GREATER THAN ± 1 STANDARD DEVIATION. THE DEVIATION INTERVALS ANNOTATED ARE 1 TO 2, 2 TO 3, AND 3 OR GREATER.
 TRAVERSE LINE DEVIATIONS ARE INDICATED BY SOLID CIRCLES AND THE LINES BY SQUARES. NORTH OR EAST ARE POSITIVE AND SOUTH OR WEST ARE NEGATIVE.

NURE AERIAL GAMMA-RAY AND MAGNETIC RECONNAISSANCE SURVEY
NEW YORK-BINGHAMTON NK 18-5 QUADRANGLE
ANOMALY MAP-URANIUM/POTASSIUM
 1980-1981
 BY: CARSON HELICOPTERS, INC. 32-H BLOOMING GLEN ROAD PERKASIE, PENNA. 18944
 PREPARED FOR
 DEPARTMENT OF ENERGY



REGISTRY BASE BY THE UNIVERSITY OF THE STATE OF NEW YORK

SCALE 1:500,000



EXPLANATION
 INDIVIDUAL SAMPLES ARE PLOTTED AT 20 SAMPLE INTERVALS AND IDENTIFIED BY RECORD NUMBER AT INTERVALS OF 500 SAMPLES.
 AVERAGED SAMPLES ARE ANNOTATED IF THE DEVIATION OF THE AVERAGED SAMPLE, FROM THE MEAN OF ITS CORRESPONDING ROCK UNIT, IS GREATER THAN ± 1 STANDARD DEVIATION. THE DEVIATION INTERVALS ANNOTATED ARE 1 TO 2, 2 TO 3, AND 3 OR GREATER.
 TRAVERSE LINE DEVIATIONS ARE INDICATED BY SOLID CIRCLES AND THE LINES BY SQUARES. NORTH OR EAST ARE POSITIVE AND SOUTH OR WEST ARE NEGATIVE.

NURE AERIAL GAMMA-RAY AND MAGNETIC RECONNAISSANCE SURVEY
NEW YORK-BINGHAMTON NK 18-5 QUADRANGLE
ANOMALY MAP - THORIUM/POTASSIUM
 1980-1981
 BY: CARSON HELICOPTERS, INC. 32-H BLOOMING GLEN ROAD PERKASIE, PENNA. 18944
 PREPARED FOR
 DEPARTMENT OF ENERGY

```

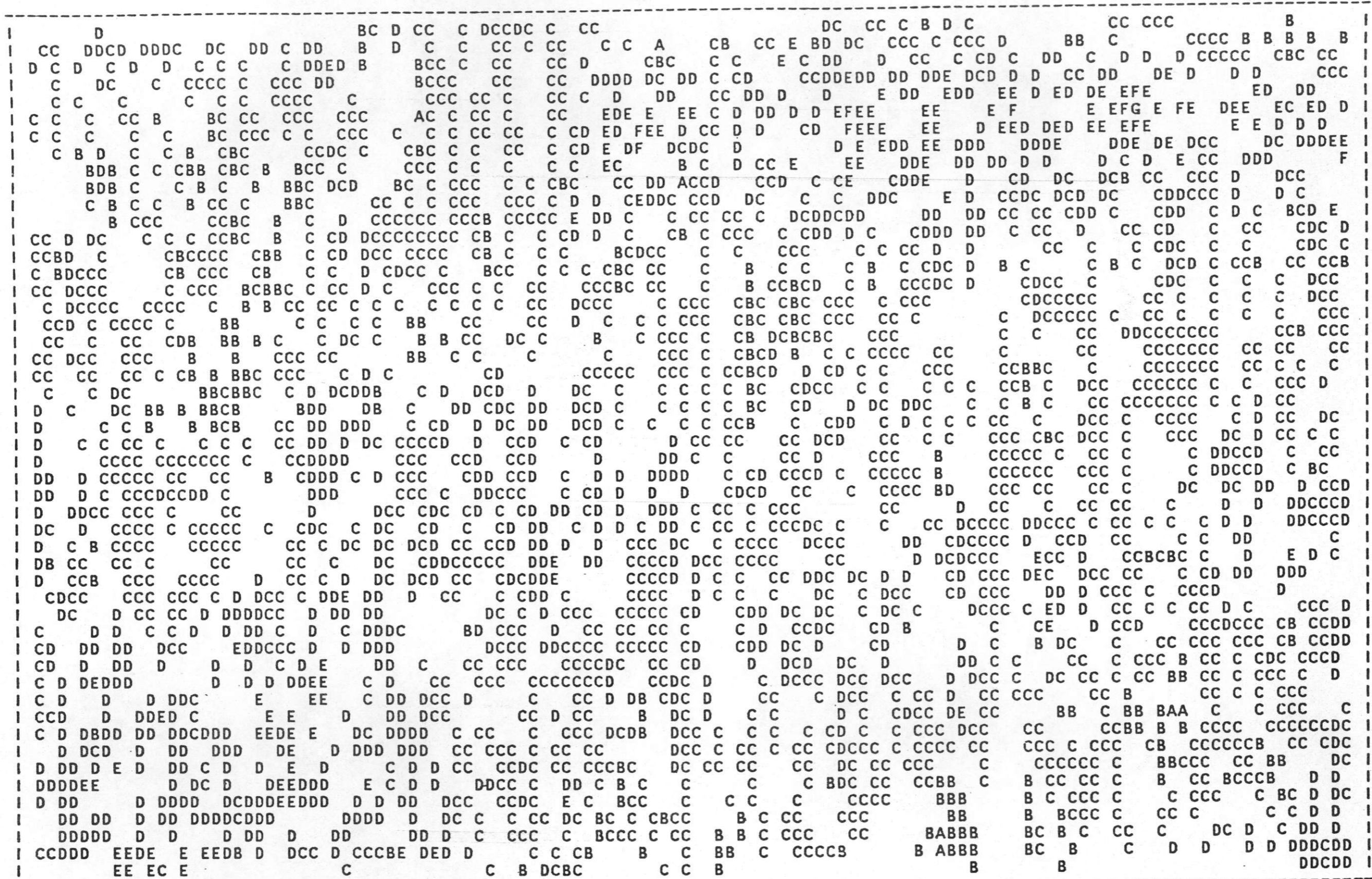
I      F      F EE F EE      D E E      F FE G F      FFF FE      E      I
I FEEEEFE F FF E C E      E FF EEE FE EED E      DEE      D D ED DE G GF      FFF FFFEE G FF FEFF F EF FFFFFFF FF EDEEC D I
I FEEEE F FE EE E      E FFFEEE FEDE EE      DEED      EEDEC DDE E G      F F FF      G FFG      F F FFF      FFFFFFFEE E EDD I
I F EEEEE E DE EEE E      D FFFEEE F CE EEE      EEDDD EE E      D D      G G      FFGGF G      F      FGGG FFG FFFFF F      EF I
I F E EE EE C      EEDDE E DE F EE FFBE EE      E EDD EE      ED DDE FFFF      GGGGG F GG      GGFE     GG G GGF G      FF I
I FE EE D E      DE E DE F      EFFF EFFE      E ED E      F E      ECCDEF F F      G G GG      GGGGGGGGFEEE G GG      H G GHG GGG      FFFF I
I      EEE EE      E EE DE      EDDE EE E      F E      EE      EDD      FE ED E D EF      F      GGGGG      G GGGGGGFEE      F GGGFG      F G      F FFF I
I      FEE E      EEDEEED EEDDEE EE E      EE EE      EE      EDDE F      D ED E      FEFFF      GGG FF      GGGG GF      FFFF FF      F G FF      FF FF I
I E F EEF      F E DEEE E      EED E E      EEE      E E      E D      FF EFF D E EEE      E F      F GG      FF EGGGG      F      FF      EE      F F      FE      EEFF G I
I E G EFFFF      D      E D      F EEEE      E E      E D      EFF E      F A      E E      BE      F      EF      GGF      FFD      GGGF      F      FF      EEDDEFFFF      EEF      EEE      F G I
I      F      FFF      ED      EE      EEE      EEE      E E      E D      EFF      FFFD      EE      E      E      F      E      F      F      FF      GGG      F      EF      EEEEE      EFFFF      EE      EE      FF      G I
I      FH      FFFEE      EDE      E      EEE      EE      EEEE      EE      E      DF      FFE      FF      EE      ED      CE      E      E      FFFF      F      E      FF      D      EEEE      E      EEE      EE      FFF      F I
I F FG      E FE E FE E      E EEE      FE      F      EEEE      EEEEE      FFE      F      DE      FE      F      F      FFFFFE      DEE      EEEEE      E      EEE      EEE      F I
I F EF      E      E FE      EEF      E      F      FFFF      EEDE      E      EE      E      F      DEEE      F      C      EEEFE      EE      F      F      FEDE      D      E      EEE      E      E      EE      F I
I F FFF      E      D      FEEEEFFFF      E      F      F      FF      EEDE      E      EFFF      D      EEE      D      FDC      EEEFE      E      E      F      E      F      D      DDDDE      F      E      E      EEE      E      EF I
I F E F      E      E      EE      EEE      FFF      E      E      FFFF      FEEDE      E      E      FF      EEEE      E      EE      F      EEE      EF      F      F      D      E      E      E      EEEEE      E      F I
I EGF F E      F EE      E      E      FFF      FFF      FEEDEFF      E      F      EEEE      EEEE      DDE      EE      FFFEEE      EF      F      FE      EE      EE      FE      E      EEEEE      EEE      E      F I
I      EFF      FF      FF      D      D      E      E      FFF      FF      FFEF      EDEF      E      GF      EEE      EE      EE      EEFEE      FFF      E      EF      F      FEE      E      E      FE      EE      EEEEE      EEEDE      F I
I E EEF      FF      FF      D      DD      E      FF      F      F      EF      EED      FF      FEE      F      EEFEEEF      EEF      F      F      E      E      F      F      F      E      FEEE      E      F      E      EEEEE      DEE      EF      F I
I      F      FFF      E      DDD      DE      E      FFEF      F      EE      F      F      FFF      E      FFF      EEEEE      E      E      FFF      E      FFE      FE      FED      FEEE      E      F      EE      EEEEE      EE      DE      F I
I      G      FFFEEE      E      D      E      EFFE      FFF      E      EE      EEF      FF      FF      F      FF      FEEEEE      E      FG      F      FF      E      FFE      E      D      EE      E      EEE      E      EEE      EEFDEE I
I      F      F      FEE      DEE      D      E      E      EE      FF      F      F      EEF      EE      F      FF      FFFF      FEE      EE      FF      F      FF      FE      EE      EEDDE      E      E      EEEEE      EE      EEE      E      EE I
I F FF      F      DC      C      EEC      E      EDFFFF      E      EF      F      E      F      FF      FFFE      F      EE      E      F      FFF      FF      FEDEE      DE      DD      E      E      E      E      EE      EEE      E      E I
I F FF      F      F      EE      E      EEDFFFF      EEEF      F      E      F      FF      F      FFFE      F      FEEEEE      FFF      F      E      FE      EEE      DE      DDDE      EEE      E      E      EEE      EEE      E      E I
I FFF      FEF      EE      E      EE      FF      F      EE      E      FFF      F      FFFF      F      EEEEE      F      F      FEEEF      E      EEEDE      DDDE      EEE      E      E      EEEEE      EEE      E      E I
I FFF      EFE      D      D      E      D      E      EE      F      GF      E      FFFF      EF      FF      F      EE      EE      E      EE      FEEEF      EE      EEEDE      D      EE      E      FE      E      EE      E      EE      E I
I FFF      EFE      ED      E      E      F      FF      D      E      E      FFFF      F      F      F      EE      E      FE      E      EEEFEEEF      EE      EEEDE      D      ED      DE      FFE      F      E      EEEE I
I F F      FE      E      EE      E      F      EF      DF      E      E      FFE      FFF      FF      F      FF      G      E      DE      F      E      DEEEEF      EE      FEEDE      D      EDDD      DDE      FFE      FF      F      E      EE      E I
I F FFF      EFE      E      E      E      EEE      EF      F      DF      E      FF      E      FFF      FF      F      FFF      EEE      E      FE      E      EEEFE      EEE      E      E      D      E      E      F      FF      F      E      EE      E I
I      FFF      F      D      E      E      E      EEEEE      EFE      DFFF      FF      EFEFFFGFF      F      FFF      E      E      E      EEE      E      EEEEE      E      E      EEE      F      F      EF      EE      E I
I      F      F      FF      DD      E      E      E      EE      E      E      FF      FF      FFFF      EFE      F      FFF      F      FFFF      F      F      FF      FFE      FF      FF      F      EEF      EE      E      EEEEE      F      FF      F      EEE I
I      F      F      D      FE      E      EE      E      EEE      FF      FF      FF      FF      E      F      F      FF      FF      F      G      F      EE      F      FF      FF      FE      E      E      EE      FF      F      FF      F      EEE I
I      F      FE      DE      F      EEE      E      E      F      FFEF      FF      FF      E      F      FFF      FFF      F      FF      F      F      EEF      FFF      FF      FFEF      FF      E      E      E      EE      FF      F      FE      EE      E I
I F      EFF      EE      EE      F      FFEFF      F      FF      F      F      FF      FF      FFFF      FF      F      FE      FFF      FFF      E      EE      EEE      F      FF      E      EE      F      F I
I F      F      F      FE      F      FF      FF      F      FEF      FF      GG      FFFE      FFF      FFF      FF      F      F      FF      E      FF      F      FFE      F      F      EE      EEE      FF      E      F      F I
I      FEE      EF      EF      FF      FF      F      E      EFEFF      G      FFFE      E      EF      FFGFF      E      FFEF      FF      DE      F      E      FFF      E      F      EE      F      F      E      FG I
I      GF      FFE      F      F      F      F      FFF      FFF      F      FE      FF      GG      FFFE      E      FFFF      FF      EEF      F      FFFF      F      E      FFF      FF      D      F      EE      FEE      E      F      FEE      E      F I
I G      FFFF      G      F      F      F      F      FFFF      FFF      F      G      F      F      FFE      FFFF      FFEF      EF      FF      EE      FFFF      FF      FE      EE      FEE      E      EEE      E I
I GG      GGFFFF      GG      G      GFGFF      G      FF      FFFFFFF      F      F      FFF      F      FE      FFFFFFF      F      EF      FFFFFE      EFFFFFF      EEEEE      FE      EE      EEEED      EEE I
I G      GG      F      GG      GG      F      G      F      FFF      FF      F      EEF      F      FFFF      F      F      FF      F      E      DFFFF      EF      F      FFFF      E      EEEEEFE      DEEEEE      ED      DG I
I GG      G      F      HGGGGGGGHGFG      G      G      FFF      GF      EFGF      F      G      F      F      F      E      FFFF      F      F      FF      EEEEE      D      EE      EEF      DDEE      ED      DG I
I G      F      FG      F      GGGG      GG      G      GFG      GG      F      F      FGF      E      F      FFFF      FE      FF      F      EE      EF      F      EF      E      EE      E      EE      DD      E      EE      DD      E      D      F I
I GFFF      G      G      G      GGGGGFG      GG      F      F      G      F      FEE      F      FFEFE      EE      FF      F      EEEFE      E      EE      EEEEE      D      E      EEE      DD      DDD      EE      F I
I      F      GG      GGG      G      GFGG      G      G      G      F      FE      FE      E      EEF      E      EEF      EE      EEE      EEE      EEDDD      E      EEEDEED      D      DDD      EFF I
I FEE      FFFGGG      GG      G      FG      G      G      GF      G      GG      FF      FEDDGFEEF      EDE      E      EFE      E      EFEE      EEEE      D      E      E      EED      DE      EE      DEED      DD      D      DD      D      F I
I FE      F      GG      GG      GG      FGF      G      GG      GG      F      GG      F      FF      D      GFEE      FE      EEE      EEF      EEE      EEEEEEE      D      D      D      D      D      E      DEE      D      E      D      EE      F I
I F      F      GG      GG      GGGFGF      GGGG      GG      E      G      F      FF      FEEF      EEE      E      EEEE      E      EEE      EE      DDDDD      DD      D      DDD      DEE      DE      DEE      EE      F I
I F G      HGG      G      H      GGFGF      GGG      F      FD      FG      F      E      EE      E      EEEE      E      EEE      E      E      DD      C      DDD      DDD      DEE      DEFE      E      F      E      EF I
I FF      GGGG      GG      GHH      GGFGF      GGFF      FGG      FE      EFDEEEE      ED      E      DDDE      D      E      D      D      CC      CCC      DDDEF      E      FGF      F I
I      G      GH      F      EG      EE      D      CC      CC      C      F      F I

```

```

|   E               HH HG   F FFF   DDDD               E F EEE EFF F   EEE           B   BBB           B   |
| CCC D D   E D   DEFG J   C   GGHH   FFFF EE   EEEE   DD CCC C D   D   EEEEEEEEEEE   E FFF EE           D C B   BBBBBB   C B BB B |
|   CC D EE DD   D EFGH III I FF   G F   E D   EEE   E D   CC DD D   EEEE E           D E F E   DDD   D D C B   BBB BBBB BC BBB |
| BB C CDDD   C D E F G   HHHF GG F EE D   DDD   EEEEEEE DDD   D DDD   EEE DDD   D E   E DD D E   DDD C BBBB   BBBBBB BBB |
|   BB C CC   CCC   DD E   FFGGGF G F   EDD CCCC D E   F EE   DDDD   E DDCC D DDD EEEEE C   E   DDD CC BBB   B B   BB |
| AA B B   CCC   CCCC DE F   G FF E   C B C   E FFF F   EE           E E DB DDD D   EE   CC   E D C BB   B   AA B AA |
|   B   BBB           CC D E FGF EE D   DD   CCD EE   G   EEEEE   D DB C D   DDDD D   EDDD   CCC B B   B B   CAAA |
| BBBB   BBBB BBBB BB   CC DD E   E DDD   EEE   DD EE   GG   EEE   DDDD   C   CC CCCC DDDD   C   BB BBB   BAAA |
|   B   B   B   B CC DDD   DD CCCC EF   DDD   EE F   FFF   E DDDDD   CC CC   B DEE D CCCBB   BBBB   AAAA |
| CCCC BB AA   AAA B CC   DDD C   BBB C   H E   DD   F   FFFFFFF E DDDD   CC CCCC C BB A DF   DDBB   BBB C   BBBB   AAAAA |
|   CC B           BB   CC D C   CCCC D G GFE   DDD   D EE   FFF EE DDDD   C CCCCCC BBB BD EE DD   CBB BB C   BBBB   AAAAAA |
| DD CC BBBB BBBB   CC D ED   D   D   GGFE   DDD   E   EE   EE D           CCCCCC   BB E   DDDEC   CC   BBB   AAA |
| DDD C   BBB   CCCC   CC DE E   E DD EF   E D D   D DD   EE E DD           CCCCC   DDD E   CCC   CC CC   BB   AA BBB |
|   DDD CC   C   C   C DEF F   FEE   E FF   E D D   DD   DD EE DD           CCCCCCCCCC   DDD D E D   C C CCCC   BB   BBBB |
| E   DD CCC   C D D           CDE           GF EEEE   E D DD D CC   D   D C   DD           CCCCCC   D   E DD CC CCCC   B   BBB |
| E DD CC   CC DDDC B C           GG F EEEE   EEE D DDDD C CC DD   CCCCCCCCC D   CCCC   CC   D   DD D   CCC   CCC BBBB B   CC |
| E DD CC   C   DD CBBB C           GGGG F           EEE DDDDDDC   CCCC   C CC C   CCCC   CC DDD   DDD C   CC   CCC   BBB C   CCC |
| E D C   C   C BBB CDEF GG   F           EE DDDD C BBBB   BBBB   CCCCCC   CC D D C   CC           CCCC   C DDD |
| E DD CC B C   C BBB   DEF GF   FFFF           EE DDD C B           B   BBBB BBBB   CC   DDD CC   EDCC   C BB   CCCCCC D   D D |
| EE D CCC D   D C C DE FF           EEEEEEE DDDD   C   BBBB   BBBB   CCCC   DDDD C   D DCCC   C   C CCCC   DD   DDD |
| FFE E D DE   E DD CC D EE   E           DDDD   D   CCC   BBB   BB   C C CCCC   DDDD   DD CCC   BCCCCCCC   DDDDDD |
| F   F D   FF   EED   DD   DD   D   DDDD           DDDD   C BB   BB   DD CCCC   D   DDD   CCC   CCCC   D DD |
| G   F EE FGG FFF ED   DDD   CCCCC DD           D   D C B   B   CDE D CCCC   D   DD   CCCCC   DDDDDDD EEEE   DD EE |
| FGG GF   FG G FFF E DDDDDDD           D D           CCC C DDDD C BBBB   C D   CCCC   D DDDD   CCCC   CCCC   DDDDDD EE   E D EE |
| F G G FFFFG H   FFF E   D   DDDD   E DDD   CCCCC   D   C   BBB   C   D D C   CCC   DDDD   CCCC   C CCCC   DDD D E F EE E FFF |
|   G FF           G FF E           D   EEEE E DD   CCCCC C   CC BB   C   DDD CCCC           CCC   C   CCC   DD   EE FF   F |
| F   FF   HIIHG F   EEEE EEEEEEE   FF   E DD   CCCCC CCCC CC   C   DDDD CCCC           C   CCCC   BB B   CC   D   E FFFF   F GGG |
| EFF FFF GHIJ HG F EEEEEEEEEEE   F   F EE D   CCC   CCCC   CC           CDDDD CCCC   CCCCCCCCC   BBBB   CC D   EEE F   FFFF   G |
| F   F   G H HG F EEEEEEEEEEE   EE           E DD   CCCCCC   CCCC CC DDD   CCCCCCCCCCCCCC           B   C   DDD   E F   F |
| GGGGGG   GGF EEEEEEE   EEE   F           DDDD   CCCCC   CCCCCC   CCCCCCCCCC           BB   CCC   CCC DDD   E F GGG   F |
| G   G F   EE   E   E D DDDD           CC           D   CCCC   CCCCCCCCCC           BBB BB C   C   DD   EF GG GGGG   FF |
| HH   HGFE DDDDD   E   E D   CC   CC           DDDD   CCCC CCCCC C           BB   B   DD DDD EEE   F G   GG   FF |
| HH   HGF E   DDDD   EEE D CCCCCC   CCC           DDDD   CCCCCCCCCC           BBBB C DDDDD   EEEE   E FF G   FF   E |
| G HHHGF E   D   DD CC CC           CCCC   C   D DDDD   CCCCCCCCCC           CC CCC DDD   EEEEEEEEE   FFFF   E |
| H H G   EE           DDD   C           CC   CCC   DD   DD   CCCC CCCCCC           C   DDD   EE   EEEE   EEEE EEEE D |
| G H H G F E   E D   CC B   BBB           CCCCC DD   DD   CCCC   CCCCCC           C DDDDDDD   E FF   EEEE DDDDD   D |
| G HH   G F EEEEE   DD   CC   C           CCCCC   CC   D D   DD   CCCCCC CCCCCCCCCC   DD DDDD   E E   EEEEEEE   DDDDDDD |
| F G GG   F   EEE   EE DD   CCC   C   CCCCCC           D D   DD   CC CC   CCC           D   EE EE EEEEE   DD D   DDD |
| F GGG   FFFF   FFF EE D   CCC   CCCC           D   DDDDDDDDD DDD           DDDDD   E   EEEEEEE   DD   C |
| F GGG   FFFF   FFF E D   CCC   CC           DDDDDDD   DDDDDDDDDDD   D DD           EEEEEEE E           DDD   CCCCCCCCC |
| F   FFFFFFFF   F E D   C           DDDDDDDDDDDDD   DDDDDDD   DDD   D DDD   EEEEEEEEEEEEEEEEE   DDDDDDD   CCCCCCCCC |
| GG GG   G   FFF   F E D   C           DDDDDDDDDDDDD   DDDDDDDDD   DDDDDDD   E   EEEEEEEEEEEEEEEEE   DDDDDDD   CCCCCCCCC |
| HH   G   F   F E D   CC           DDDDDDDDDDDDD   DDDDDDD   DDD DDDDD   E   EEEEEEE   EEEEEEEEE   E   DDDDDDDDDDD   CC |
| I   H H G           F E D   CCCC           DDDDDDDDDDDDD   DD   DDDD           EEEEEEE   EEEEEEEEE   E   DDDDDDDDDDD   DD |
| J II H   GG   GG F ED   CC   CC           DDDDD DDD   DDD   EEE   EEEEE   EEEEE   E   EE   DDDDDDDDDDD   DD |
| I   H   GG           F E D CCCCC   CCCC           DDDD DDDDD   DDD   EEEE   EEEEE   EEEEE   E   EEE   D   DDD   DDDDDDD |
| H   G   F           FF E D CCCCC   CCCC           DDDDDDDDD   DDDDDDDDD   DDDDDDD   DDD   DDDDDDD |
| G   FF F   FF   FF E DD CC           CCCCC   DDDDD   DD           E   EE   EEE           EEEEEEE   DDDDDDD   DDDDD   D   EEE   DGD |
| FF EEEEE   FF FFEE DD CC           CCCCCC   DDDDD   DD           EEEEEEE   EEE           EEEEEEE   DDDDD   DDD   EEE   DD |
|   E   FFF           DDDDD   DD           EEEEEEE           D           EEEEE   DD           DD           EEE   DD |
|   EEEEE           D           D           D           D           EEEEE           D           D           E DD |

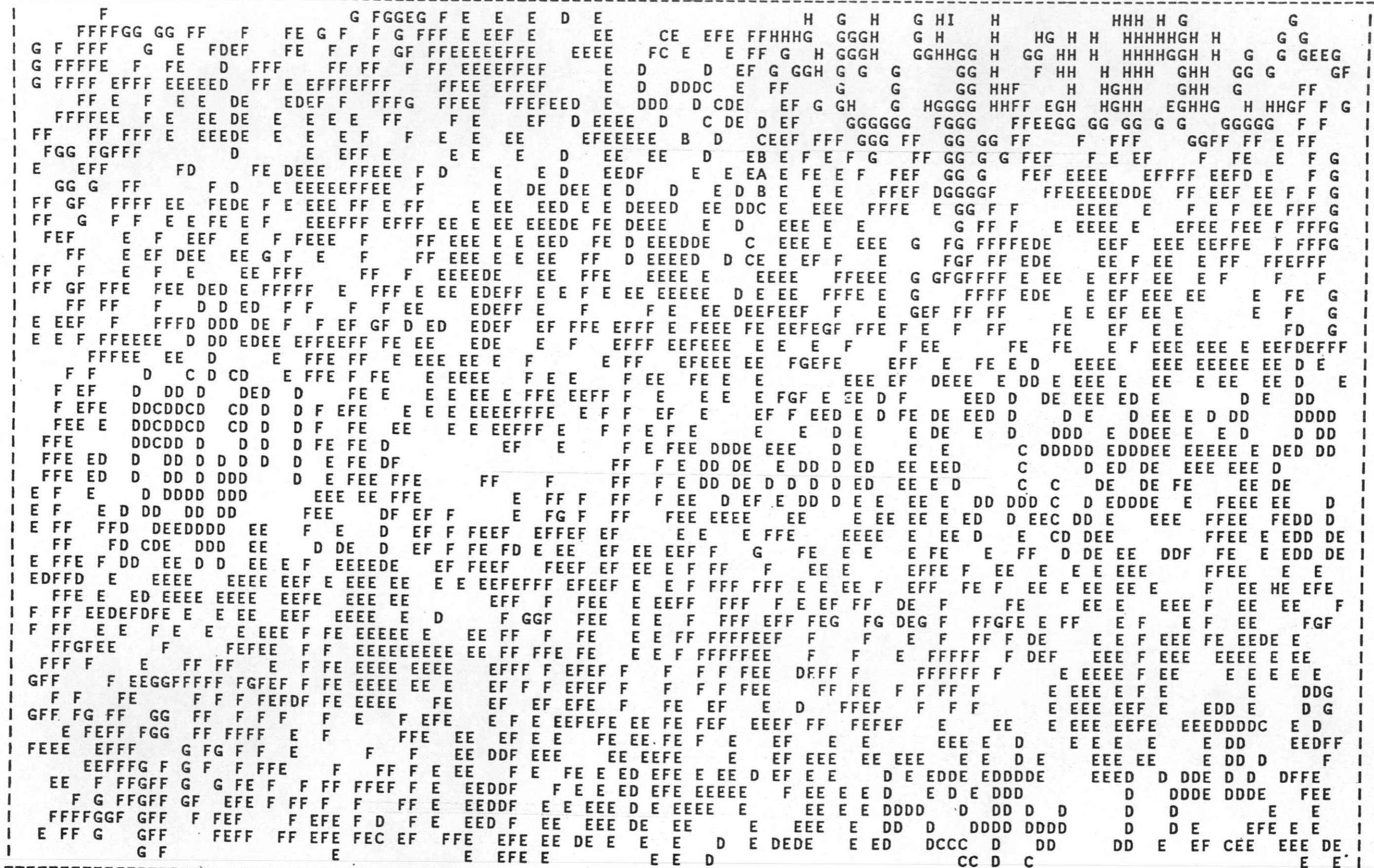
```



```

I      F      EFF      EE      FD      F FE GED G F G      FFFE E      I
I F E  F G  EFFFC  FFFEE F  FFF  FE E  FE FDE      F F  FED      G G F      G GG F G E  EFE  FFF  E  ED  DE  DC  I
I FF  FFE FGFF FFFD F      EE G F      E  FF  GFEFF E  EEFE DEE D      F FFG  FFGFEGG FFG  EEEEF EFF      F FFF EEE  D E  I
I      F F E  EFF F  F      E GG F FGG D  FG FGFEFF D  F  DE  D      FFF F GGG  GF GGF  G      DFF      F FFF F F  D  I
I GFF FEEF F  F      G  EFGG F  GGGC GG G  FE FE  E  FF ED D  D FE F  FF  GGGGGG F GF  G  DD  FF  FGG F  F  FF F D  EE F  I
I      F  FEEFE  E      F  G      GGF      B  GF  FE F  EEF  DE D  C  DEFE  FF      GG  G  G  D D  GGF GGFE HG      G E  I
I      GFFE  FF  F G  GGG  EFGG  G  G  FG  GF  GF      E  FF F  EDCE  EFD  F  G  G  G  G  EE      F  F  GFG F  FG  FFFF  I
I      G F F  G G  FGFGG  G G  F  GG  GGGE  GG G  F      FG  F F  DBED  EEFCFF  FF F G  G  GGGG  EEF  FFF  F F  F  FF F  FFFF  I
I      H G G  G  GFGGG  GHG  EFF F  G  G  G  G  FF      FFG  FD      EFB  FF  FFG  GF  EG  GG  FFF  FF  EE  F  G  FF  E  EEF  F  I
I      H  G  HHHHH  F  GGE  HG  E  FFG  H  GH  FF  G  F  G  GG  G  DAF  FEFA  FFG  F  FG  GF  DGH  G      FFEE  D  E  FFF  EEE  F  I
I      HHG  F  HHH  G  F  G  GHGG  FF  GHH  GG  H  F  G  F  F  GFG  GG  GG  B  GFE  FFGFFFFGGGGF  F  G  G  FFE  FFE  E  FFF  EE  F  GF  I
I  G  HG  F  HH  GG  GFG  GFG  GHHHGGG  H  G      GFGG  G  G  E  FGF  E  F  F  GGGGFGF  G  G  FF  F  E  F  FFF  E  G  GF  I
I      G  I  GH  GG  HGFG  G  H  HG  HH  GG  G  GG  G  G  G  F  F  GF  F  FG  G  G  GFF  G  GG  FEFFE  E  FFFFF  F  FF  F  H  G  I
I      GGH  G  GH  GG  G  HG  GGH  G  FH  H  HHHH  GG  GF  GGHG  G  H  F  G  F  G  FDDFF  GGGF  G  F  G  GG  FEFFE  EF  G  FFF  FF  FF  F  G  F  I
I  H  G  GG  H  G  GG  GG  H  HGG  G  HHH  H  G  FG  HG  G  HH  GGG  G  FD  G      F  GG  F  FG  FGGG  FF  EF  G  GFFF  FF  GFF  G  GFF  I
I      H  H  G  G  HH  GFF  H  HH  GGGGFG  HHG  G  HH  FF  GGGFG  F  GG  G  H  G  GGHF  G  GGGFD  F  G  F  F  FF  FF  F  G  I
I      H  G  HG  FG  G  H  H  F  H  H  GGF  H  G  H  G  GGG  GG  E  G  HH  G  GGH  GGGGGG  F  FFF  G  F  FF  F  FF  FF  G  I
I      G  H  HHG  H  F  F  G  FGHII  HGGH  GGF  G  IH  GGGG  GG  FG  HG  HH  GGH  G  GGHF  GG  F  G  GH  FGF  F  FF  E  GH  I
I  GGG  HH  H  E  FF  F  IHFFHI  IH  G  FFGGF  I  G  H  H  GG  H  HGGG  H  IG  HHH  G  GH  G  F  GG  GHF  G  FGF  F  FF  GH  I
I  GG  HHHGGG  G  F  G  GHH  H  H  I  GGF  IH  HHH  GH  H  G  GGG  GI  G  IHHH  G  H  G  G  F  GGG  GG  G  FF  FGFFF  FFGE  I
I  G  H  H  HGG  GE  F  G  G  GHG  HH  HGGHHGG  GH  H  HHHHH  HH  H  G  GGGG  IH  I  HH  H  F  GF  G  GGG  GG  GGFF  FGFFF  FFG  FF  G  I
I  GHH  H  H  GF  G  F  GE  HH  H  H  GHH  GG  I  HHHH  H  H  HH  GG  HIHHI  HGHHGF  H  G  GG  FF  EFGG  G  G  FFF  F  FFF  FF  F  F  I
I  G  HGHH  EFF  G  FGF  G  HH  GHGFG  HHHHH  G  I  HH  HIH  H  H  GG  G  HHGFFHG  GFGGE  EE  GG  GFFFF  F  FF  F  FF  EEF  I
I      GHGH  FEFFE  GGEFGF  G  H  G  G  HHHHH  G  II  H  H  H  H  GG  GH  HH  G  H  F  HG  GF  GEF  E  FFFGF  E  FEFFFF  F  I
I  H  GG  GH  FF  FFE  G  EF  FGGF  HH  G  F  HHH  IH  I  HHGGG  GHHH  GG  GH  HG  FGF  EF  E  EFFF  G  F  GFF  FF  FFF  FFFF  I
I  H  G  H  FF  FF  G  F  FGGF  H  G  FG  H  H  H  H  IH  H  IHH  GGGG  HGHHGG  F  HGG  GFF  EF  E  F  F  GF  GGFFF  FF  FFFF  I
I  HHG  G  H  F  FFF  G  F  FGGF  G  GH  GGH  H  HH  HGHI  IHHG  GGG  H  G  GF  F  F  GG  GFF  E  E  F  FFG  E  G  FF  G  GFF  F  I
I  HHG  G  H  F  FFF  G  FF  G  F  G  F  G  H  GH  HH  HG  IHGHI  H  G  G  HF  F  FGF  G  GGGGF  E  E  FE  EFG  E  FF  GG  EEG  F  FF  I
I  HGH  GGH  F  G  F  G  G  HG  G  HH  GGH  H  H  HGHI  HHIIHG  GGG  F  F  FGF  G  GGGFFF  FFF  E  F  G  GG  F  G  GG  FFFF  I
I  FHHHG  H  F  G  G  GGG  GH  H  HFHHH  H  H  HGHH  HHGHI  HHI  H  G  GHGFGF  GFG  G  G  F  F  F  GFF  F  GFFF  I
I  GEH  HH  GHG  G  GGGG  H  GG  HH  H  H  HHH  HGHHHH  H  GHI  HI  H  G  H  GG  FF  G  GHG  G  GE  FGGG  FFGG  FFFG  F  GF  FFFF  I
I  DH  EGG  G  G  GG  G  H  G  GH  HHH  H  HG  H  I  HHH  IH  HG  FGG  GHG  GFG  GF  H  GDFFFG  G  F  G  G  G  F  F  I
I  GEHI  HHGF  GGH  GG  G  GH  HHHGH  H  H  HG  G  IH  GH  H  H  HHH  H  FG  G  H  H  G  G  G  G  EF  G  G  FGGH  GF  F  I
I  FHIF  GG  GH  G  G  GH  HHIIHH  HH  H  H  HH  H  IIHH  GHHHHHHHHH  H  H  GG  GGG  H  H  GG  GG  G  GGG  GG  FFG  H  G  GF  GG  I
I  HGHI  GG  FHG  HH  GHG  GHG  HHH  HH  GHG  H  H  I  HHG  HH  H  H  IH  HGG  GG  H  FG  HH  F  G  G  FG  H  GFH  GG  I
I  HH  H  F  G  G  G  HGI  HHH  H  HHHI  I  HG  HGGH  H  HH  G  HFHGHGH  G  H  HH  H  F  HGG  H  G  G  HH  I
I  IHH  H  G  HF  I  H  GI  H  HHH  GHGGH  I  H  G  HG  GHHHHIH  HGGH  FHGH  H  GFG  H  HHFEHG  G  H  F  H  HGG  G  H  I
I  I  H  GGHH  HHI  HHI  H  GI  HH  H  HHGG  H  HIIH  H  H  HG  GHHHH  H  HGGH  FH  H  HGHHGG  HH  H  F  G  GGGG  G  H  F  G  G  GE  GG  H  I
I      II  H  I  HI  H  IHI  IGI  IH  HH  HH  H  G  H  HI  H  H  HG  HHHHHGHGGH  H  HHH  HG  GHHH  FF  G  GGGGG  HFF  G  GG  GE  F  H  I
I  JI  H  I  HHG  I  I  II  HIGI  I  HH  HIH  HI  H  G  HH  HG  EHHHHH  GHGH  H  G  GGF  G  HFF  GG  F  E  F  F  H  I
I  JI  H  H  HGG  J  I  I  JIHIGI  I  I  J  GGHII  HIH  G  H  HHH  HF  GH  GG  GG  HFF  F  HFFE  FF  EFFFFEIH  I
I  H  HJ  H  I  I  I  I  I  II  H  H  II  H  G  HH  HHHHGHGHGG  H  HG  G  H  H  H  FG  HG  GGG  GG  FFFF  GGG  F  E  F  F  E  F  H  I
I  I  H  G  H  II  IIIIHI  IHHI  IHHI  GG  H  G  G  GHH  HGHHGGH  G  G  GGG  GGFFEF  GF  FF  G  GF  FFFF  F  FGGFH  I
I  GGG  I  I  I  HI  II  HI  IHH  I  IH  H  F  IHGG  FG  GFGG  GHHH  GH  G  GGG  G  GFFGGGG  FGG  E  F  FGF  FFFF  FFF  I
I  F  HIIIJ  J  HIHI  IHI  HI  I  H  H  G  IG  GF  GHGH  H  G  G  F  GFF  G  EEFG  EF  F  FF  F  FE  F  HGG  I
I  G  HHI  IJJ  J  II  HIHI  IHHI  IHHI  II  H  HHGFFI  GH  F  GF  GH  G  G  F  HF  FFF  FFFFFFFE  FFE  E  F  E  FFFF  F  FF  FG  G  I
I  GHHH  J  IJ  I  JII  HI  IIIH  I  I  GI  I  H  H  GF  I  G  HFFGGGF  G  GGG  F  FF  FFGFFFF  E  E  EE  E  F  FEF  FEFF  GF  G  I
I  I  I  IJHI  II  H  II  H  IHHFIH  H  HG  IG  GGGF  GGGF  G  F  FFG  FG  FF  F  EEEE  EE  EEE  F  E  EF  G  GF  HGFG  GF  I
I  JII  JJ  JHI  J  II  H  I  HH  II  I  IH  HGHHG  G  GGH  GG  GF  G  FEE  G  G  FFEF  EDD  D  D  E  DF  E  EF  H  GG  D  GI  GGG  I
I      JH      HG  G  I  FFE  DDDD  D  GGE  I

```

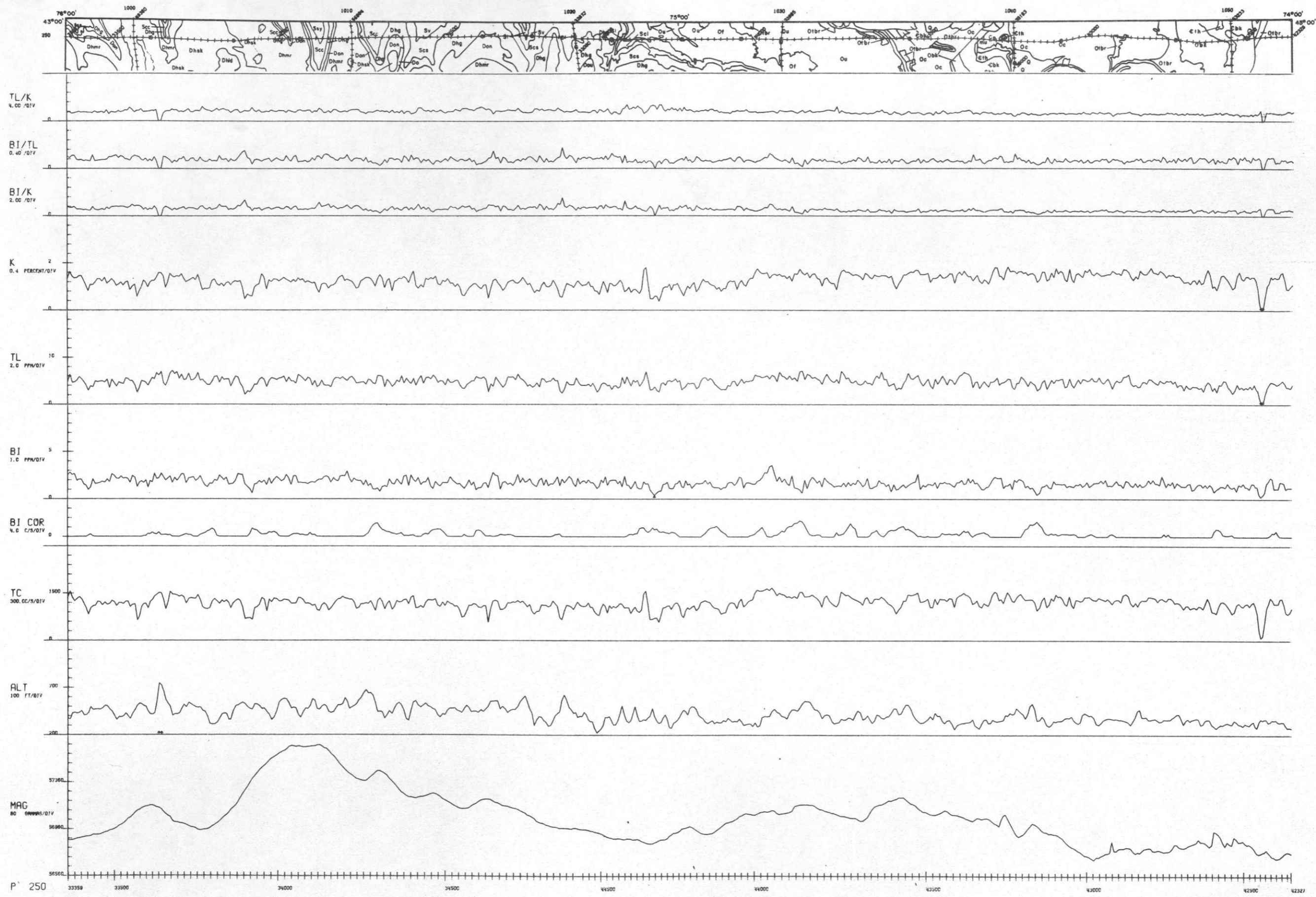





```

I      D      DD B C D CDDDCEDC D D C      CC B B BC C      BBB BB
I DCC      CCCD DDDD C      C      D BC D C C DC DDDE      DD C D CC C DD      C C C      C C BC D B      C CB      B BB B
I C DD      CC D D E      EDC C      DD      DC D E EEED D EE      D C DCB      DCC CCCC CC C CC DCBB CCC CC      C C BCCC C
I D DE C E D ED D      D DD C      EDC      DC D DE E FFGF F D D      DC DD      C C DC      D E C      D DC      C CC      C
I C DC      C DFE D CED      D D DD      C      DC      C C DD FF IG G G G      D      CC D DDDD D D      C D      DCC DDD D      C CCD D      DDC
I CB DC E      D ECD      DCD DDDCD      CCCD      C C      D EG EFC I H FEEE      EDD      DDCDD D FE D      ED      CC D      D E D D
I C CD C CC D      C CC      C DDD      D C      DC DD      D E      H HG F E      EDD E D D D      D DD D      D      EDDGE C      DDC DD
I C C      CDCC      EDC CCDDDC      D DD CDC ED D DD DDDD D EC      G      FG F F      EDDE ED D      D EDEE      E DEDDFE C D EEDD DD E
I C      B D      C D CC CDD      C D EDD CDC      D DDD      D D      D D GFF C EF      DD      EDD      E E      D D ED DE E DEDDEE CDD E D D E
I C CBBDB C CCCC C      D B CCD      DD C      D DD      EDE      EEFDEF AC EG G      F F      DD E F      ECCDD      E DD      E D      D      D F E      C F
I CC C C      C CC CCC      D BCCD      DD C      D D      E DDE E E E      DEE      D      FD EDD      D      C DDC      DD      EDD D D      D      E      C      EE
I CC      D CC C      CC DCBCCD      D DD DC      D      D E D      E E      DB DE FEFD ED      E D      E DC DDC      D      EEDDDDD      DDDE      DBCD
I CCC D D CCCC      CD      CB C D      D DD D      D D      D      D EDD CE      D DD      EE DD      E D DDDC      DCDDDC      DE DEEE      DDEDD      DD DD      BCD D
I C C      CCCC D D CD      BBC D      DDDDD      CC      D D      D      EEDDDC      DD CDDDD      E DDDE      CDDCDDDC      CDD      D DDEE      C DDEDDC      DCD CC      CC
I C C C      CCCC      DCD      B C D      DDDDD      CC      DED      DD E      D      DDC      DDD      DED D C D      C DD      D D      ED C CD      DDC      DC      B
I C      C C CDDDD D C BBCC      DD D      CC      DEDDD DDD      DCDE D      DDD DD      C DC CC D      C DD      D DDEED C      DDED      CD
I C      C      CDDD DD      D      D      CCC      DEDD DD DD DC DC      CD DDD      C D CCCCDD      D C      DD      D      D DD D      DD CDD      C
I C D      C      D D      BDC      D      C CCC      DED      D      DDDDC      CDCD D D      D      CCCCCD      CC D      D      C C D D      DDD DDD      DD C DC      C
I      E      DDC CE      D      D      DE      DCCC      DED      EDCCDDDDCC      D      DD D      EBD D C      CCD CC DDD      CDD      D DDDDD      DE      DDD      DC
I DD      DDD      D DDD D      DD      E D      CCC      DDED      EDC DDD C      C C DD D      D      CC      C DD      DDDDD      D DC      D      D DDDDD      DD DDD      DCD
I DDDC      DDDDD DD      DEC D DDD E DD      D E      ED      DDD DD      DCDDDD      D      D C      ED D      DD D DD DD      D E D D      D      D      D E      D
I DDD C D      DDDF      DED      D D D      E      DD      EEE      D DDDDE DD      D DD DD      DDCD      CCDDDF      D      DD E      DDE      D      DDED      D      E      E DDE
I DD C D      D ED DC FD      DD      D E EB DDD      EEE      D D      DDD      DCDDDD      DD DD D      CDD G      EED      E D      DEEEEDFDEE      D      EEE      F DE F FE
I DDD      D EDF      DDD      D      DECDDDD      DED      DDD      D      DDDDDDD      E      DDC      ED E      E ED D DE      EE      EEDF      DE      EE      D D      EEE      E      F G E
I DD DD D      E GE FEDE      ED      E DE D      DDDDD      DDED      D      DDD      DDD DDD      EEE      D      DFE      E ED DDDE      E      E      EE      F      E      D      EEE      EE      F FE
I DD DE      E GEE      EEEE      EEDED      D      DDDDEDD      DD D E DDD      D DE      E      DDEFD      E      DDD      E      F      E      E      DD      EEE      E      D D
I EDD      E GE      FEEE      E EEEE      EDC      E      DD      EDD      DD DCE      DD      DE      F D E      FDEE      D DD C      EE      G      E      E      DD      E D      E      C D
I EDD E      CE      GEFG      EDEE      E      DC      CC      DDCCE      D      D      D ED DDEE      FF      FD      EF      D      E      D DD      EFE      F      F      F      E      F      F      DD      DE      D      E      FDGD
I E DEEDECE      FFE      EDEE      C      EE      DDDC      D D      DDD      EDDDD      D      E      DD      DE      D      E      DD      C      G      E      EDD      E      D      DDE      D      EFEG
I E D C      E      F E      E E E E      DEEDDDDDC      DDD      D      DD      DD DD      DDE      E      D D      EDD      E      DD      EED      D      E      F      EDDDED      D      DDED      EF      G      E
I      D D      E GF      EE      EEE      E      DDEEDDEEDED      DD      D      EE      DD      D      DD      DD      DDDDC      CD      DD      E      DFEDDED      D      DDD      D      DE      D      E      GFE      F
I      CDB      E H      D      E      EEEEE      DD      DE      D      E      D      DD      DEE      D      DE      DC      D      C      DD      D      DDDE      DEE      I      CE      ED      ED      DFG      E      F
I E DC      D      E      GEDDDEE      EEE      D      EE      EE      EDD      DD      D      EE      D      D      C      DC      D      CDEE      C      D      EDD      E      DE      CHE      D      DC      D      DDE      DD      FF      E
I DCE      DEEE      EDD      EEEEE      D      EE      EEE      EDD      D      DD      D      ED      D      D      C      D      D      DD      E      D      DCD      D      D      DFE      E      DD      D      DD      DD      DD      C      EEDEE
I D      D      FE      DD      EEEEE      DFE      EEE      E      DDD      DED      D      D      D      C      D      D      EDD      E      D      CD      D      D      DDD      CDDFG      D      DD      DD      DD      C      DD
I EE      EDEDDE      EEEEE      DD      ED      E      DDDC      EDCC      D      CCCC      DDC      D      DC      CCDC      C      DD      C      E      D      D      D      DDC      CCCCDD
I      D      FEDED      EEE      ED      E      F      EEE      DDD      EDCC      D      CCD      D      D      DDC      D      D      ED      EDD      DCC      C      C      DDD      C      FD      D      D      D      C      D      EDC      D
I C      E      E      ED      DDEEE      D      F      E      EE      DDDD      D      C      D      CD      DD      D      D      D      D      F      DD      CC      C      D      C      D      C      DDD      D      C      C      ED      D      DD
I CD      E      EE      ED      E      EEE      F      FD      DD      E      DEDD      C      C      C      DDC      D      DDDDD      C      DD      C      C      D      C      C      DE      C      DD      C      CC      C      DE      DDFDDDD      C
I C D      E      EEED      E      DFDD      E      D      D      C      DC      C      DD      C      D      DDD      D      DDC      C      CC      DC      D      EC      C      C      C      D      CCCC      DEEDD      D      C
I CDD      EEED      C      E      E      DED      EDE      DEDD      DC      D      E      CC      DDDD      D      CDDC      CC      D      D      E      CEEDC      C      DCCC      B      CD      EDD      E
I C      DBEDED      D      CD      DD      EE      DEDD      D      E      D      D      D      DD      D      DD      CC      DDD      D      D      D      C      ECC      DDDC      DD      EDD      CCDD      CCCC      BCC      DEE      D      ED
I      E      E      DDDCDDDD      EEE      FDE      D      DD      DDD      E      D      CDD      D      D      C      DD      DD      D      C      C      E      C      DDDC      DDC      CD      DDDC      DCC      DD      EE      DD      EDC
I DEEEEE      EE      DD      D      E      EF      DE      EE      DDDD      D      E      E      C      DCDD      CDD      DDC      D      DD      CCE      D      DCDC      C      CDD      BDDDD      D      C      D      EEDCDDDE      C
I E      F      D      D      E      D      D      C      FFE      C      CD      C      E      D      C      CD      DDE      E      CE      CDC      C      CDD      D      ED      DECDEE      C      DDDEE      C
I EEEFE      DDDDD      D      E      EF      D      DDEE      DD      E      E      ECDD      CD      CDDC      CD      DDE      E      C      D      D      D      D      DD      EDD      D      DDE      E      ECC      D
I DE      E      E      DDDDD      DDD      E      EEDD      D      DE      DDEEED      D      D      D      DDCC      DC      CDC      D      DDC      D      DDD      DDDDD      D      DD      DD      D      FEDDF      E      FD
I D D      D      DDDDDC      CD      EE      D      ED      D      EEDEED      E      D      D      D      DC      DC      C      C      D      DDC      BD      DD      C      DDE      D      EFFE      G      EEED
I      DD      DD      D      C      E      CD      EED      D      CD      F      EDD      DD      CDE      BE      E      CBCD      C      DD      D      D      DEE      DEE      D      DD      ED      DDEEF      E      H      DDE      EDGE
I      D      D      C      D      C      DC      C      E      EED      D      F      DHE








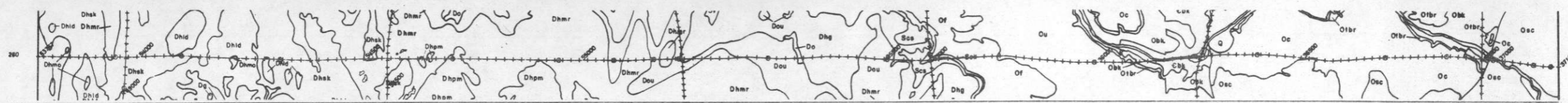
```

↑ FLAGGED SAMPLE VALUES OF
K,U,T INDICATES DATA FAILED
STATISTICAL ADEQUACY TEST

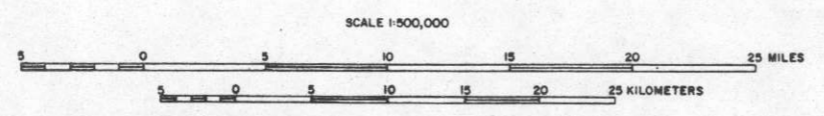


NURE AERIAL GAMMA-RAY AND MAGNETIC
RECONNAISSANCE SURVEY
NEW YORK-BINGHAMTON NK 18-5 QUADRANGLE
RADIOMETRIC MULTIPLE-PARAMETER STACKED PROFILES
1980-1981
BY: CARSON HELICOPTERS, INC. 32-H BLOOMING GLEN ROAD PERKASIE, PENNA. 18944
PREPARED FOR
DEPARTMENT OF ENERGY

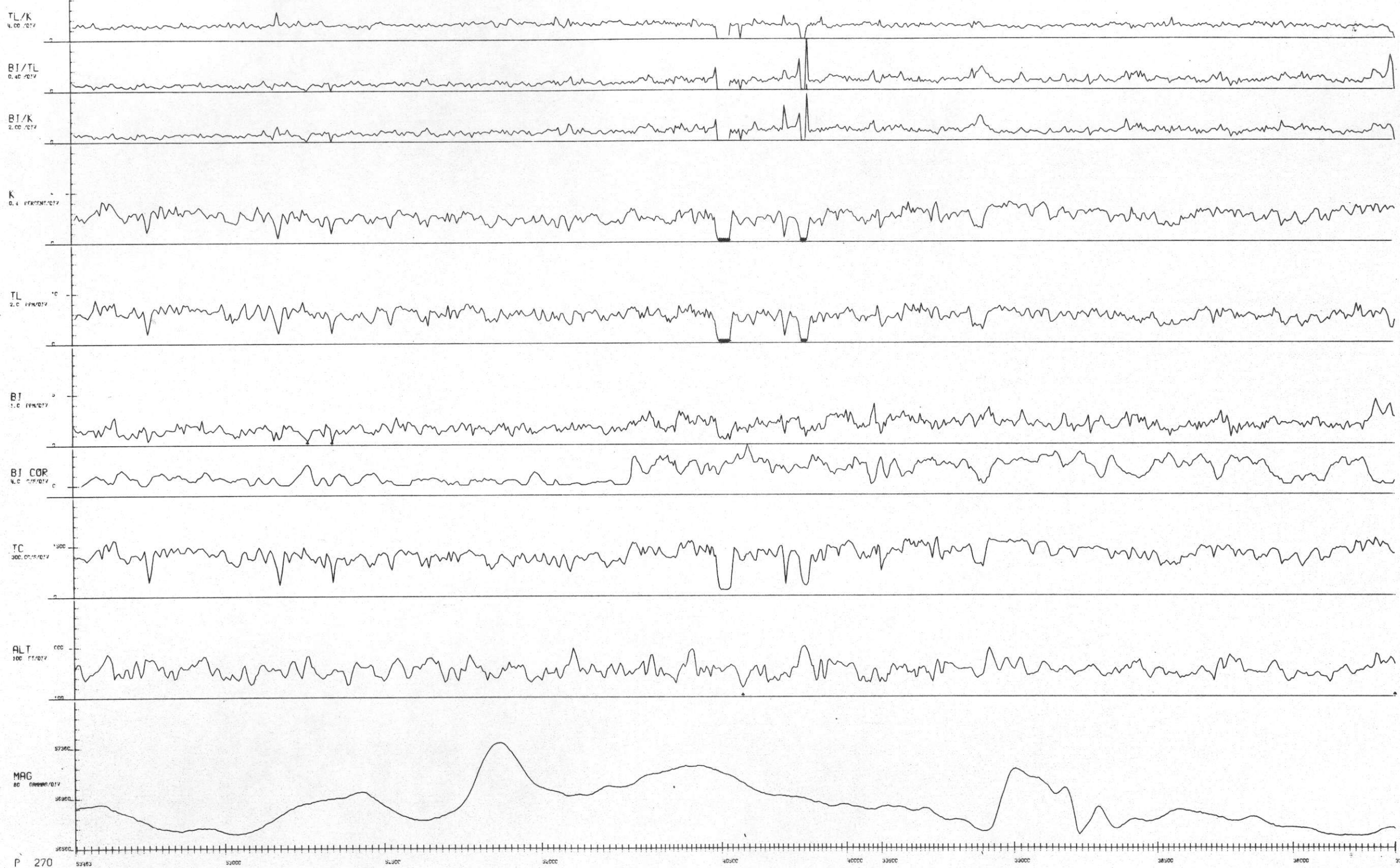
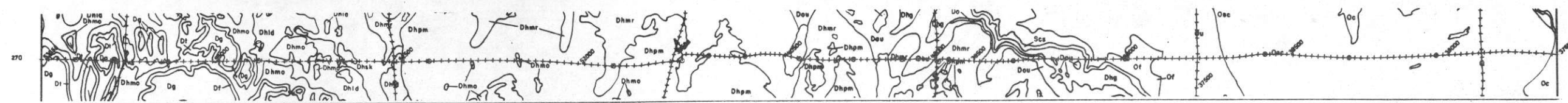


P 260

↑ FLAGGED SAMPLE VALUES OF
K,U,T INDICATES DATA FAILED
STATISTICAL ADEQUACY TEST

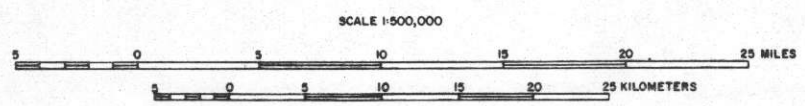


NURE AERIAL GAMMA-RAY AND MAGNETIC
RECONNAISSANCE SURVEY
NEW YORK-BINGHAMTON NK 18-5 QUADRANGLE
RADIOMETRIC MULTIPLE-PARAMETER STACKED PROFILES
1980-1981
BY: CARSON HELICOPTERS, INC. 32-H BLOOMING GLEN ROAD PERKASIE, PENNA. 18944
PREPARED FOR
DEPARTMENT OF ENERGY

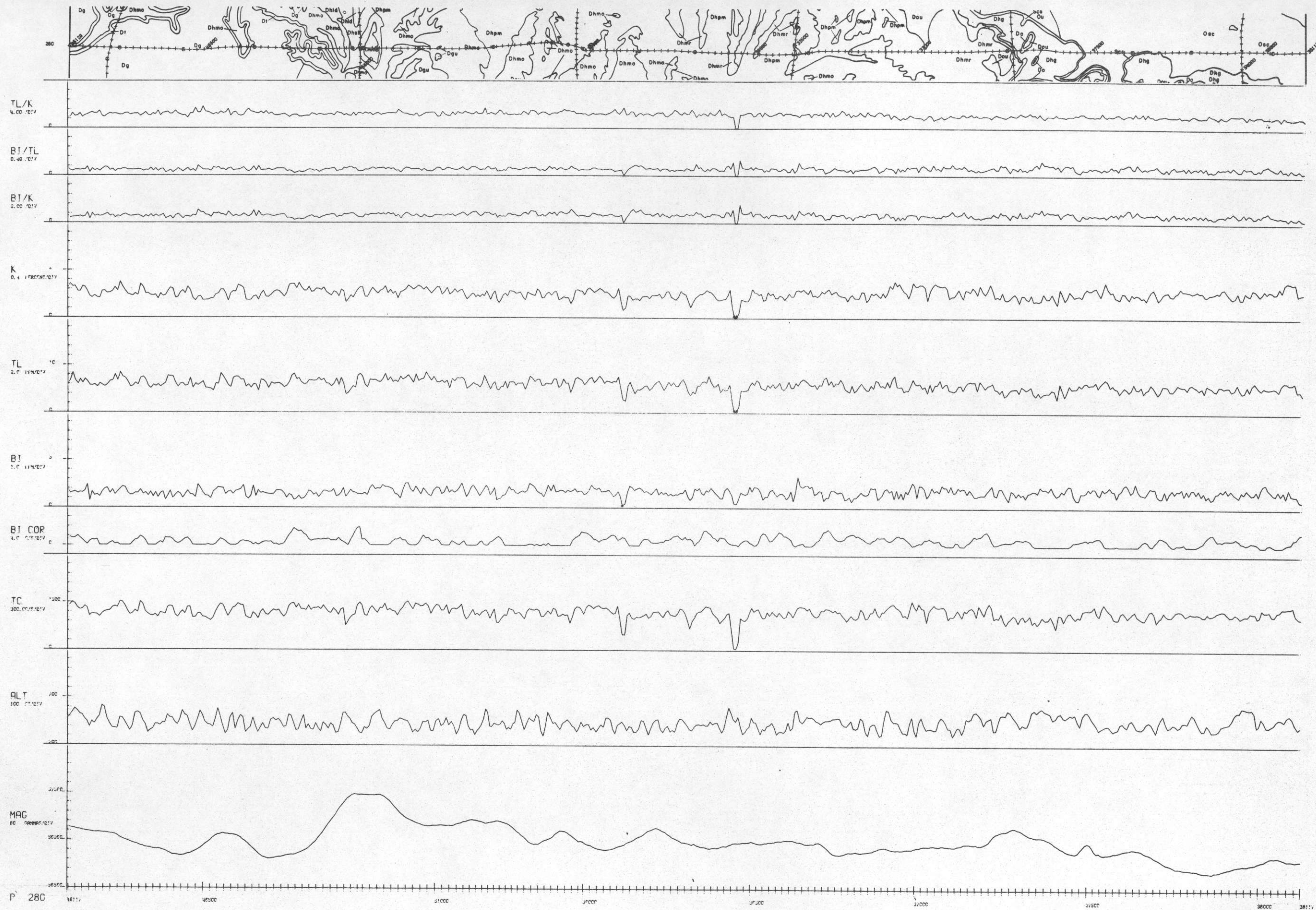


P 270

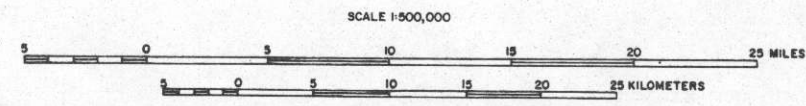
↑ FLAGGED SAMPLE VALUES OF K,U,T INDICATES DATA FAILED STATISTICAL ADEQUACY TEST



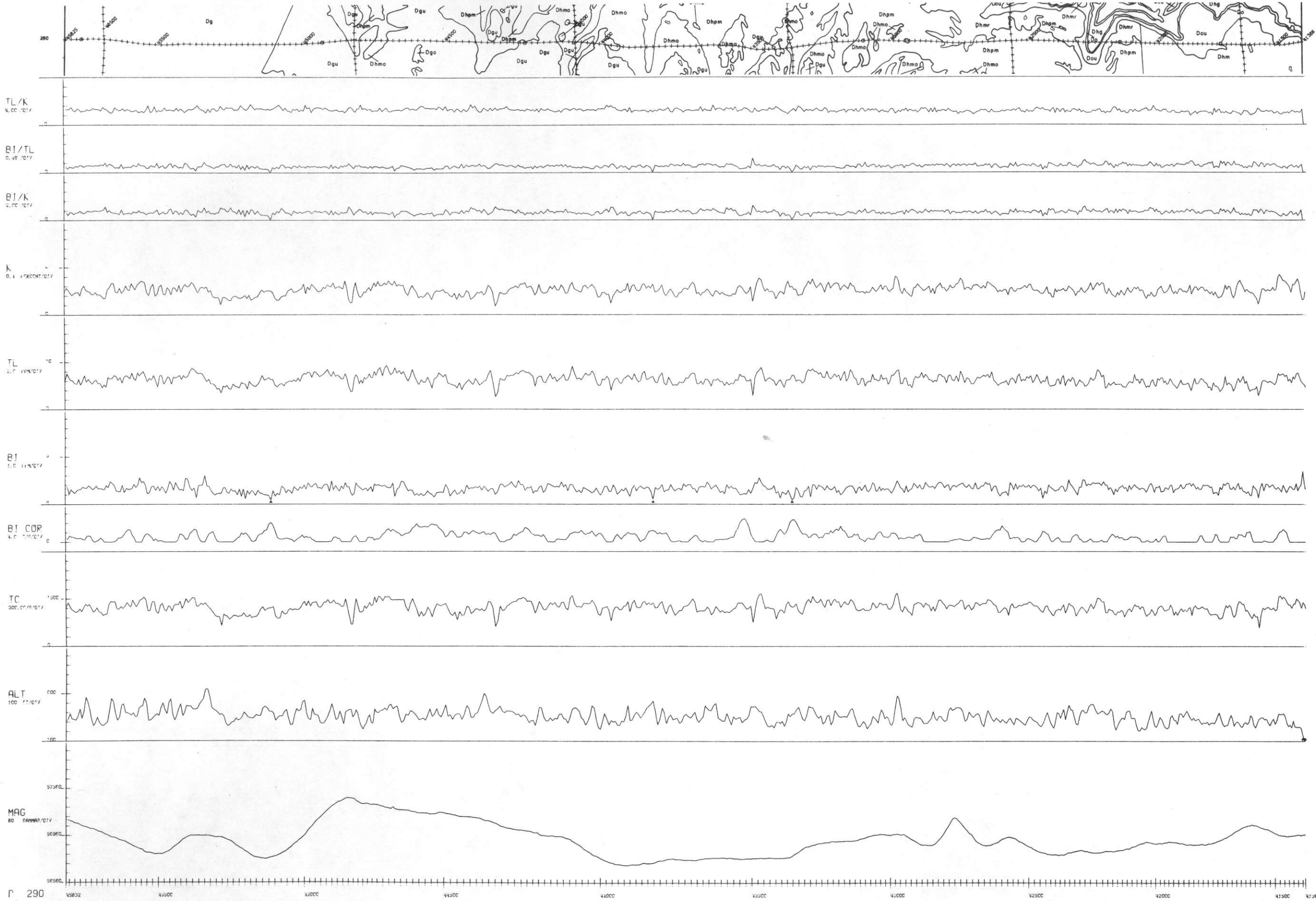
NURE AERIAL GAMMA-RAY AND MAGNETIC RECONNAISSANCE SURVEY
 NEW YORK-BINGHAMTON NK 18-5 QUADRANGLE
 RADIOMETRIC MULTIPLE-PARAMETER STACKED PROFILES
 1980-1981
 BY: CARSON HELICOPTERS, INC. 32-H BLOOMING GLEN ROAD PERKASIE, PENNA. 18944
 PREPARED FOR
 DEPARTMENT OF ENERGY



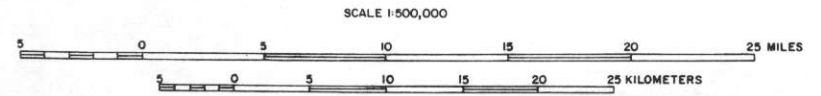
↑ FLAGGED SAMPLE VALUES OF
K,U,T INDICATES DATA FAILED
STATISTICAL ADEQUACY TEST



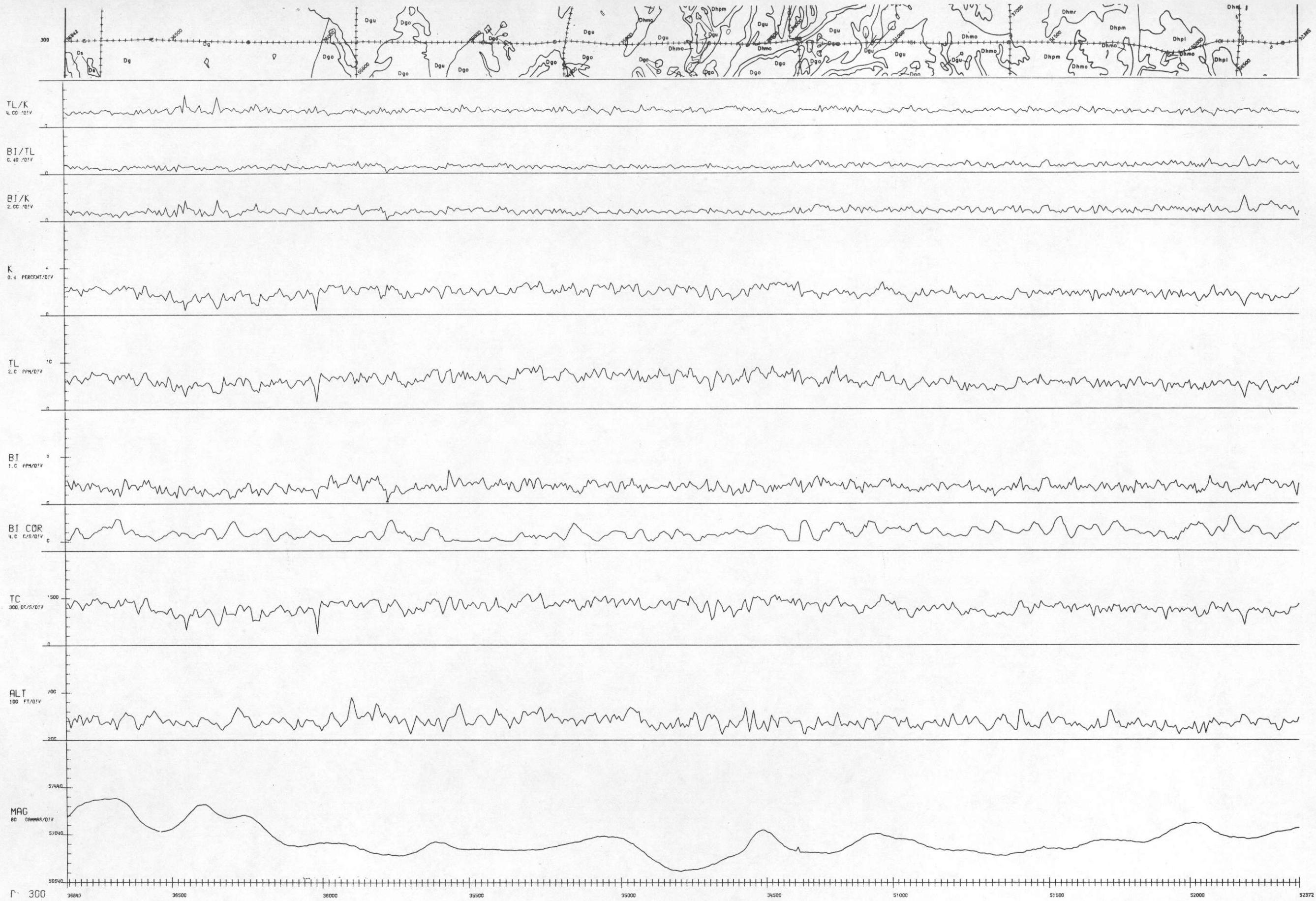
**NURE AERIAL GAMMA-RAY AND MAGNETIC
RECONNAISSANCE SURVEY**
NEW YORK-BINGHAMTON NK 18-5 QUADRANGLE
RADIOMETRIC MULTIPLE-PARAMETER STACKED PROFILES
 1980-1981
 BY: CARSON HELICOPTERS, INC. 32-H BLOOMING GLEN ROAD PERKASIE, PENNA. 18944
 PREPARED FOR
DEPARTMENT OF ENERGY



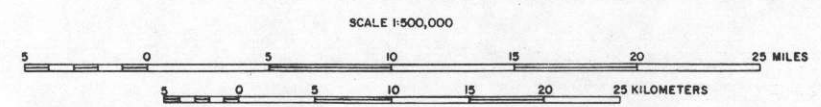
↑ FLAGGED SAMPLE VALUES OF
K,U,T INDICATES DATA FAILED
STATISTICAL ADEQUACY TEST



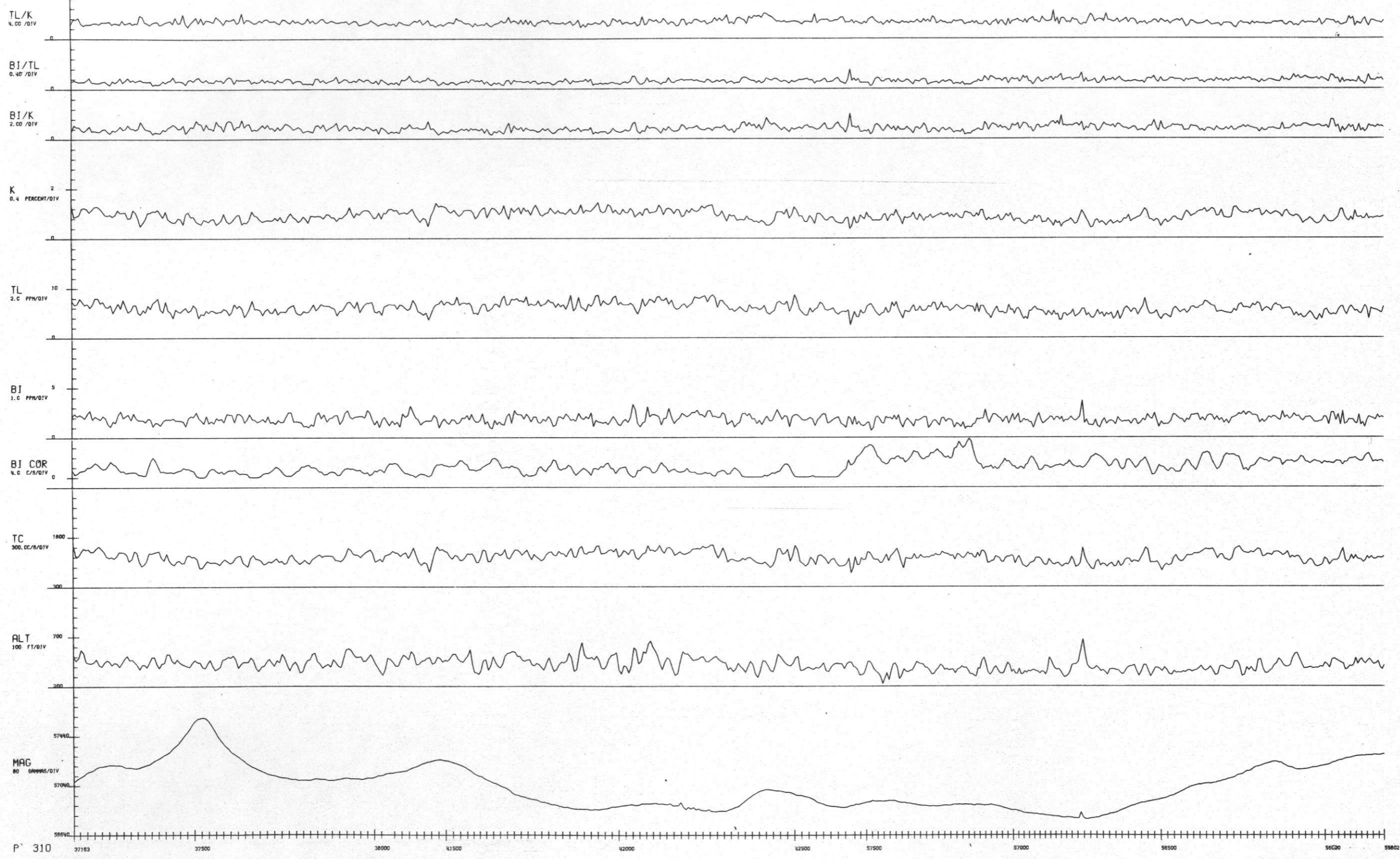

**NURE AERIAL GAMMA-RAY AND MAGNETIC
RECONNAISSANCE SURVEY**
NEW YORK-BINGHAMTON NK 18-5 QUADRANGLE
RADIOMETRIC MULTIPLE-PARAMETER STACKED PROFILES
 1980-1981
 BY: CARSON HELICOPTERS, INC. 32-H BLOOMING GLEN ROAD PERKASIE, PENNA. 18944
 PREPARED FOR
 DEPARTMENT OF ENERGY



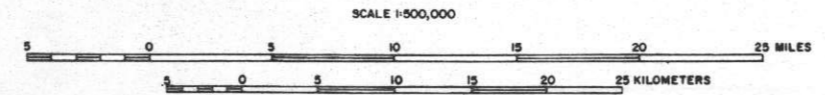
↑ FLAGGED SAMPLE VALUES OF
K,U,T INDICATES DATA FAILED
STATISTICAL ADEQUACY TEST



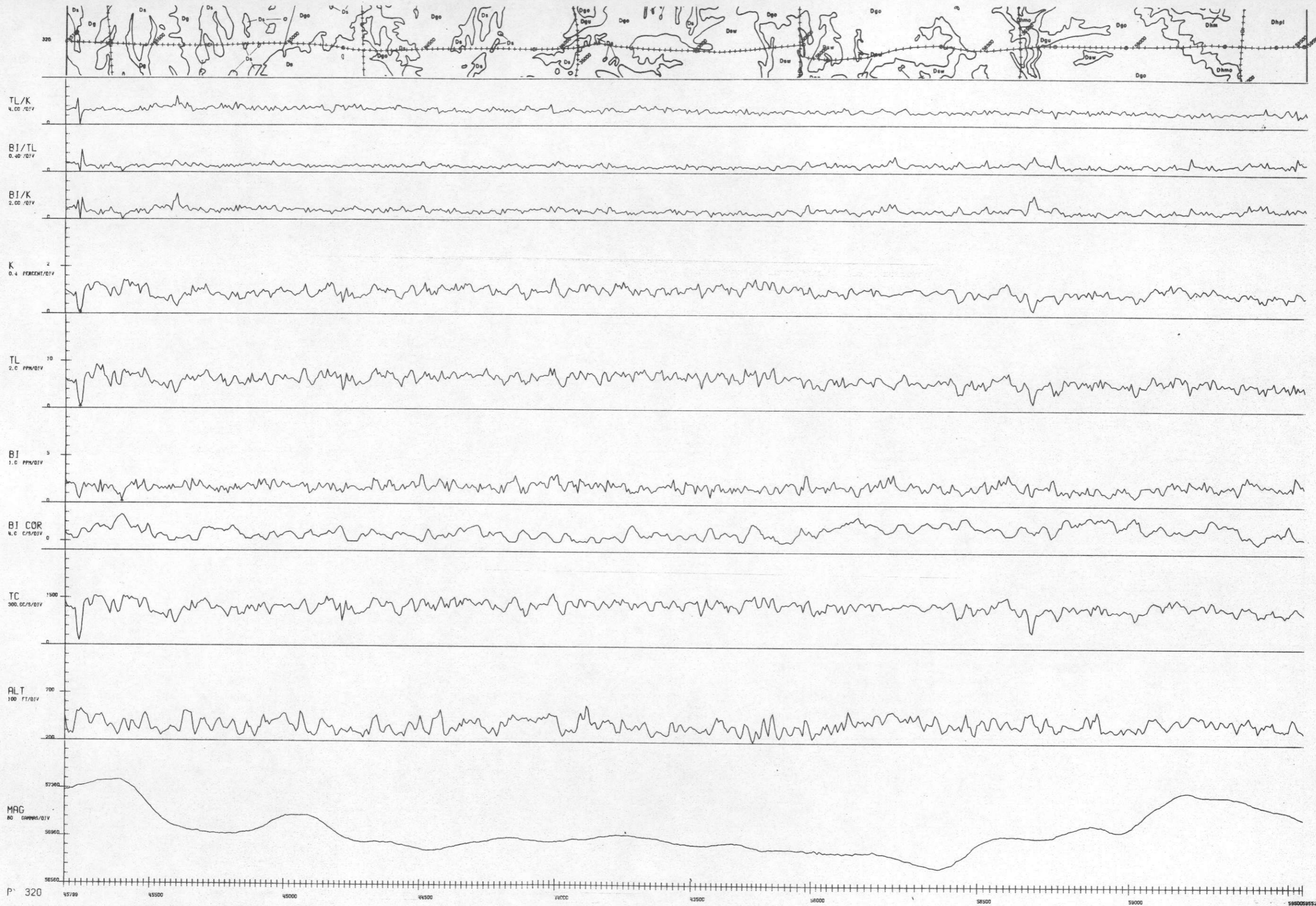
NURE AERIAL GAMMA-RAY AND MAGNETIC
RECONNAISSANCE SURVEY
NEW YORK-BINGHAMTON NK 18-5 QUADRANGLE
RADIOMETRIC MULTIPLE-PARAMETER STACKED PROFILES
1980-1981
BY: CARSON HELICOPTERS, INC. 32-H BLOOMING GLEN ROAD PERKASIE, PENNA. 18944
PREPARED FOR
DEPARTMENT OF ENERGY



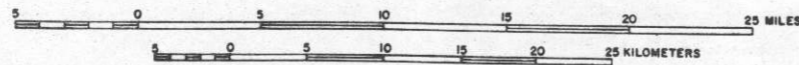
↑ FLAGGED SAMPLE VALUES OF
K, T INDICATES DATA FAILED
STATISTICAL ADEQUACY TEST



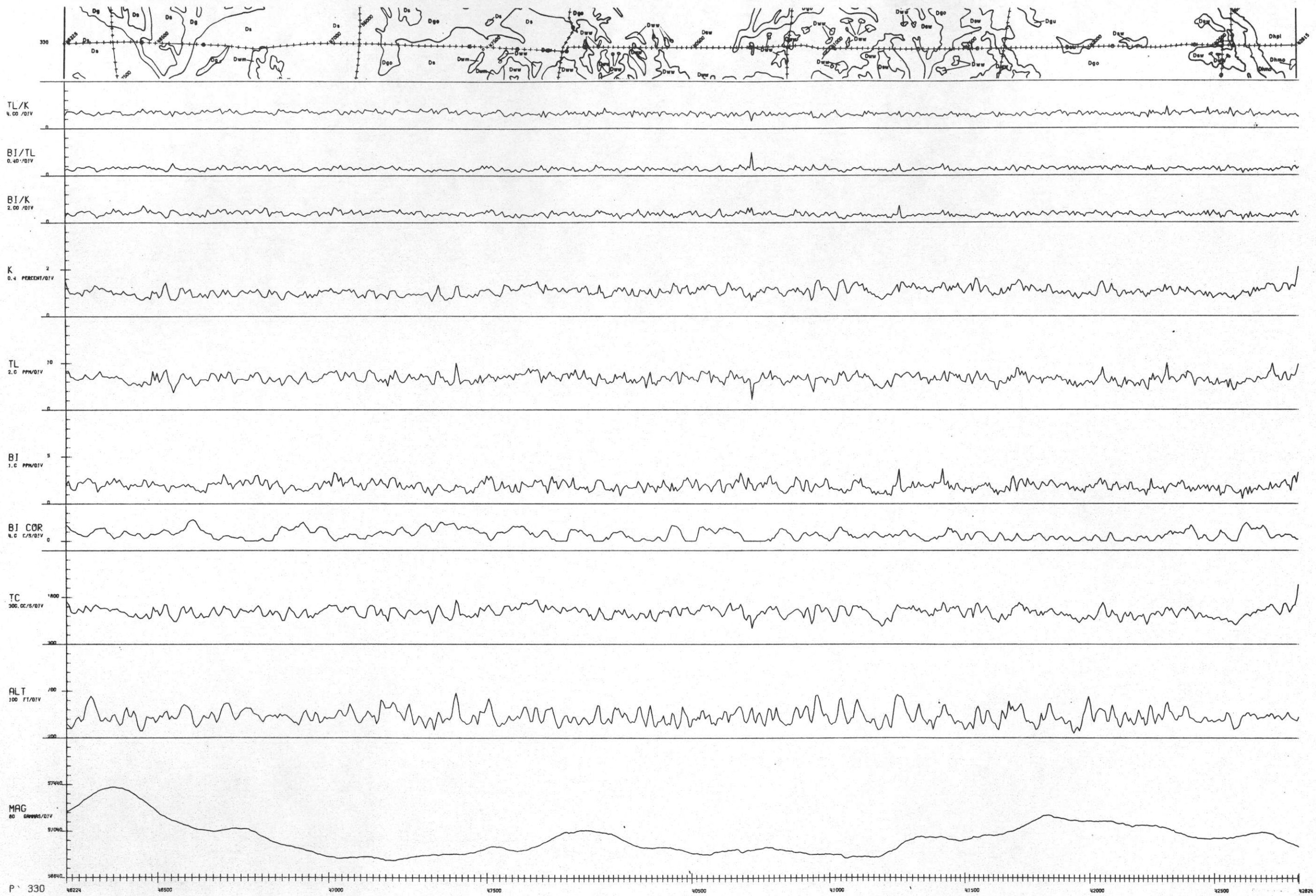
NURE AERIAL GAMMA-RAY AND MAGNETIC
RECONNAISSANCE SURVEY
NEW YORK-BINGHAMTON NK 18-5 QUADRANGLE
RADIOMETRIC MULTIPLE-PARAMETER STACKED PROFILES
1980-1981
BY: CARSON HELICOPTERS, INC. 32-H BLOOMING GLEN ROAD PERKASIE, PENNA. 18944
PREPARED FOR
DEPARTMENT OF ENERGY



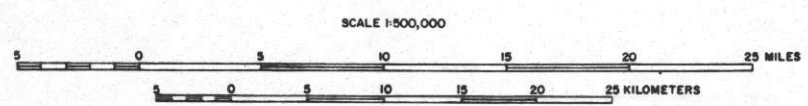
↑ FLAGGED SAMPLE VALUES OF
K,UT INDICATES DATA FAILED
STATISTICAL ADEQUACY TEST



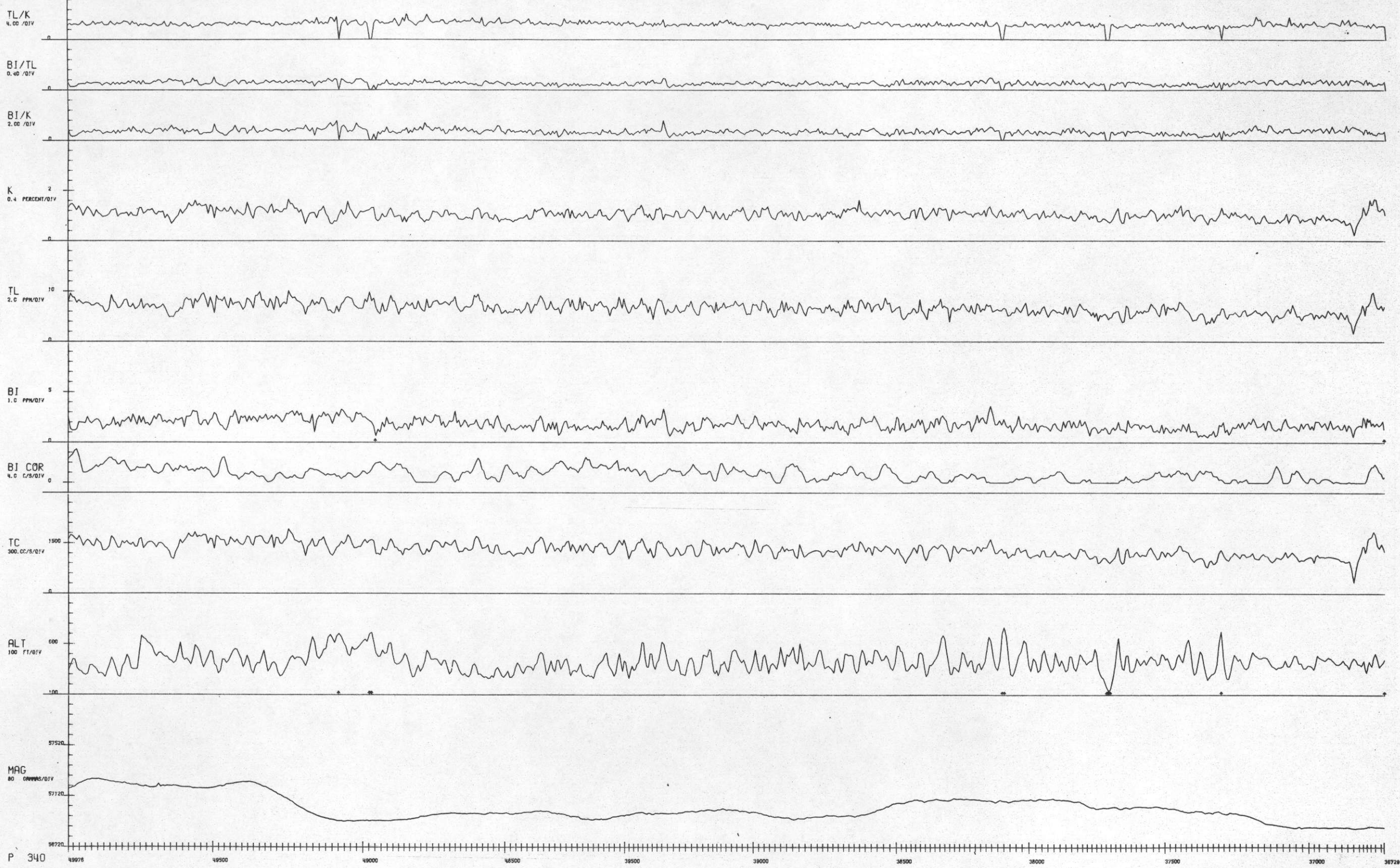
**NURE AERIAL GAMMA-RAY AND MAGNETIC
RECONNAISSANCE SURVEY**
NEW YORK-BINGHAMTON NK 18-5 QUADRANGLE
RADIOMETRIC MULTIPLE-PARAMETER STACKED PROFILES
 1980-1981
 BY: CARSON HELICOPTERS, INC. 32-H BLOOMING GLEN ROAD PERKASIE, PENNA. 18944
 PREPARED FOR
 DEPARTMENT OF ENERGY



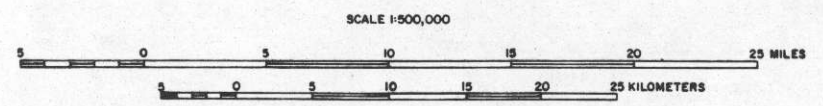
↑ FLAGGED SAMPLE VALUES OF
K, U, T INDICATES DATA FAILED
STATISTICAL ADEQUACY TEST



NURE AERIAL GAMMA-RAY AND MAGNETIC
RECONNAISSANCE SURVEY
NEW YORK-BINGHAMTON NK 18-5 QUADRANGLE
RADIOMETRIC MULTIPLE-PARAMETER STACKED PROFILES
1980-1981
BY: CARSON HELICOPTERS, INC. 32-H BLOOMING GLEN ROAD PERKASIE, PENNA. 18944
PREPARED FOR
DEPARTMENT OF ENERGY



↑ FLAGGED SAMPLE VALUES OF
K, U, T INDICATES DATA FAILED
STATISTICAL ADEQUACY TEST



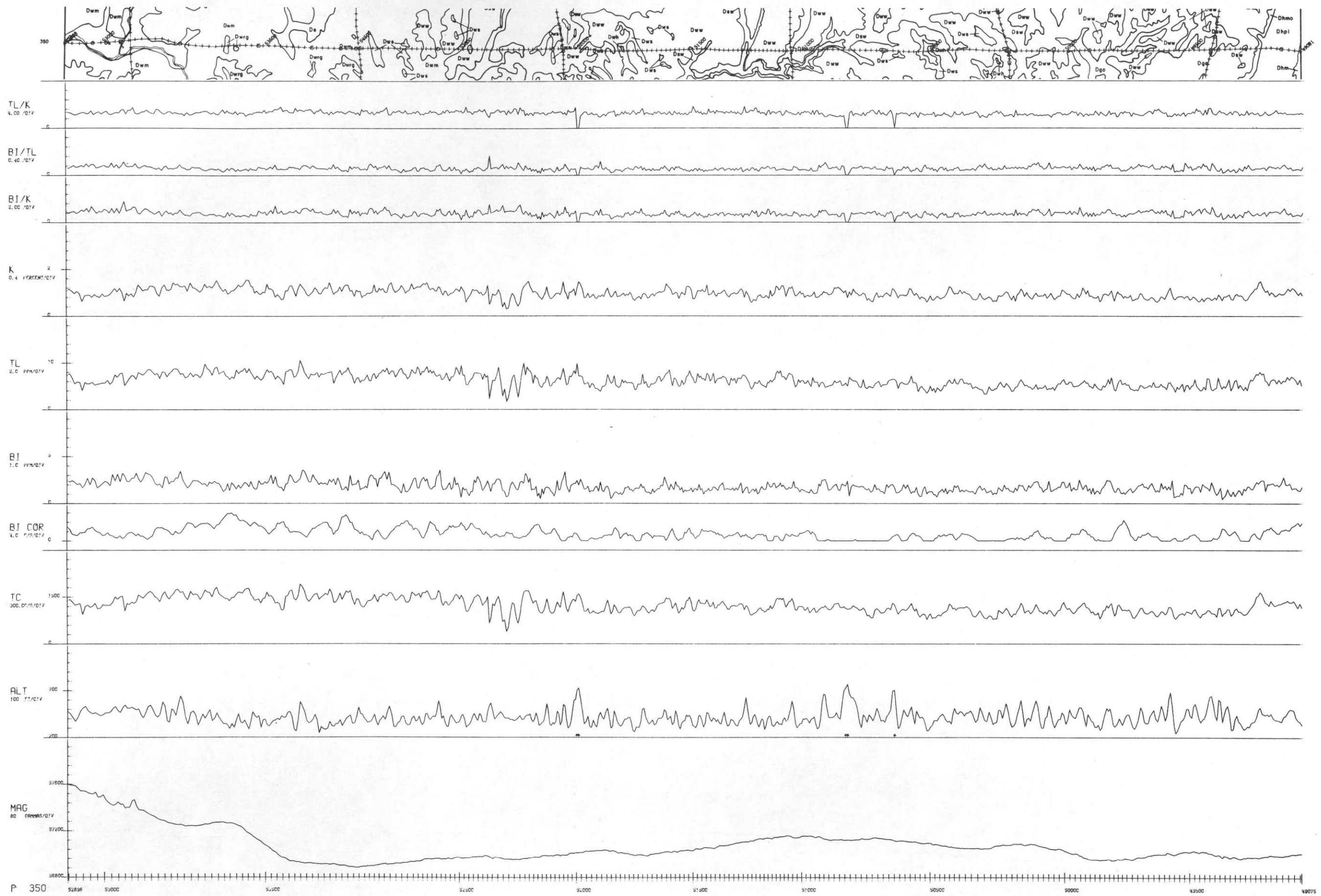
**NURE AERIAL GAMMA-RAY AND MAGNETIC
RECONNAISSANCE SURVEY**

**NEW YORK-BINGHAMTON NK 18-5 QUADRANGLE
RADIOMETRIC MULTIPLE-PARAMETER STACKED PROFILES**

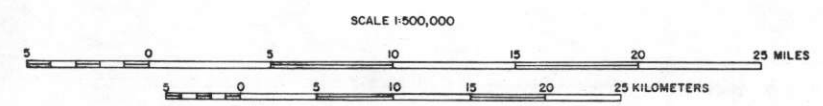
1980-1981

BY: CARSON HELICOPTERS, INC. 32-H BLOOMING GLEN ROAD PERKASIE, PENNA. 18944

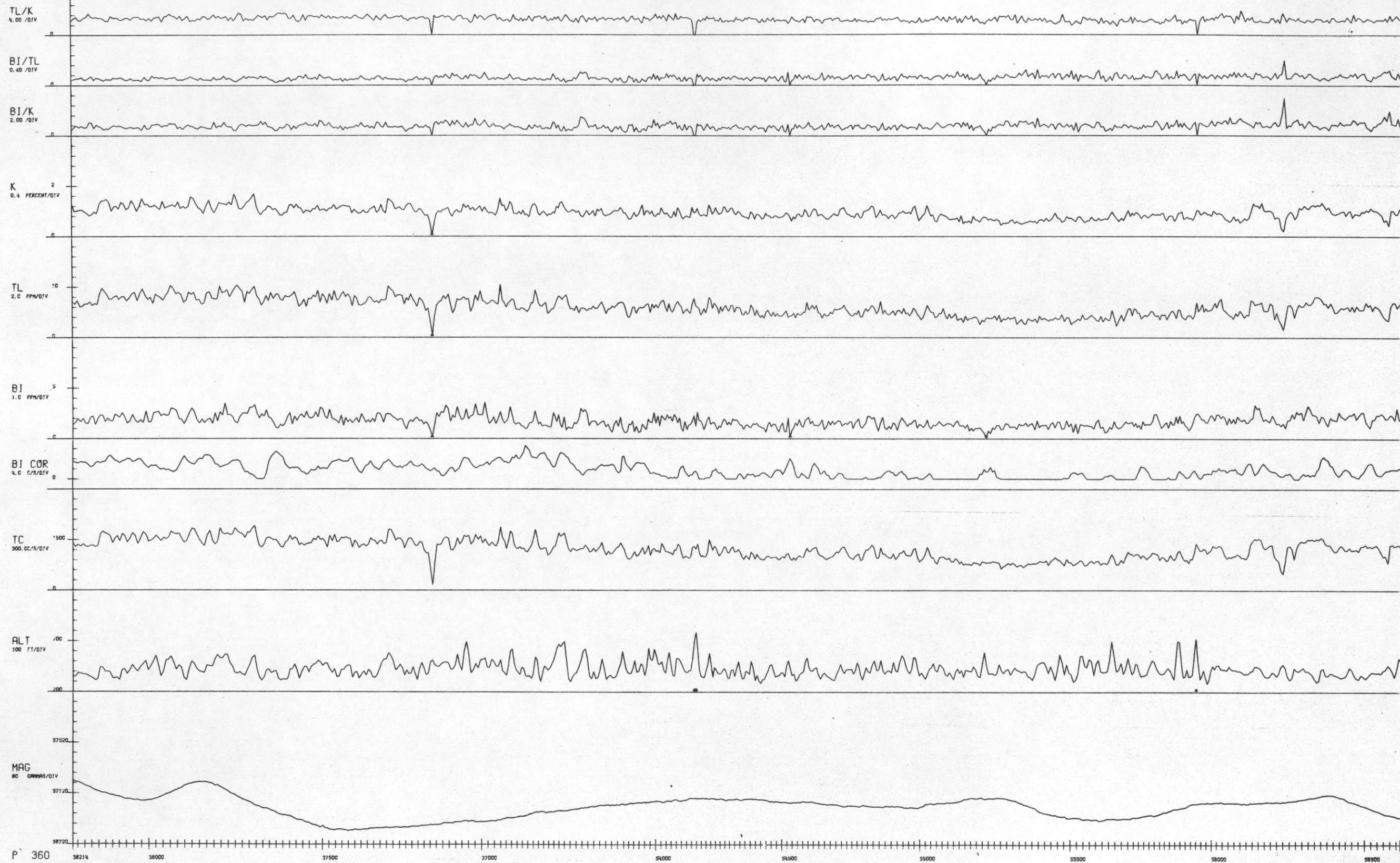
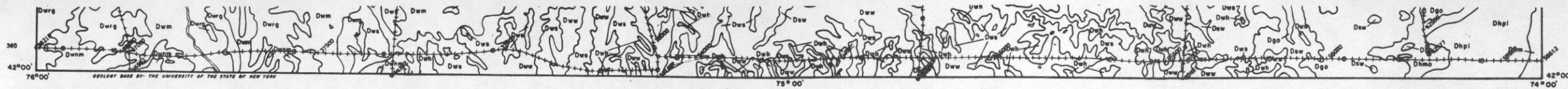
PREPARED FOR
DEPARTMENT OF ENERGY



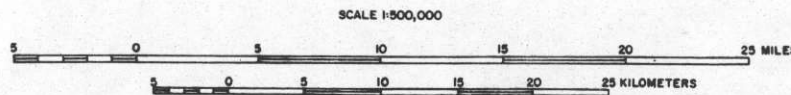
↑ FLAGGED SAMPLE VALUES OF
K, U, T INDICATES DATA FAILED
STATISTICAL ADEQUACY TEST



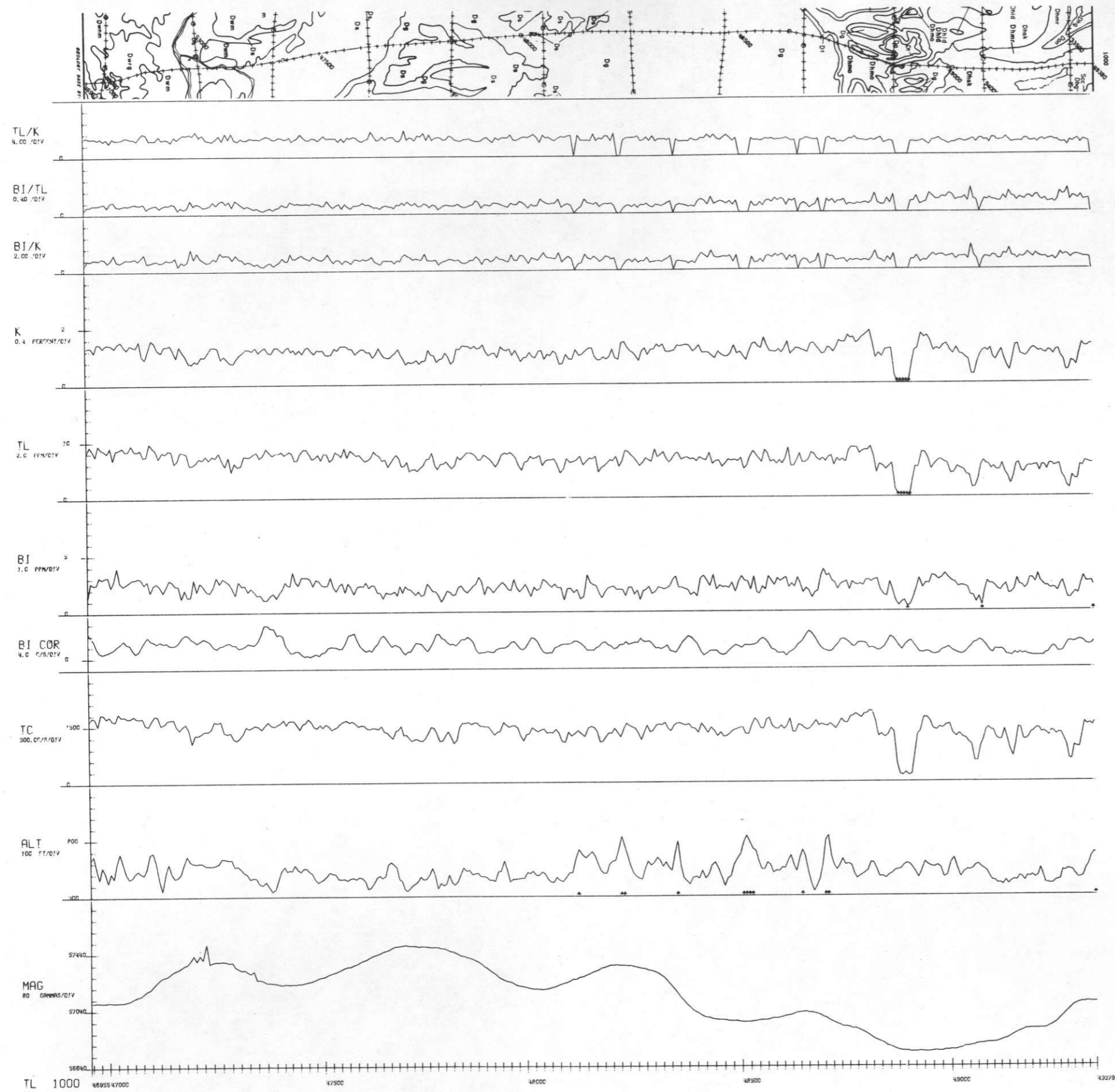
NURE AERIAL GAMMA-RAY AND MAGNETIC
RECONNAISSANCE SURVEY
NEW YORK-BINGHAMTON NK 18-5 QUADRANGLE
RADIOMETRIC MULTIPLE-PARAMETER STACKED PROFILES
1980-1981
BY: CARSON HELICOPTERS, INC. 32-H BLOOMING GLEN ROAD PERKASIE, PENNA. 18944
PREPARED FOR
DEPARTMENT OF ENERGY



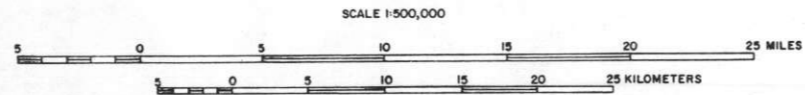
↑ FLAGGED SAMPLE VALUES OF
K, BI, T INDICATES DATA FAILED
STATISTICAL ADEQUACY TEST



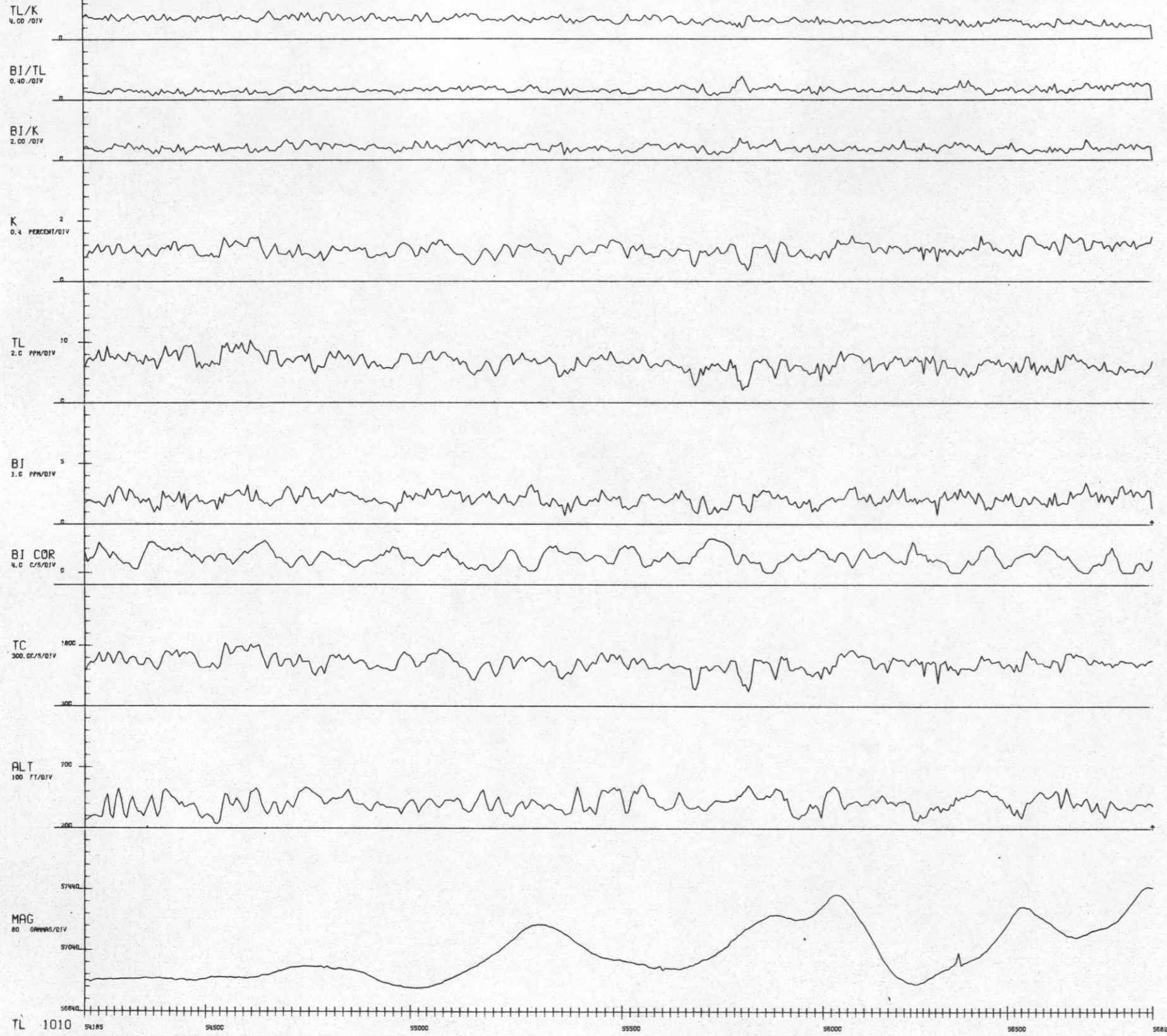
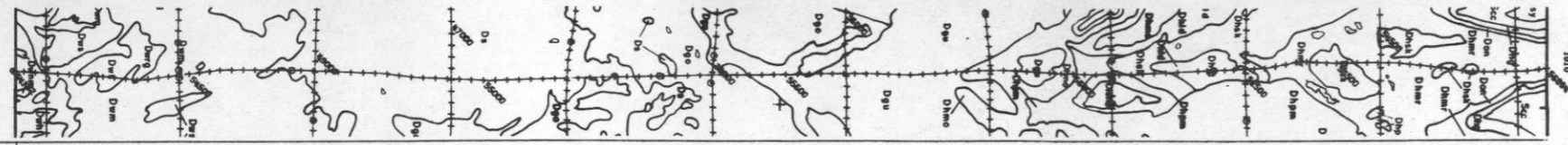
NURE AERIAL GAMMA-RAY AND MAGNETIC
RECONNAISSANCE SURVEY
NEW YORK-BINGHAMTON NK 18-5 QUADRANGLE
RADIOMETRIC MULTIPLE-PARAMETER STACKED PROFILES
1980-1981
BY: CARSON HELICOPTERS, INC. 32-H BLOOMING GLEN ROAD PERKASIE, PENNA. 16944
PREPARED FOR
DEPARTMENT OF ENERGY




↑ FLAGGED SAMPLE VALUES OF
 K,U,T INDICATES DATA FAILED
 STATISTICAL ADEQUACY TEST



NURE AERIAL GAMMA-RAY AND MAGNETIC
 RECONNAISSANCE SURVEY
 NEW YORK-BINGHAMTON NK 18-5 QUADRANGLE
 RADIOMETRIC MULTIPLE-PARAMETER STACKED PROFILES
 1980-1981
 BY: CARSON HELICOPTERS, INC. 32-H BLOOMING GLEN ROAD PERKASIE, PENNA. 18944
 PREPARED FOR
 DEPARTMENT OF ENERGY



↑ FLAGGED SAMPLE VALUES OF
K, T INDICATES DATA FAILED
STATISTICAL ADEQUACY TEST



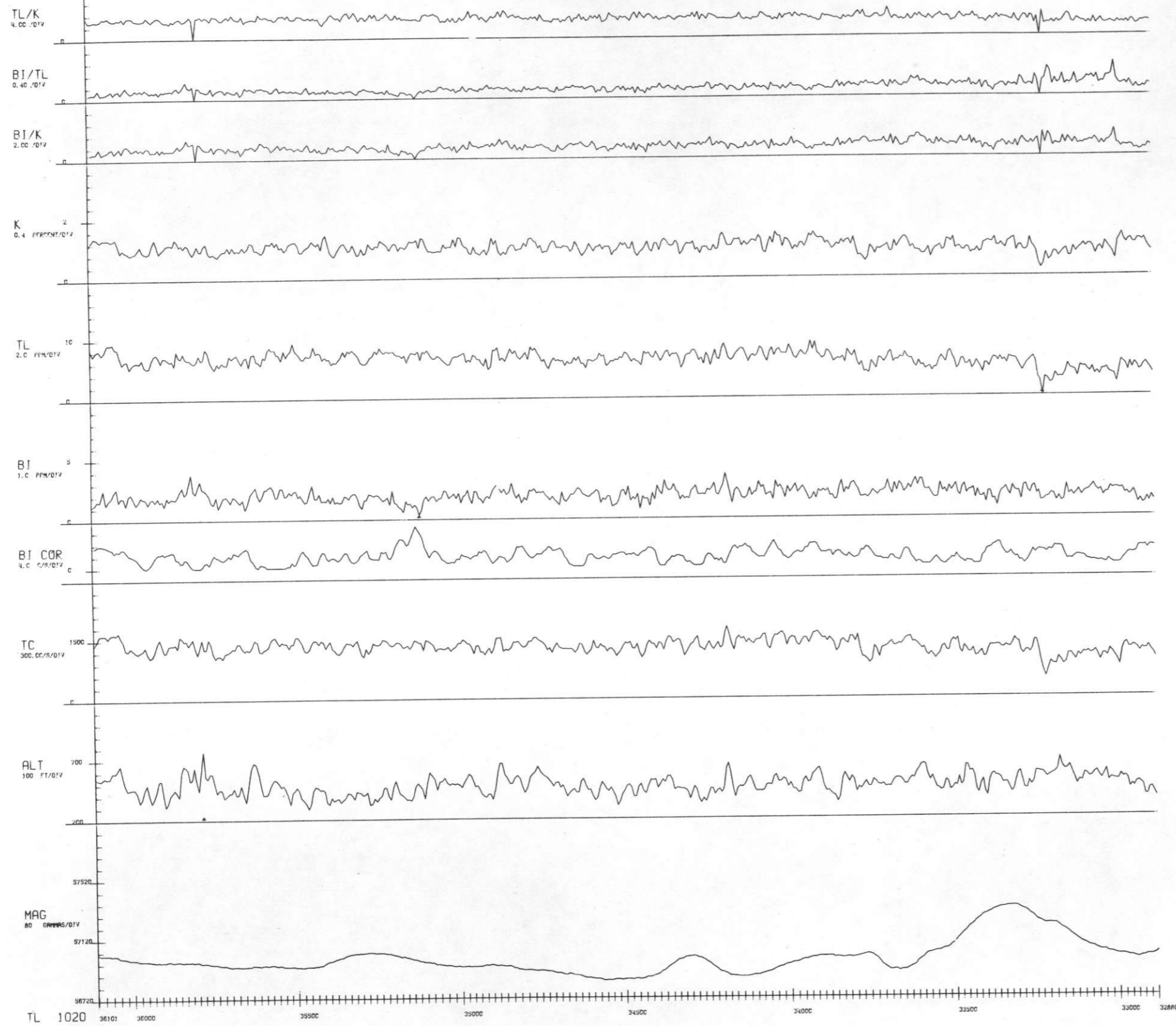
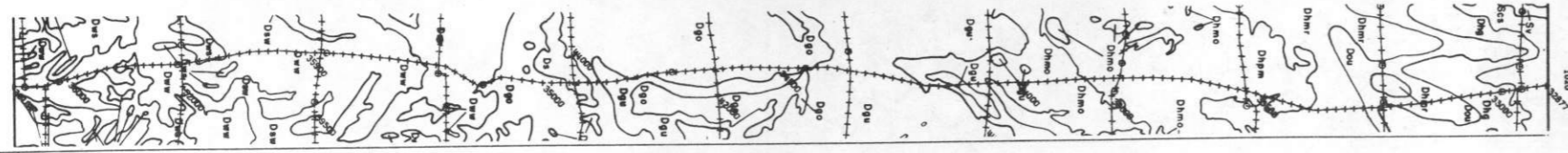
NURE AERIAL GAMMA-RAY AND MAGNETIC
RECONNAISSANCE SURVEY

NEW YORK-BINGHAMTON NK 18-5 QUADRANGLE
RADIOMETRIC MULTIPLE-PARAMETER STACKED PROFILES

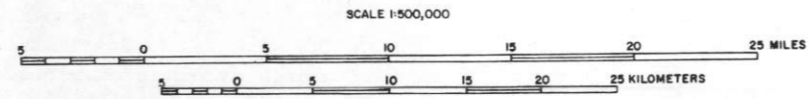
1980-1981

BY: CARSON HELICOPTERS, INC. 32-H BLOOMING GLEN ROAD PERKASIE, PENNA. 18944

PREPARED FOR
DEPARTMENT OF ENERGY



↑ FLAGGED SAMPLE VALUES OF
K,U,T INDICATES DATA FAILED
STATISTICAL ADEQUACY TEST



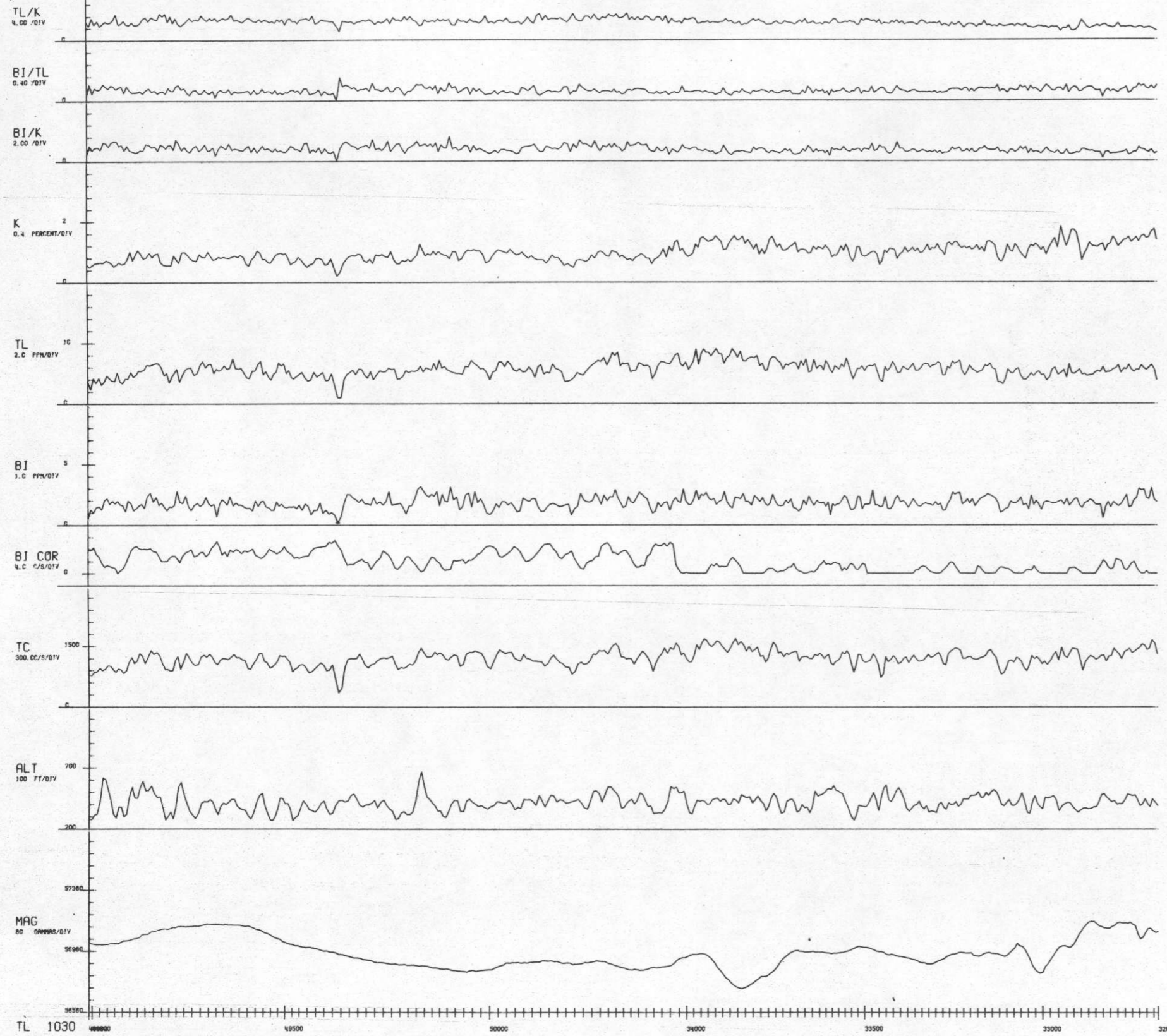
NURE AERIAL GAMMA-RAY AND MAGNETIC
RECONNAISSANCE SURVEY

NEW YORK-BINGHAMTON NK 18-5 QUADRANGLE
RADIOMETRIC MULTIPLE-PARAMETER STACKED PROFILES

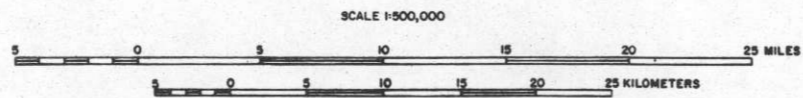
1980-1981

BY: CARSON HELICOPTERS, INC. 32-H BLOOMING GLEN ROAD PERKASIE, PENNA. 18944

PREPARED FOR
DEPARTMENT OF ENERGY



↑ FLAGGED SAMPLE VALUES OF
K,U,T INDICATES DATA FAILED
STATISTICAL ADEQUACY TEST



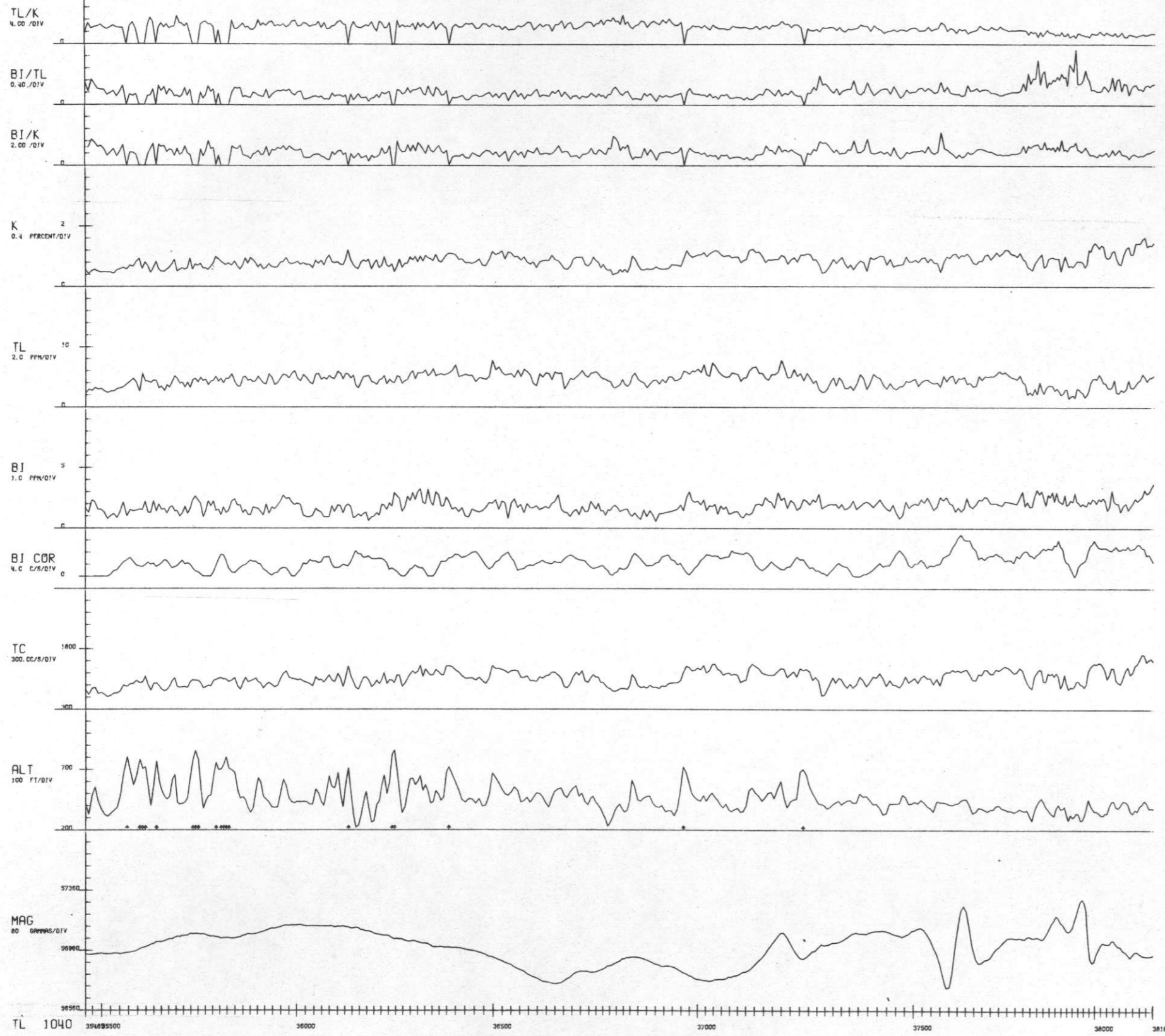
NURE AERIAL GAMMA-RAY AND MAGNETIC
RECONNAISSANCE SURVEY

NEW YORK-BINGHAMTON NK 18-5 QUADRANGLE
RADIOMETRIC MULTIPLE-PARAMETER STACKED PROFILES

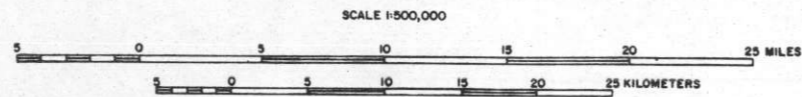
1980-1981

BY: CARSON HELICOPTERS, INC. 32-H BLOOMING GLEN ROAD PERKASIE, PENNA. 18944

PREPARED FOR
DEPARTMENT OF ENERGY



↑ FLAGGED SAMPLE VALUES OF
K, T INDICATES DATA FAILED
STATISTICAL ADEQUACY TEST



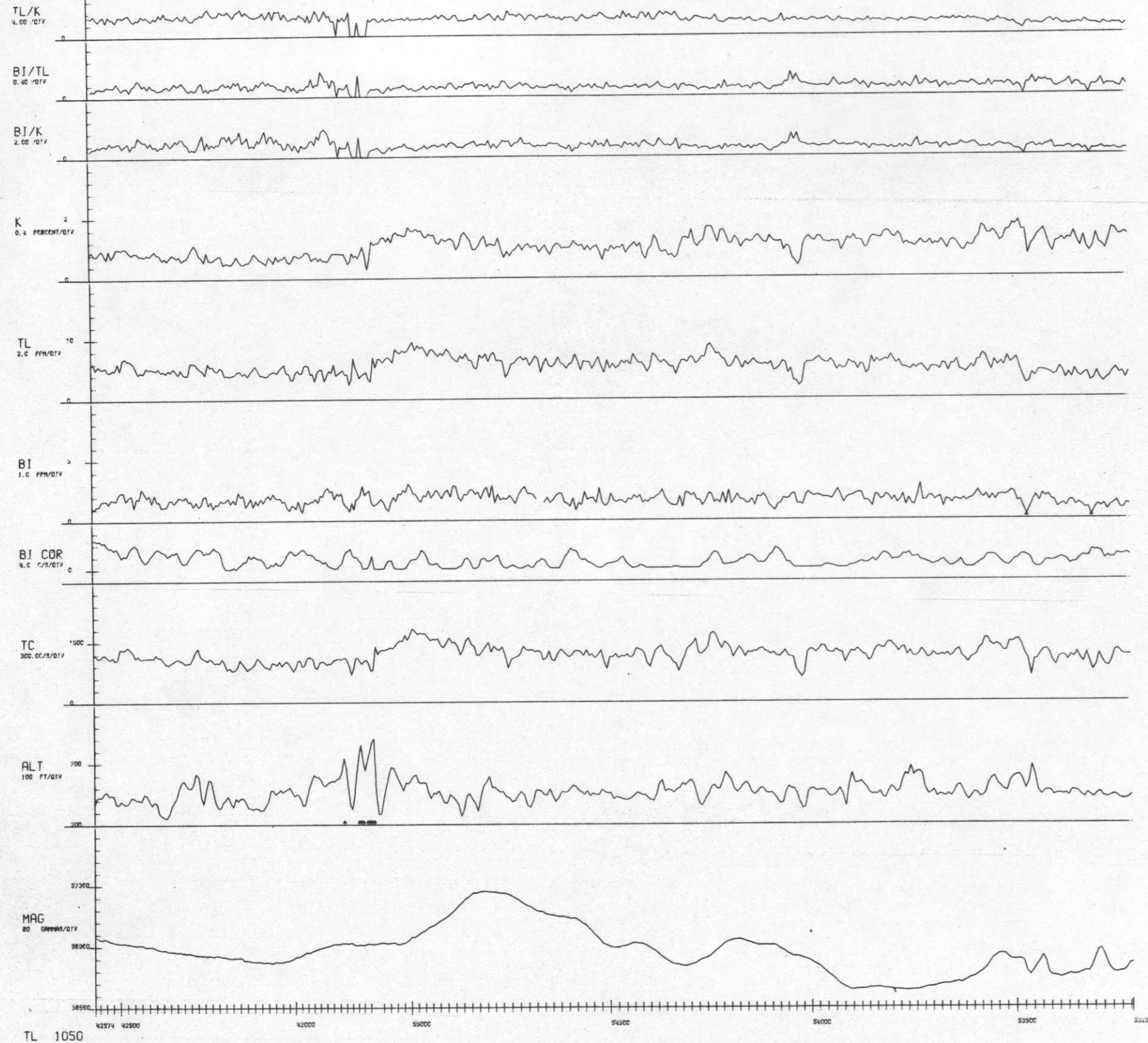
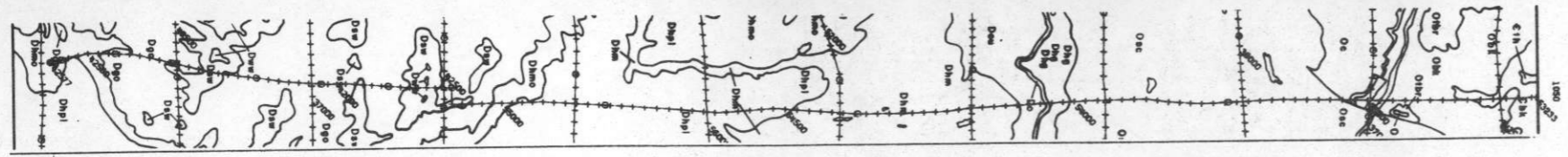
NURE AERIAL GAMMA-RAY AND MAGNETIC
RECONNAISSANCE SURVEY

NEW YORK-BINGHAMTON NK 18-5 QUADRANGLE
RADIOMETRIC MULTIPLE-PARAMETER STACKED PROFILES

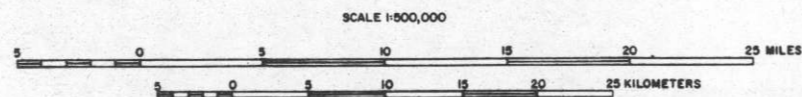
1980-1981

BY: CARSON HELICOPTERS, INC. 32-H BLOOMING GLEN ROAD PERKASIE, PENNA. 18944

PREPARED FOR
DEPARTMENT OF ENERGY



↑ FLAGGED SAMPLE VALUES OF
K, BI, T INDICATES DATA FAILED
STATISTICAL ADEQUACY TEST



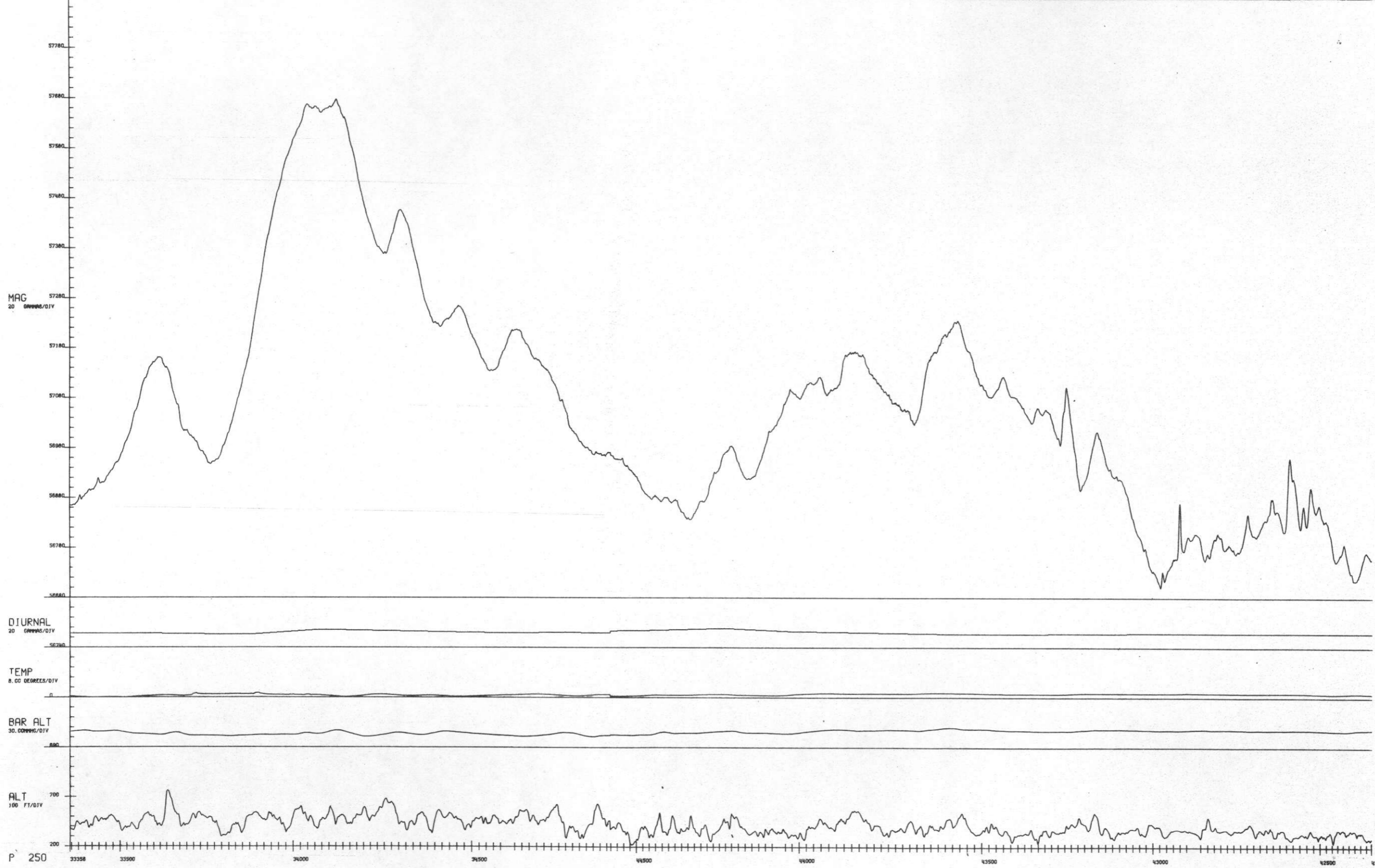
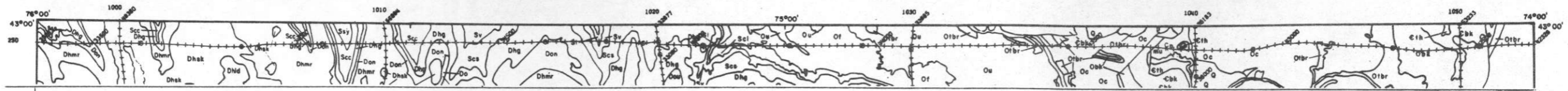
NURE AERIAL GAMMA-RAY AND MAGNETIC
RECONNAISSANCE SURVEY

NEW YORK-BINGHAMTON NK 18-5 QUADRANGLE
RADIOMETRIC MULTIPLE-PARAMETER STACKED PROFILES

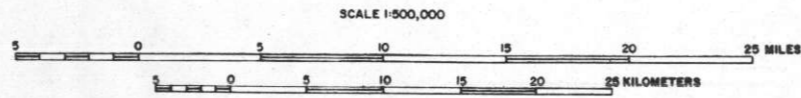
1980-1981

BY: CARSON HELICOPTERS, INC. 32-H BLOOMING GLEN ROAD PERKASIE, PENNA. 18944

PREPARED FOR
DEPARTMENT OF ENERGY



↑ EXCEEDS ALTITUDE SPECIFICATIONS



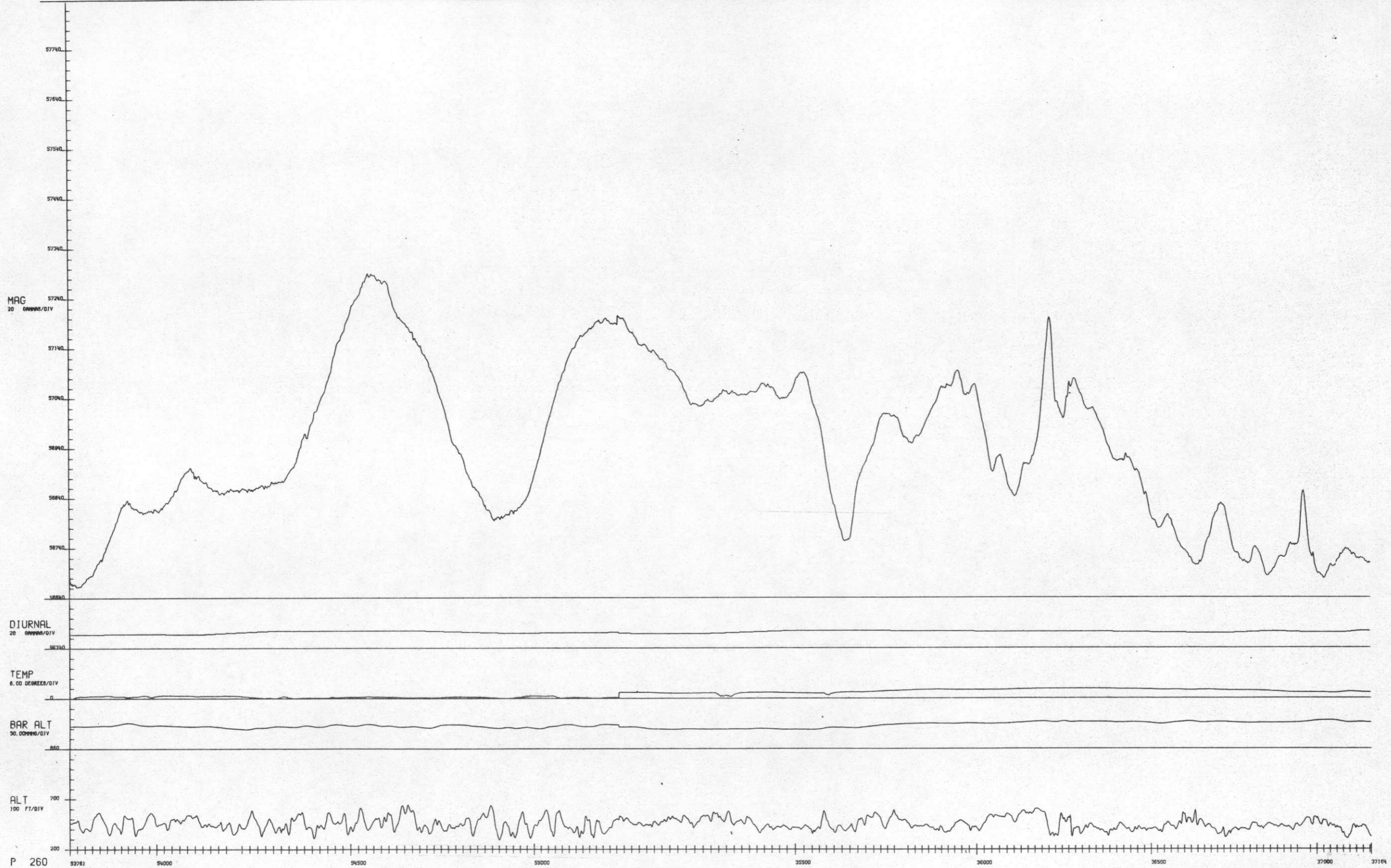
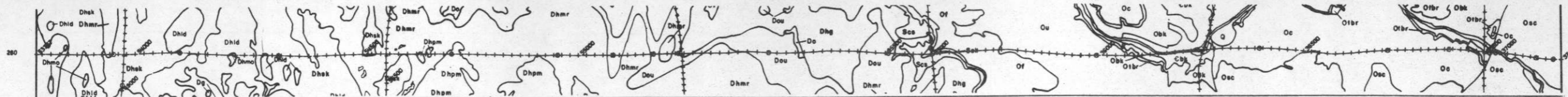
NURE AERIAL GAMMA-RAY AND MAGNETIC
RECONNAISSANCE SURVEY

NEW YORK-BINGHAMTON NK 18-5 QUADRANGLE
MAGNETIC AND ANCILLARY STACKED PROFILE DATA

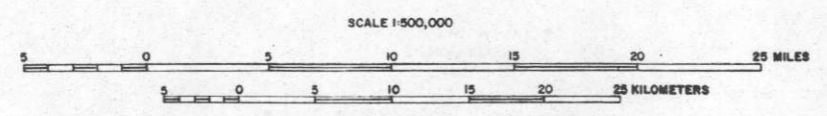
1980-1981

BY: CARSON HELICOPTERS, INC. 32-H BLOOMING GLEN ROAD PERKASIE, PENNA. 18944

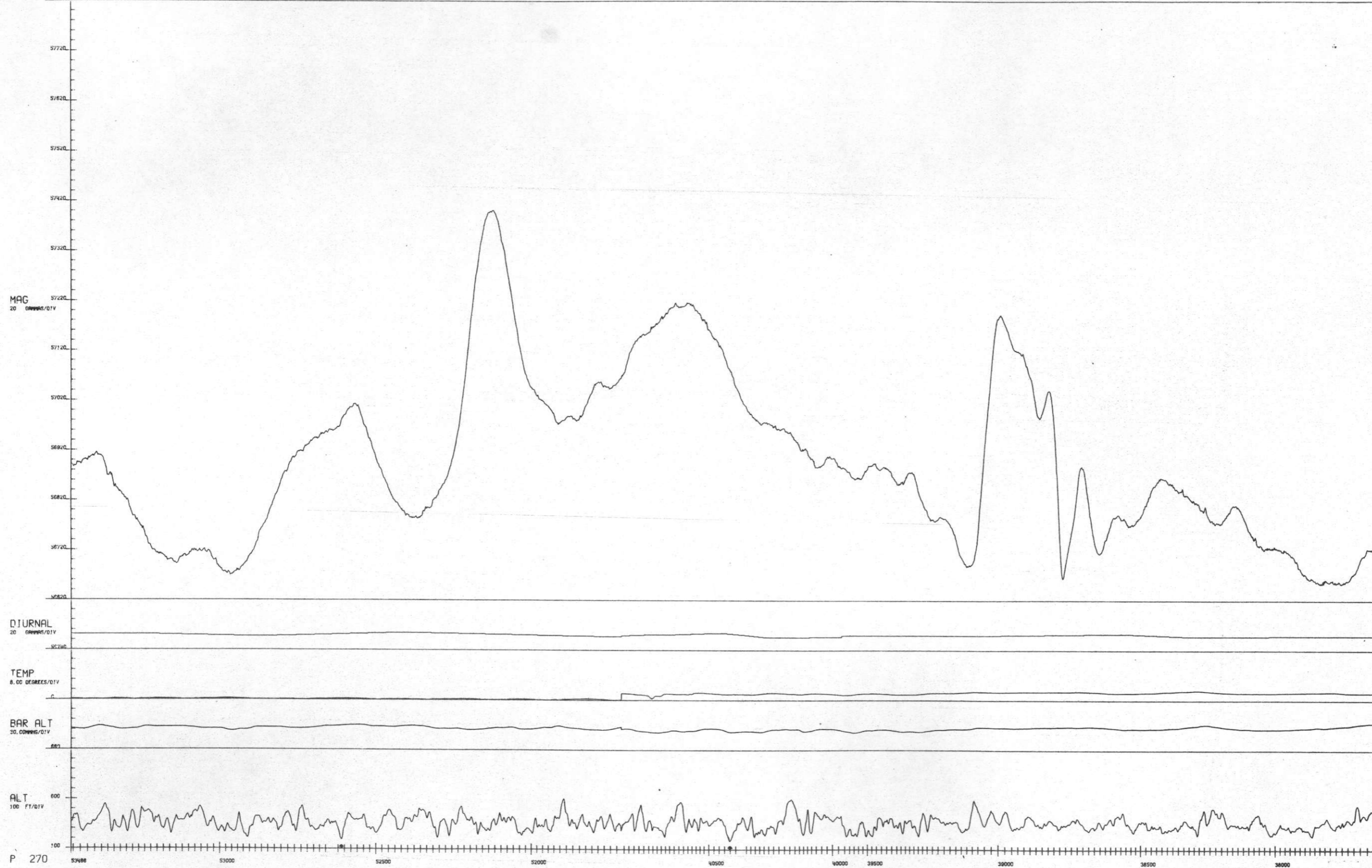
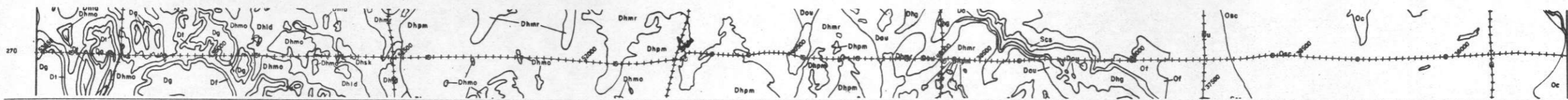
PREPARED FOR
DEPARTMENT OF ENERGY



↑ EXCEEDS ALTITUDE SPECIFICATIONS

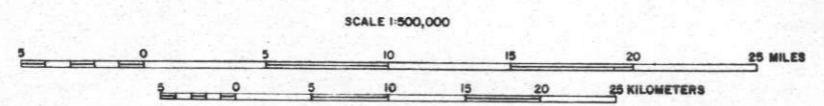


**NURE AERIAL GAMMA-RAY AND MAGNETIC
 RECONNAISSANCE SURVEY**
NEW YORK-BINGHAMTON NK 18-5 QUADRANGLE
MAGNETIC AND ANCILLARY STACKED PROFILE DATA
 1980-1981
 BY: CARSON HELICOPTERS, INC. 32-H BLOOMING GLEN ROAD PERKASIE, PENNA. 18944
 PREPARED FOR
 DEPARTMENT OF ENERGY

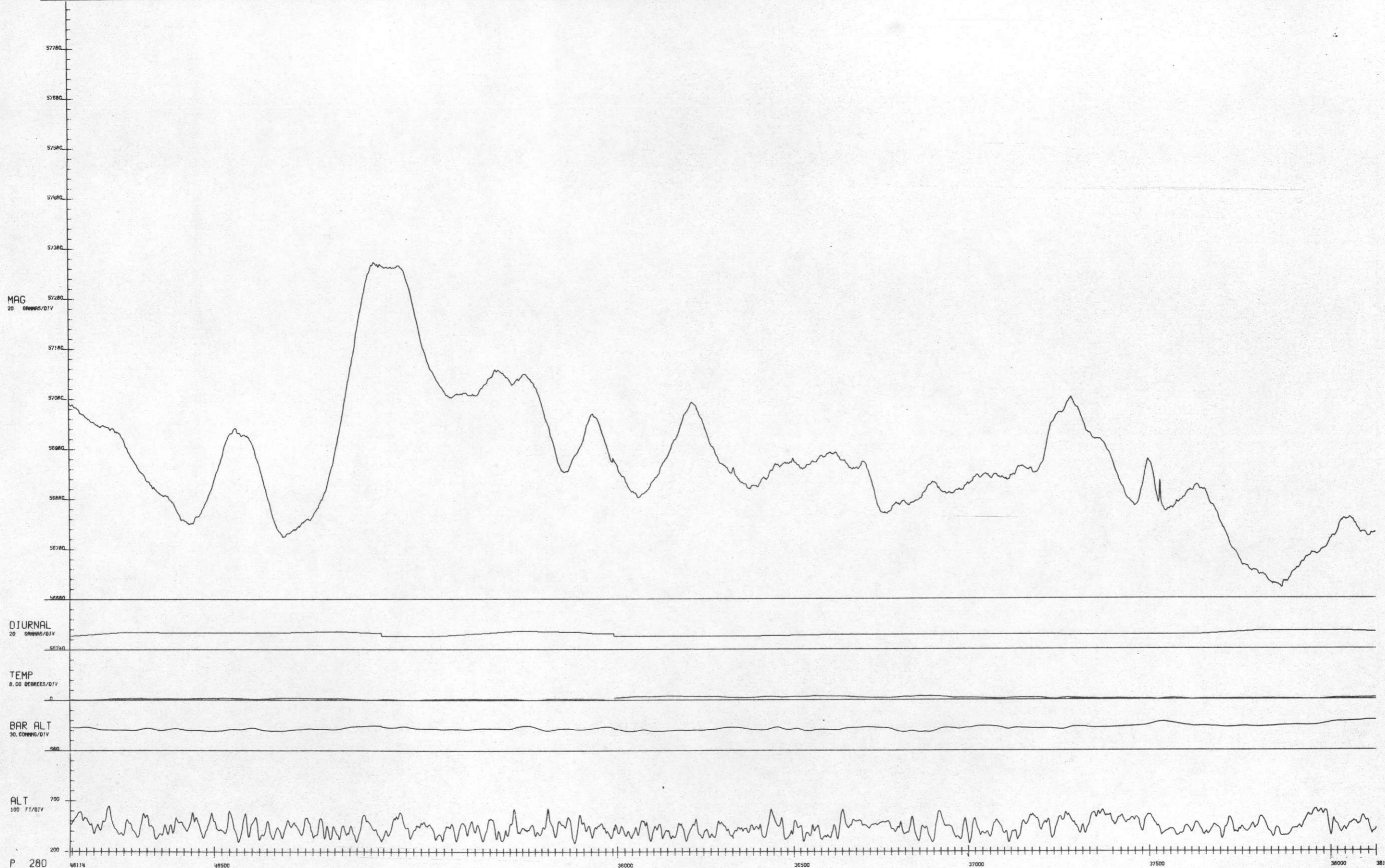
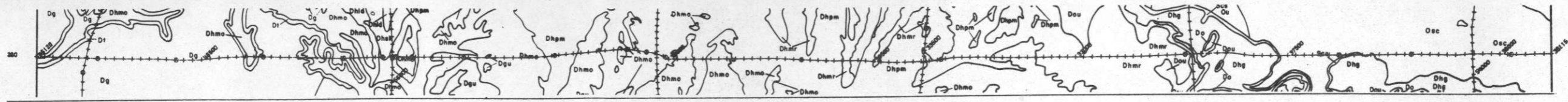


P 270

↑ EXCEEDS ALTITUDE SPECIFICATIONS

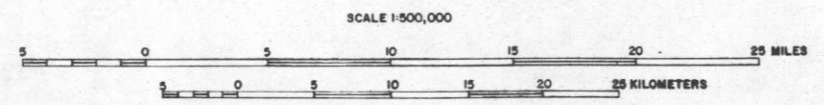


NURE AERIAL GAMMA-RAY AND MAGNETIC
RECONNAISSANCE SURVEY
NEW YORK-BINGHAMTON NK 18-5 QUADRANGLE
MAGNETIC AND ANCILLARY STACKED PROFILE DATA
1980-1981
BY: CARSON HELICOPTERS, INC. 32-H BLOOMING GLEN ROAD PERKASIE, PENNA. 18944
PREPARED FOR
DEPARTMENT OF ENERGY

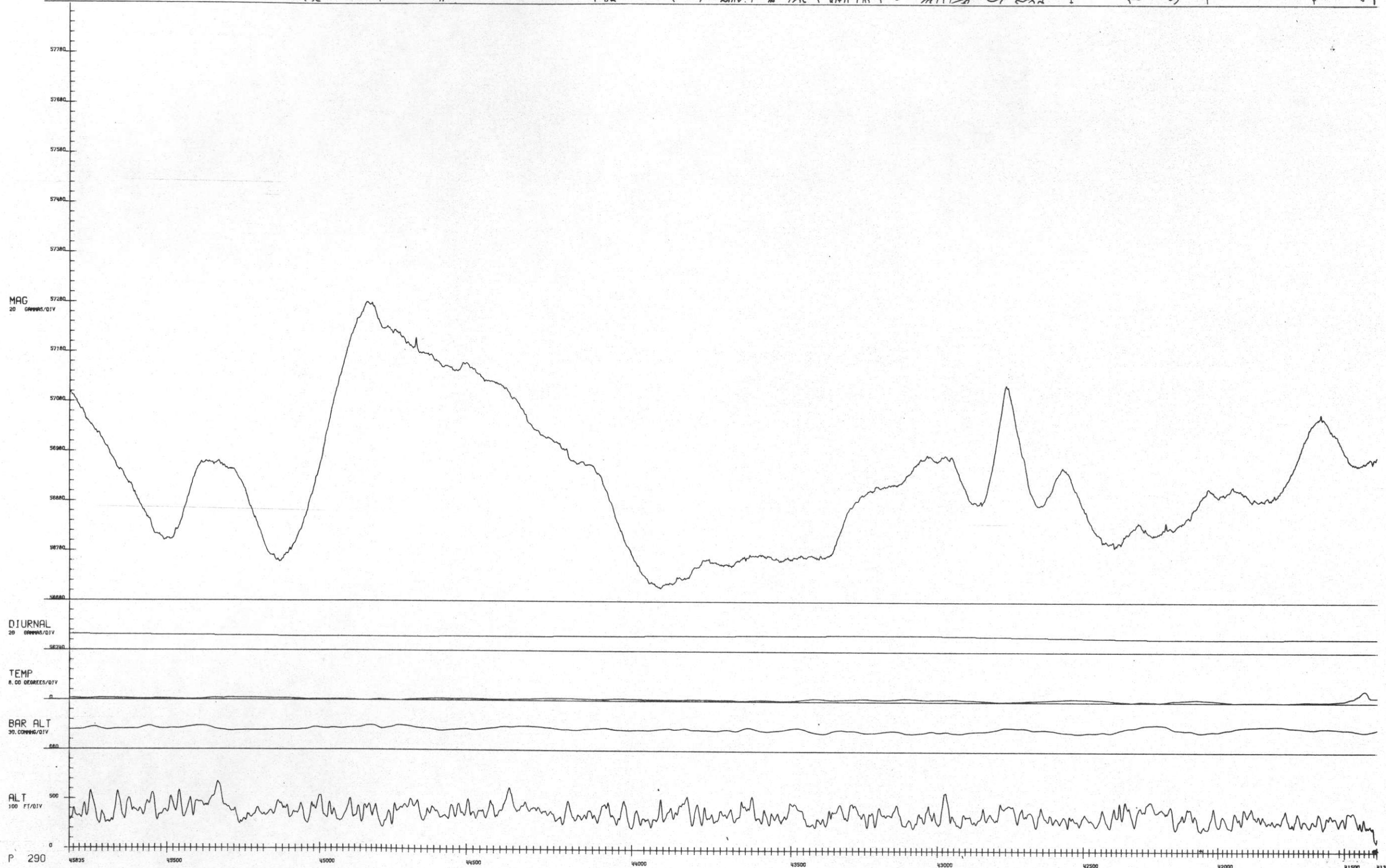
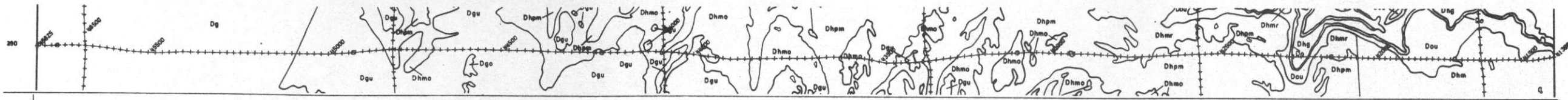


P 280

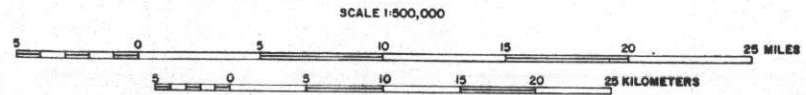
↑ EXCEEDS ALTITUDE SPECIFICATIONS



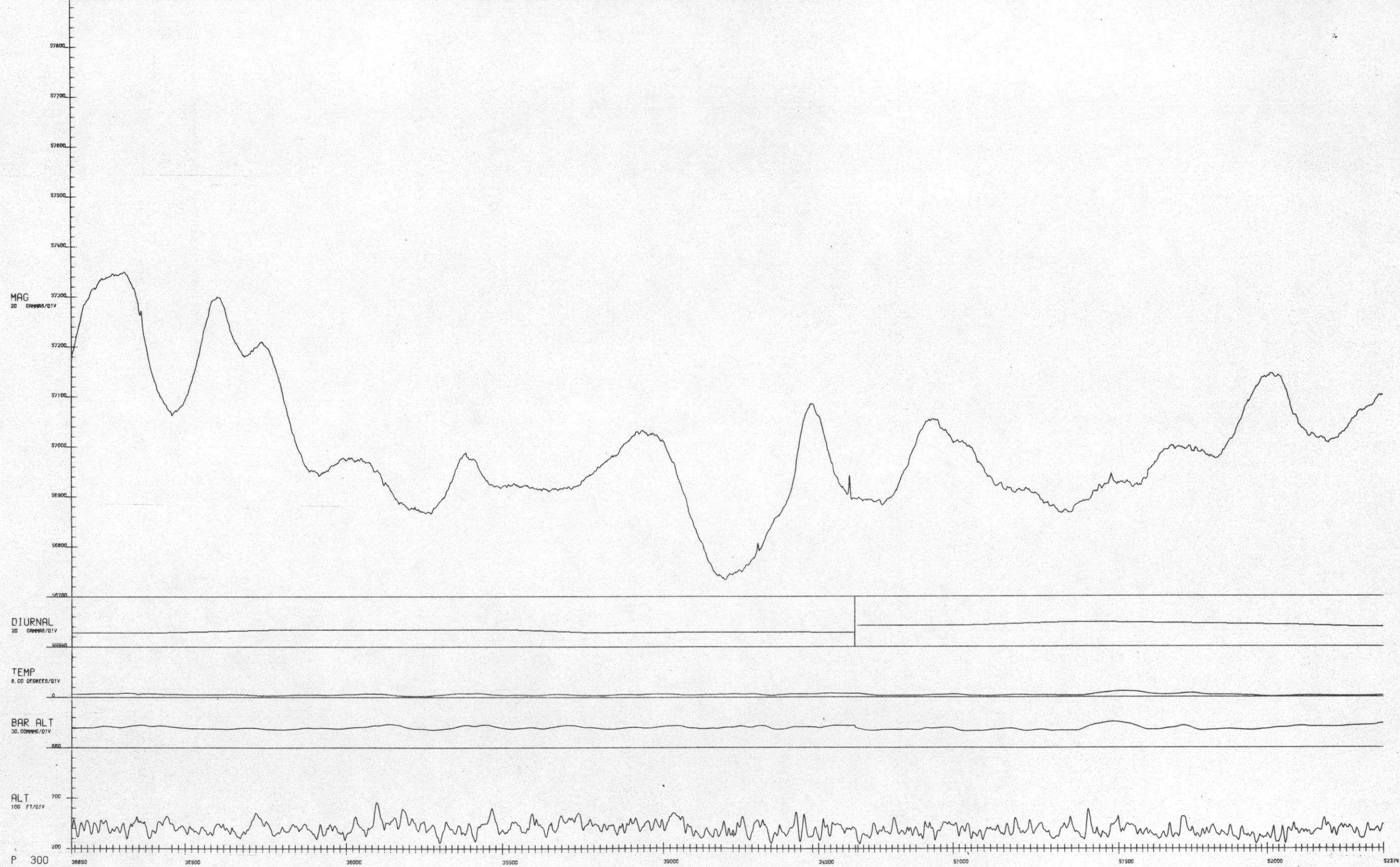
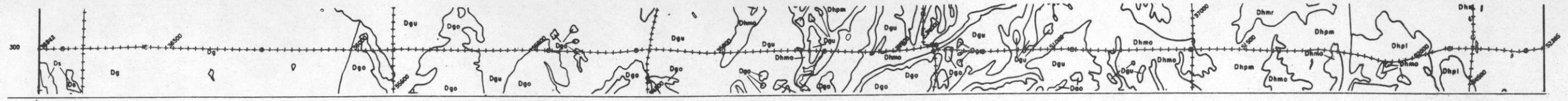
NURE AERIAL GAMMA-RAY AND MAGNETIC
RECONNAISSANCE SURVEY
NEW YORK-BINGHAMTON NK 18-5 QUADRANGLE
MAGNETIC AND ANCILLARY STACKED PROFILE DATA
1980-1981
BY: CARSON HELICOPTERS, INC. 32-H BLOOMING GLEN ROAD PERKASIE, PENNA. 18944
PREPARED FOR
DEPARTMENT OF ENERGY



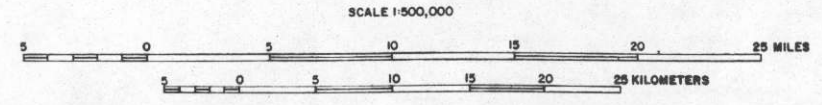
↑ EXCEEDS ALTITUDE SPECIFICATIONS



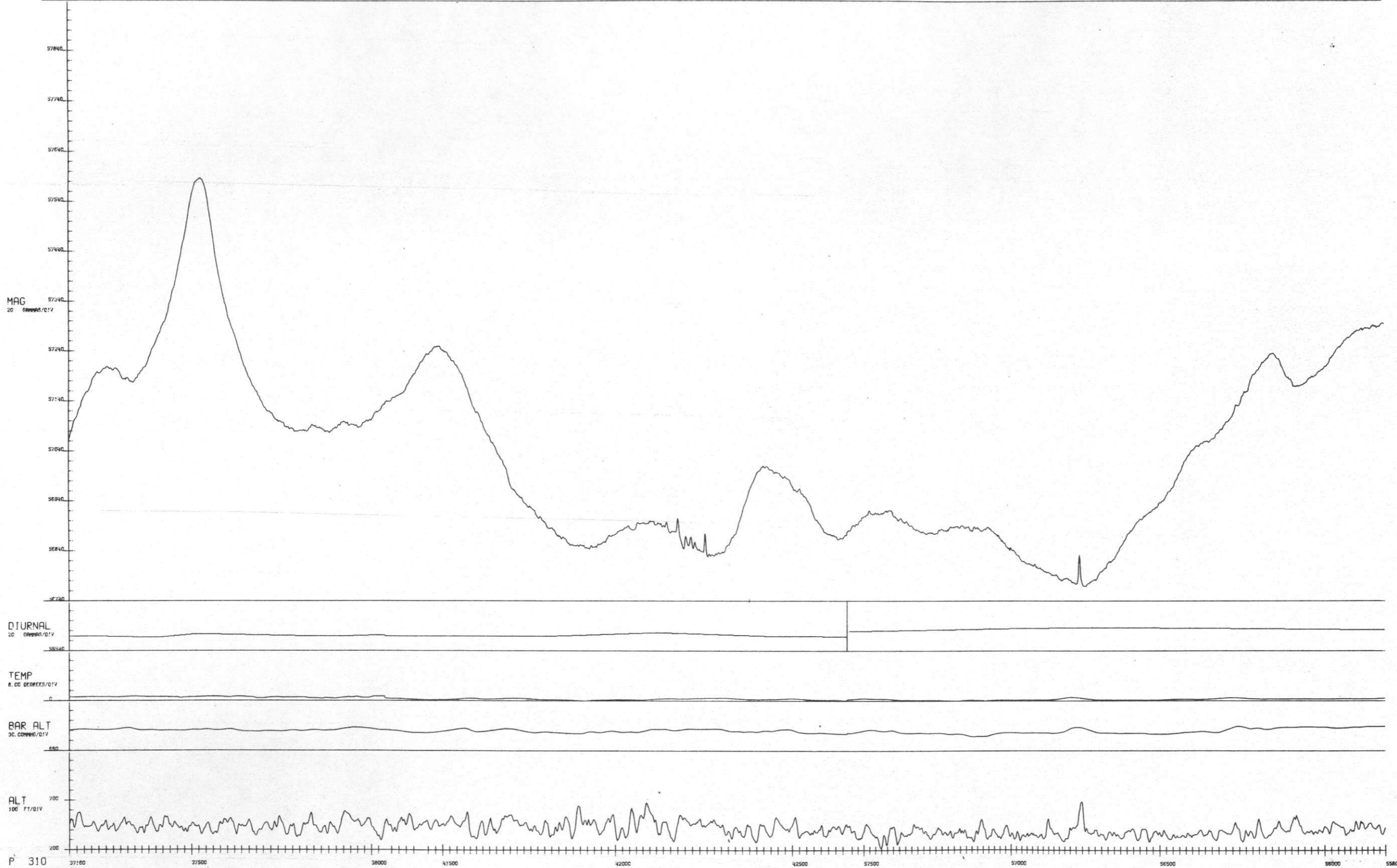

NURE AERIAL GAMMA-RAY AND MAGNETIC
 RECONNAISSANCE SURVEY
 NEW YORK-BINGHAMTON NK 18-5 QUADRANGLE
 MAGNETIC AND ANCILLARY STACKED PROFILE DATA
 1980-1981
 BY: CARSON HELICOPTERS, INC. 32-H BLOOMING GLEN ROAD PERKASIE, PENNA. 18944
 PREPARED FOR
 DEPARTMENT OF ENERGY



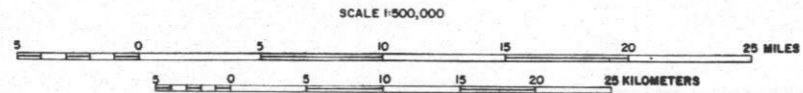
↑ EXCEEDS ALTITUDE SPECIFICATIONS



NURE AERIAL GAMMA-RAY AND MAGNETIC
RECONNAISSANCE SURVEY
NEW YORK-BINGHAMTON NK 18-5 QUADRANGLE
MAGNETIC AND ANCILLARY STACKED PROFILE DATA
1980-1981
BY: CARSON HELICOPTERS, INC. 32-H BLOOMING GLEN ROAD PERKASIE, PENNA. 18944
PREPARED FOR
DEPARTMENT OF ENERGY



↑ EXCEEDS ALTITUDE SPECIFICATIONS



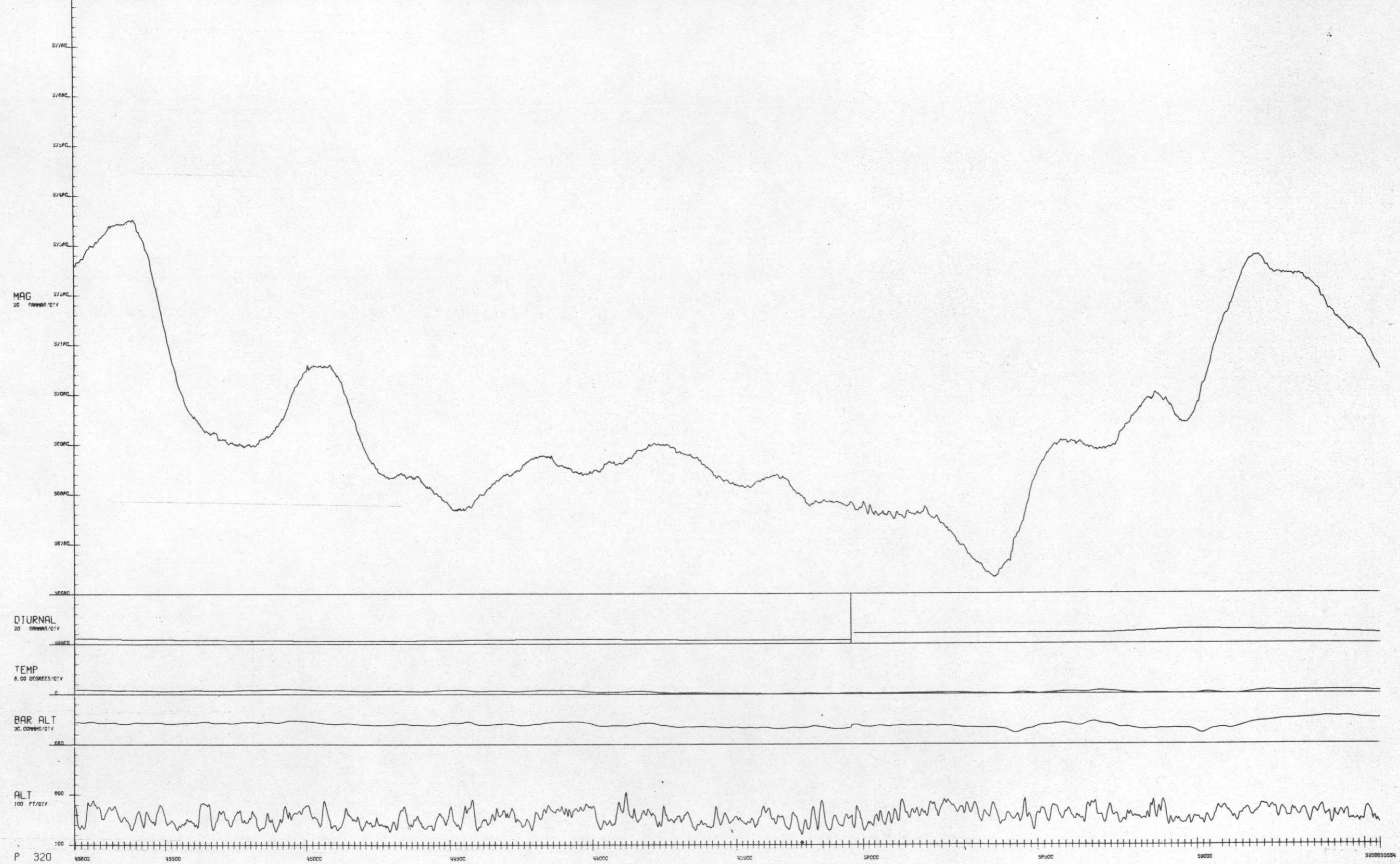
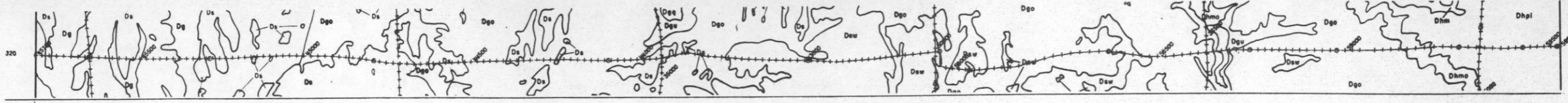
NURE AERIAL GAMMA-RAY AND MAGNETIC
RECONNAISSANCE SURVEY

NEW YORK-BINGHAMTON NK 18-5 QUADRANGLE
MAGNETIC AND ANCILLARY STACKED PROFILE DATA

1980-1981

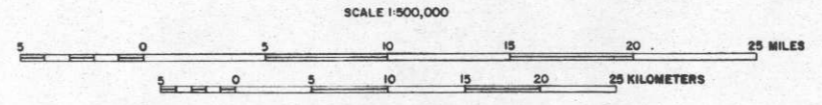
BY: CARSON HELICOPTERS, INC. 32-H BLOOMING GLEN ROAD PERKASIE, PENNA. 18944

PREPARED FOR
DEPARTMENT OF ENERGY

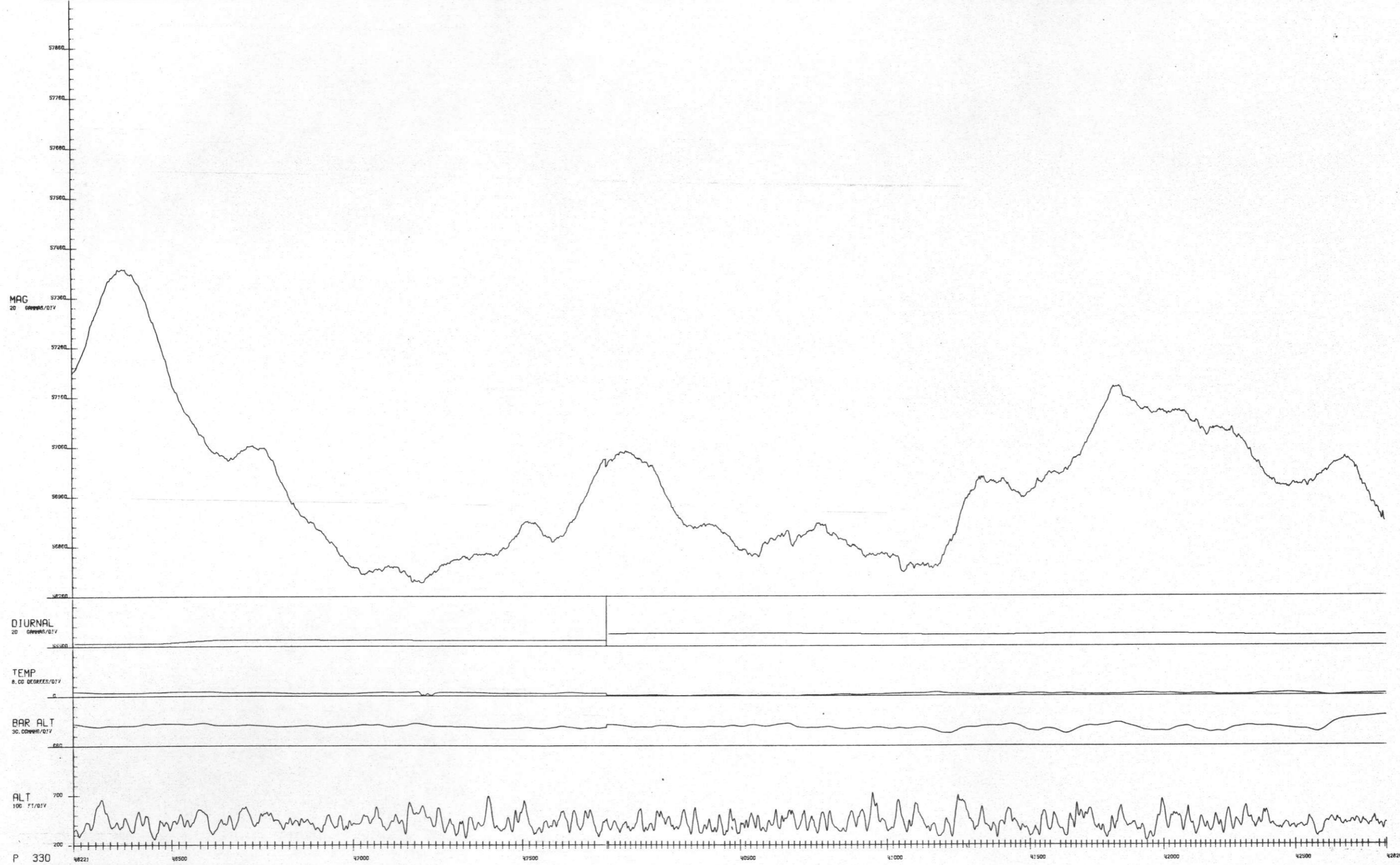
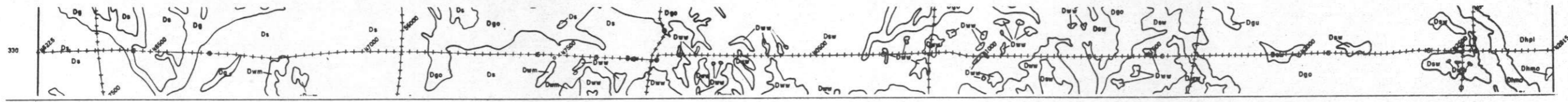


P 320

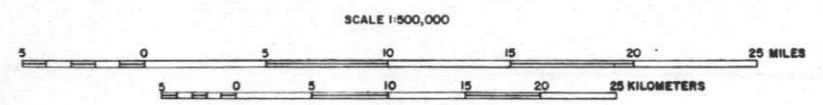
↑ EXCEEDS ALTITUDE SPECIFICATIONS



NURE AERIAL GAMMA-RAY AND MAGNETIC RECONNAISSANCE SURVEY
NEW YORK-BINGHAMTON NK 18-5 QUADRANGLE
MAGNETIC AND ANCILLARY STACKED PROFILE DATA
 1980-1981
 BY: CARSON HELICOPTERS, INC. 32-H BLOOMING GLEN ROAD PERKASIE, PENNA. 18944
 PREPARED FOR
 DEPARTMENT OF ENERGY



↑ EXCEEDS ALTITUDE SPECIFICATIONS



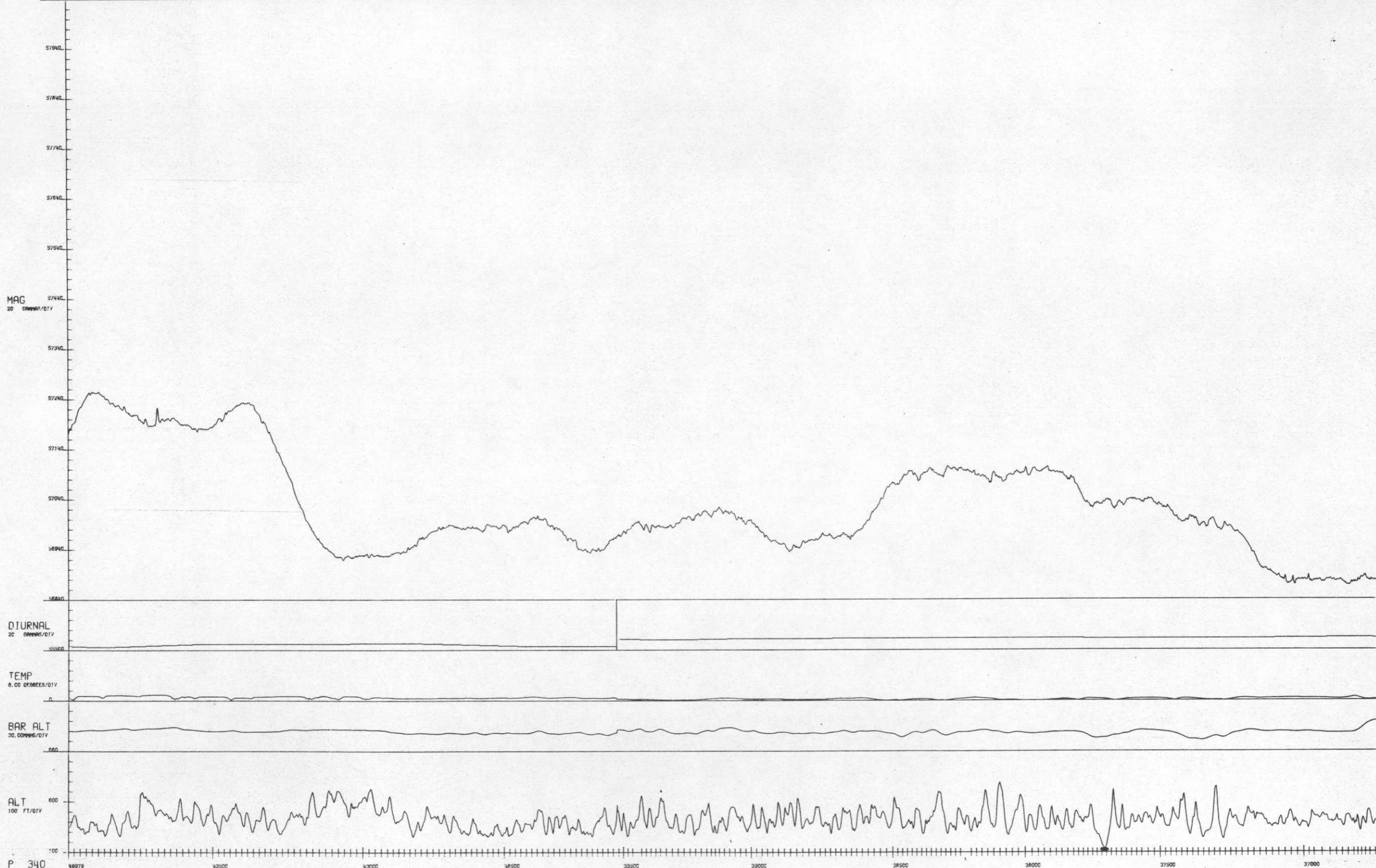

NURE AERIAL GAMMA-RAY AND MAGNETIC
RECONNAISSANCE SURVEY

NEW YORK-BINGHAMTON NK 18-5 QUADRANGLE
MAGNETIC AND ANCILLARY STACKED PROFILE DATA

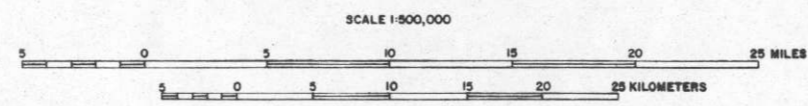
1980-1981

BY: CARSON HELICOPTERS, INC. 32-H BLOOMING GLEN ROAD PERKASIE, PENNA. 18944

PREPARED FOR
DEPARTMENT OF ENERGY



↑ EXCEEDS ALTITUDE SPECIFICATIONS



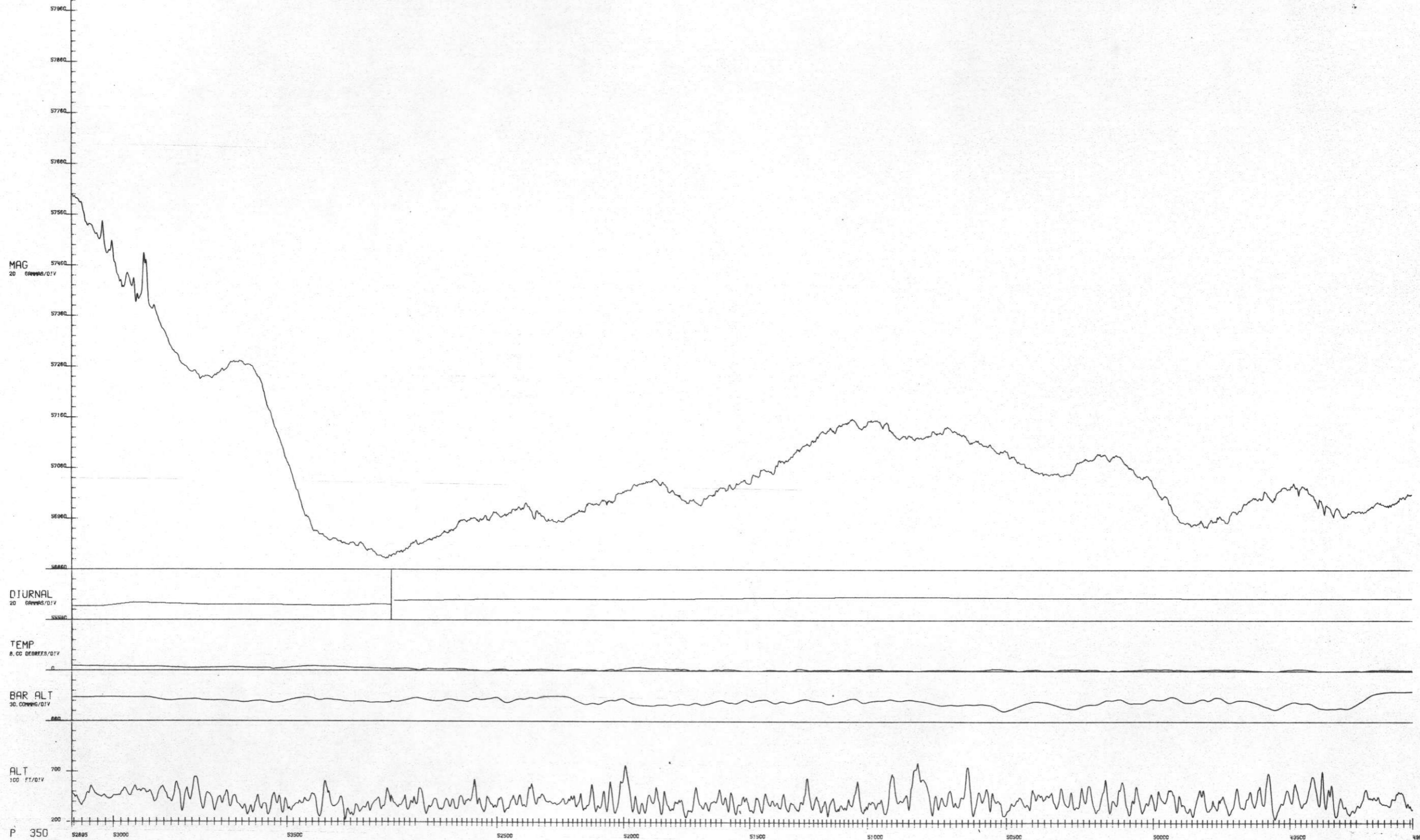
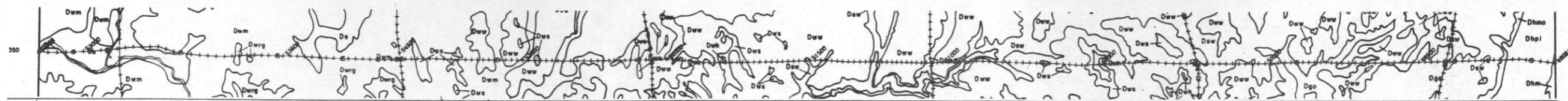
NURE AERIAL GAMMA-RAY AND MAGNETIC
RECONNAISSANCE SURVEY

NEW YORK-BINGHAMTON NK 18-5 QUADRANGLE
MAGNETIC AND ANCILLARY STACKED PROFILE DATA

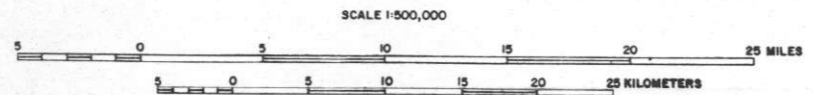
1980-1981

BY: CARSON HELICOPTERS, INC. 32-H BLOOMING GLEN ROAD PERKASIE, PENNA. 18944

PREPARED FOR
DEPARTMENT OF ENERGY



↑ EXCEEDS ALTITUDE SPECIFICATIONS



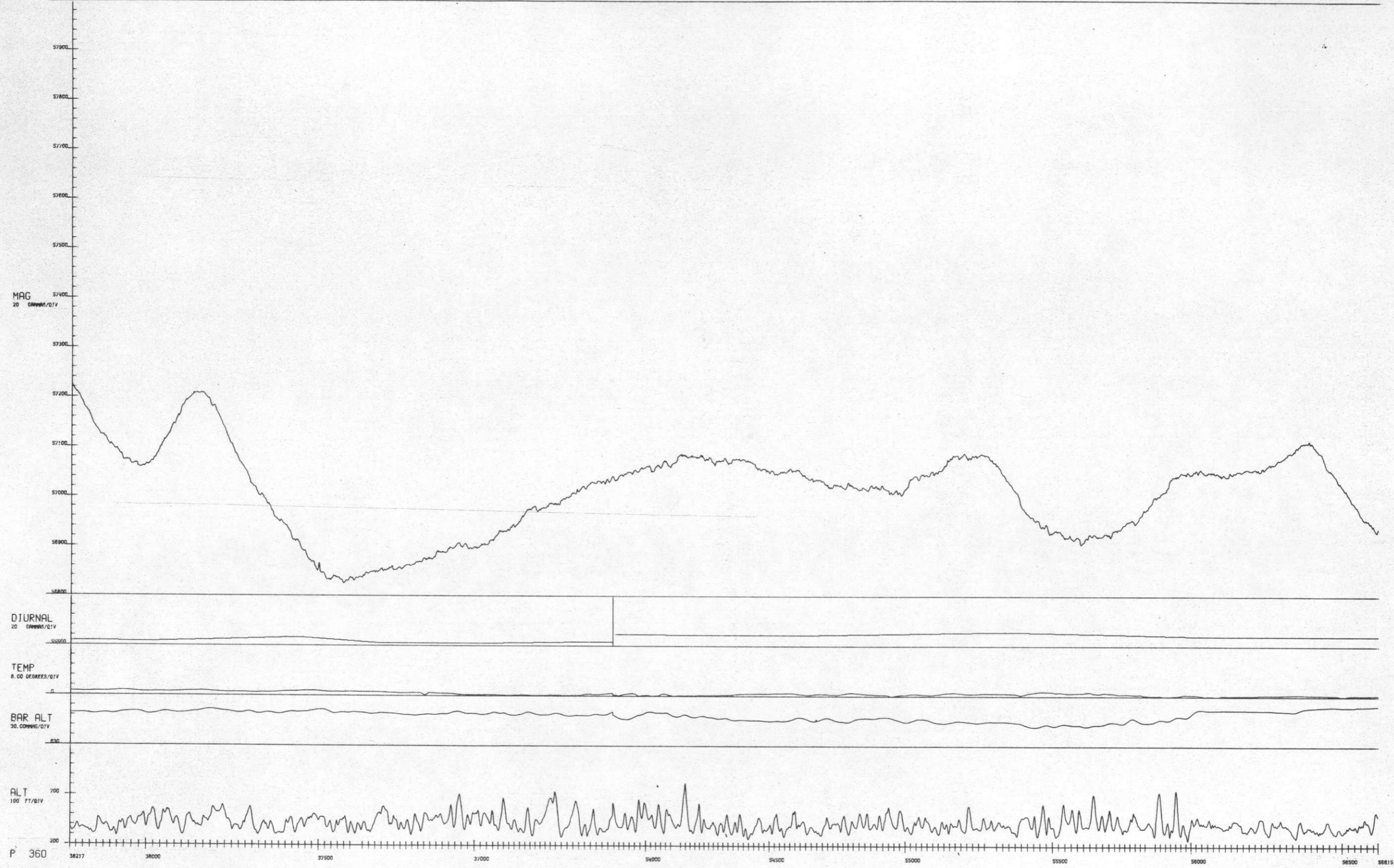
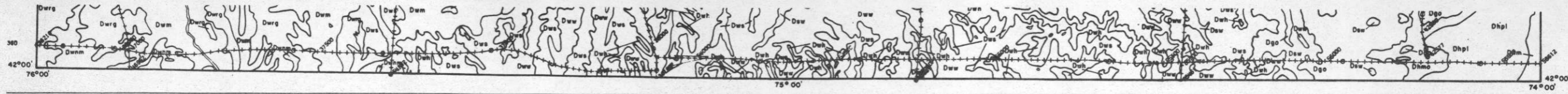
NURE AERIAL GAMMA-RAY AND MAGNETIC
RECONNAISSANCE SURVEY

NEW YORK-BINGHAMTON NK 18-5 QUADRANGLE
MAGNETIC AND ANCILLARY STACKED PROFILE DATA

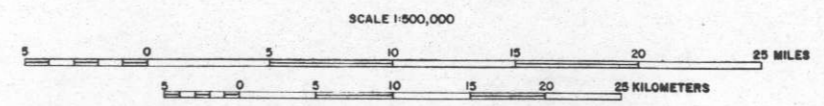
1980-1981

BY: CARSON HELICOPTERS, INC. 32-H BLOOMING GLEN ROAD PERKASIE, PENNA. 18944

PREPARED FOR
DEPARTMENT OF ENERGY



↑ EXCEEDS ALTITUDE SPECIFICATIONS



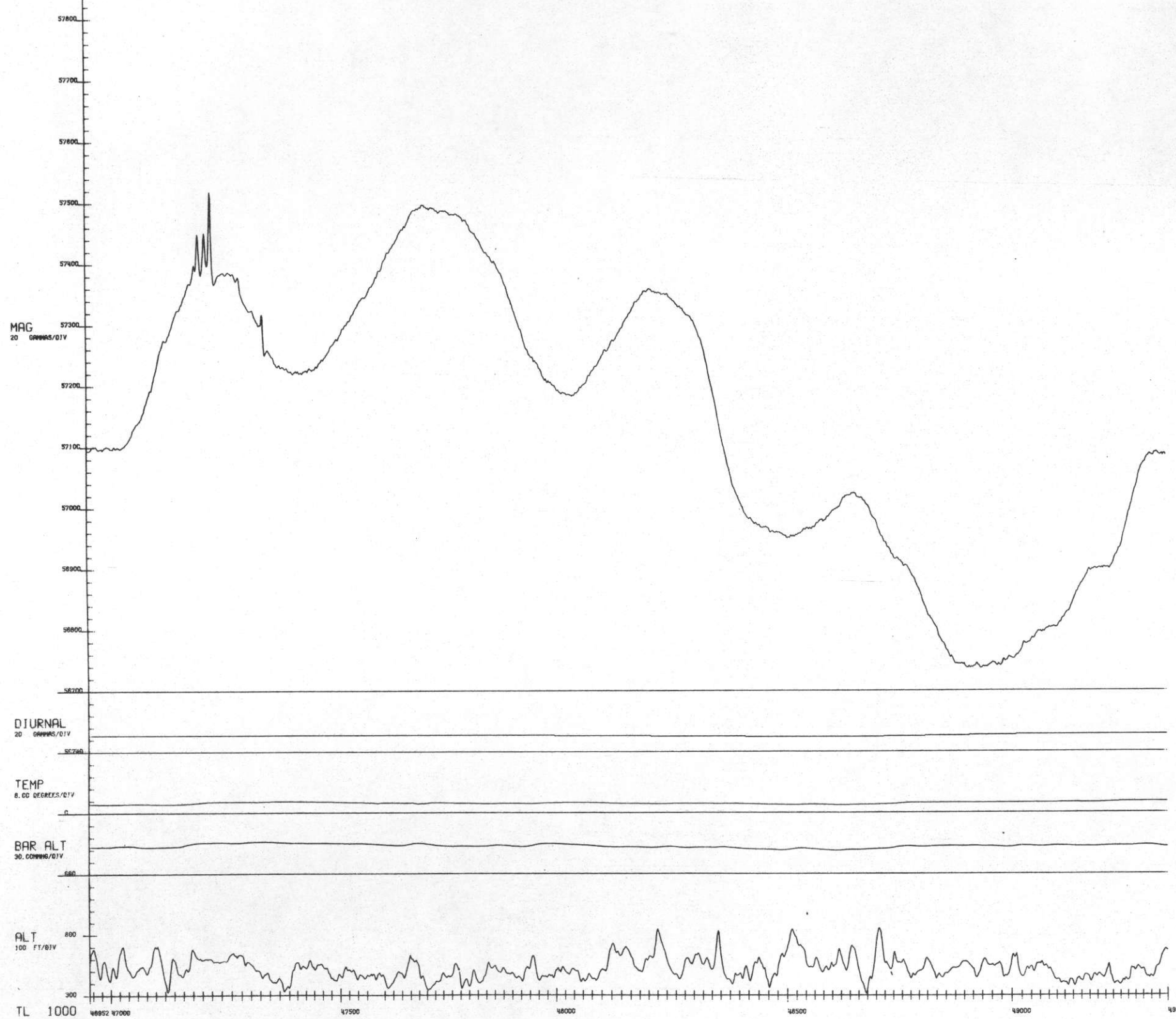
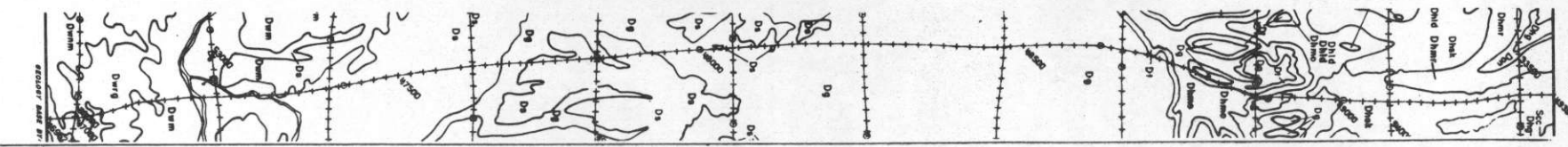
**NURE AERIAL GAMMA-RAY AND MAGNETIC
RECONNAISSANCE SURVEY**

NEW YORK-BINGHAMTON NK 18-5 QUADRANGLE
MAGNETIC AND ANCILLARY STACKED PROFILE DATA

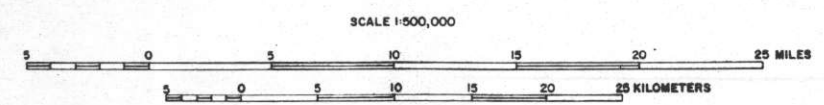
1980-1981

BY: CARSON HELICOPTERS, INC. 32-H BLOOMING GLEN ROAD PERKASIE, PENNA. 18944

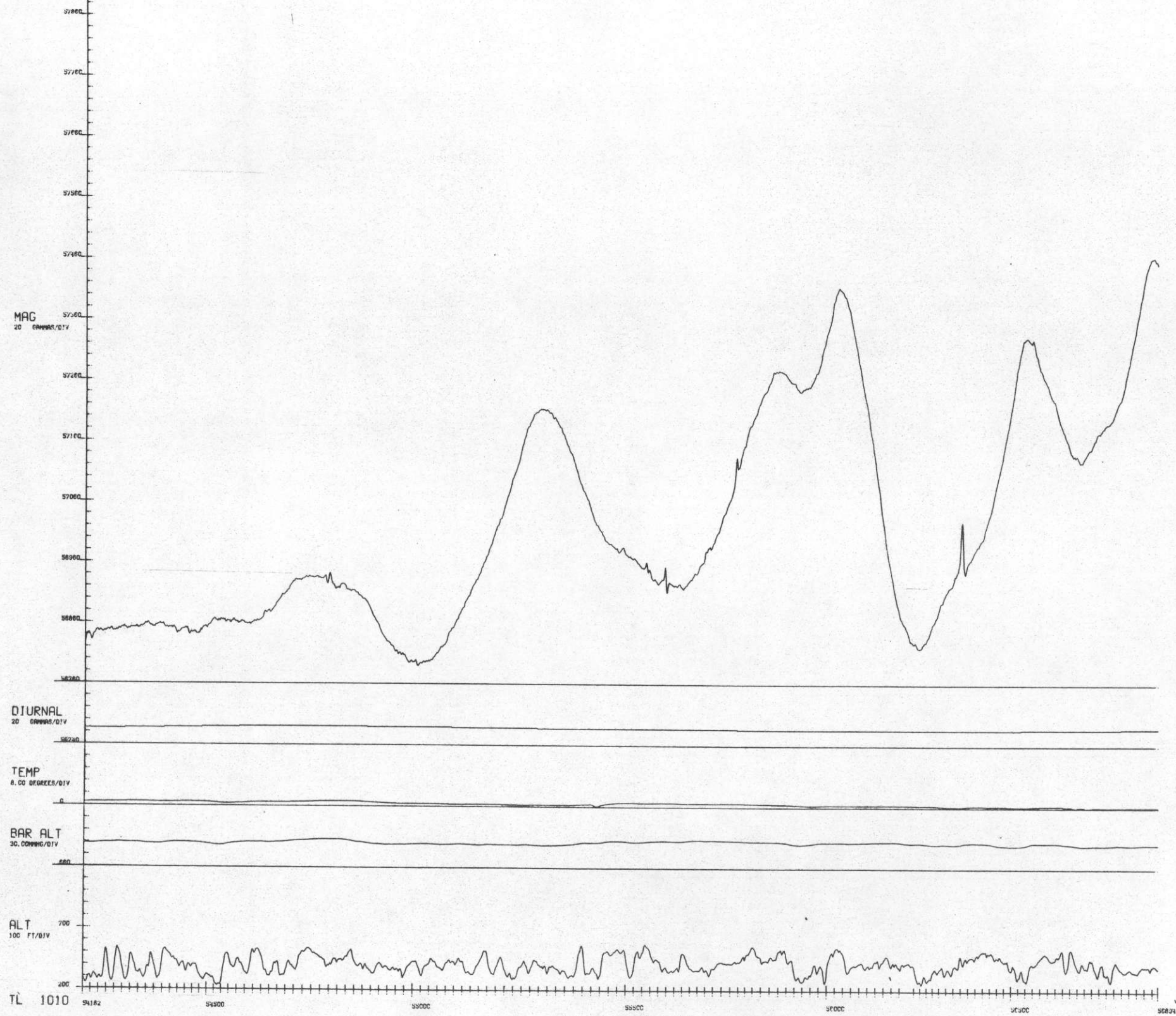
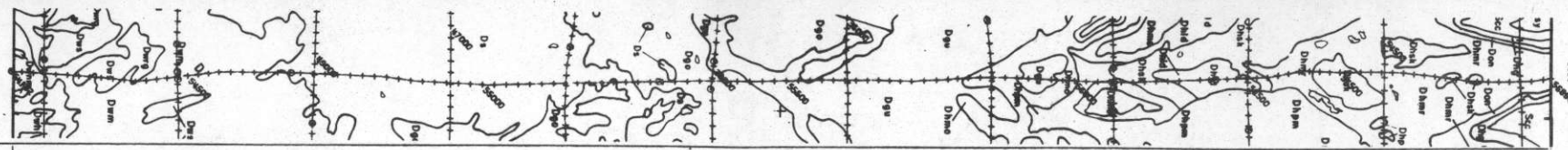
PREPARED FOR
DEPARTMENT OF ENERGY



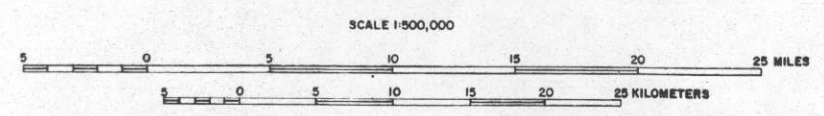
↑ EXCEEDS ALTITUDE SPECIFICATIONS



NURE AERIAL GAMMA-RAY AND MAGNETIC
RECONNAISSANCE SURVEY
NEW YORK-BINGHAMTON NK 18-5 QUADRANGLE
MAGNETIC AND ANCILLARY STACKED PROFILE DATA
1980-1981
BY: CARSON HELICOPTERS, INC. 32-H BLOOMING GLEN ROAD PERKASIE, PENNA. 19344
PREPARED FOR
DEPARTMENT OF ENERGY



↑ EXCEEDS ALTITUDE SPECIFICATIONS



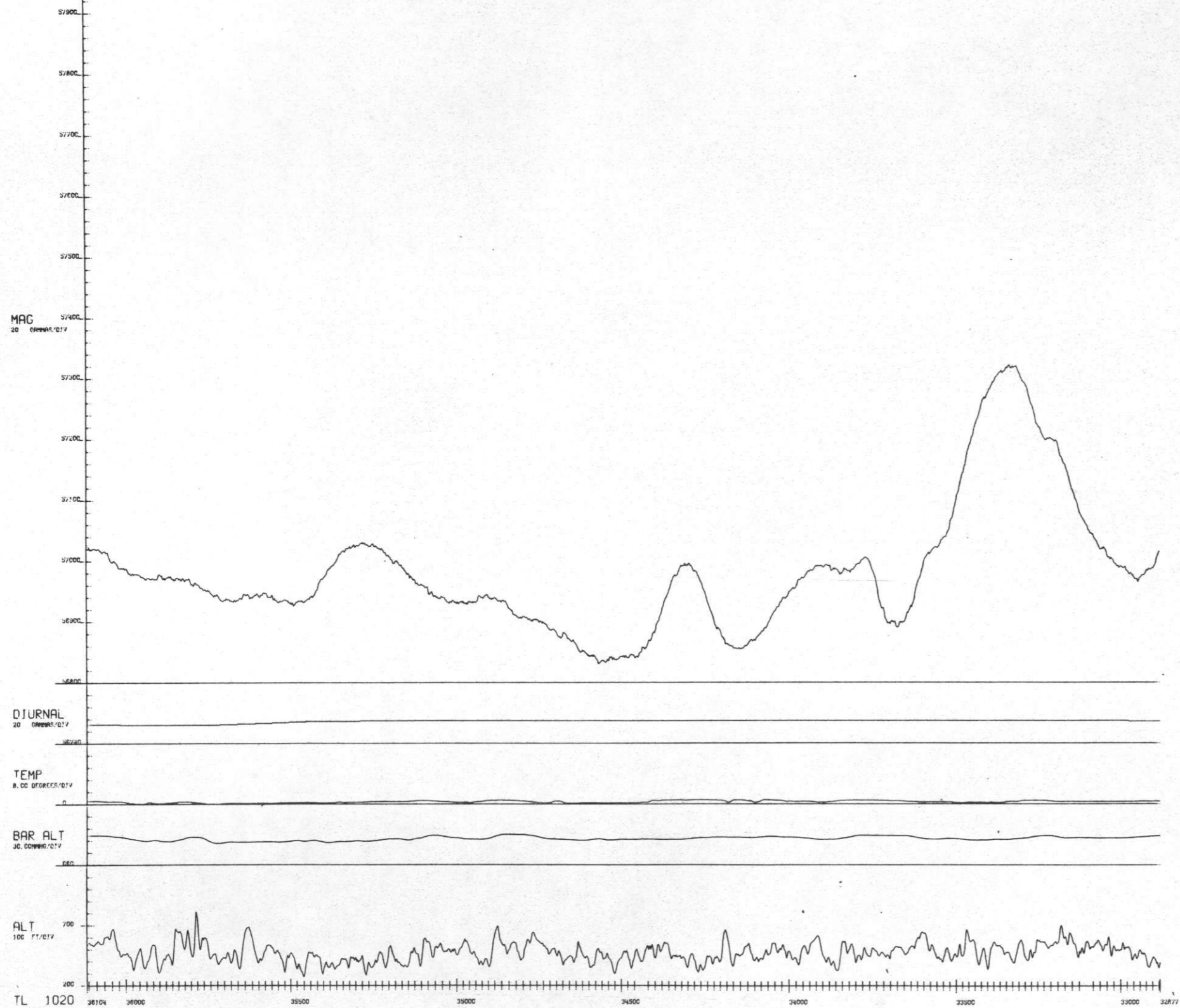
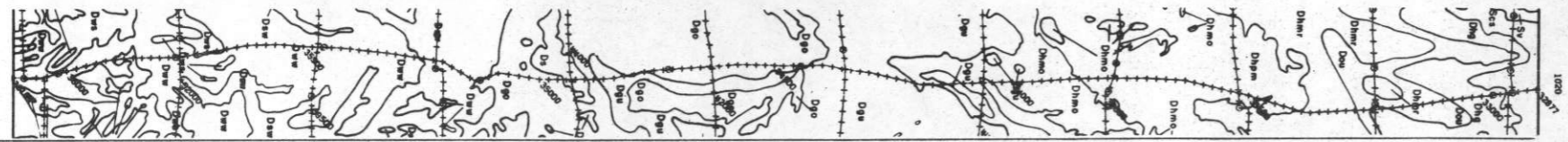
NURE AERIAL GAMMA-RAY AND MAGNETIC
RECONNAISSANCE SURVEY

NEW YORK-BINGHAMTON NK 18-5 QUADRANGLE
MAGNETIC AND ANCILLARY STACKED PROFILE DATA

1980-1981

BY: CARSON HELICOPTERS, INC. 32-H BLOOMING GLEN ROAD PERKASIE, PENNA. 18944

PREPARED FOR
DEPARTMENT OF ENERGY



MAG
20 GAMES/DIV

DIURNAL
20 GAMES/DIV

TEMP
8.00 GAMES/DIV

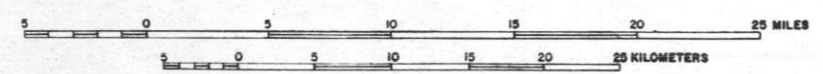
BAR ALT
30.00 GAMES/DIV

ALT
100 FT/DIV

TL 1020

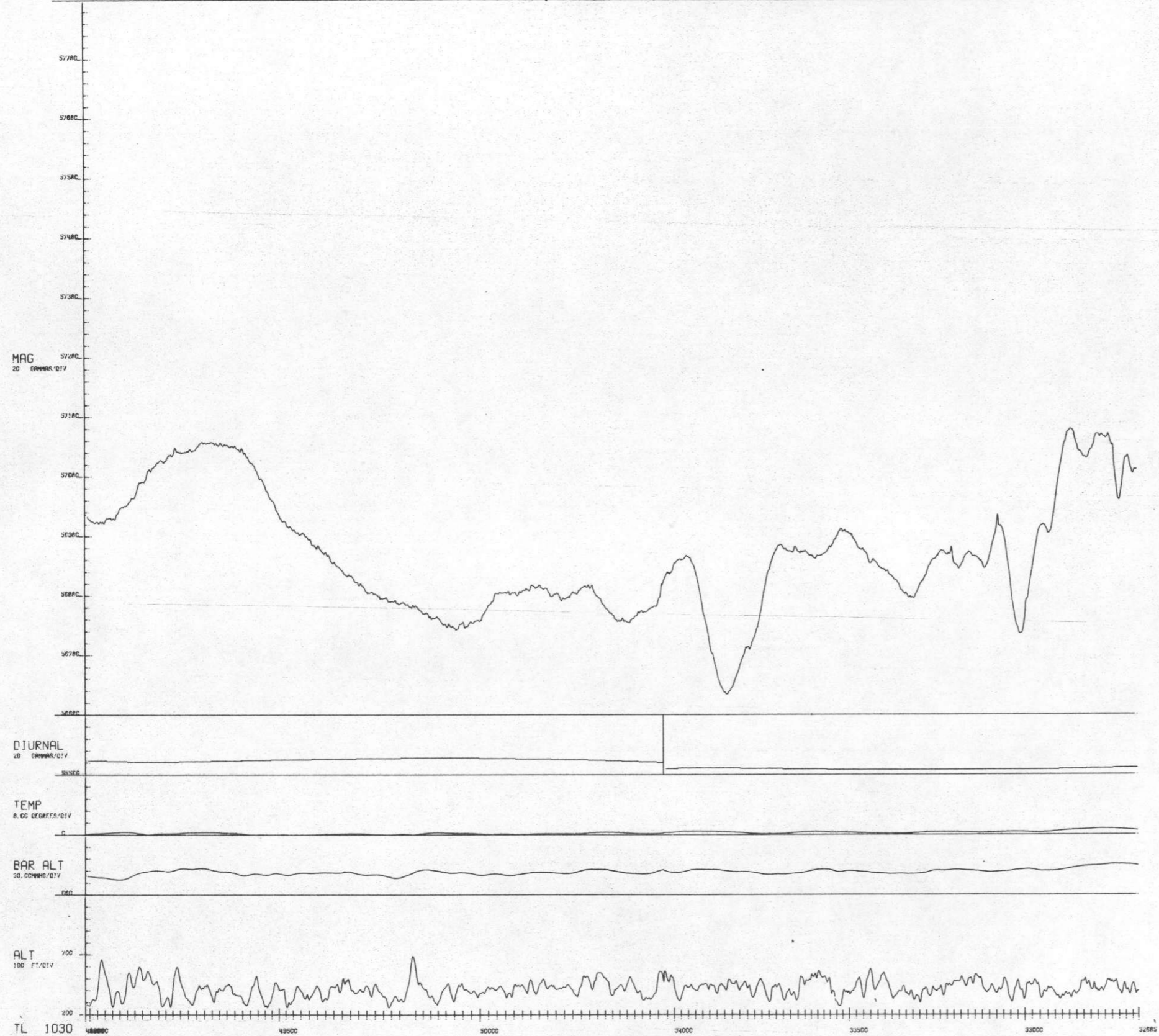
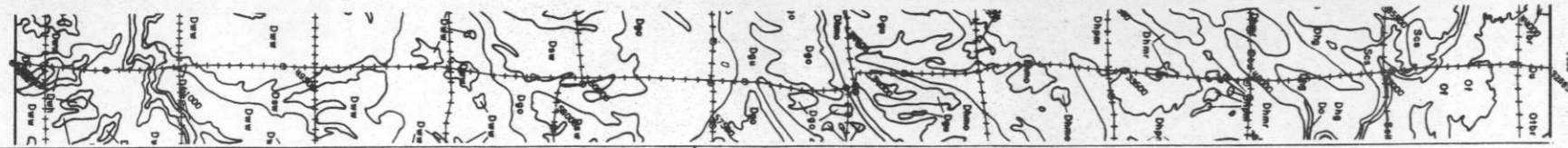
36104 36000 35900 35800 34900 34800 34700 34600 34500 34400 34300 34200 34100 34000 33900 33800 33700 33600 33500 33400 33300 33200 33100 33000 32900 32800 32700

SCALE 1:500,000

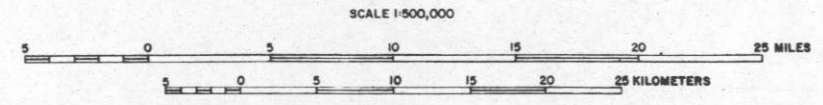


↑ EXCEEDS ALTITUDE SPECIFICATIONS

NURE AERIAL GAMMA-RAY AND MAGNETIC
RECONNAISSANCE SURVEY
NEW YORK-BINGHAMTON NK 18-5 QUADRANGLE
MAGNETIC AND ANCILLARY STACKED PROFILE DATA
1980-1981
BY: CARSON HELICOPTERS, INC. 32-H BLOOMING GLEN ROAD PERKASIE, PENNA. 18944
PREPARED FOR
DEPARTMENT OF ENERGY



↑ EXCEEDS ALTITUDE SPECIFICATIONS



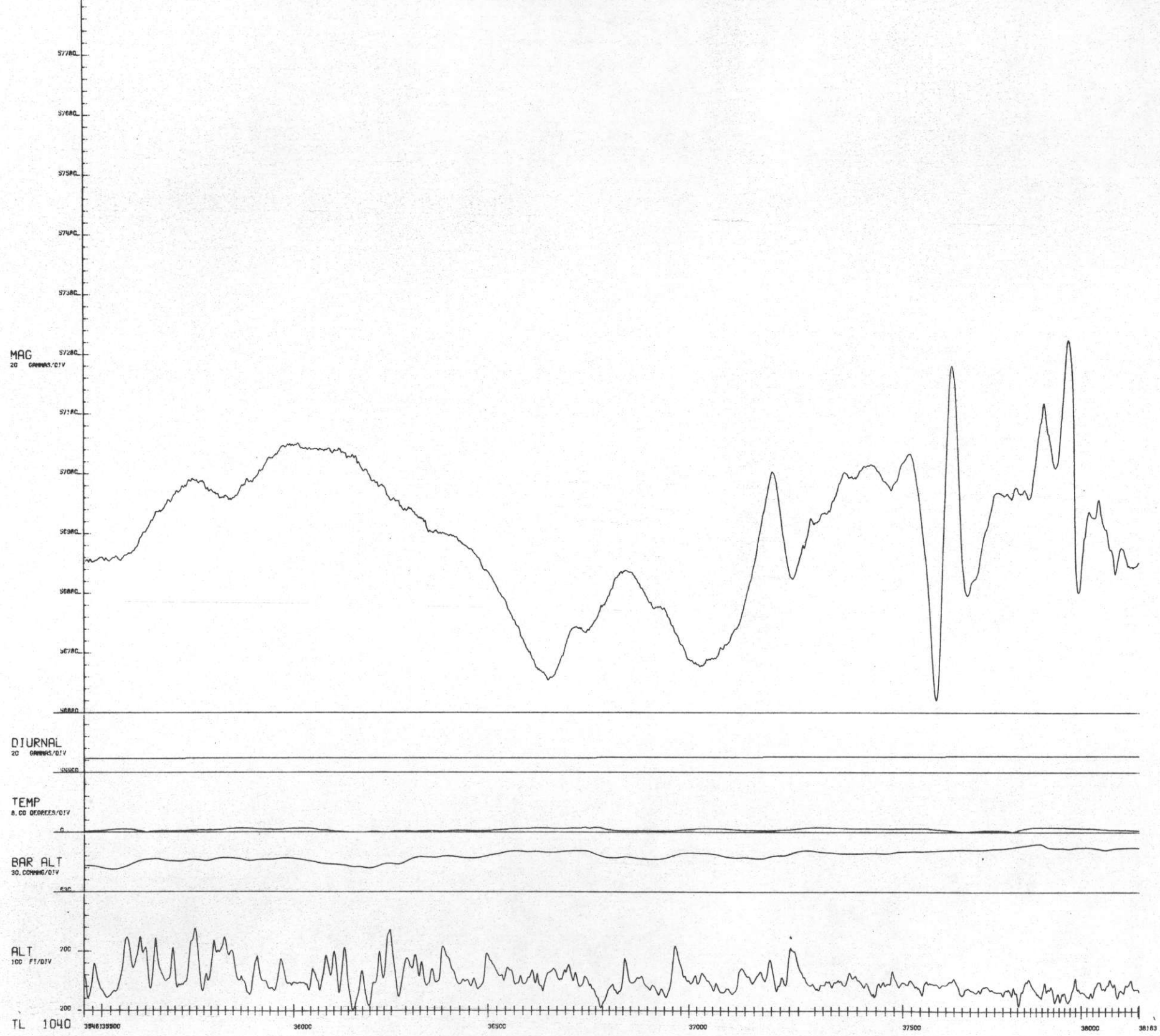
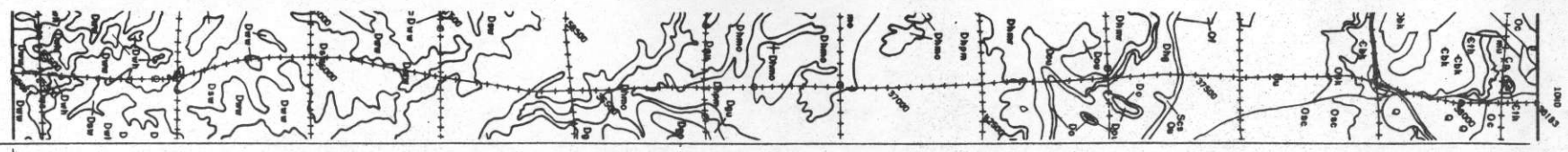
NURE AERIAL GAMMA-RAY AND MAGNETIC
RECONNAISSANCE SURVEY

NEW YORK-BINGHAMTON NK 18-5 QUADRANGLE
MAGNETIC AND ANCILLARY STACKED PROFILE DATA

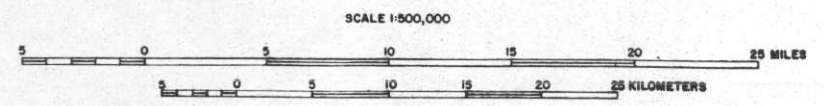
1980-1981

BY: CARSON HELICOPTERS, INC. 32-H BLOOMING GLEN ROAD PERKASIE, PENNA. 18944

PREPARED FOR
DEPARTMENT OF ENERGY



↑ EXCEEDS ALTITUDE SPECIFICATIONS



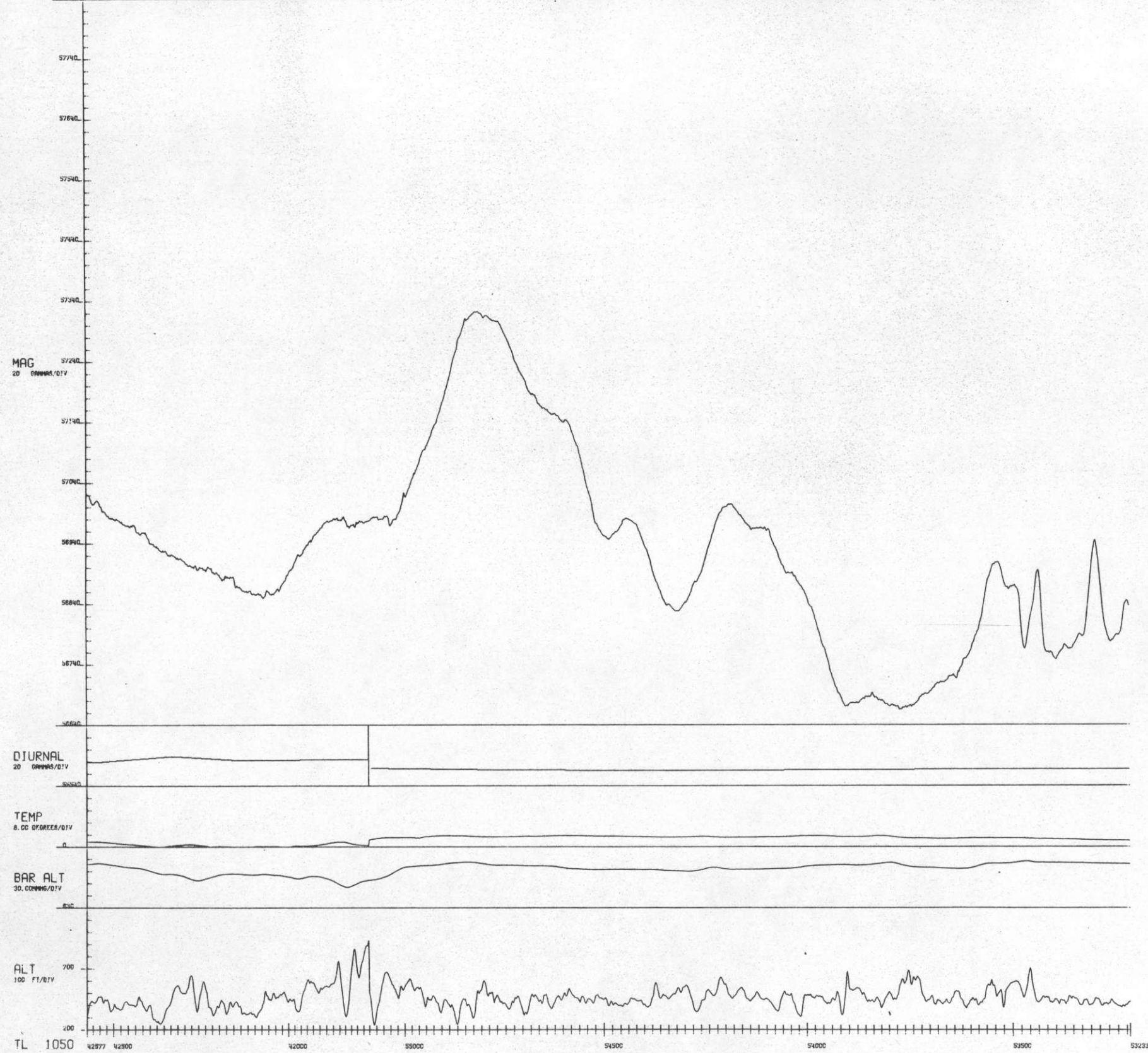
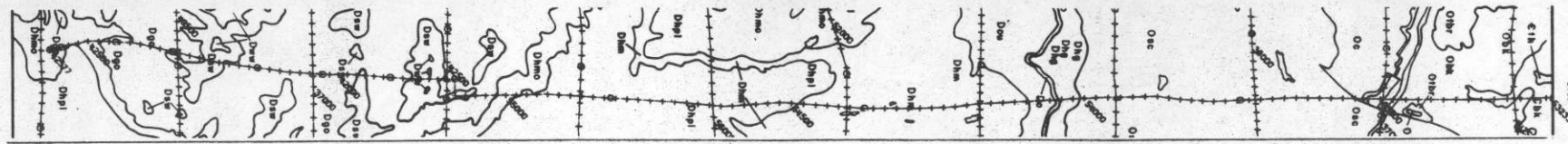
NURE AERIAL GAMMA-RAY AND MAGNETIC
RECONNAISSANCE SURVEY

NEW YORK-BINGHAMTON NK 18-5 QUADRANGLE
MAGNETIC AND ANCILLARY STACKED PROFILE DATA

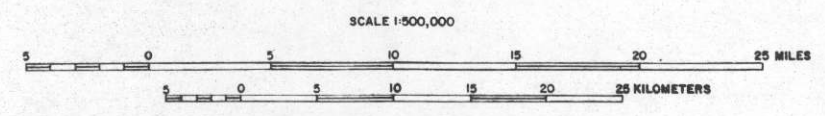
1980-1981

BY: CARSON HELICOPTERS, INC. 32-H BLOOMING GLEN ROAD PERKASIE, PENNA. 18944

PREPARED FOR
DEPARTMENT OF ENERGY



↑ EXCEEDS ALTITUDE SPECIFICATIONS



NURE AERIAL GAMMA-RAY AND MAGNETIC
RECONNAISSANCE SURVEY

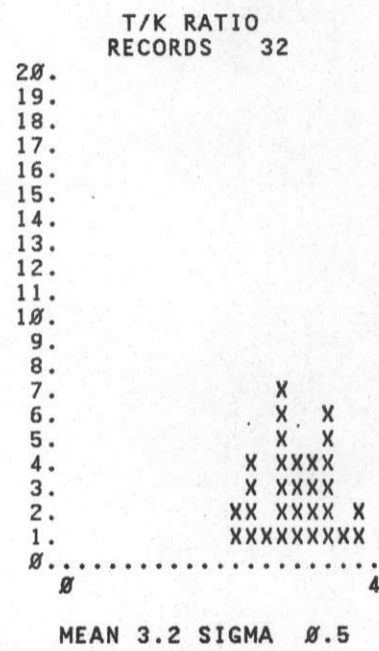
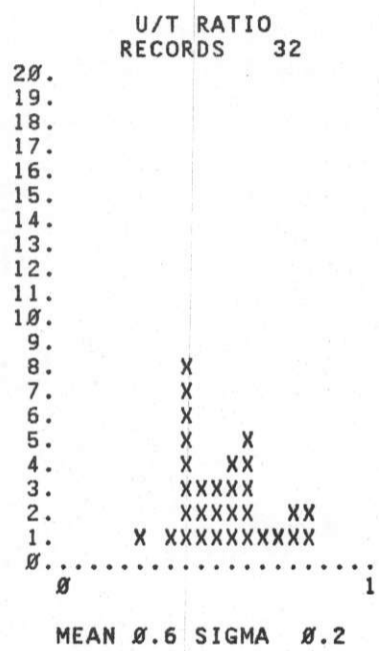
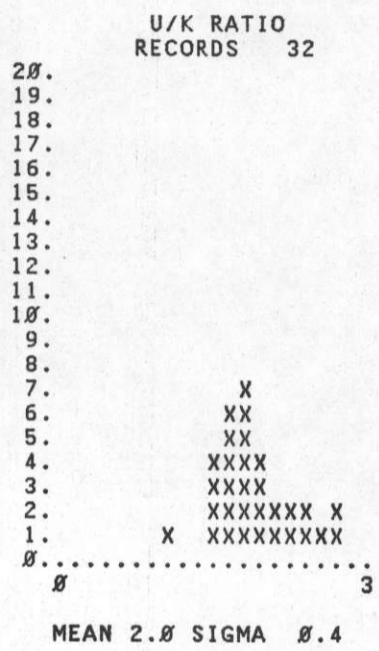
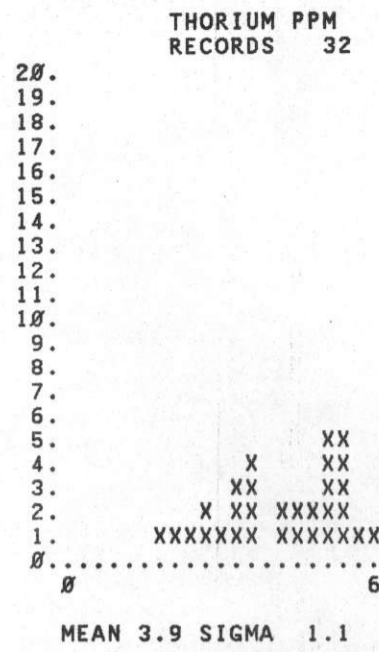

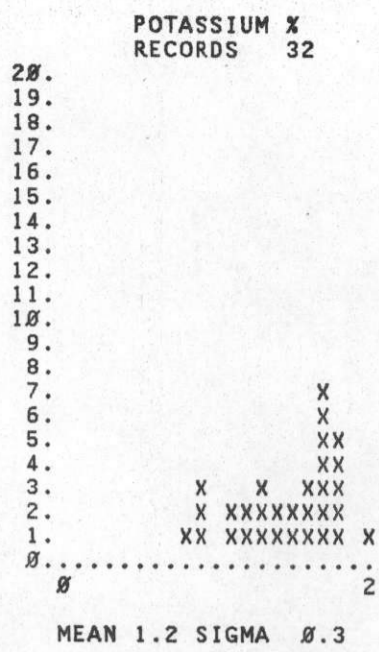
NEW YORK-BINGHAMTON NK 18-5 QUADRANGLE
MAGNETIC AND ANCILLARY STACKED PROFILE DATA

1980-1981

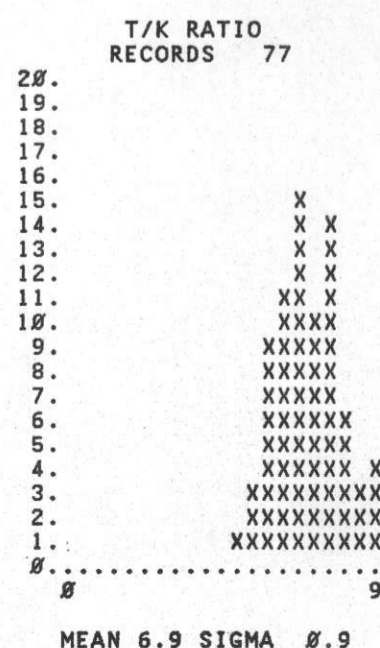
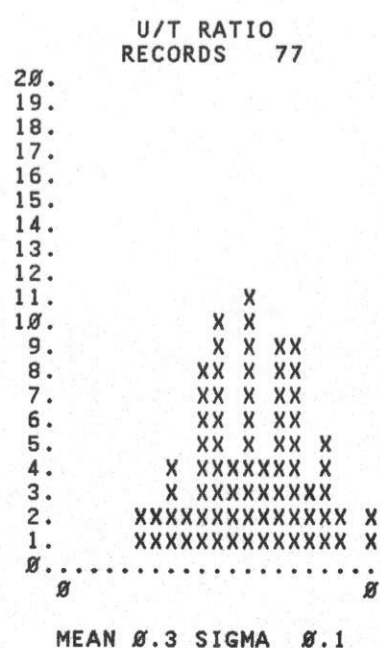
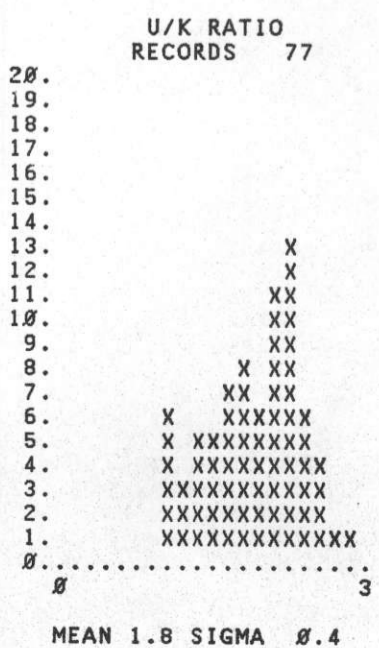
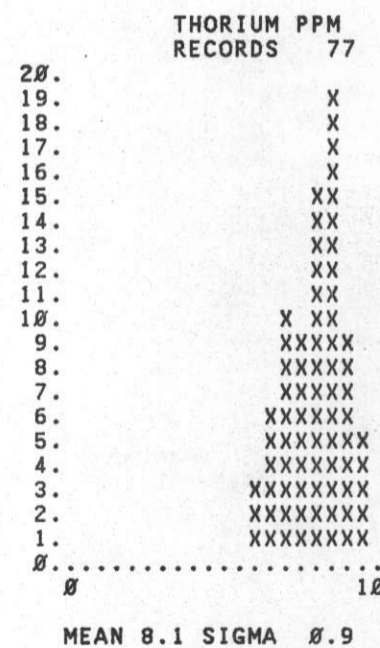
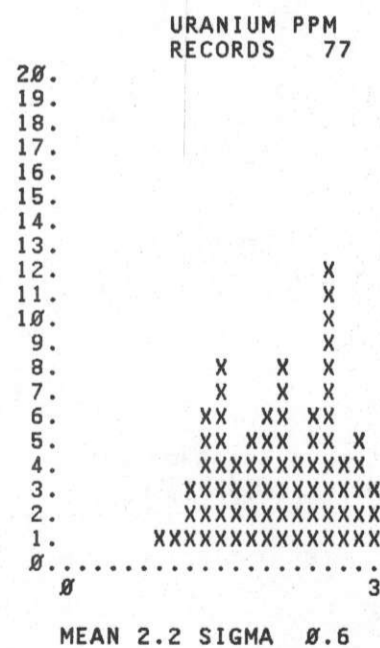
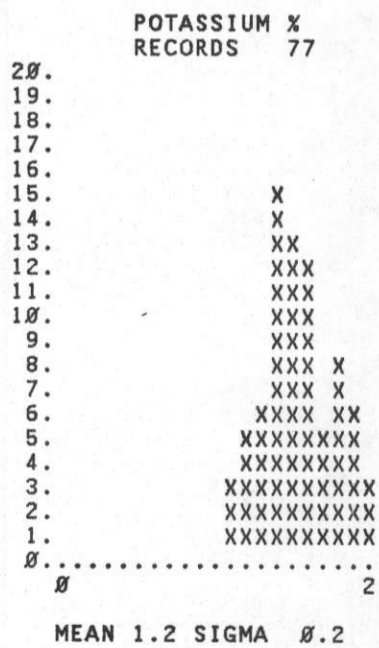
BY: CARSON HELICOPTERS, INC. 32-H BLOOMING GLEN ROAD PERKASIE, PENNA. 16944

PREPARED FOR
DEPARTMENT OF ENERGY

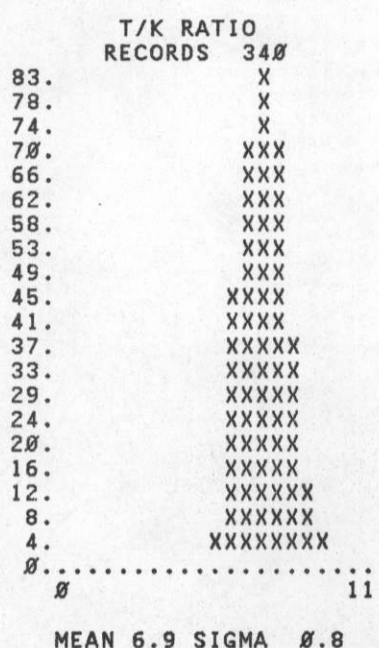
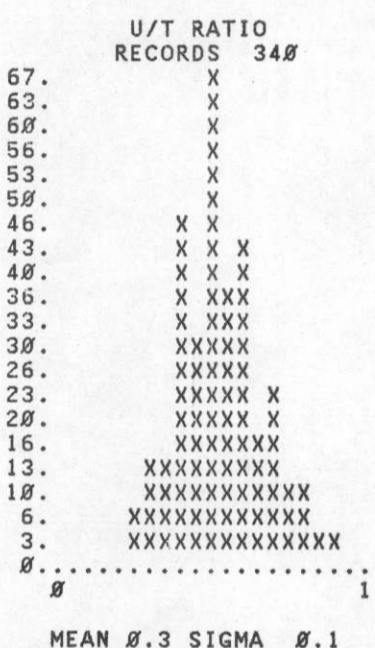
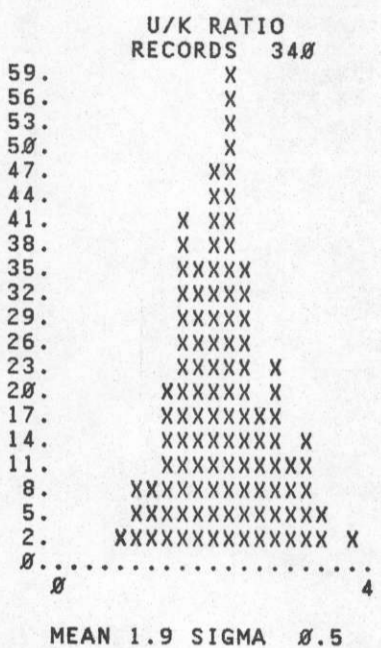
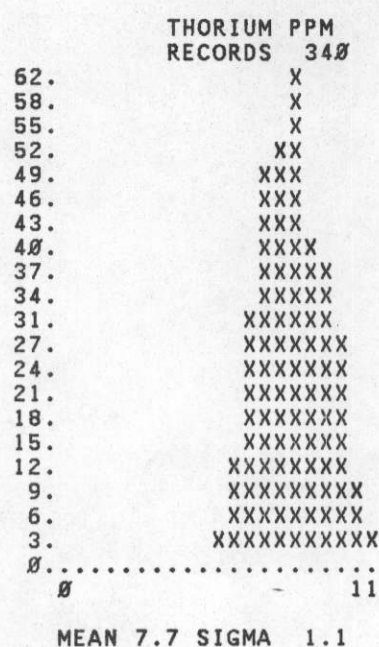
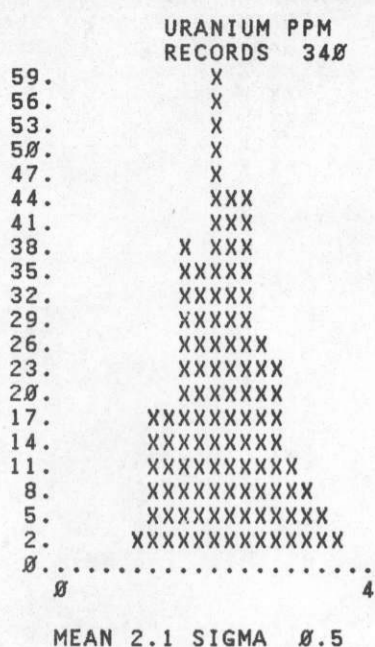
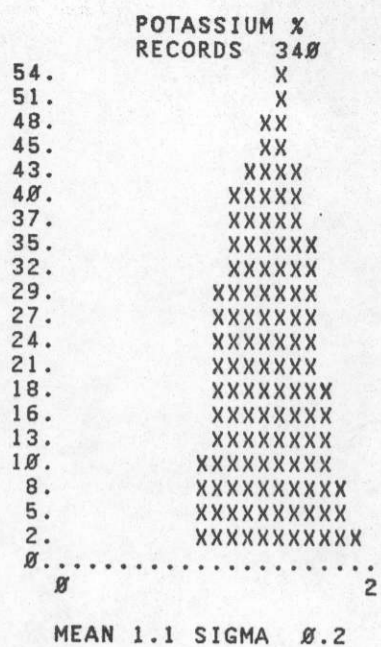
MAINE SURVEY 1980, BINGHAMTON N.Y. QUAD, NK18-05
GEOLOGIC UNIT Q



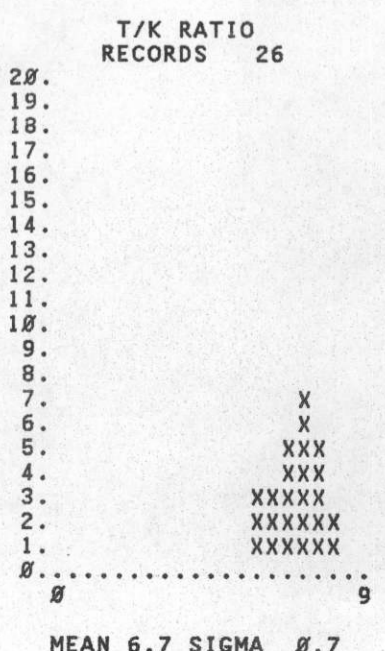
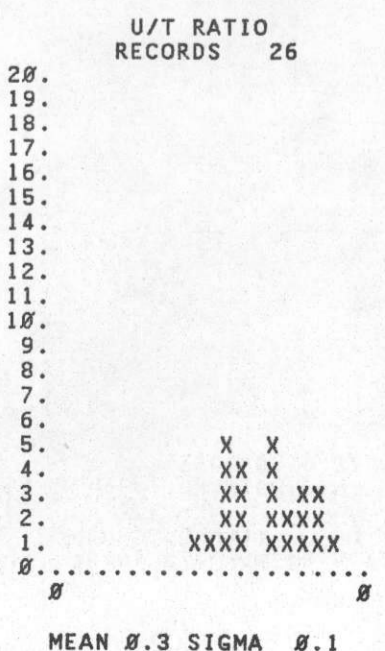
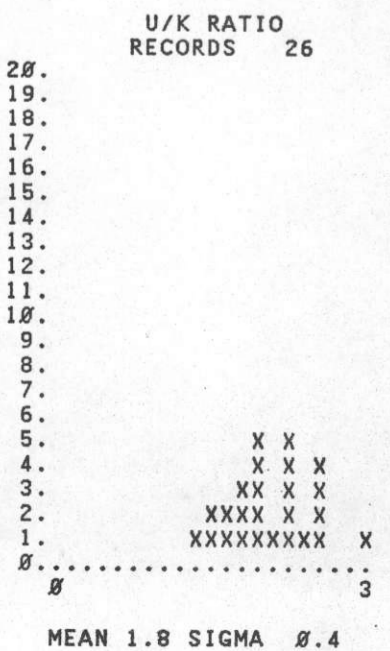
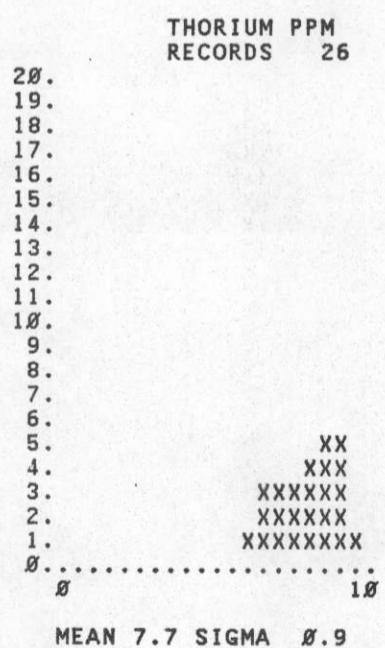
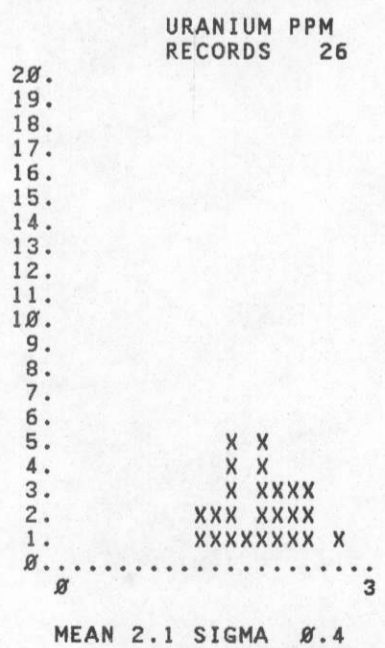
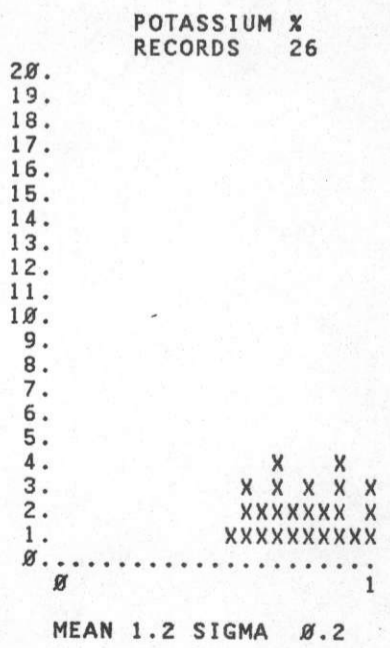
MAINE SURVEY 1980, BINGHAMTON N.Y. QUAD, NK18-05
GEOLOGIC UNIT Dwrg



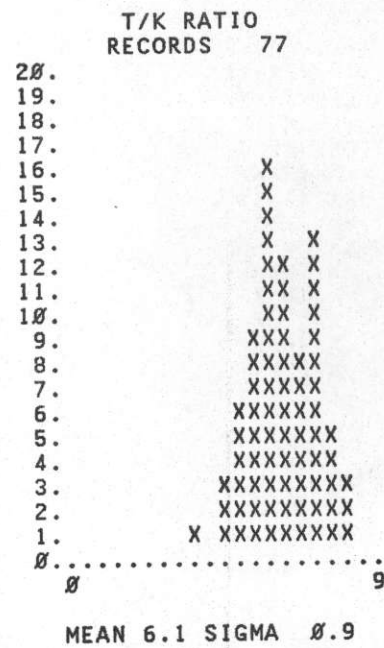

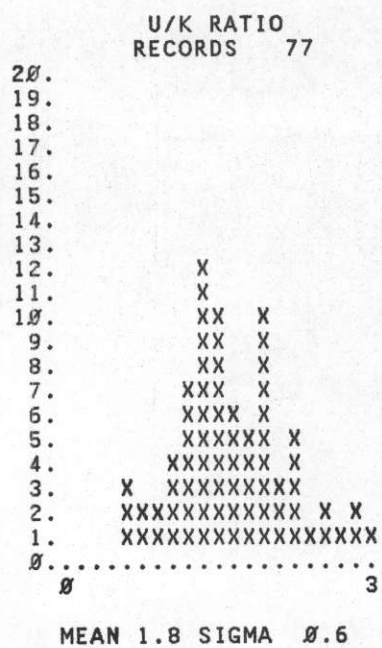
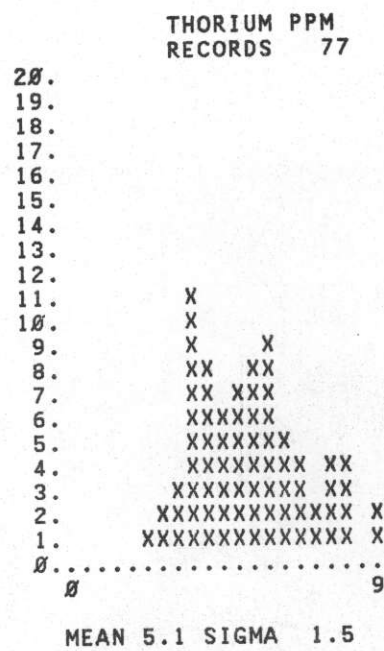

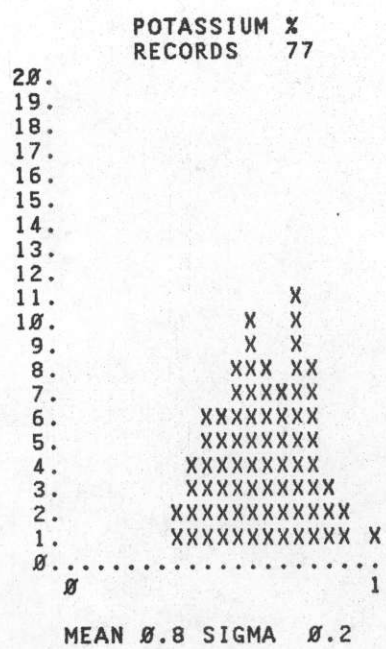
MAINE SURVEY 1980, BINGHAMTON N.Y. QUAD, NK18-05
GEOLOGIC UNIT Dwm



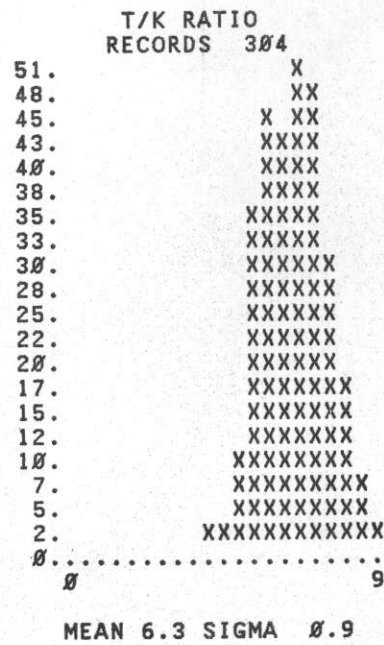
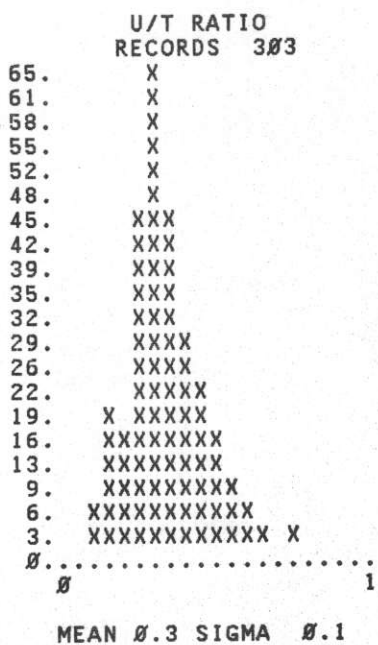
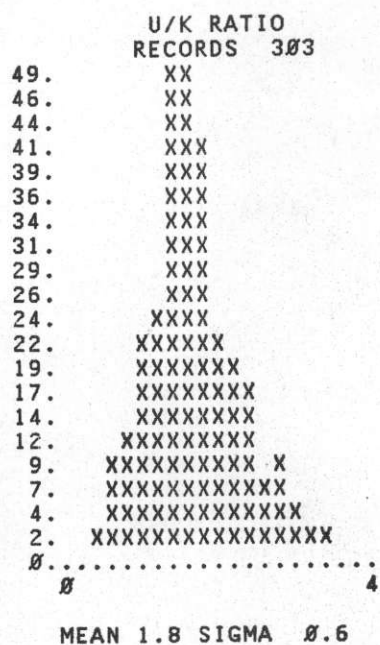
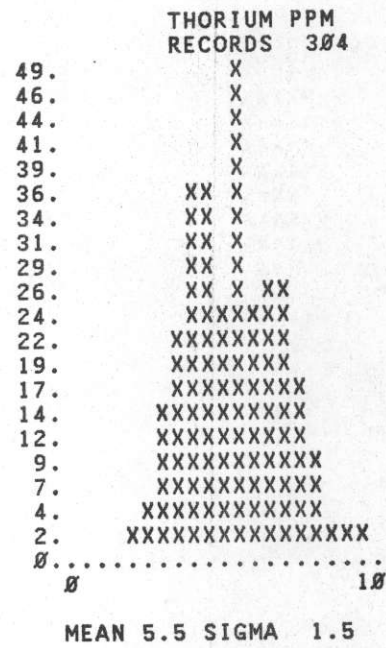

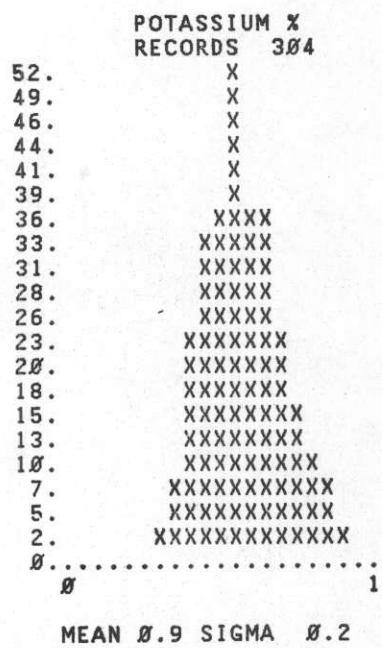
MAINE SURVEY 1980, BINGHAMTON N.Y. QUAD, NK18-05
GEOLOGIC UNIT Dwnm



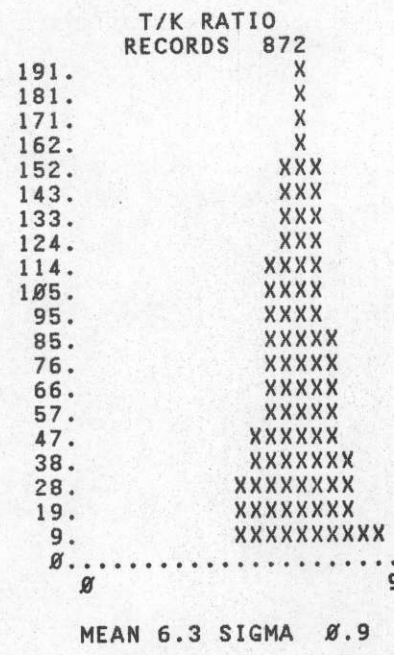
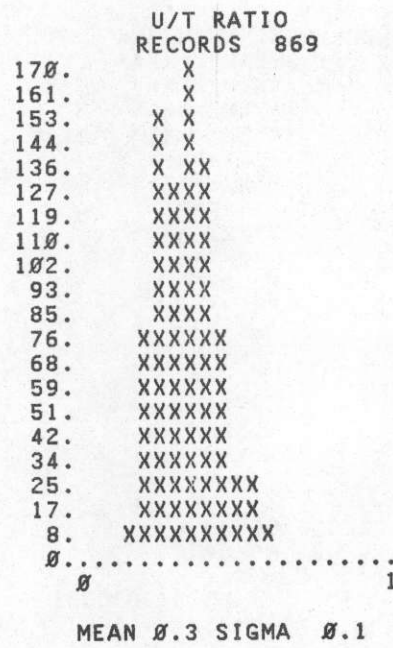
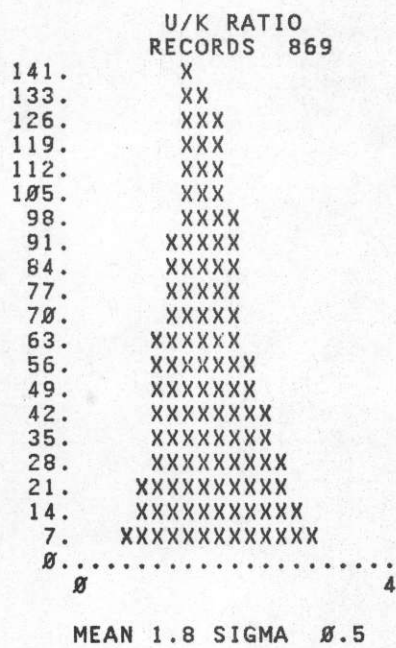
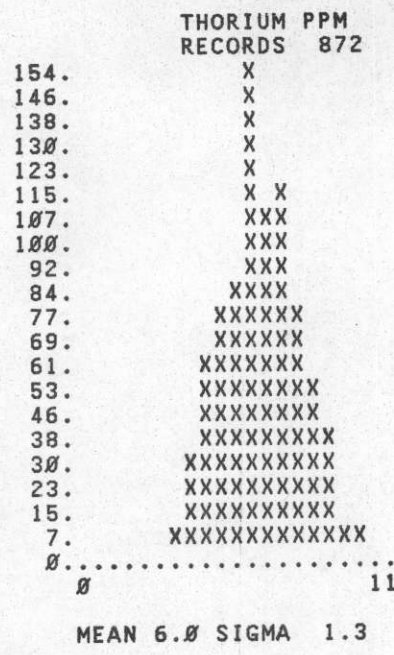
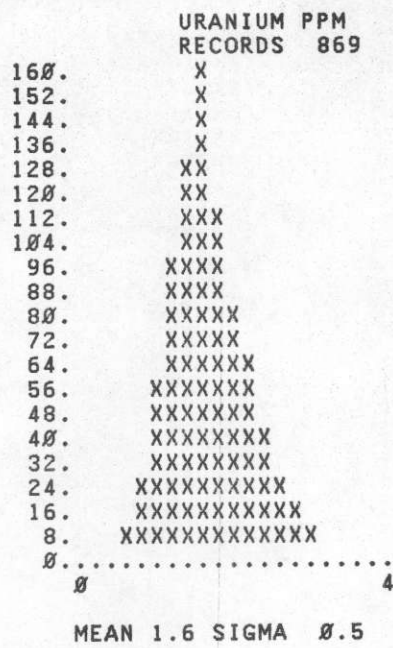
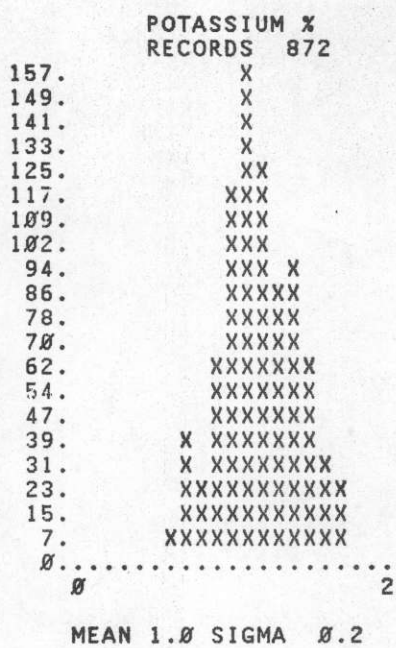
MAINE SURVEY 1980, BINGHAMTON N.Y. QUAD, NK18-05
GEOLOGIC UNIT Dwh



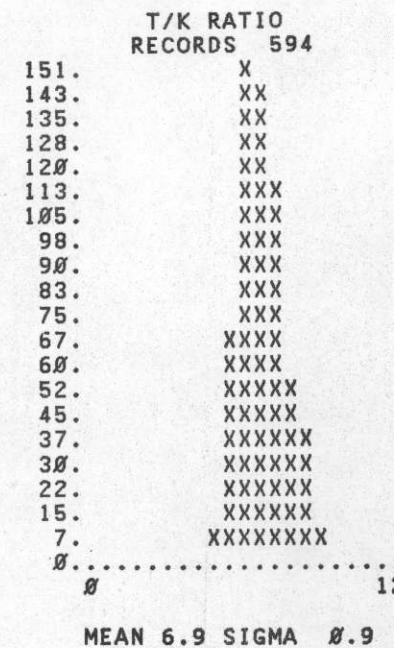
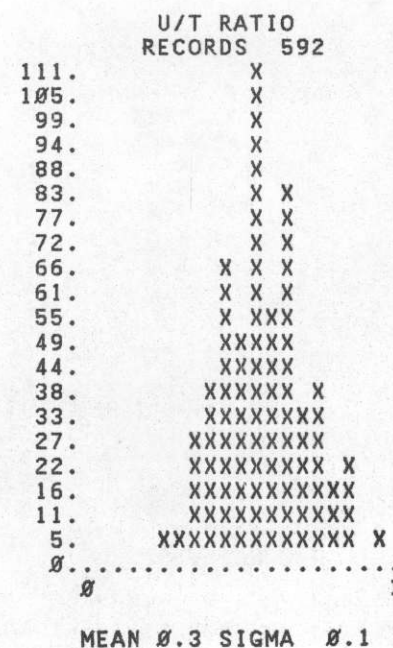
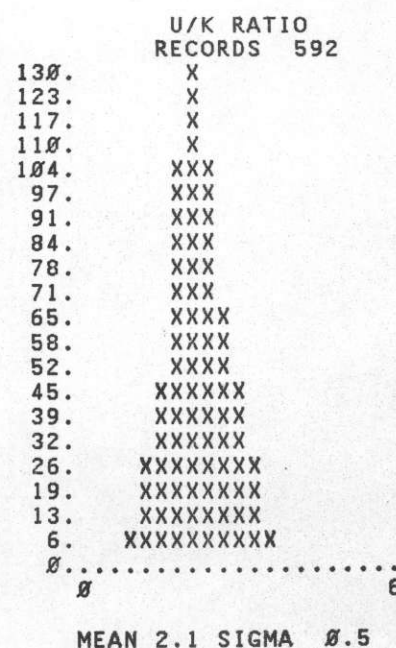
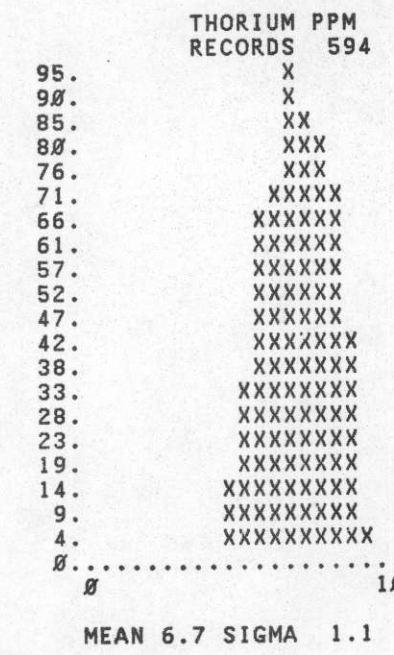
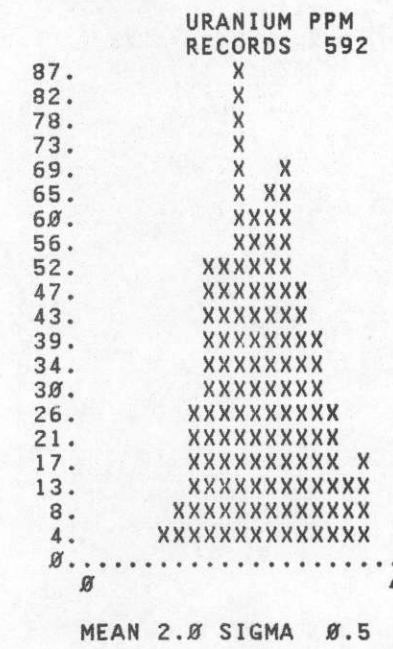
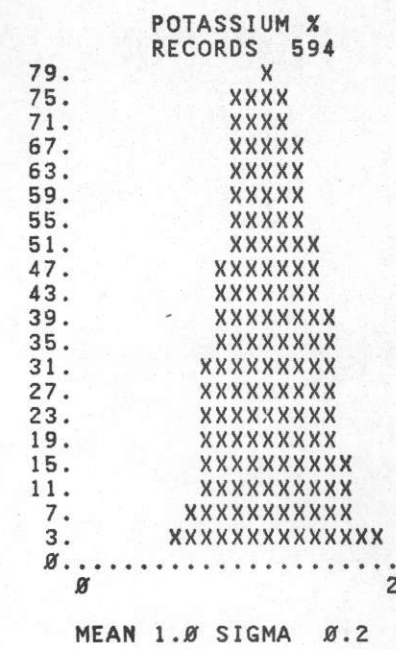
MAINE SURVEY 1980, BINGHAMTON N.Y. QUAD, NK18-05
GEOLOGIC UNIT Dws



MAINE SURVEY 1980, BINGHAMTON N.Y. QUAD, NK18-05
GEOLOGIC UNIT Dww



MAINE SURVEY 1980, BINGHAMTON N.Y. QUAD, NK18-05
GEOLOGIC UNIT Ds



MAINE SURVEY 1980, BINGHAMTON N.Y. QUAD, NK18-05
GEOLOGIC UNIT Dsw

POTASSIUM %
RECORDS 767

119.	X
113.	X
107.	X
101.	XXX
95.	XXX
89.	XXXX
83.	XXXX
77.	XXXXX
71.	XXXXX
65.	XXXXX
59.	XXXXXX
53.	XXXXXXX
47.	XXXXXXXX
41.	XXXXXXXX
35.	XXXXXXXX
29.	XXXXXXXX
23.	XXXXXXXXXX
17.	XXXXXXXXXX
11.	XXXXXXXXXXXX
5.	XXXXXXXXXXXX

MEAN 1.0 SIGMA 0.2

URANIUM PPM
RECORDS 767

119.	X
113.	XX
107.	XX
101.	XX
95.	XX
89.	XX
83.	XXXX
77.	XXXX
71.	XXXXX
65.	XXXXXX
59.	XXXXXXX
53.	XXXXXXXX
47.	XXXXXXXX
41.	XXXXXXXX
35.	XXXXXXXX
29.	XXXXXXXX
23.	XXXXXXXXXX
17.	XXXXXXXXXX
11.	XXXXXXXXXXXX
5.	XXXXXXXXXXXX

MEAN 1.8 SIGMA 0.5

THORIUM PPM
RECORDS 767

94.	X
89.	X XX
84.	XXXXX
79.	XXXXX
75.	XXXXX
70.	XXXXX
65.	XXXXXX
61.	XXXXXX
56.	XXXXXXX
51.	XXXXXXXX
47.	XXXXXXXX
42.	XXXXXXXX
37.	XXXXXXXXXX
32.	XXXXXXXXXX
28.	XXXXXXXXXX
23.	XXXXXXXXXX
18.	XXXXXXXXXX
14.	XXXXXXXXXX
9.	XXXXXXXXXX
4.	XXXXXXXXXX

MEAN 6.1 SIGMA 1.3

U/K RATIO
RECORDS 767

136.	X
129.	X
122.	X
115.	XX
108.	XXX
102.	XXX
95.	XXX
88.	XXX
81.	XXXX
74.	XXXX
68.	XXXXX
61.	XXXXX
54.	XXXXXX
47.	XXXXXXX
40.	XXXXXXXX
34.	XXXXXXXX
27.	XXXXXXXX
20.	XXXXXXXXXX
13.	XXXXXXXXXX
6.	XXXXXXXXXXXX X

MEAN 1.8 SIGMA 0.5

U/T RATIO
RECORDS 767

160.	X
152.	XXX
144.	XXX
136.	XXX
128.	XXX
120.	XXX
112.	XXX
104.	XXX
96.	XXXX
88.	XXXX
80.	XXXX
72.	XXXXX
64.	XXXXXX
56.	XXXXXX
48.	XXXXXX
40.	XXXXXX
32.	XXXXXXX
24.	XXXXXXX
16.	XXXXXXXX
8.	XXXXXXXXXX

MEAN 0.3 SIGMA 0.1

T/K RATIO
RECORDS 767

168.	X
159.	X
151.	X
142.	X
134.	XXX
125.	XXX
117.	XXX
109.	XXX
100.	XXX
92.	XXX
84.	XXXX
75.	XXXXX
67.	XXXXXX
58.	XXXXXX
50.	XXXXXX
42.	XXXXXX
33.	XXXXXXX
25.	XXXXXXX
16.	XXXXXXX
8.	XXXXXXX

MEAN 6.1 SIGMA 0.9

MAINE SURVEY 1980, BINGHAMTON N.Y. QUAD, NK18-05
GEOLOGIC UNIT Dg

POTASSIUM %
RECORDS 595

85.	X
80.	X X
76.	XXXX
72.	XXXX
68.	XXXX
63.	XXXXX
59.	XXXXXX
55.	XXXXXX
51.	XXXXXX
46.	XXXXXX
42.	XXXXXXX
38.	XXXXXXX
34.	XXXXXXX
29.	XXXXXXX
25.	XXXXXXX
21.	XXXXXXXX
17.	XXXXXXXX
12.	XXXXXXXX
8.	XXXXXXXXXX
4.	X XXXXXXXXXXX

MEAN 1.0 SIGMA 0.2

URANIUM PPM
RECORDS 595

82.	X
77.	X
73.	X
69.	XX X
65.	XX X
61.	XXXX
57.	XXXXX
53.	XXXXX
49.	XXXXX
45.	XXXXXXX
41.	XXXXXXX
36.	XXXXXXX
32.	XXXXXXX
28.	XXXXXXX
24.	XXXXXXXXXX
20.	XXXXXXXXXX
16.	XXXXXXXXXX
12.	XXXXXXXXXX
8.	XXXXXXXXXXXX
4.	XXXXXXXXXXXX

MEAN 1.7 SIGMA 0.5

THORIUM PPM
RECORDS 595

93.	X
88.	XX
83.	XX
79.	XXX
74.	XXXX
69.	XXXX
65.	XXXX
60.	XXXX
55.	XXXX
51.	XXXXX
46.	XXXXX
41.	XXXXX
37.	XXXXX
32.	XXXXXX
27.	XXXXXXXX
23.	XXXXXXXX
18.	XXXXXXXX
13.	XXXXXXXX
9.	XXXXXXXX
4.	XXXXXXXXXX

MEAN 6.2 SIGMA 1.1

U/K RATIO
RECORDS 594

105.	X
99.	X
94.	X
89.	X
84.	X X
78.	XX X
73.	XXX
68.	XXXX
63.	XXXXX
57.	XXXXX
52.	XXXXX
47.	XXXXX
42.	XXXXXX
36.	XXXXXX
31.	XXXXXX
26.	XXXXXX
21.	XXXXXXXX
15.	XXXXXXXX
10.	XXXXXXXXXX
5.	XXXXXXXXXX

MEAN 1.9 SIGMA 0.6

U/T RATIO
RECORDS 594

146.	X
138.	X
131.	X
124.	X
116.	X
109.	X
102.	XXX
94.	XXX
87.	XXX
80.	XXXX
73.	XXXX
65.	XXXX
58.	XXXX
51.	XXXX
43.	XXXXXX
36.	XXXXXX
29.	XXXXXX
21.	XXXXXX
14.	XXXXXX
7.	XXXXXX

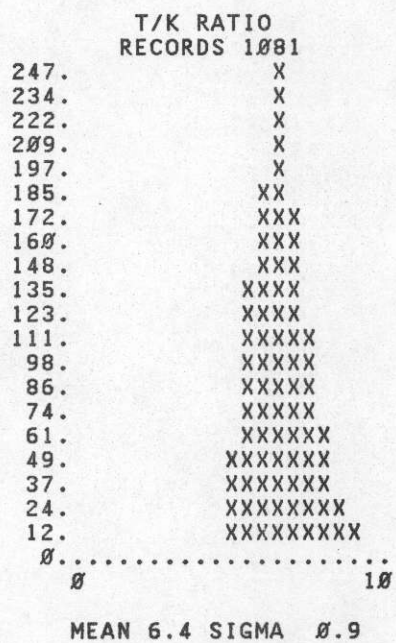

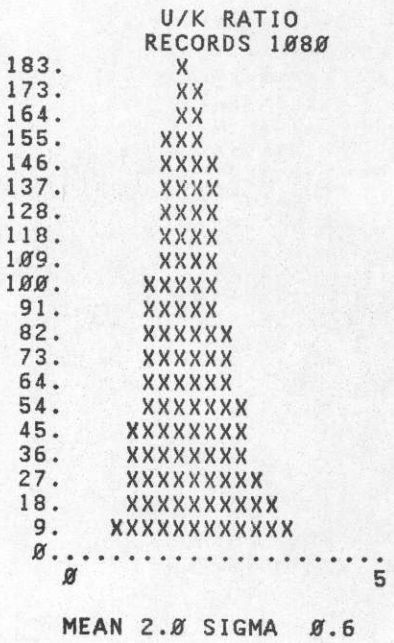
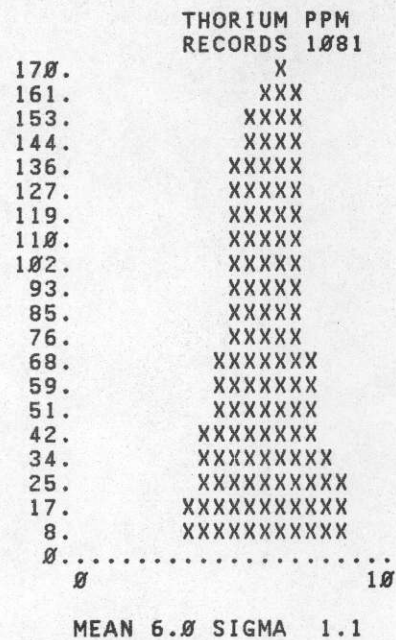
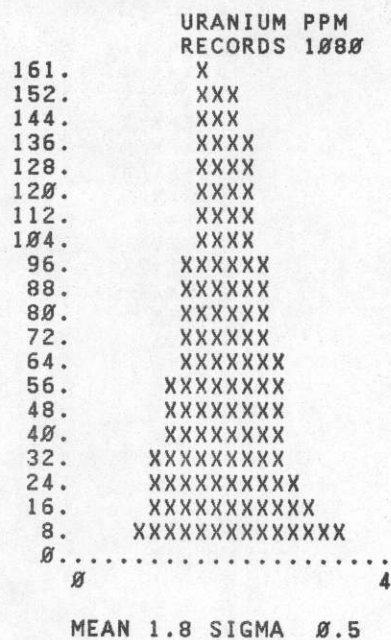
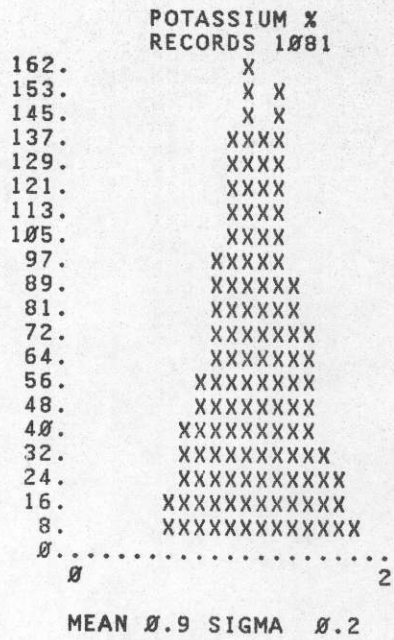
MEAN 0.3 SIGMA 0.1

T/K RATIO
RECORDS 595

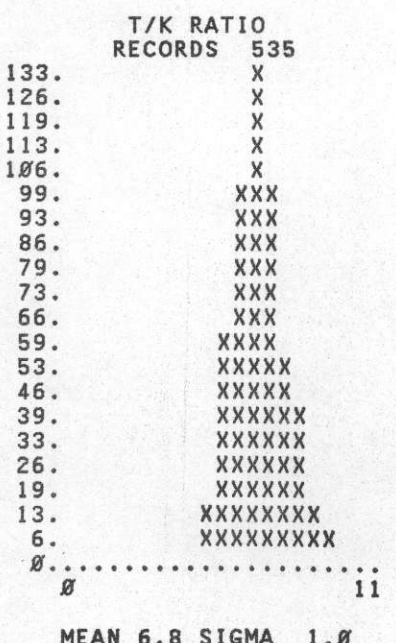
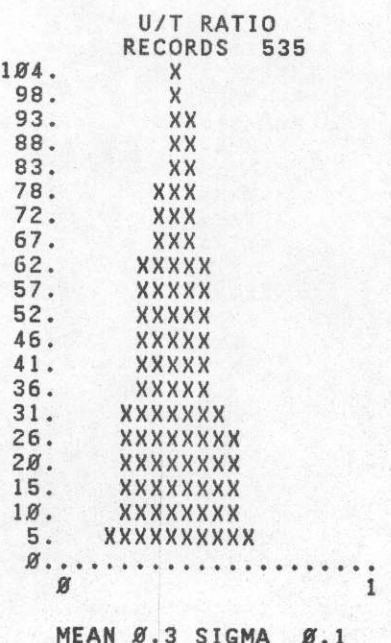
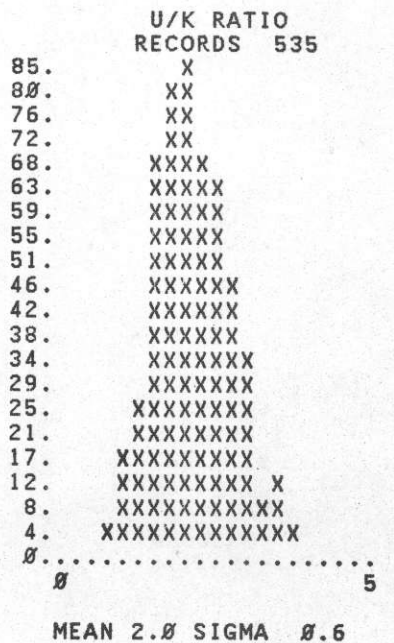
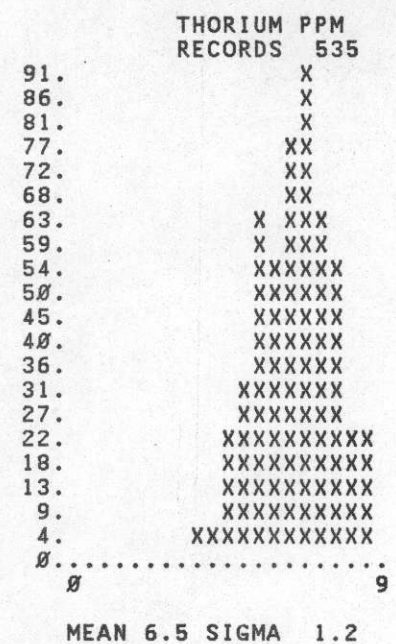
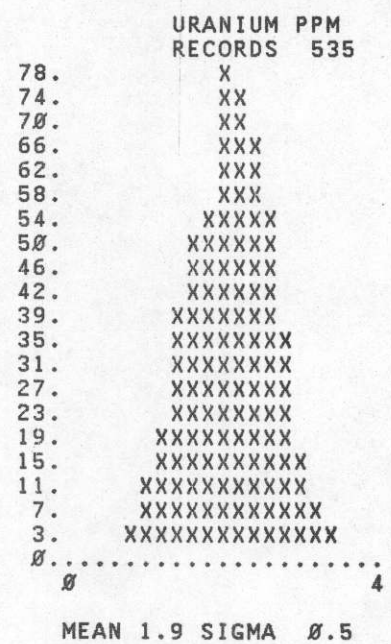
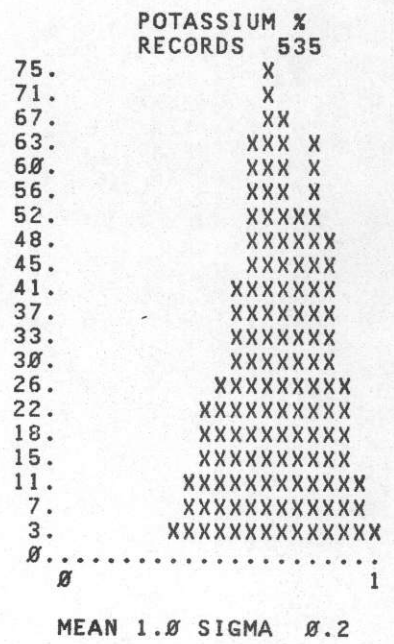
188.	X
178.	X
169.	X
159.	X
150.	X
141.	X
131.	XX
122.	XX
112.	XXX
103.	XXX
94.	XXX
84.	XXX
75.	XXX
65.	XXX
56.	XXXX
47.	XXXXX
37.	XXXXX
28.	XXXXX
18.	XXXXXX
9.	XXXXXX

MEAN 6.5 SIGMA 1.1

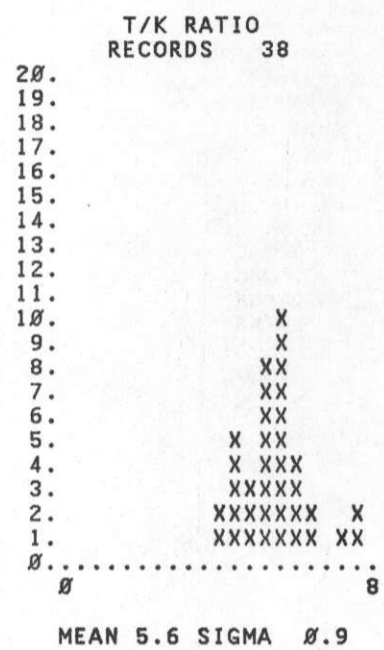

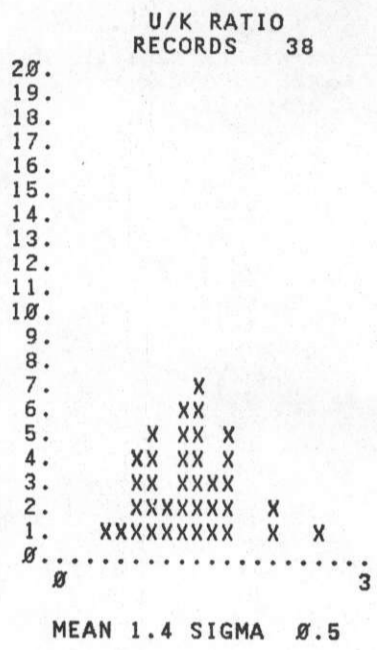
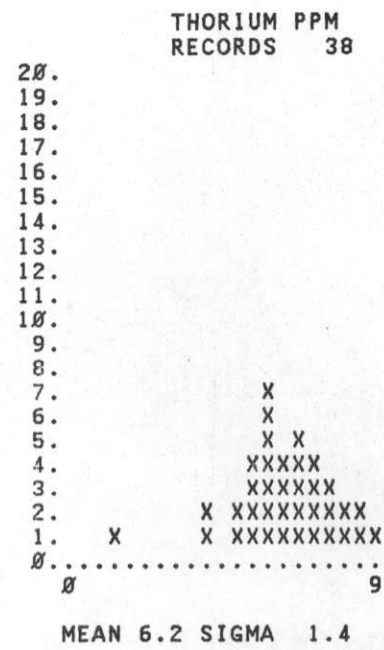

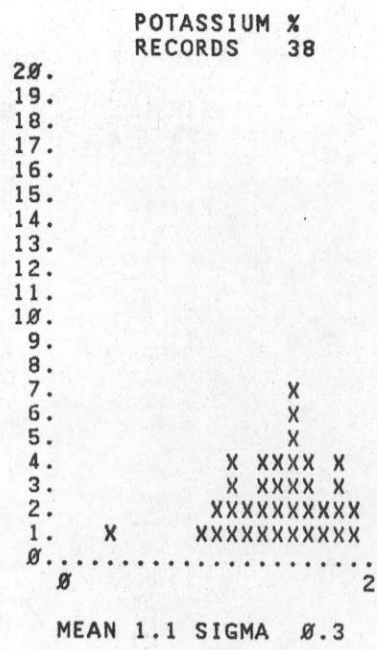
MAINE SURVEY 1980, BINGHAMTON N.Y. QUAD, NK18-05
GEOLOGIC UNIT D90



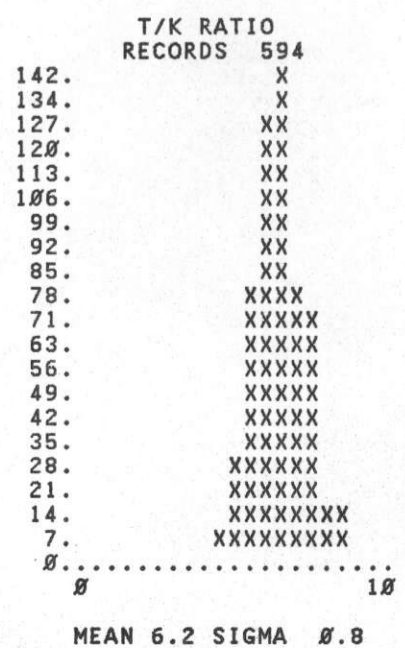


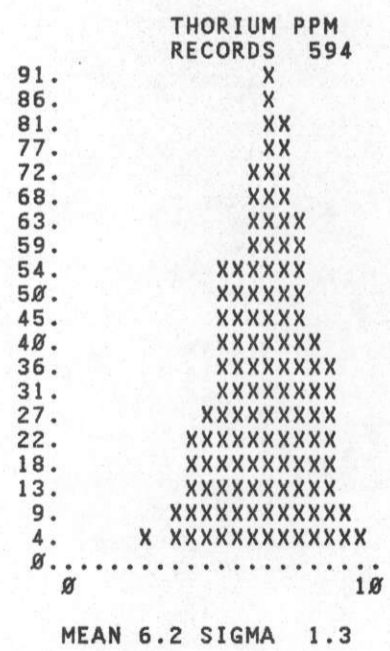
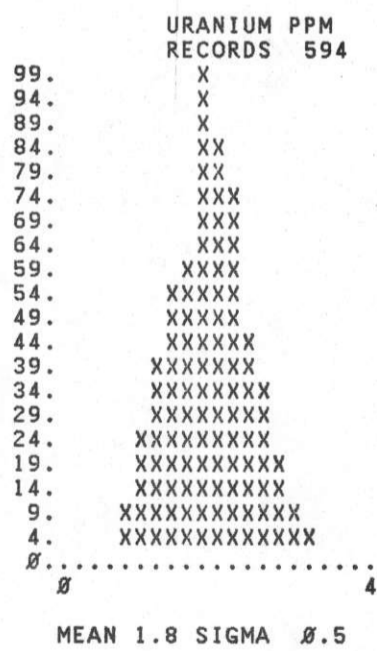
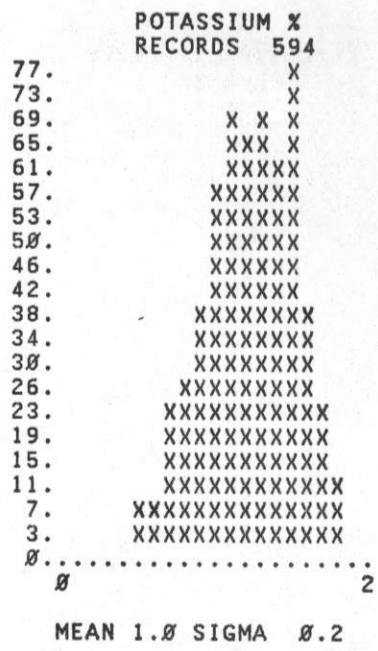
MAINE SURVEY 1980, BINGHAMTON N.Y. QUAD, NK18-05
GEOLOGIC UNIT D90



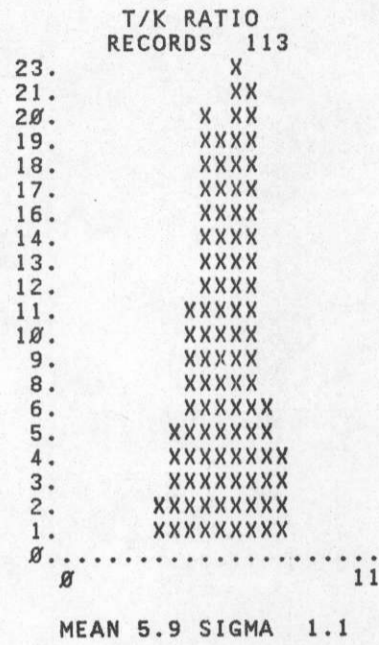
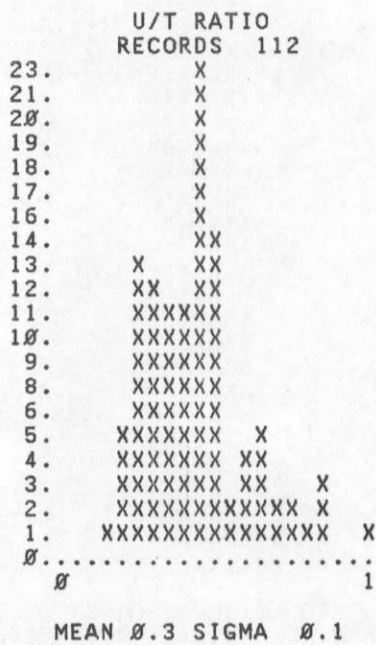
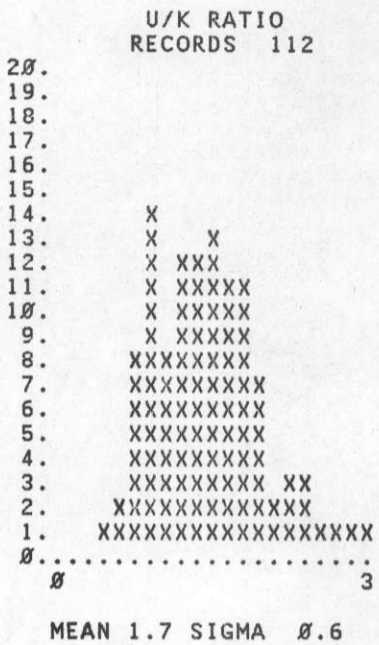
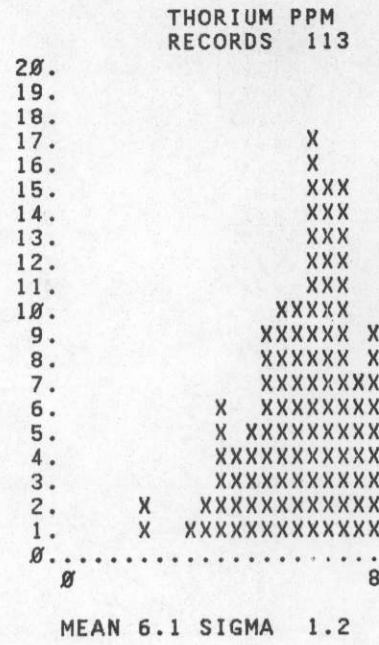
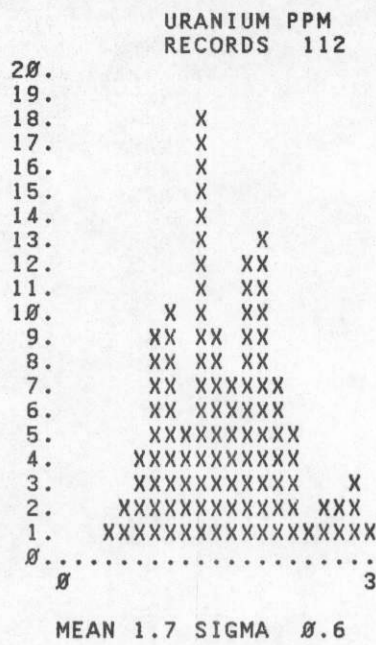
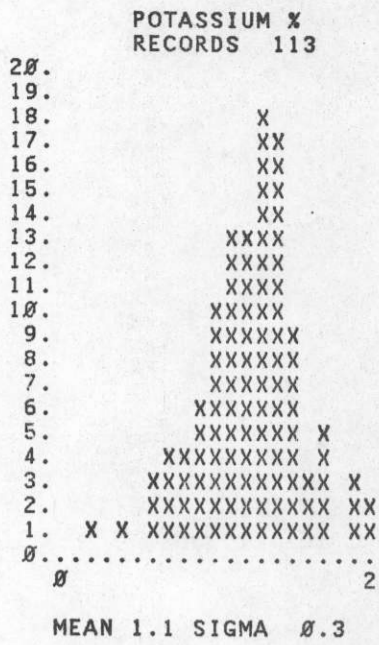
MAINE SURVEY 1980, BINGHAMTON N.Y. QUAD, NK18-05
GEOLOGIC UNIT Dt



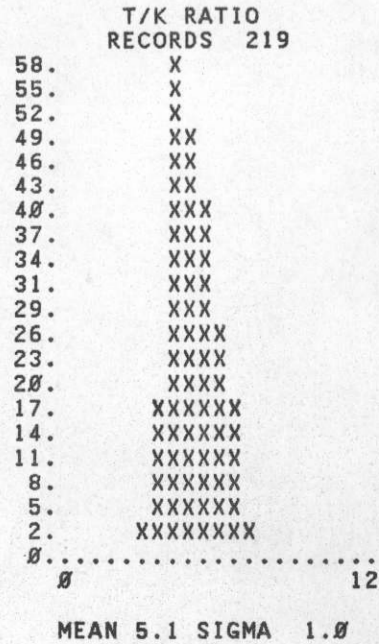
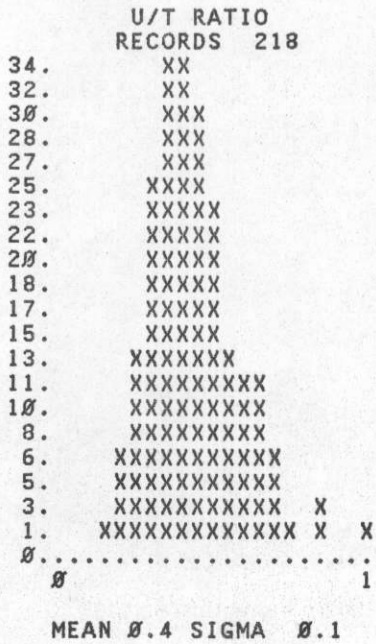
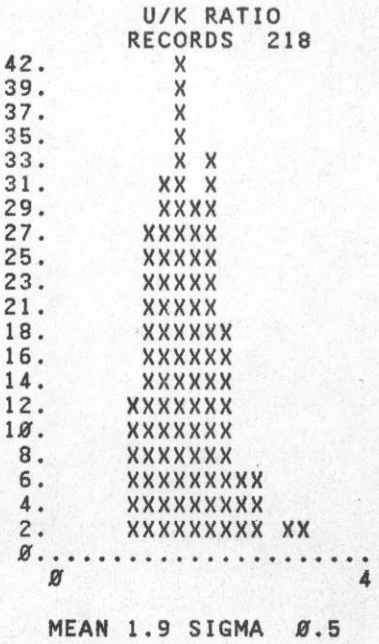
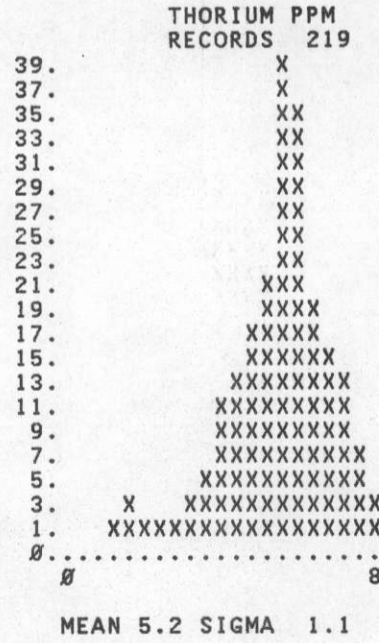
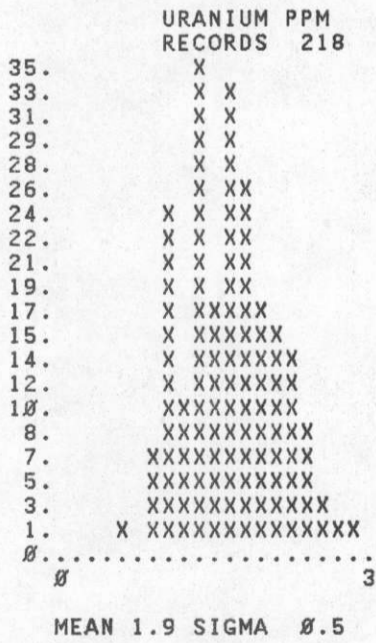
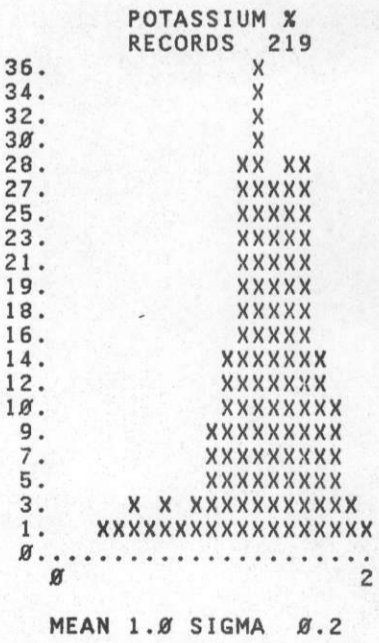
MAINE SURVEY 1980, BINGHAMTON N.Y. QUAD, NK18-05
GEOLOGIC UNIT Dhmo



MAINE SURVEY 1988, BINGHAMTON N.Y. QUAD, NK18-05
GEOLOGIC UNIT Dh1d



MAINE SURVEY 1988, BINGHAMTON N.Y. QUAD, NK18-05
GEOLOGIC UNIT Dhsk



MAINE SURVEY 1980, BINGHAMTON N.Y. QUAD, NK18-05
GEOLOGIC UNIT Dhmr

POTASSIUM %
RECORDS 502

68. X
64. XX
61. XXX
57. XXX
54. XXXX
51. XXXXX
47. XXXXXX
44. XXXXXX
40. XXXXXX
37. XXXXXX
34. XXXXXX
30. XXXXXX
27. XXXXXX
23. XXXXXX
20. XXXXXX
17. XXXXXX
13. XXXXXX
10. XXXXXX
6. XXXXXXXXXXXX
3. X XXXXXXXXXXXX
0.....2

MEAN 1.1 SIGMA 0.2

URANIUM PPM
RECORDS 507

80. X
76. XXX
72. XXX
68. XXX
64. XXX
60. XXX
56. XXX
52. XXXX
48. XXXXX
44. XXXXX
40. XXXXXX
36. XXXXXX
32. XXXXXX
28. XXXXXX
24. XXXXXX
20. XXXXXX
16. XXXXXX
12. XXXXXXXXXXXX
8. XXXXXXXXXXXX
4. X XXXXXXXXXXXX
0.....4

MEAN 1.9 SIGMA 0.5

THORIUM PPM
RECORDS 502

79. X
75. X
71. X X
67. XXXX
63. XXXX
59. XXXX
55. XXXXX
51. XXXXX
47. XXXXX
43. XXXXX
39. XXXXX
35. XXXXX
31. XXXXX
27. XXXXXX
23. XXXXXX
19. XXXXXXXXXXXX
15. XXXXXXXXXXXX
11. XXXXXXXXXXXX
7. XXXXXXXXXXXX
3. X XXXXXXXXXXXX
0.....8

MEAN 5.5 SIGMA 1.1

U/K RATIO
RECORDS 501

151. X
143. X
135. X
128. X
120. XX
113. XX
105. XX
98. XX
90. XX
83. XX
75. XX
67. XXX
60. XXX
52. XXX
45. XXXXX
37. XXXXX
30. XXXXX
22. XXXXX
15. XXXXX
7. XXXXXXXX
0.....7

MEAN 1.9 SIGMA 0.7

U/T RATIO
RECORDS 501

121. X
114. X
108. XX
102. XX
96. XX
90. XX
84. XX
78. XXX
72. XXX
66. XXX
60. XXX
54. XXXX
48. XXXX
42. XXXX
36. XXXXX
30. XXXXX
24. XXXXX
18. XXXXXX
12. XXXXXXXX
6. XXXXXXXX
0.....1

MEAN 0.4 SIGMA 0.1

T/K RATIO
RECORDS 501

103. X
97. XX
92. XX
87. XX
82. XX
77. XXX
72. XXX
66. XXXX
61. XXXX
56. XXXX
51. XXXX
46. XXXXXX
41. XXXXXX
36. XXXXXX
30. XXXXXX
25. XXXXXX
20. XXXXXX
15. XXXXXXXX
10. XXXXXXXX
5. XXXXXXXX
0.....10

MEAN 5.3 SIGMA 1.0

MAINE SURVEY 1980, BINGHAMTON N.Y. QUAD, NK18-05
GEOLOGIC UNIT Dhpm

POTASSIUM %
RECORDS 688

116. X
110. XX
104. XX
98. XX
92. XX
87. XX
81. XXXXX
75. XXXXX
69. XXXXX
63. XXXXX
58. XXXXXX
52. XXXXXX
46. XXXXXX
40. XXXXXX
34. XXXXXX
29. XXXXXX
23. XXXXXX
17. XXXXXX
11. XXXXXXXXXXXX
5. XXXXXXXXXXXX
0.....2

MEAN 1.0 SIGMA 0.2

URANIUM PPM
RECORDS 687

109. X
103. XXX
98. XXX
92. XXX
87. XXXX
81. XXXX
76. XXXX
70. XXXX
65. XXXXX
59. XXXXXX
54. XXXXXX
49. XXXXXX
43. XXXXXX
38. XXXXXX
32. XXXXXX
27. XXXXXX
21. XXXXXX
16. XXXXXXXXXXXX
10. XXXXXXXXXXXX
5. XXXXXXXXXXXX
0.....4

MEAN 1.8 SIGMA 0.5

THORIUM PPM
RECORDS 688

120. X
114. X
108. X
102. X
96. XX
90. XXXX
84. XXXXX
78. XXXXX
72. XXXXX
66. XXXXX
60. XXXXX
54. XXXXX
48. XXXXX
42. XXXXXX
36. XXXXXX
30. XXXXXX
24. XXXXXX
18. XXXXXXXXXXXX
12. XXXXXXXXXXXX
6. XXXXXXXXXXXX
0.....9

MEAN 5.9 SIGMA 1.0

U/K RATIO
RECORDS 687

109. X
103. X X
98. X X
92. X X
87. XXX
81. XXXX
76. XXXX
70. XXXX
65. XXXX
59. XXXXXX
54. XXXXXX
49. XXXXXX
43. XXXXXX
38. XXXXXXXX
32. XXXXXXXX
27. XXXXXXXX
21. XXXXXXXX
16. XXXXXXXXXXXX
10. XXXXXXXXXXXX
5. XXXXXXXXXXXX X
0.....4

MEAN 1.8 SIGMA 0.5

U/T RATIO
RECORDS 687

110. X
104. XX
99. XX
93. XXX
88. XXX
82. XXX
77. XXX
71. XXXX
66. XXXX
60. XXXXX
55. XXXXX
49. XXXXXX
44. XXXXXX
38. XXXXXX
33. XXXXXX
27. XXXXXX
22. XXXXXXXX
16. XXXXXXXXXXXX
11. XXXXXXXXXXXX
5. XXXXXXXXXXXX
0.....1

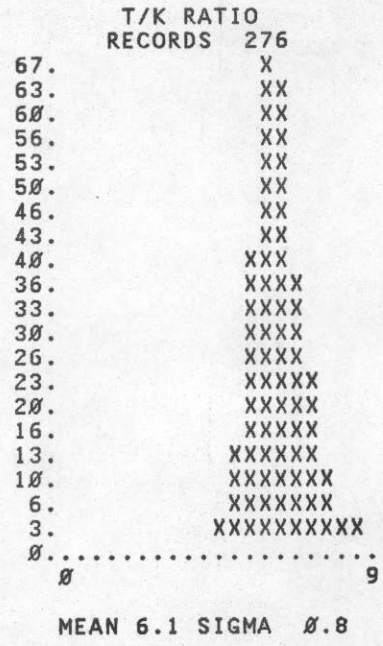

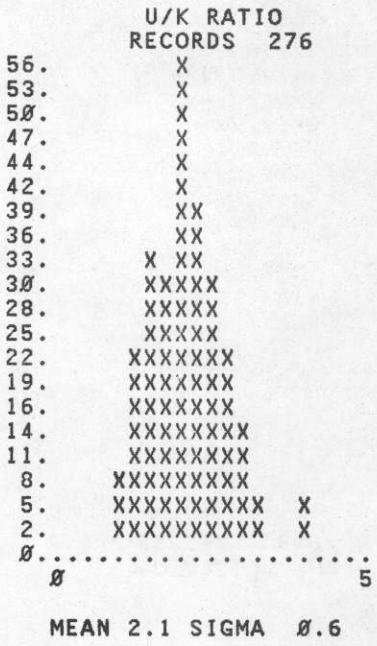
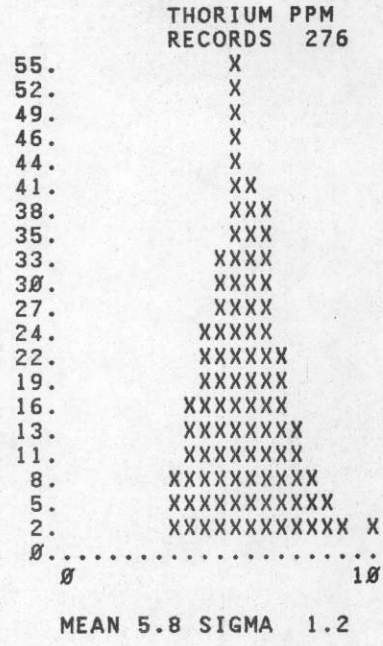
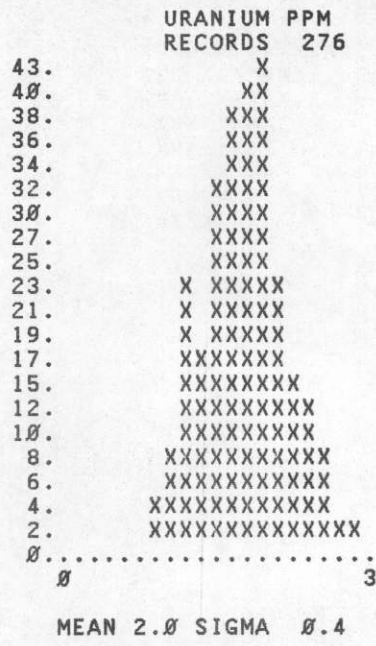
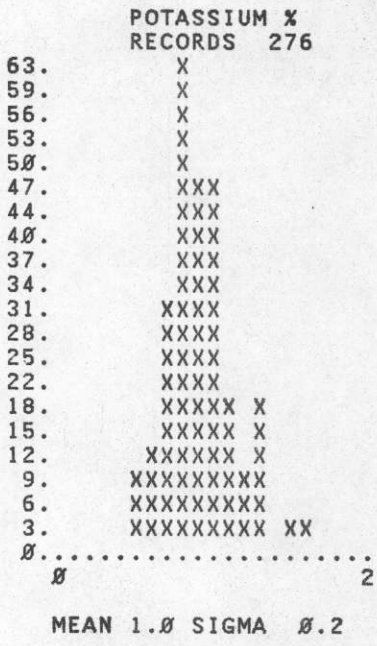
MEAN 0.3 SIGMA 0.1

T/K RATIO
RECORDS 688

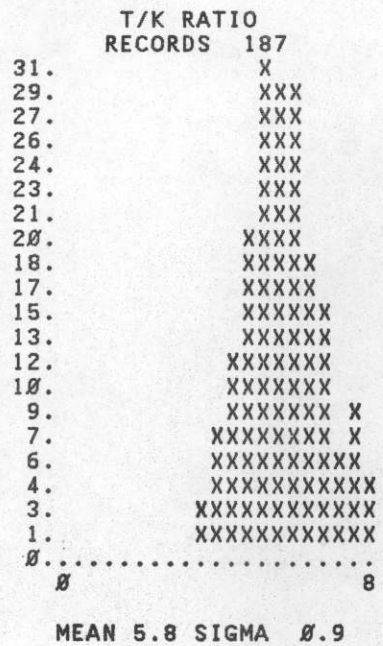
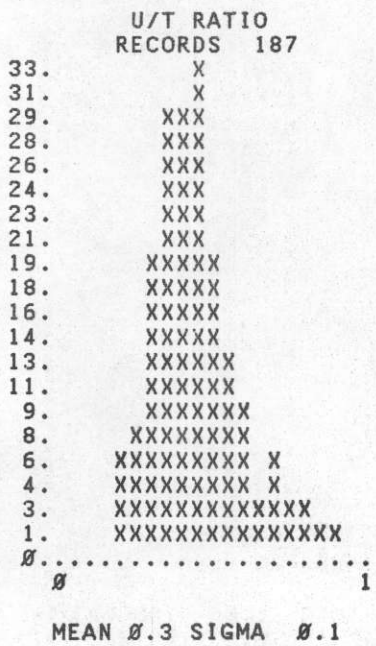
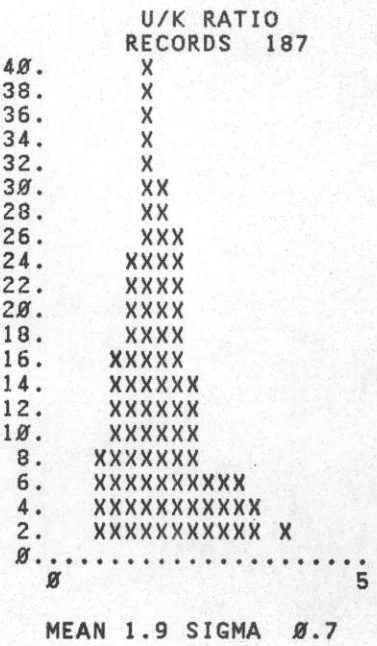
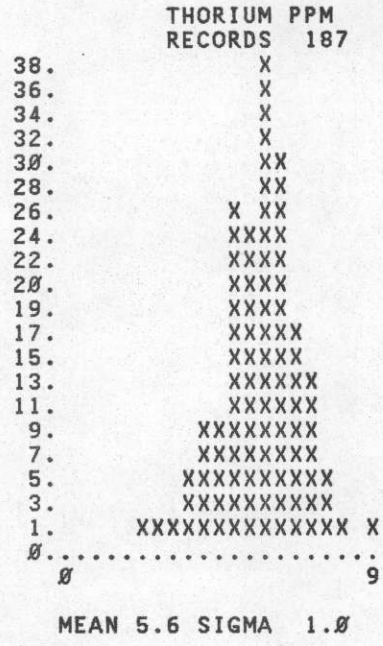
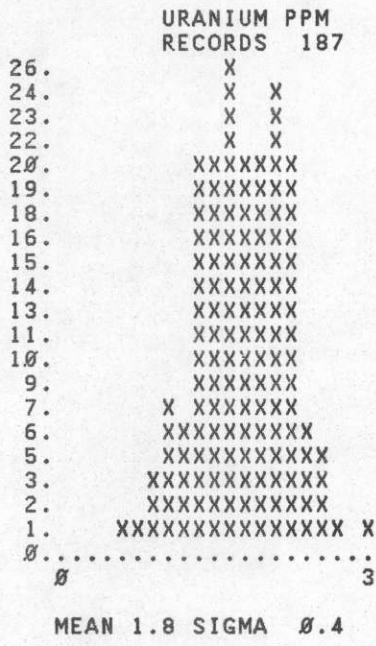
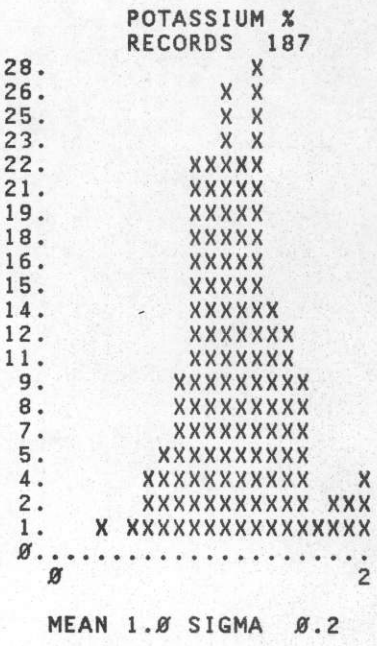
169. X
160. X
152. XX
143. XX
135. XX
126. XX
118. XX
109. XXX
101. XXX
92. XXX
84. XXXX
76. XXXX
67. XXXXX
59. XXXXX
50. XXXXX
42. XXXXXX
33. XXXXXX
25. XXXXXX
16. XXXXXX
8. XXXXXXXX
0.....9

MEAN 6.1 SIGMA 0.7

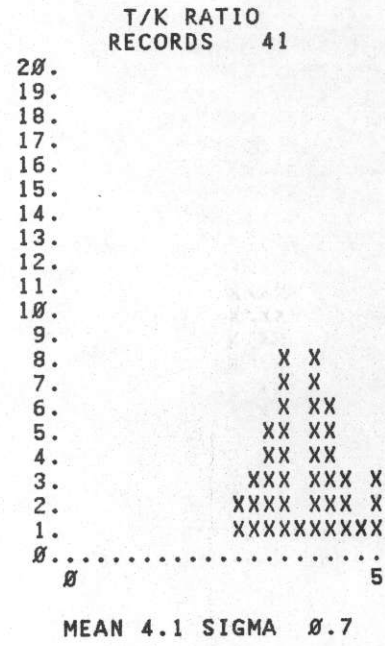

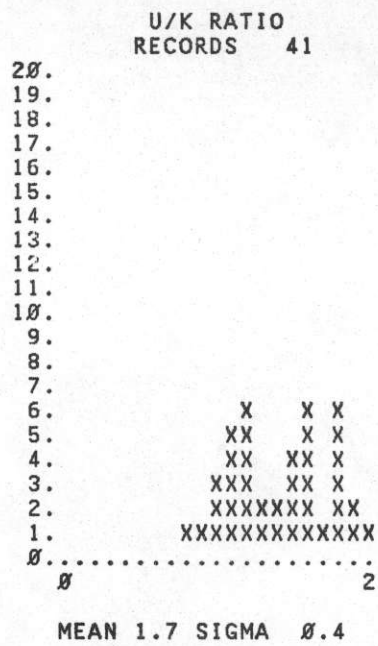
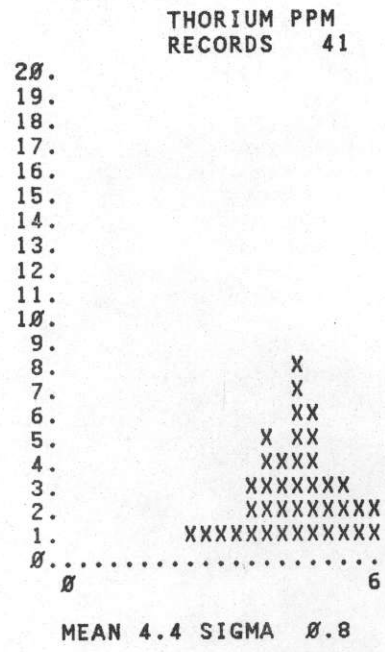

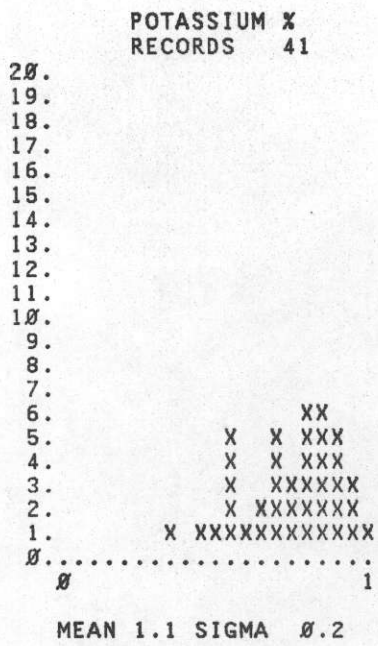
MAINE SURVEY 1988, BINGHAMTON N.Y. QUAD, NK18-05
GEOLOGIC UNIT Dhp1



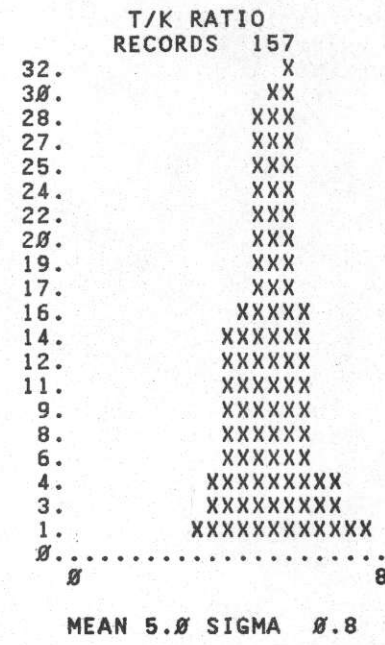
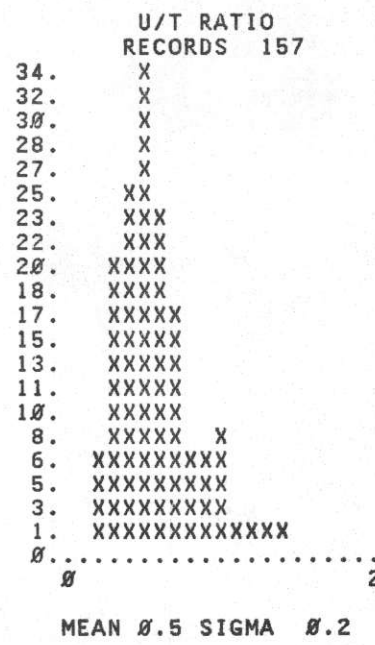
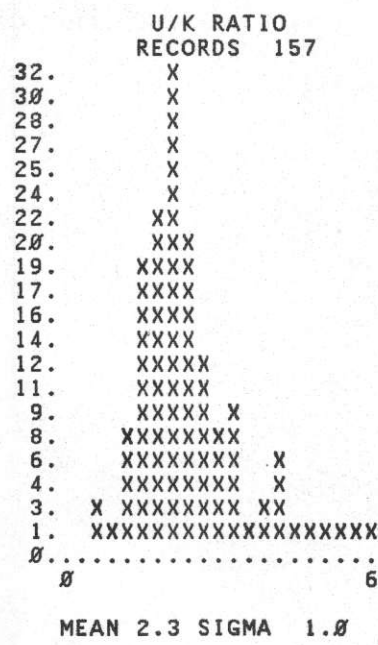
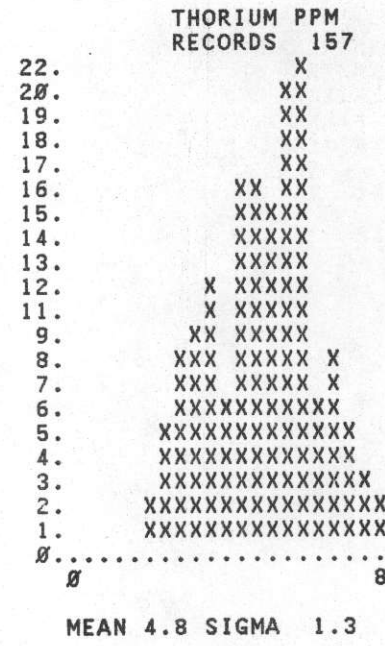

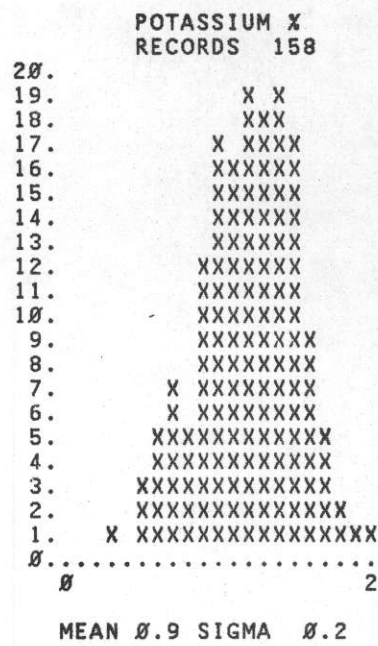
MAINE SURVEY 1988, BINGHAMTON N.Y. QUAD, NK18-05
GEOLOGIC UNIT DhM



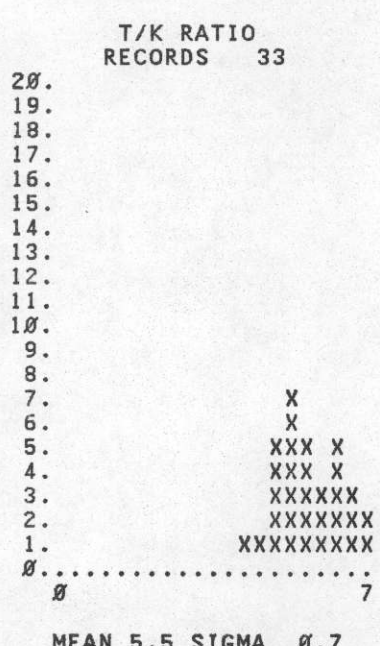
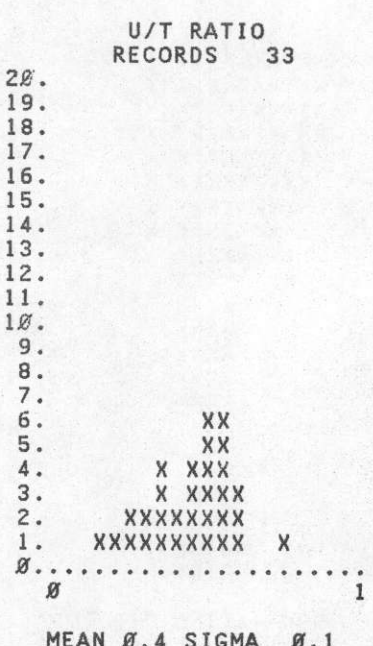
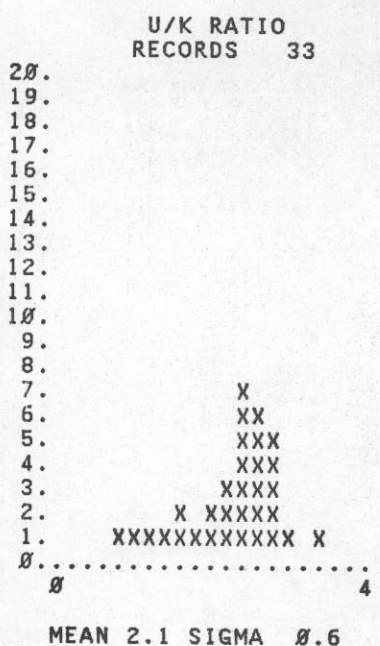
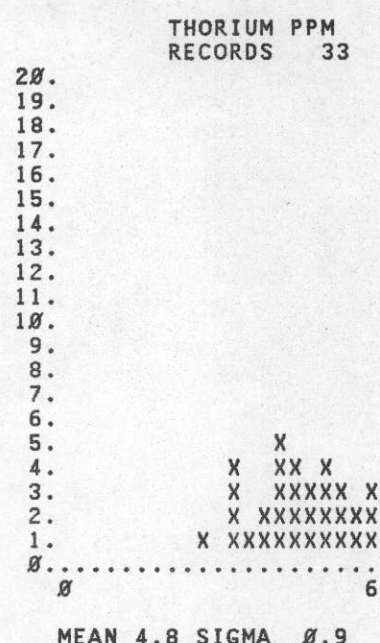
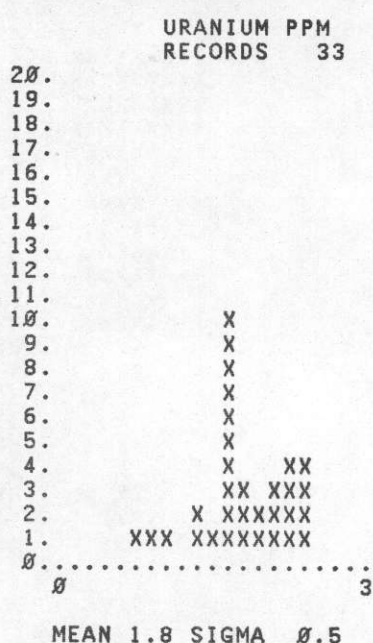
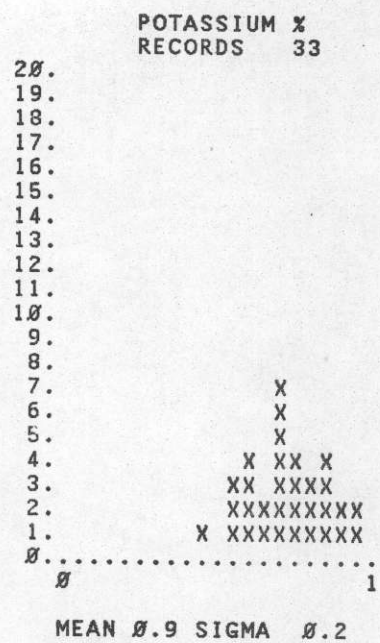
MAINE SURVEY 1988, BINGHAMTON N.Y. QUAD, NK18-05
GEOLOGIC UNIT Don



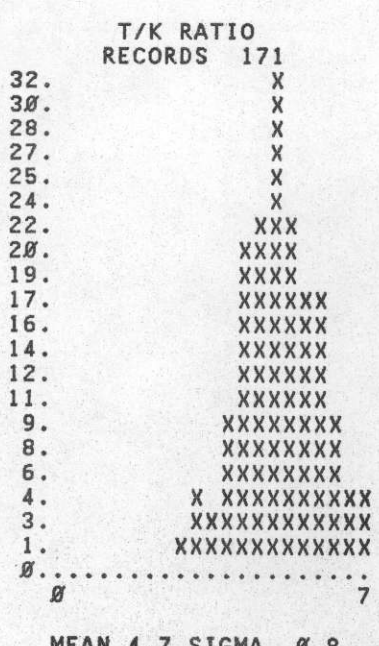
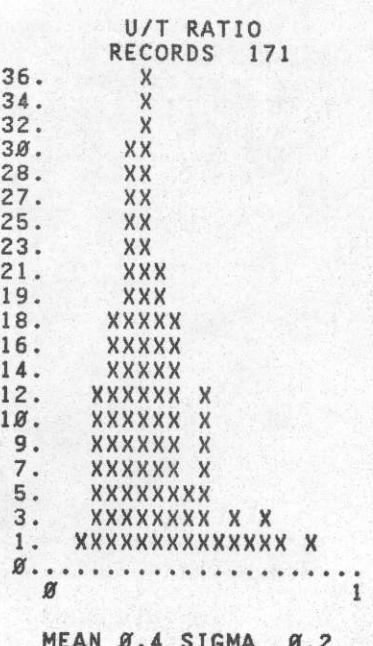
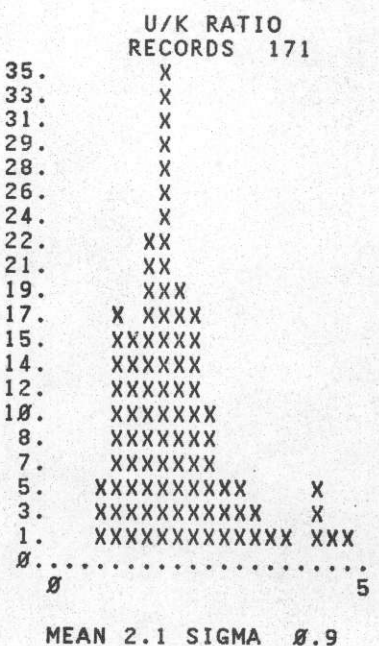
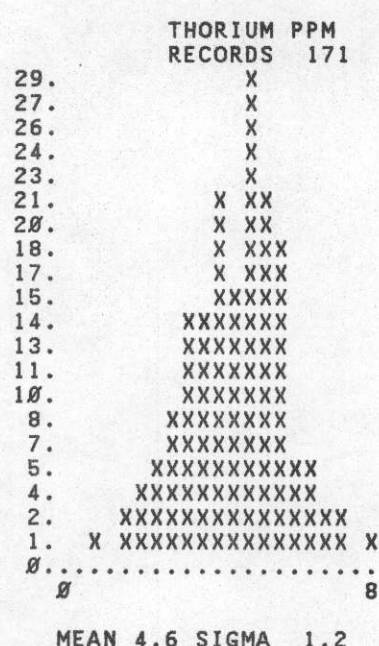
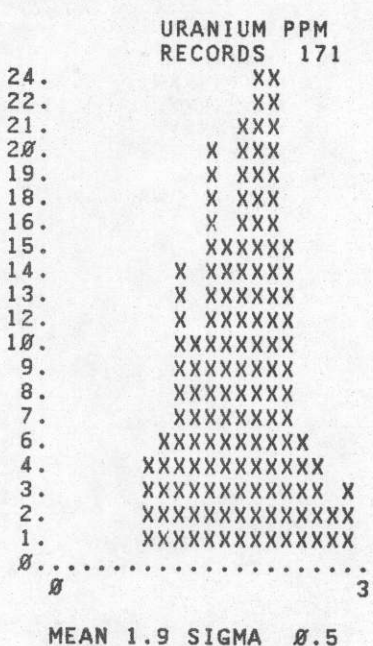
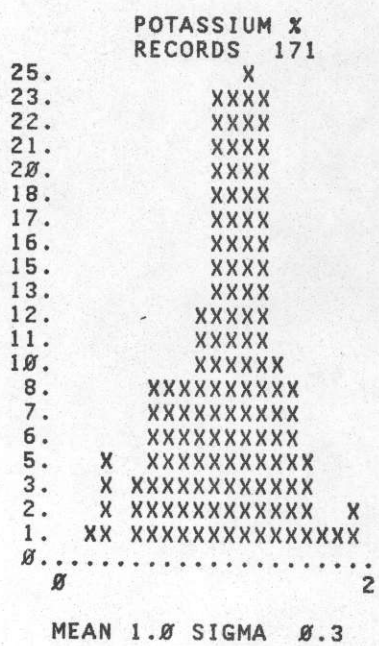
MAINE SURVEY 1988, BINGHAMTON N.Y. QUAD, NK18-05
GEOLOGIC UNIT Dou



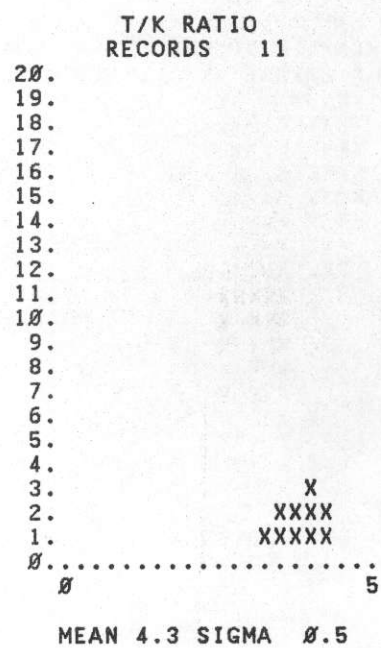





MAINE SURVEY 1980, BINGHAMTON N.Y. QUAD, NK18-05
GEOLOGIC UNIT Do



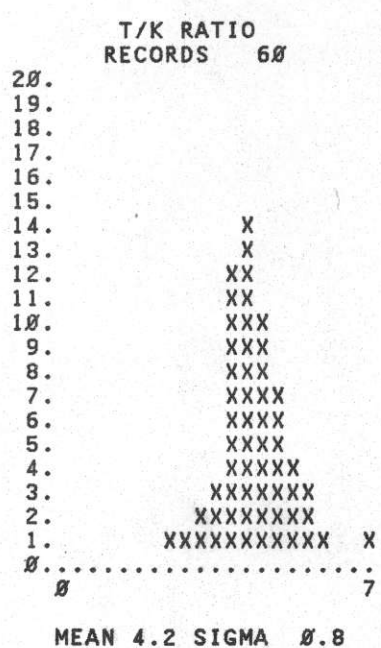
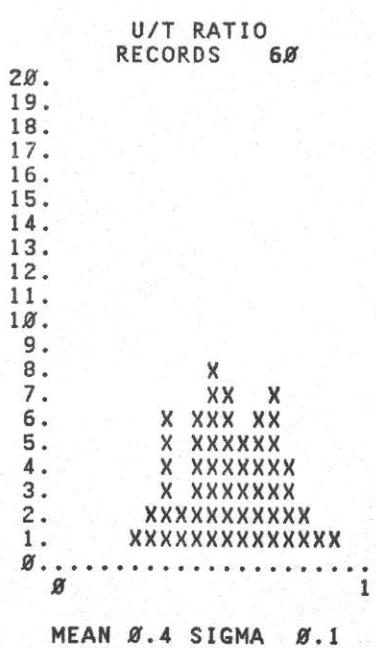
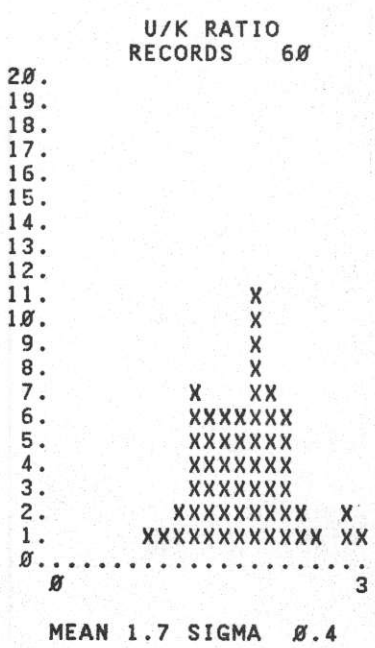
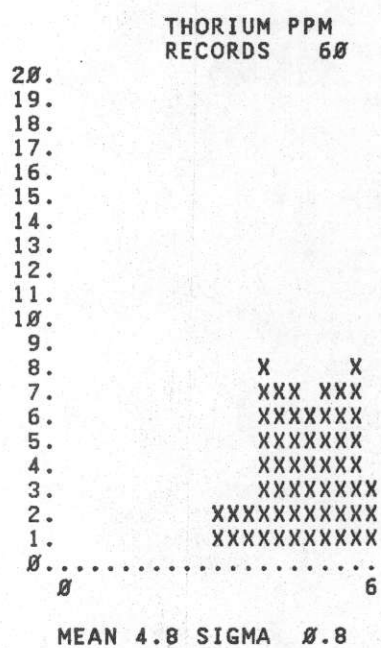
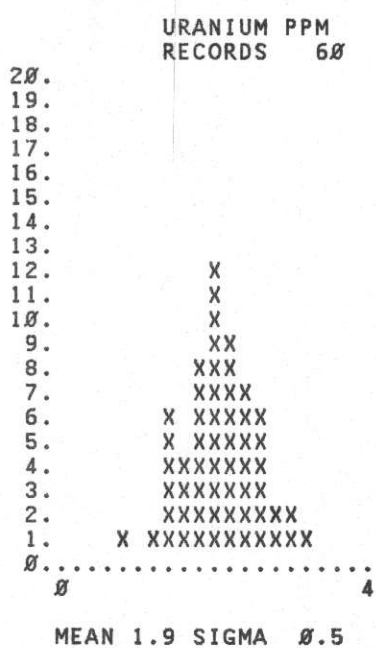

MAINE SURVEY 1980, BINGHAMTON N.Y. QUAD, NK18-05
GEOLOGIC UNIT Dhg



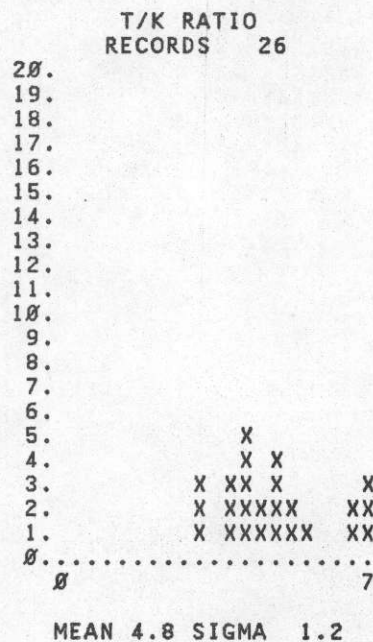
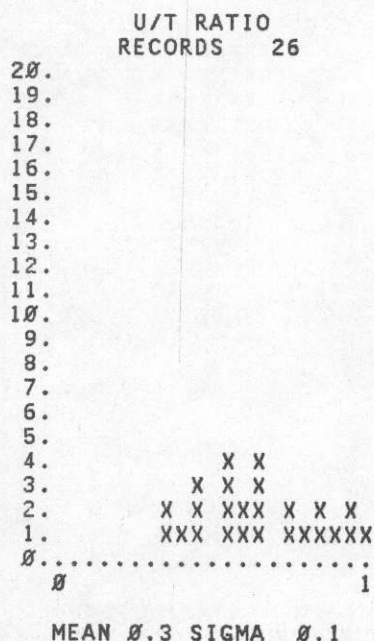
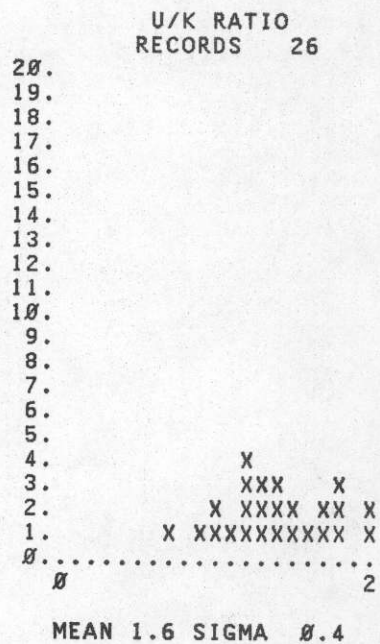



MAINE SURVEY 1988, BINGHAMTON N.Y. QUAD, NK18-05
GEOLOGIC UNIT Scs



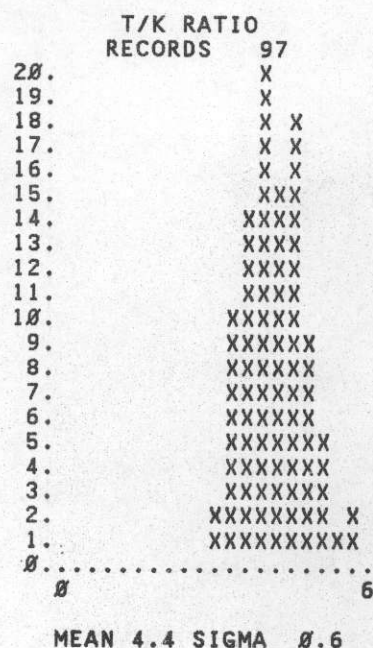
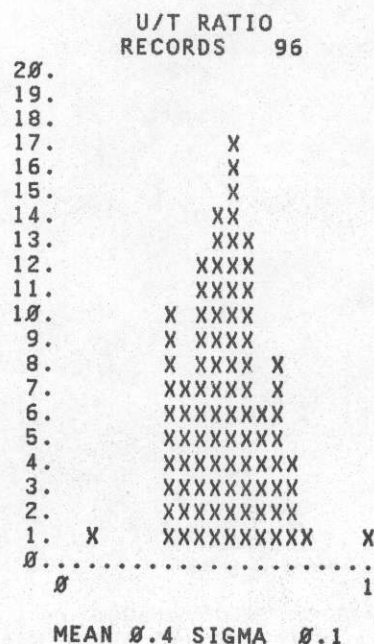
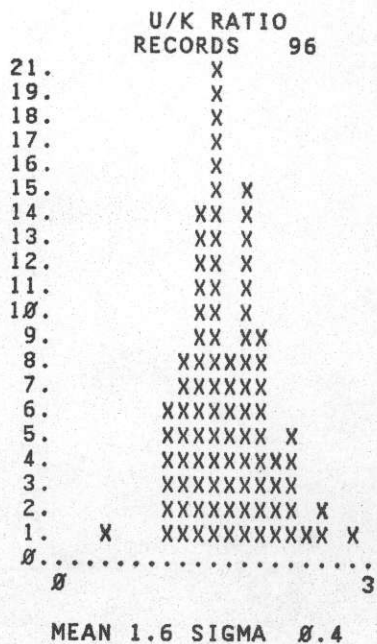
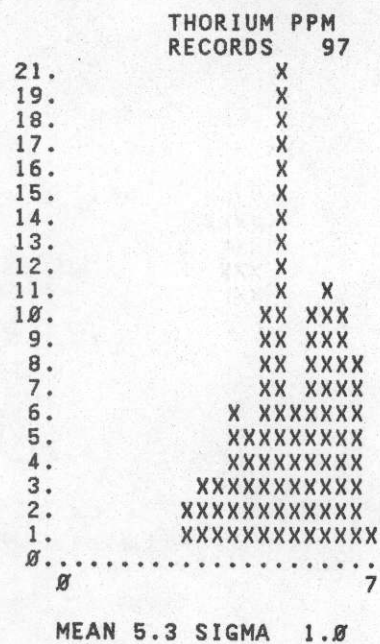
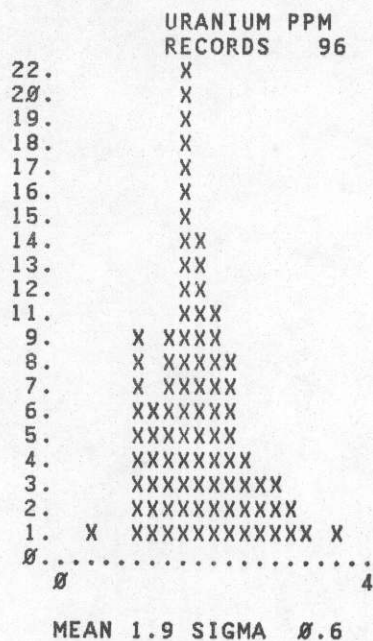
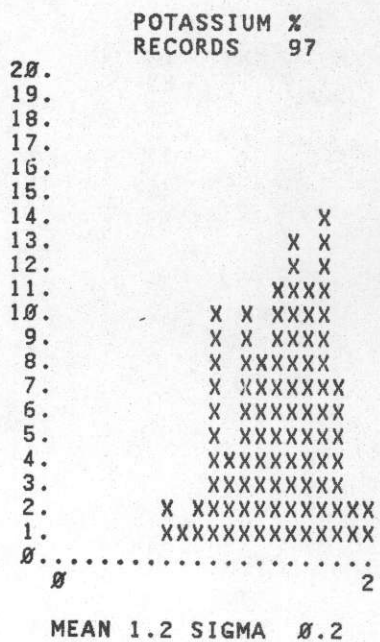
MAINE SURVEY 1988, BINGHAMTON N.Y. QUAD, NK18-05
GEOLOGIC UNIT Scs



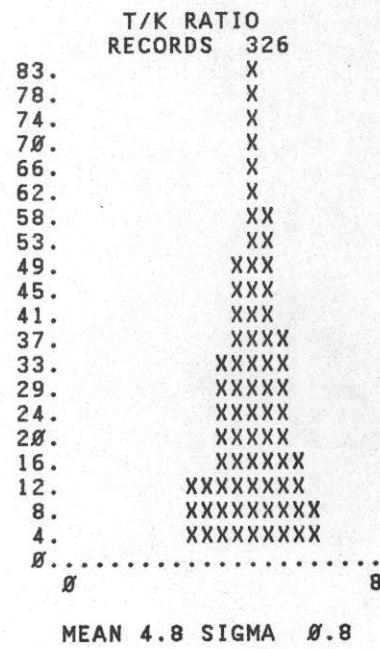

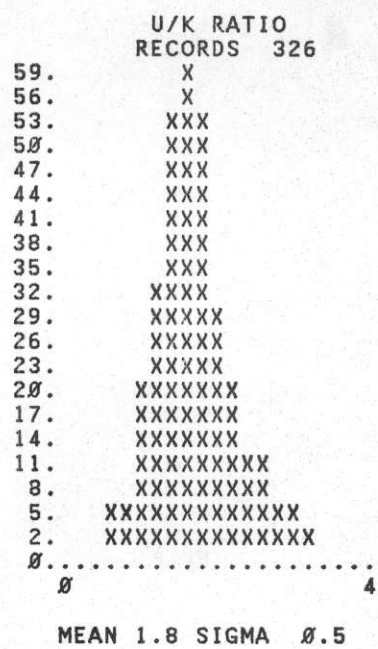
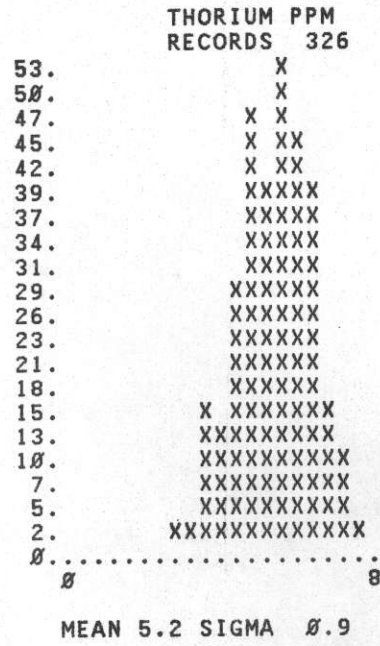
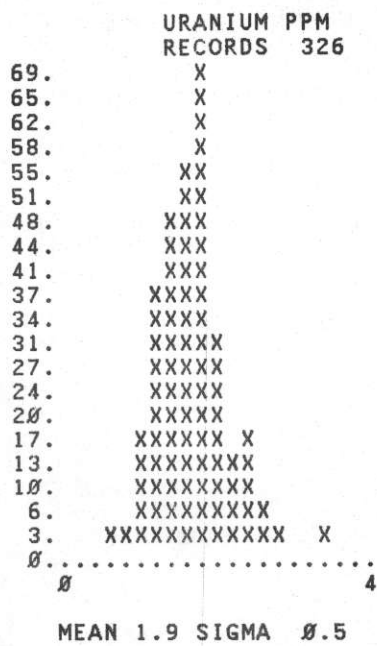
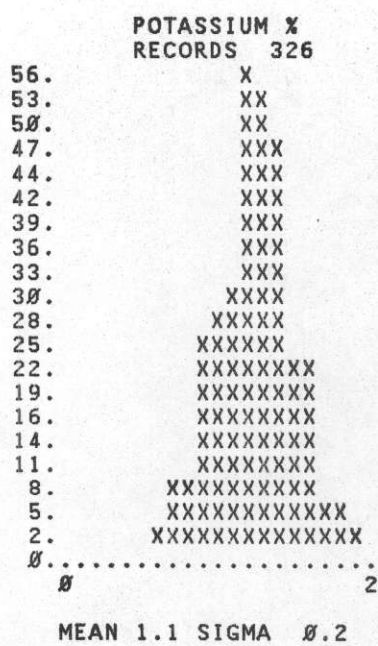
MAINE SURVEY 1980, BINGHAMTON N.Y. QUAD, NK18-05
GEOLOGIC UNIT Sc1



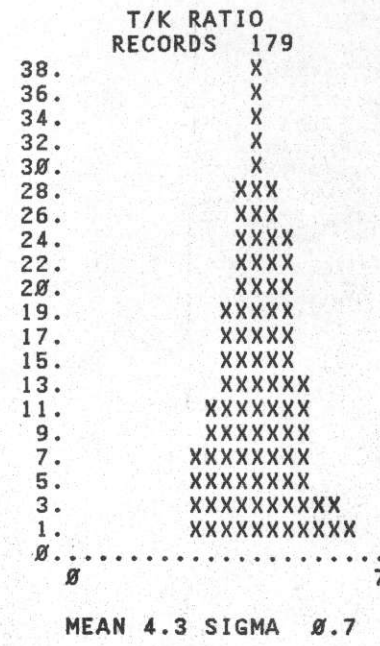
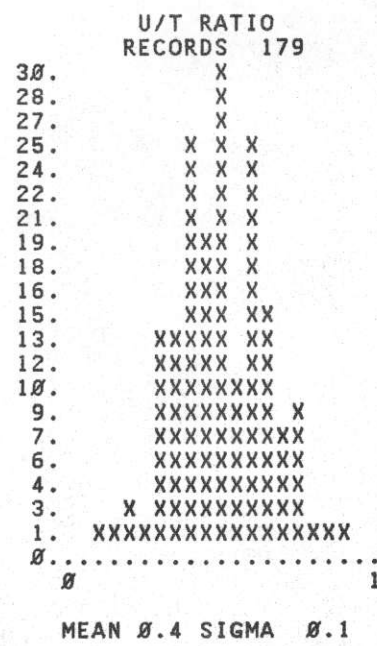
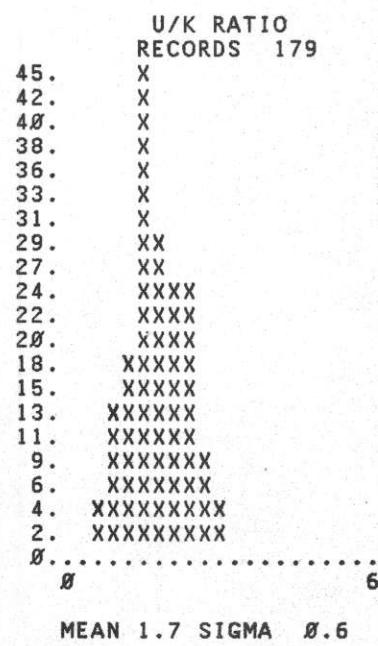
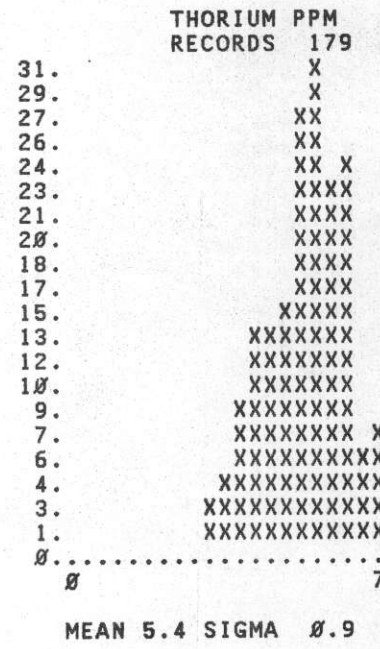
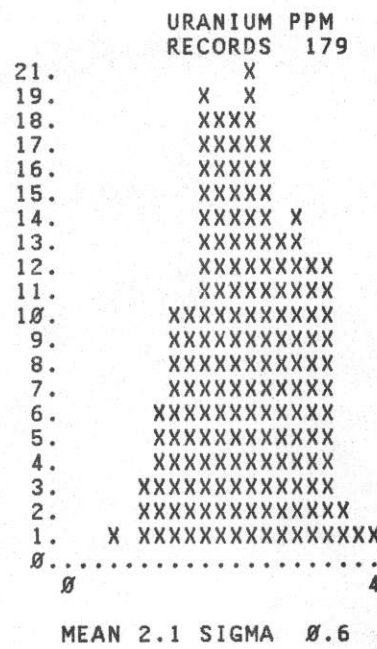
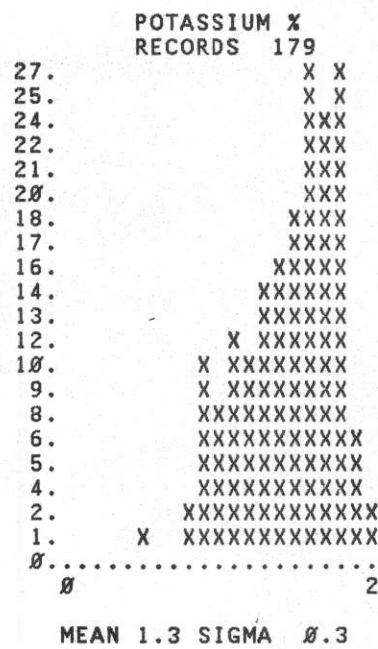
MAINE SURVEY 1980, BINGHAMTON N.Y. QUAD, NK18-05
GEOLOGIC UNIT OF



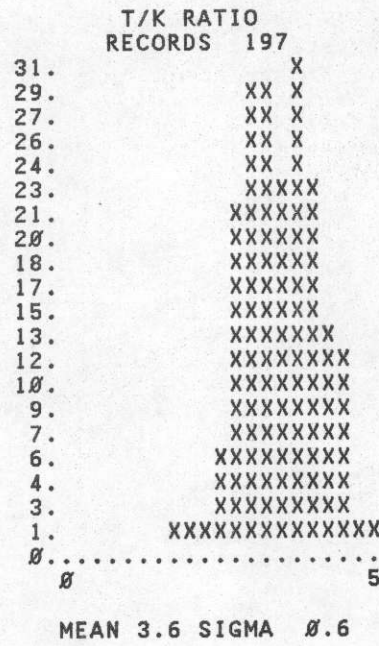
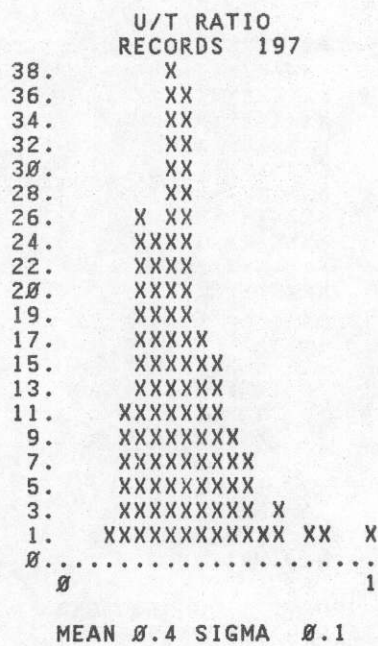
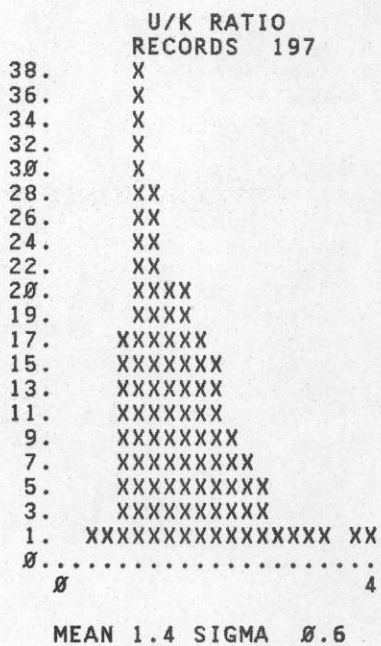
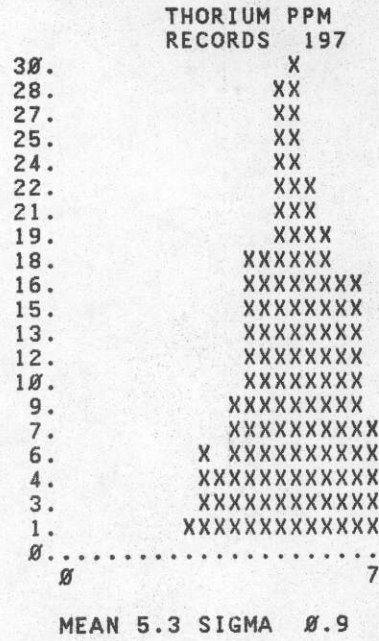
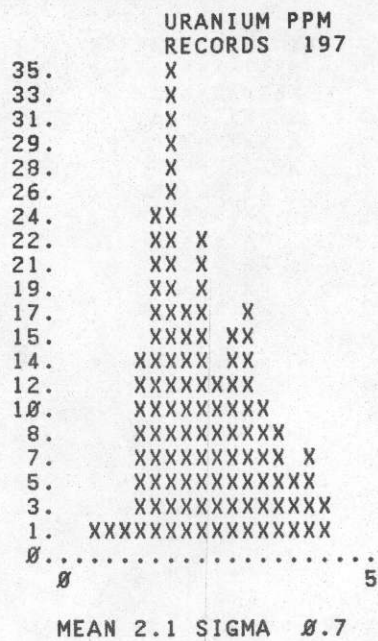
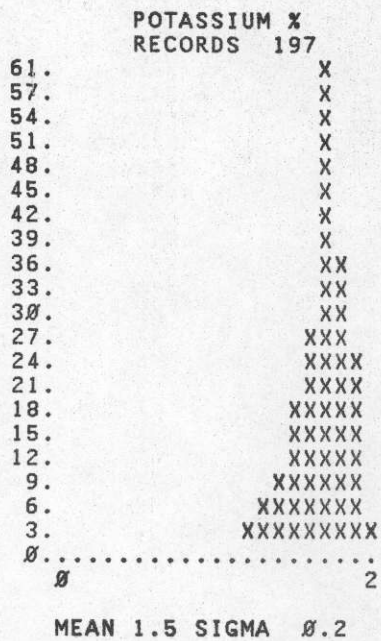
MAINE SURVEY 1980, BINGHAMTON N.Y. QUAD, NK18-05
GEOLOGIC UNIT O_{sc}



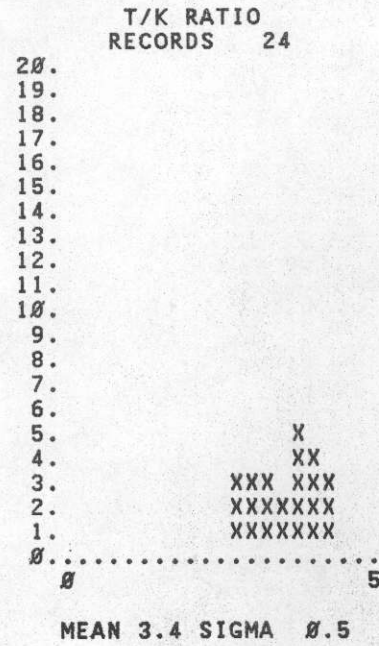
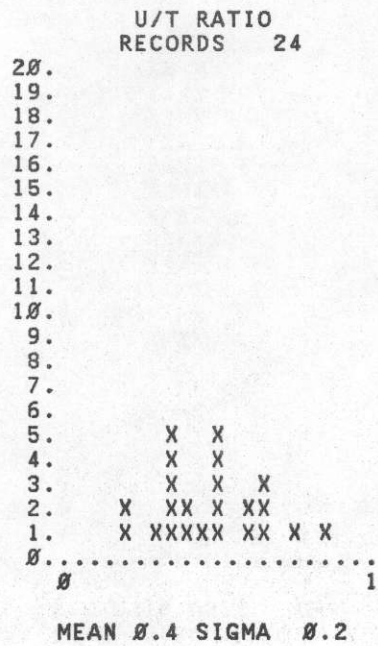
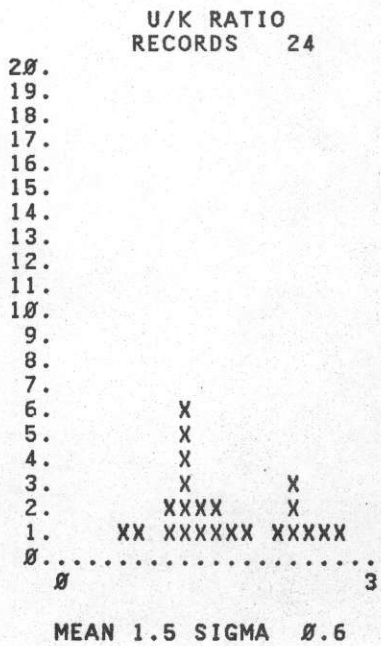
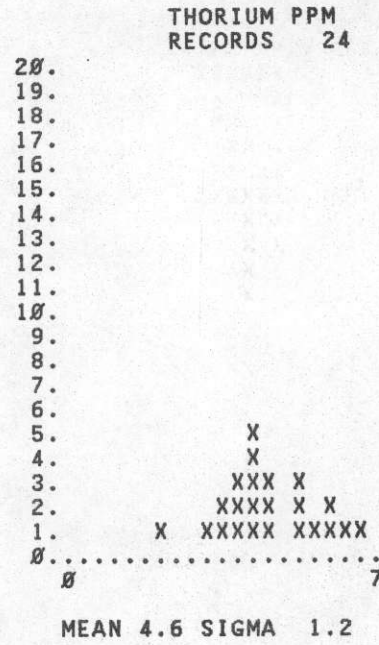

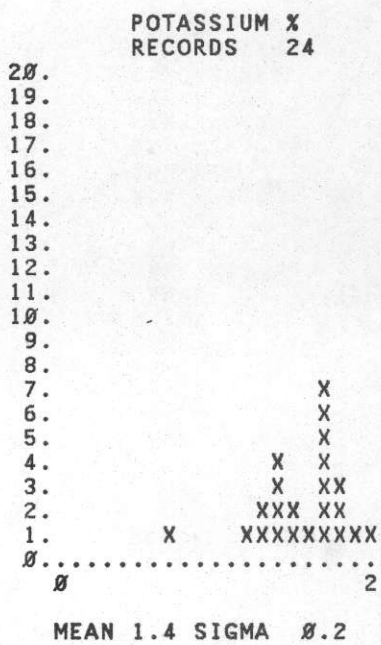
MAINE SURVEY 1980, BINGHAMTON N.Y. QUAD, NK18-05
GEOLOGIC UNIT O_u



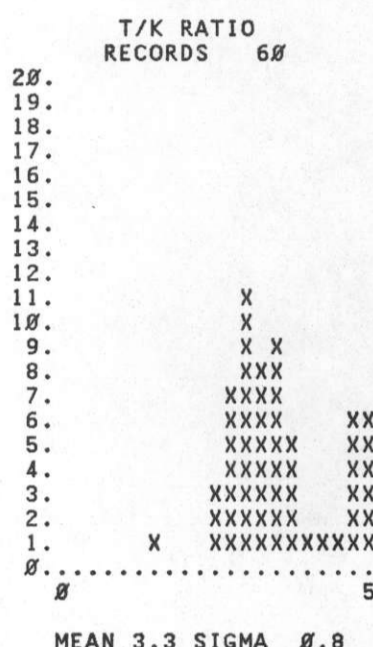

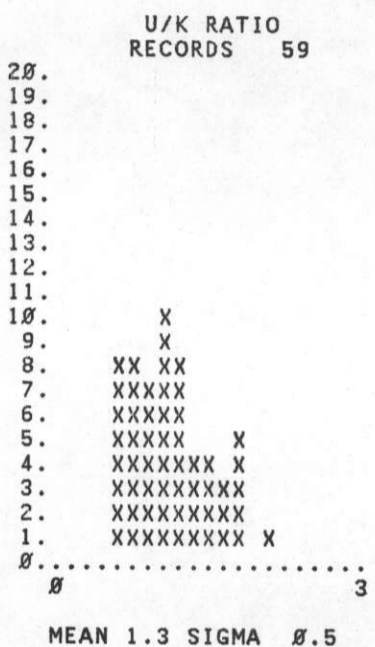
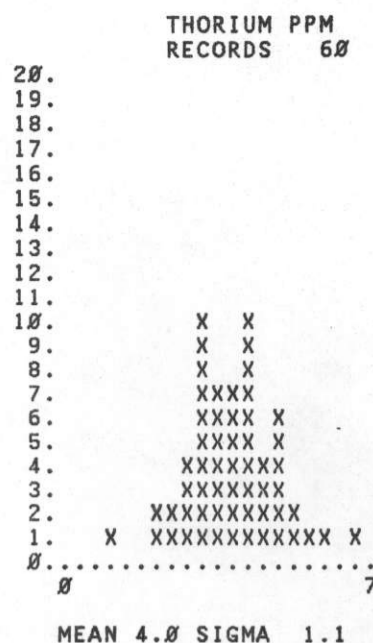

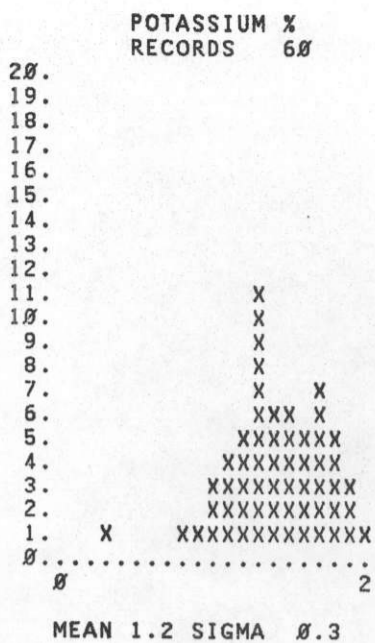
MAINE SURVEY 1988, BINGHAMTON N.Y. QUAD, NK18-05
GEOLOGIC UNIT Oc



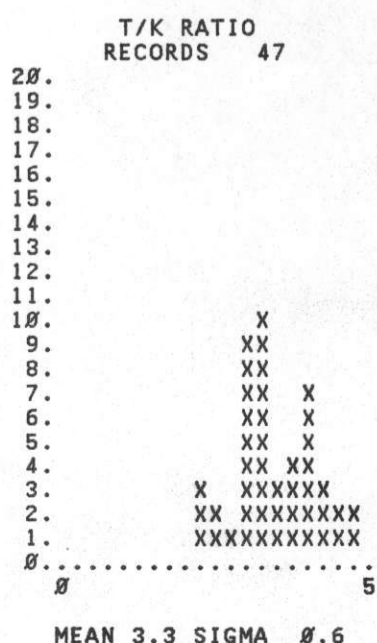


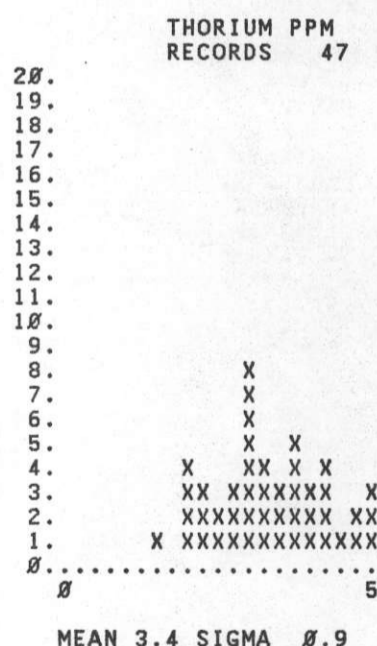

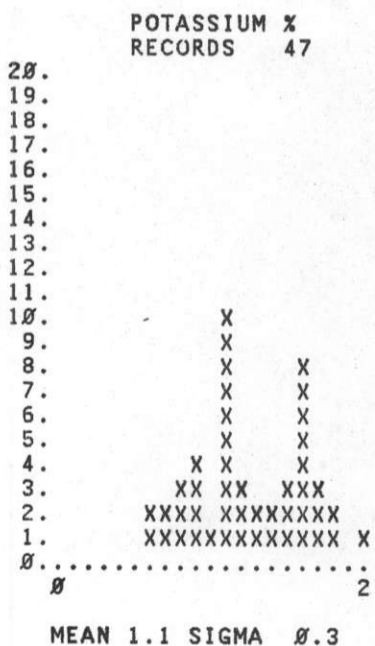
MAINE SURVEY 1988, BINGHAMTON N.Y. QUAD, NK18-05
GEOLOGIC UNIT Otbr









MAINE SURVEY 1980, BINGHAMTON N.Y. QUAD, NK18-05
GEOLOGIC UNIT Obk



MAINE SURVEY 1980, BINGHAMTON N.Y. QUAD, NK18-05
GEOLOGIC UNIT Cbk



MAINE SURVEY 1980, BINGHAMTON N.Y. QUAD, NK18-05
GEOLOGIC UNIT mu



MAINE SURVEY 1980, BINGHAMTON N.Y. QUAD, NK18-05

SUMMARY OF GEOLOGIC UNITS BY LINE 250

CODE	UNIT	RECS	*** K ***		*** U ***		*** T ***		** U/K **		** U/T **		** T/K **	
			MEAN	ST.DEV.	MEAN	ST.DEV.	MEAN	ST.DEV.	MEAN	ST.DEV.	MEAN	ST.DEV.	MEAN	ST.DEV.
322.	Dhsk	42.0	1.1	0.2	2.0	0.4	5.1	0.9	1.8	0.4	0.4	0.1	4.4	0.6
323.	Dhmr	59.0	1.2	0.2	1.9	0.4	5.0	0.9	1.6	0.4	0.4	0.1	4.1	0.5
327.	Don	37.0	1.1	0.2	1.9	0.5	4.4	0.9	1.7	0.4	0.4	0.1	4.1	0.7
331.	Dhg	45.0	1.1	0.2	1.8	0.4	4.9	1.0	1.7	0.5	0.4	0.1	4.5	0.7
335.	Scs	11.0	1.1	0.2	1.5	0.5	4.6	1.0	1.5	0.8	0.3	0.2	4.3	0.5
337.	Scs	35.0	1.1	0.1	1.8	0.3	4.6	0.7	1.6	0.4	0.4	0.1	4.0	0.6
338.	Sv	6.0	0.9	0.2	1.5	0.3	4.7	1.0	1.7	0.5	0.3	0.1	5.1	0.4
340.	Sc1	15.0	0.9	0.4	1.3	0.4	4.4	1.2	1.5	0.4	0.3	0.1	5.3	1.2
348.	Of	45.0	1.1	0.3	1.6	0.3	4.6	0.8	1.5	0.3	0.3	0.1	4.4	0.7
349.	Osc	12.0	1.3	0.2	1.5	0.5	4.3	0.5	1.1	0.3	0.3	0.1	3.4	0.4
351.	Ou	54.0	1.4	0.2	1.8	0.6	5.4	0.9	1.3	0.4	0.3	0.1	3.8	0.6
352.	Oc	99.0	1.5	0.1	1.6	0.3	4.9	0.8	1.0	0.2	0.3	0.1	3.2	0.5
360.	Otbr	15.0	1.3	0.3	1.5	0.4	4.2	1.1	1.1	0.3	0.3	0.1	3.0	0.4
365.	Obk	30.0	1.2	0.3	1.2	0.4	3.6	0.8	1.1	0.3	0.4	0.1	3.0	0.5
370.	Cbk	8.0	1.3	0.2	1.2	0.2	3.9	0.7	1.0	0.3	0.3	0.1	3.1	0.6
406.	mu	15.0	1.6	0.2	1.8	0.4	4.7	0.7	1.1	0.3	0.4	0.1	3.0	0.5

MAINE SURVEY 1980, BINGHAMTON N.Y. QUAD, NK18-05

SUMMARY OF GEOLOGIC UNITS BY LINE 260

CODE	UNIT	RECS	*** K ***		*** U ***		*** T ***		** U/K **		** U/T **		** T/K **	
			MEAN	ST.DEV.	MEAN	ST.DEV.	MEAN	ST.DEV.	MEAN	ST.DEV.	MEAN	ST.DEV.	MEAN	ST.DEV.
321.	Dh1d	29.0	1.0	0.2	1.5	0.4	5.4	0.9	1.5	0.6	0.3	0.1	5.5	1.0
322.	Dhsk	70.0	1.0	0.2	1.7	0.4	5.1	1.0	1.7	0.5	0.3	0.1	5.3	1.3
323.	Dhmr	106.0	1.0	0.3	1.8	0.6	5.3	1.3	1.9	0.9	0.4	0.2	5.5	0.9
324.	Dhpm	10.0	1.1	0.1	1.6	0.3	6.1	0.8	1.5	0.2	0.3	0.0	5.7	0.5
327.	Don	4.0	1.0	0.2	1.3	0.3	4.6	0.4	1.3	0.1	0.3	0.1	4.6	0.5
328.	Dou	34.0	0.8	0.2	2.5	0.5	4.1	1.0	3.2	1.3	0.6	0.3	4.9	0.8
331.	Dhg	27.0	0.8	0.3	1.9	0.4	3.7	1.2	2.8	1.0	0.6	0.2	4.7	0.7
337.	Scs	10.0	1.3	0.2	2.3	0.3	4.8	0.9	1.8	0.4	0.5	0.1	3.8	0.8
340.	Sc1	5.0	1.3	0.2	2.4	0.3	5.0	0.3	1.9	0.3	0.5	0.0	3.9	0.6
348.	Of	14.0	1.5	0.1	2.9	0.6	6.4	0.5	2.0	0.4	0.4	0.1	4.3	0.4
349.	Osc	23.0	1.3	0.3	2.4	0.5	5.1	0.8	1.9	0.4	0.5	0.1	4.1	0.7
351.	Ou	46.0	1.4	0.1	2.6	0.4	6.0	0.6	1.9	0.3	0.4	0.1	4.3	0.4
352.	Oc	89.0	1.5	0.2	2.7	0.6	5.8	0.8	1.9	0.5	0.5	0.1	4.0	0.4
360.	Otbr	9.0	1.4	0.1	3.1	0.6	5.2	1.0	2.2	0.4	0.6	0.1	3.6	0.6
365.	Obk	4.0	1.6	0.1	2.7	0.4	6.6	0.7	1.7	0.2	0.4	0.1	4.1	0.5
370.	Cbk	6.0	1.4	0.2	2.9	0.4	4.6	0.6	2.2	0.5	0.6	0.2	3.4	0.4

MAINE SURVEY 1980, BINGHAMTON N.Y. QUAD, NK18-05

SUMMARY OF GEOLOGIC UNITS BY LINE 270

CODE	UNIT	RECS	*** K ***		*** U ***		*** T ***		** U/K **		** U/T **		** T/K **	
			MEAN	ST.DEV.	MEAN	ST.DEV.	MEAN	ST.DEV.	MEAN	ST.DEV.	MEAN	ST.DEV.	MEAN	ST.DEV.
316.	Dg	20.0	1.0	0.1	1.2	0.4	5.6	0.5	1.3	0.3	0.2	0.1	5.8	0.6
319.	Dt	14.0	1.1	0.2	1.3	0.3	6.5	1.4	1.2	0.3	0.2	0.1	5.9	0.9
320.	Dhmo	42.0	1.1	0.2	1.5	0.5	6.2	1.3	1.4	0.4	0.2	0.1	5.7	0.7
321.	Dhld	45.0	1.1	0.3	1.5	0.4	6.2	1.4	1.5	0.5	0.2	0.1	6.0	1.1
322.	Dhsk	18.0	1.0	0.1	1.5	0.3	5.4	0.8	1.5	0.3	0.3	0.1	5.7	0.7
323.	Dhmr	118.0	1.0	0.3	2.1	0.6	5.4	1.3	2.3	0.8	0.4	0.1	5.7	0.9
324.	Dhpm	136.0	0.9	0.2	1.7	0.5	5.7	1.0	1.9	0.5	0.3	0.1	6.1	0.7
328.	Dou	26.0	1.1	0.2	2.5	0.6	5.7	0.9	2.4	0.4	0.5	0.1	5.1	0.6
331.	Dhg	17.0	0.9	0.3	2.5	0.4	4.8	1.4	2.9	1.0	0.6	0.2	5.2	0.7
348.	Of	24.0	1.4	0.1	2.1	0.4	6.1	0.7	1.6	0.3	0.4	0.1	4.5	0.5
349.	Osc	148.0	1.0	0.2	2.0	0.6	5.0	1.0	2.0	0.6	0.4	0.2	4.9	0.8
351.	Ou	29.0	1.1	0.1	1.9	0.5	5.4	0.7	1.7	0.4	0.4	0.1	4.8	0.5

SUMMARY OF GEOLOGIC UNITS BY LINE 280

CODE	UNIT	RECS	*** K ***		*** U ***		*** T ***		** U/K **		** U/T **		** T/K **	
			MEAN	ST.DEV.	MEAN	ST.DEV.	MEAN	ST.DEV.	MEAN	ST.DEV.	MEAN	ST.DEV.	MEAN	ST.DEV.
316.	Dg	76.0	1.0	0.2	1.5	0.3	6.2	0.9	1.6	0.4	0.2	0.1	6.3	0.8
319.	Dt	14.0	1.2	0.2	1.5	0.5	6.6	0.9	1.3	0.4	0.2	0.1	5.8	0.8
320.	Dhmo	85.0	1.1	0.2	1.7	0.4	6.4	1.1	1.6	0.4	0.3	0.1	6.1	0.8
321.	Dhld	4.0	0.9	0.2	1.4	0.4	5.3	1.6	1.6	0.3	0.3	0.1	5.9	0.7
323.	Dhmr	80.0	1.1	0.2	1.7	0.5	5.8	1.0	1.6	0.5	0.3	0.1	5.3	0.9
324.	Dhpm	129.0	1.0	0.2	1.6	0.4	5.9	0.9	1.7	0.4	0.3	0.1	6.3	0.7
329.	Do	25.0	0.9	0.2	1.7	0.4	4.8	0.9	2.0	0.5	0.4	0.1	5.5	0.7
331.	Dhg	9.0	1.0	0.2	1.6	0.4	5.4	0.8	1.6	0.3	0.3	0.1	5.3	0.4
337.	Scs	5.0	0.9	0.1	1.6	0.2	5.1	0.5	1.8	0.1	0.3	0.0	5.7	0.9
349.	Osc	77.0	1.1	0.2	1.7	0.4	5.6	0.7	1.6	0.4	0.3	0.1	5.1	0.6

MAINE SURVEY 1980, BINGHAMTON N.Y. QUAD, NK18-05

SUMMARY OF GEOLOGIC UNITS BY LINE 290

CODE	UNIT	RECS	*** K ***		*** U ***		*** T ***		** U/K **		** U/T **		** T/K **	
			MEAN	ST.DEV.	MEAN	ST.DEV.	MEAN	ST.DEV.	MEAN	ST.DEV.	MEAN	ST.DEV.	MEAN	ST.DEV.
316.	Dg	104.0	1.0	0.2	1.6	0.5	6.2	1.1	1.7	0.4	0.3	0.1	6.4	0.7
318.	Dgu	82.0	1.0	0.2	1.6	0.4	6.6	1.0	1.6	0.4	0.2	0.1	6.4	0.8
320.	Dhmo	155.0	1.0	0.2	1.6	0.4	6.4	1.2	1.6	0.4	0.2	0.1	6.5	0.7
323.	Dhmr	36.0	1.1	0.2	1.8	0.4	6.0	0.8	1.6	0.3	0.3	0.1	5.6	0.7
324.	Dhpm	142.0	1.1	0.2	1.7	0.4	6.4	1.0	1.6	0.4	0.3	0.1	6.0	0.7
326.	Dhm	63.0	1.1	0.2	1.7	0.4	5.7	1.0	1.6	0.4	0.3	0.1	5.4	0.7
328.	Dou	36.0	1.0	0.2	1.8	0.4	5.4	1.0	1.7	0.4	0.3	0.1	5.3	0.6
331.	Dhg	6.0	1.2	0.2	2.1	0.2	6.9	1.4	1.8	0.2	0.3	0.1	5.6	0.7

SUMMARY OF GEOLOGIC UNITS BY LINE 300

CODE	UNIT	RECS	*** K ***		*** U ***		*** T ***		** U/K **		** U/T **		** T/K **	
			MEAN	ST.DEV.	MEAN	ST.DEV.	MEAN	ST.DEV.	MEAN	ST.DEV.	MEAN	ST.DEV.	MEAN	ST.DEV.
316.	Dg	120.0	0.9	0.2	1.6	0.5	5.7	1.2	1.9	0.7	0.3	0.1	7.0	1.3
317.	Dgo	35.0	1.0	0.2	1.8	0.5	6.2	0.7	1.9	0.5	0.3	0.1	6.4	0.8
318.	Dgu	203.0	1.0	0.2	1.9	0.5	6.8	1.1	1.9	0.5	0.3	0.1	6.9	0.8
320.	Dhmo	98.0	0.9	0.2	1.8	0.4	5.9	1.3	1.9	0.5	0.3	0.1	6.3	0.7
324.	Dhpm	57.0	0.9	0.1	1.8	0.4	5.6	0.7	2.0	0.5	0.3	0.1	6.2	0.7
325.	Dhpl	33.0	0.8	0.1	1.8	0.4	4.9	0.7	2.2	0.4	0.4	0.1	6.2	0.8
326.	Dhm	43.0	0.8	0.2	1.9	0.4	5.0	0.9	2.5	0.9	0.4	0.1	6.3	0.8

SUMMARY OF GEOLOGIC UNITS BY LINE 310

CODE	UNIT	RECS	*** K ***		*** U ***		*** T ***		** U/K **		** U/T **		** T/K **	
			MEAN	ST.DEV.	MEAN	ST.DEV.	MEAN	ST.DEV.	MEAN	ST.DEV.	MEAN	ST.DEV.	MEAN	ST.DEV.
314.	Ds	7.0	0.8	0.2	1.8	0.1	5.8	0.9	2.3	0.7	0.3	0.0	7.1	1.4
316.	Dg	89.0	0.9	0.2	1.8	0.4	5.8	1.0	2.2	0.7	0.3	0.1	6.9	1.0
317.	Dgo	238.0	0.9	0.2	1.7	0.4	5.9	1.1	2.0	0.6	0.3	0.1	6.6	0.9
318.	Dgu	121.0	0.9	0.2	1.9	0.4	6.1	1.2	2.2	0.6	0.3	0.1	7.0	1.1
320.	Dhmo	24.0	0.9	0.2	1.9	0.3	5.6	1.0	2.1	0.5	0.3	0.1	6.3	1.2
324.	Dhpm	6.0	0.8	0.2	2.0	0.9	5.0	0.6	2.4	0.7	0.4	0.1	6.3	1.0
325.	Dhpl	49.0	0.8	0.2	1.9	0.4	5.2	0.8	2.3	0.6	0.4	0.1	6.3	0.8
326.	Dhm	21.0	1.0	0.1	2.0	0.4	5.8	0.9	2.1	0.4	0.4	0.1	5.9	0.9

MAINE SURVEY 1980, BINGHAMTON N.Y. QUAD, NK18-05

SUMMARY OF GEOLOGIC UNITS BY LINE 320

CODE	UNIT	RECS	*** K ***		*** U ***		*** T ***		** U/K **		** U/T **		** T/K **	
			MEAN	ST.DEV.	MEAN	ST.DEV.	MEAN	ST.DEV.	MEAN	ST.DEV.	MEAN	ST.DEV.	MEAN	ST.DEV.
314.	Ds	117.0	0.9	0.2	1.7	0.4	6.1	1.1	2.1	0.6	0.3	0.1	7.3	1.0
315.	Dsw	111.0	1.0	0.2	1.7	0.4	6.6	1.2	1.7	0.4	0.3	0.1	6.4	0.9
316.	Dg	55.0	1.0	0.2	1.8	0.5	6.5	1.4	2.0	0.7	0.3	0.1	6.8	1.1
317.	Dgo	262.0	1.0	0.2	1.9	0.5	6.3	1.0	2.0	0.5	0.3	0.1	6.4	0.8
320.	Dhmo	9.0	1.0	0.1	2.1	0.3	5.7	1.0	2.1	0.6	0.4	0.1	5.6	0.8
325.	Dhpl	47.0	0.9	0.1	2.1	0.4	5.2	0.8	2.5	0.6	0.4	0.1	6.1	0.9

SUMMARY OF GEOLOGIC UNITS BY LINE 330

CODE	UNIT	RECS	*** K ***		*** U ***		*** T ***		** U/K **		** U/T **		** T/K **	
			MEAN	ST.DEV.	MEAN	ST.DEV.	MEAN	ST.DEV.	MEAN	ST.DEV.	MEAN	ST.DEV.	MEAN	ST.DEV.
313.	Dww	34.0	1.0	0.2	1.5	0.4	5.9	1.0	1.5	0.4	0.2	0.1	6.1	0.8
314.	Ds	161.0	1.0	0.2	2.0	0.5	6.7	1.0	2.0	0.5	0.3	0.1	7.0	0.8
315.	Dsw	246.0	1.1	0.2	1.9	0.5	6.7	1.0	1.7	0.5	0.3	0.1	6.1	0.8
316.	Dg	9.0	1.0	0.2	1.9	0.1	6.5	1.1	2.0	0.3	0.3	0.0	6.7	0.6
317.	Dgo	136.0	1.1	0.2	1.9	0.5	6.6	1.0	1.8	0.4	0.3	0.1	6.2	0.8
320.	Dhmo	7.0	1.1	0.1	1.6	0.3	6.5	0.5	1.4	0.3	0.2	0.0	5.8	0.6
325.	Dhpl	19.0	1.3	0.2	2.1	0.5	7.6	1.1	1.6	0.4	0.3	0.1	5.8	0.7

SUMMARY OF GEOLOGIC UNITS BY LINE 340

CODE	UNIT	RECS	*** K ***		*** U ***		*** T ***		** U/K **		** U/T **		** T/K **	
			MEAN	ST.DEV.	MEAN	ST.DEV.	MEAN	ST.DEV.	MEAN	ST.DEV.	MEAN	ST.DEV.	MEAN	ST.DEV.
309.	Dwm	109.0	1.1	0.2	2.0	0.5	7.5	1.1	1.9	0.5	0.3	0.1	6.9	0.9
313.	Dwh	204.0	1.0	0.1	2.6	0.4	6.5	1.0	1.6	0.4	0.2	0.1	6.3	0.7
314.	Ds	93.0	1.1	0.2	2.3	0.5	7.3	1.0	2.1	0.5	0.3	0.1	6.6	0.9
315.	Dsw	180.0	1.1	0.2	1.7	0.6	6.4	1.1	1.6	0.5	0.3	0.1	6.0	0.8
317.	Dgo	53.0	0.9	0.2	1.7	0.4	5.5	0.9	2.0	0.5	0.3	0.1	6.4	1.0
325.	Dhpl	5.0	1.3	0.2	1.8	0.2	7.0	0.7	1.4	0.3	0.3	0.1	5.3	0.3

MAINE SURVEY 1980, BINGHAMTON N.Y. QUAD, NK18-05

SUMMARY OF GEOLOGIC UNITS BY LINE 350

CODE	UNIT	RECS	*** K ***		*** U ***		*** T ***		** U/K **		** U/T **		** T/K **	
			MEAN	ST.DEV.	MEAN	ST.DEV.	MEAN	ST.DEV.	MEAN	ST.DEV.	MEAN	ST.DEV.	MEAN	ST.DEV.
309.	Dwm	123.0	1.1	0.2	2.2	0.5	7.6	0.9	1.9	0.5	0.3	0.1	6.7	0.7
311.	Dwh	6.0	0.8	0.1	1.3	0.3	5.0	0.9	1.6	0.3	0.3	0.0	6.1	0.5
312.	Dws	42.0	0.9	0.1	1.5	0.6	5.5	1.0	1.7	0.6	0.3	0.1	6.3	0.7
313.	Dww	250.0	1.0	0.2	1.6	0.5	6.1	1.2	1.7	0.4	0.3	0.1	6.4	0.9
314.	Ds	31.0	1.0	0.2	2.4	0.5	6.6	1.2	2.4	0.4	0.3	0.1	6.5	0.7
315.	Dsw	120.0	0.9	0.2	1.7	0.5	5.3	1.2	2.0	0.6	0.3	0.1	6.2	1.0
317.	Dgo	58.0	0.8	0.2	1.5	0.4	5.3	0.9	1.8	0.6	0.3	0.1	6.3	0.8
325.	Dhpl	19.0	1.0	0.1	1.9	0.4	6.1	0.6	1.9	0.5	0.3	0.1	6.1	0.5

SUMMARY OF GEOLOGIC UNITS BY LINE 360

CODE	UNIT	RECS	*** K ***		*** U ***		*** T ***		** U/K **		** U/T **		** T/K **	
			MEAN	ST.DEV.	MEAN	ST.DEV.	MEAN	ST.DEV.	MEAN	ST.DEV.	MEAN	ST.DEV.	MEAN	ST.DEV.
308.	Dwrg	59.0	1.2	0.2	2.1	0.5	8.1	0.9	1.8	0.4	0.3	0.1	7.0	0.9
309.	Dwm	43.0	1.2	0.2	2.2	0.5	8.1	1.1	1.9	0.4	0.3	0.1	7.1	0.8
310.	Dwnm	23.0	1.1	0.2	2.0	0.3	7.6	1.0	1.8	0.4	0.3	0.0	6.8	0.7
311.	Dwh	63.0	0.9	0.2	1.5	0.6	5.3	1.5	1.8	0.5	0.3	0.1	6.0	0.9
312.	Dws	135.0	0.8	0.2	1.4	0.5	5.1	1.5	1.7	0.5	0.3	0.1	6.0	0.9
313.	Dww	190.0	0.9	0.2	1.6	0.5	5.5	1.4	1.8	0.5	0.3	0.1	6.2	0.9
315.	Dsw	20.0	0.8	0.1	1.7	0.5	4.7	0.8	2.1	0.5	0.4	0.1	5.7	1.2
317.	Dgo	30.0	0.9	0.2	2.1	0.5	5.6	1.2	2.5	0.5	0.4	0.1	6.7	0.7
320.	Dhmo	24.0	1.0	0.3	2.1	0.5	5.8	1.7	2.4	1.3	0.4	0.2	6.1	0.9
325.	Dhpl	32.0	0.9	0.2	2.1	0.4	5.7	0.9	2.4	0.8	0.4	0.1	6.2	0.8
326.	Dhm	4.0	1.0	0.1	2.2	0.6	6.6	0.6	2.3	0.8	0.3	0.1	7.0	0.9

MAINE SURVEY 1980, BINGHAMTON N.Y. QUAD, NK18-05

SUMMARY OF GEOLOGIC UNITS BY LINE 1000

CODE	UNIT	RECS	*** K ***	*** U ***	*** T ***	** U/K **	** U/T **	** T/K **
			MEAN ST.DEV.	MEAN ST.DEV.	MEAN ST.DEV.	MEAN ST.DEV.	MEAN ST.DEV.	MEAN ST.DEV.
308.	Dwrg	15.0	1.4 0.1	2.7 0.5	8.5 0.8	1.9 0.3	0.3 0.1	6.1 0.5
309.	Dwm	14.0	1.3 0.2	2.4 0.6	8.2 1.0	1.9 0.6	0.3 0.1	6.5 0.9
314.	Ds	91.0	1.1 0.2	2.1 0.6	7.1 1.0	1.9 0.6	0.3 0.1	6.4 0.8
316.	Dg	122.0	1.1 0.2	2.1 0.5	6.7 0.9	1.9 0.5	0.3 0.1	5.9 0.8
319.	Dt	11.0	1.1 0.4	1.8 0.8	5.4 1.9	1.8 0.6	0.4 0.1	4.8 0.6
320.	Dhmo	9.0	1.3 0.4	1.7 0.9	6.1 2.1	1.7 0.4	0.4 0.1	4.6 0.5
321.	Dhld	10.0	1.4 0.2	2.7 0.4	6.2 1.2	2.0 0.5	0.5 0.1	4.5 0.7
322.	Dhsk	51.0	1.0 0.3	2.1 0.5	4.5 1.3	2.2 0.5	0.5 0.1	4.7 0.6

SUMMARY OF GEOLOGIC UNITS BY LINE 1010

CODE	UNIT	RECS	*** K ***	*** U ***	*** T ***	** U/K **	** U/T **	** T/K **
			MEAN ST.DEV.	MEAN ST.DEV.	MEAN ST.DEV.	MEAN ST.DEV.	MEAN ST.DEV.	MEAN ST.DEV.
309.	Dwm	48.0	1.1 0.2	2.1 0.5	8.0 1.3	2.0 0.4	0.3 0.1	7.3 0.8
312.	Dws	18.0	1.0 0.1	1.9 0.4	7.2 0.8	2.0 0.4	0.3 0.1	7.4 0.6
314.	Ds	84.0	1.0 0.2	2.2 0.4	6.9 1.1	2.3 0.5	0.3 0.1	7.1 0.9
317.	Dgo	31.0	1.0 0.2	1.9 0.6	6.6 1.0	1.9 0.5	0.3 0.1	6.6 0.7
318.	Dgu	51.0	1.0 0.2	1.9 0.5	5.8 1.4	2.0 0.6	0.3 0.1	6.1 1.1
320.	Dhmo	27.0	1.0 0.2	1.9 0.5	5.9 1.0	2.1 0.5	0.3 0.1	6.2 0.7
321.	Dhld	24.0	1.0 0.1	2.1 0.4	6.8 0.9	2.0 0.5	0.3 0.1	6.5 0.5
322.	Dhsk	35.0	1.1 0.2	2.1 0.5	6.2 0.7	2.0 0.5	0.3 0.1	5.8 0.7
323.	Dhmr	54.0	1.2 0.2	2.2 0.5	5.9 1.0	1.9 0.5	0.4 0.1	4.9 0.8
324.	Dhpm	11.0	1.2 0.2	2.4 0.4	7.2 1.2	2.0 0.4	0.3 0.1	5.9 0.5

MAINE SURVEY 1980, BINGHAMTON N.Y. QUAD, NK18-05

SUMMARY OF GEOLOGIC UNITS BY LINE 1020

CODE	UNIT	RECS	*** K ***	*** U ***	*** T ***	** U/K **	** U/T **	** T/K **
			MEAN ST.DEV.	MEAN ST.DEV.	MEAN ST.DEV.	MEAN ST.DEV.	MEAN ST.DEV.	MEAN ST.DEV.
312.	Dws	37.0	1.1 0.1	1.5 0.4	7.0 0.8	1.5 0.5	0.2 0.1	6.6 0.7
313.	Dww	103.0	1.1 0.2	1.9 0.5	7.1 1.0	1.8 0.5	0.3 0.1	6.6 0.8
314.	Ds	8.0	0.9 0.1	1.8 0.3	6.2 0.8	2.1 0.3	0.3 0.0	7.2 1.0
317.	Dgo	78.0	1.0 0.2	1.9 0.4	6.5 0.8	1.8 0.4	0.3 0.1	6.4 0.9
318.	Dgu	44.0	1.0 0.2	2.1 0.5	6.9 0.9	2.1 0.5	0.3 0.1	6.8 0.9
320.	Dhmo	42.0	1.2 0.2	2.2 0.5	7.3 0.8	1.9 0.5	0.3 0.1	6.2 0.7
323.	Dhmr	19.0	1.0 0.2	2.0 0.5	5.7 0.7	2.0 0.6	0.3 0.1	5.6 0.8
324.	Dhpm	70.0	1.0 0.2	2.2 0.5	5.7 1.0	2.3 0.6	0.4 0.1	6.0 0.9
328.	Dou	26.0	0.8 0.2	1.8 0.4	4.0 1.3	2.4 0.6	0.5 0.2	5.0 1.2
331.	Dhg	27.0	1.0 0.2	1.8 0.5	4.3 0.8	1.9 0.8	0.4 0.2	4.2 0.6

SUMMARY OF GEOLOGIC UNITS BY LINE 1030

CODE	UNIT	RECS	*** K ***	*** U ***	*** T ***	** U/K **	** U/T **	** T/K **
			MEAN ST.DEV.	MEAN ST.DEV.	MEAN ST.DEV.	MEAN ST.DEV.	MEAN ST.DEV.	MEAN ST.DEV.
311.	Dwh	5.0	0.6 0.1	1.8 0.2	3.9 0.7	3.0 0.4	0.5 0.1	6.6 1.4
312.	Dws	61.0	0.8 0.1	1.6 0.4	5.1 1.1	2.1 0.6	0.3 0.1	6.6 0.9
313.	Dww	52.0	0.8 0.2	1.7 0.5	4.9 1.2	2.2 0.6	0.3 0.1	6.4 1.1
315.	Dsw	23.0	0.9 0.1	1.8 0.6	5.6 0.7	1.9 0.6	0.3 0.1	6.2 0.7
317.	Dgo	41.0	0.8 0.2	1.9 0.6	5.5 0.9	2.3 0.5	0.3 0.1	6.8 1.0
318.	Dgu	25.0	0.9 0.1	2.1 0.4	6.7 0.8	2.4 0.5	0.3 0.1	7.5 0.7
320.	Dhmo	21.0	1.2 0.2	2.0 0.5	7.2 1.0	1.6 0.4	0.3 0.1	5.9 0.8
323.	Dhmr	33.0	1.0 0.2	1.7 0.4	5.8 0.8	1.7 0.5	0.3 0.1	5.7 0.7
324.	Dhpm	55.0	1.1 0.2	1.9 0.4	6.7 1.2	1.7 0.4	0.3 0.1	5.9 0.6
328.	Dou	16.0	1.1 0.2	1.9 0.5	5.3 1.3	1.7 0.3	0.4 0.1	4.9 0.5
331.	Dhg	22.0	1.2 0.3	2.0 0.3	5.3 0.8	1.7 0.4	0.4 0.1	4.4 0.9
337.	Scs	7.0	1.2 0.1	1.8 0.4	5.2 0.5	1.5 0.3	0.3 0.1	4.2 0.3
340.	Sc1	6.0	1.1 0.3	1.8 0.3	4.8 0.7	1.7 0.3	0.4 0.1	4.4 1.2
348.	Of	13.0	1.2 0.1	1.7 0.4	5.2 0.4	1.4 0.4	0.3 0.1	4.3 0.5
351.	Ou	16.0	1.4 0.1	2.2 0.5	5.7 0.6	1.5 0.3	0.4 0.1	3.9 0.5

MAINE SURVEY 1980, BINGHAMTON N.Y. QUAD, NK18-05

SUMMARY OF GEOLOGIC UNITS BY LINE 1040

CODE	UNIT	RECS	*** K ***	*** U ***	*** T ***	** U/K **	** U/T **	** T/K **
			MEAN ST.DEV.	MEAN ST.DEV.	MEAN ST.DEV.	MEAN ST.DEV.	MEAN ST.DEV.	MEAN ST.DEV.
101.	Q	32.0	1.2 0.3	2.3 0.5	3.9 1.1	2.0 0.4	0.6 0.2	3.2 0.5
312.	Dws	10.0	0.5 0.1	1.7 0.4	2.9 0.3	3.2 0.6	0.6 0.1	5.6 0.8
313.	Dww	36.0	0.7 0.1	1.4 0.4	4.2 0.7	2.2 0.7	0.3 0.1	6.4 1.0
315.	Dsw	50.0	0.8 0.1	1.7 0.5	4.6 0.7	2.2 0.8	0.4 0.1	6.1 1.0
317.	Dgo	27.0	0.9 0.1	2.0 0.7	5.3 0.7	2.3 0.7	0.4 0.1	6.1 0.8
318.	Dgu	6.0	1.0 0.2	2.1 0.4	5.9 1.2	2.1 0.5	0.4 0.1	6.0 0.6
320.	Dhmo	28.0	0.7 0.2	1.4 0.5	4.4 0.7	2.3 0.9	0.3 0.1	7.0 1.3
324.	Dhpm	71.0	0.9 0.2	1.8 0.5	5.3 0.9	2.0 0.6	0.3 0.1	6.0 0.8
328.	Dou	14.0	0.7 0.2	1.9 0.3	3.7 1.0	2.8 0.8	0.6 0.2	5.1 0.6
329.	Do	4.0	0.9 0.2	2.0 0.3	4.7 0.7	2.1 0.3	0.4 0.0	5.0 0.3
331.	Dhg	13.0	0.8 0.2	1.9 0.3	4.1 0.9	2.4 0.7	0.5 0.1	4.9 0.9
351.	Ou	34.0	0.9 0.1	2.0 0.4	4.5 0.7	2.3 0.7	0.5 0.1	5.0 0.7
365.	Obk	7.0	1.1 0.1	2.3 0.4	5.0 0.5	2.2 0.5	0.5 0.1	4.6 0.1
370.	Cbk	20.0	0.8 0.2	2.4 0.5	2.8 0.7	3.0 0.6	0.9 0.2	3.5 0.7
371.	Cth	7.0	0.8 0.1	2.3 0.3	2.4 0.6	2.9 0.6	1.0 0.4	3.0 0.5

SUMMARY OF GEOLOGIC UNITS BY LINE 1050

CODE	UNIT	RECS	*** K ***	*** U ***	*** T ***	** U/K **	** U/T **	** T/K **
			MEAN ST.DEV.	MEAN ST.DEV.	MEAN ST.DEV.	MEAN ST.DEV.	MEAN ST.DEV.	MEAN ST.DEV.
315.	Dsw	17.0	0.8 0.2	1.4 0.5	4.7 1.1	1.8 0.6	0.3 0.1	6.0 0.9
317.	Dgo	91.0	0.8 0.2	1.7 0.4	4.9 1.0	2.4 0.9	0.4 0.1	6.7 1.2
320.	Dhmo	14.0	1.1 0.3	1.9 0.5	6.2 1.4	1.8 0.4	0.3 0.1	6.0 0.7
325.	Dhp1	72.0	1.1 0.2	1.9 0.5	6.5 1.2	1.8 0.4	0.3 0.1	5.9 0.7
326.	Dhm	56.0	1.1 0.3	1.7 0.4	6.0 1.0	1.6 0.5	0.3 0.1	5.7 1.1
328.	Dou	7.0	1.2 0.1	1.3 0.4	5.3 0.6	1.1 0.4	0.2 0.1	4.5 0.5
331.	Dhg	5.0	0.7 0.3	1.7 0.4	3.3 1.2	2.7 0.9	0.5 0.2	4.9 0.6
349.	Osc	66.0	1.2 0.2	1.7 0.4	5.4 0.9	1.5 0.3	0.3 0.1	4.7 0.4
352.	Oc	9.0	1.4 0.2	1.9 0.3	5.7 0.8	1.4 0.3	0.3 0.1	4.0 0.6
365.	Obk	20.0	1.2 0.2	1.4 0.4	3.7 0.7	1.2 0.4	0.4 0.1	3.2 0.7
370.	Cbk	12.0	1.2 0.2	1.0 0.2	3.5 0.7	0.9 0.2	0.3 0.1	3.0 0.5

