

330
5-11-81
800

2

Dr. 2626
R-4239

SAND80-2114
Unlimited Release
UC-60

MASTER

Aerodynamic Characteristics of Seven Symmetrical Airfoil Sections Through 180-Degree Angle of Attack for Use in Aerodynamic Analysis of Vertical Axis Wind Turbines

Robert E. Sheldahl, Paul C. Klimas

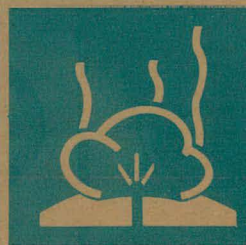



DISTRIBUTION OF THIS DOCUMENT IS UNLIMITED

Prepared by Sandia National Laboratories, Albuquerque, New Mexico 87185 and Livermore, California 94550 for the United States Department of Energy under Contract DE-ACO4-76DPO0789

Printed March 1981



Sandia National Laboratories
energy report



DISCLAIMER

This report was prepared as an account of work sponsored by an agency of the United States Government. Neither the United States Government nor any agency Thereof, nor any of their employees, makes any warranty, express or implied, or assumes any legal liability or responsibility for the accuracy, completeness, or usefulness of any information, apparatus, product, or process disclosed, or represents that its use would not infringe privately owned rights. Reference herein to any specific commercial product, process, or service by trade name, trademark, manufacturer, or otherwise does not necessarily constitute or imply its endorsement, recommendation, or favoring by the United States Government or any agency thereof. The views and opinions of authors expressed herein do not necessarily state or reflect those of the United States Government or any agency thereof.

DISCLAIMER

Portions of this document may be illegible in electronic image products. Images are produced from the best available original document.

Issued by Sandia National Laboratories, operated for the United States Department of Energy by Sandia Corporation.

NOTICE: This report was prepared as an account of work sponsored by an agency of the United States Government. Neither the United States Government nor any agency thereof, nor any of their employees, nor any of their contractors, subcontractors, or their employees, makes any warranty, express or implied, or assumes any legal liability or responsibility for the accuracy, completeness, or usefulness of any information, apparatus, product, or process disclosed, or represents that its use would not infringe privately owned rights. Reference herein to any specific commercial product, process, or service by trade name, trademark, manufacturer, or otherwise, does not necessarily constitute or imply its endorsement, recommendation, or favoring by the United States Government, any agency thereof or any of their contractors or subcontractors. The views and opinions expressed herein do not necessarily state or reflect those of the United States Government, any agency thereof or any of their contractors or subcontractors.

Printed in the United States of America
Available from
National Technical Information Service
U. S. Department of Commerce
5285 Port Royal Road
Springfield, VA 22161

NTIS price codes
Printed copy: \$9.00
Microfiche copy: A01

PAGES 1 to 2
WERE INTENTIONALLY
LEFT BLANK

Aerodynamic Characteristics of Seven Symmetrical Airfoil Sections Through 180-Degree Angle of Attack for Use in Aerodynamic Analysis of Vertical Axis Wind Turbines

Robert E. Sheldahl
Aerothermodynamics Division 5633
and
Paul C. Klimas
Advanced Energy Projects Division 4715
Sandia National Laboratories
Albuquerque, NM 87185

DISCLAIMER

This book was prepared as an account of work sponsored by an agency of the United States Government. Neither the United States Government nor any agency thereof, nor any of their employees, makes any warranty, express or implied, or assumes any legal liability or responsibility for the accuracy, completeness, or usefulness of any information, apparatus, product, or process disclosed, or represents that its use would not infringe privately owned rights. Reference herein to any specific commercial product, process, or service by trade name, trademark, manufacturer, or otherwise, does not necessarily constitute or imply its endorsement, recommendation, or favoring by the United States Government or any agency thereof. The views and opinions of authors expressed herein do not necessarily state or reflect those of the United States Government or any agency thereof.

ABSTRACT

When work began on the Darrieus vertical axis wind turbine (VAWT) program at Sandia National Laboratories, it was recognized that there was a paucity of symmetrical airfoil data needed to describe the aerodynamics of turbine blades. Curved-bladed Darrieus turbines operate at local Reynolds numbers (Re) and angles of attack (α) seldom encountered in aeronautical applications. This report describes (1) a wind tunnel test series conducted at moderate values of Re in which $0 \leq \alpha \leq 180^\circ$ force and moment data were obtained for four symmetrical blade candidate airfoil sections (NACA-0009, -0012, -0012H, and -0015), and (2) how an airfoil property synthesizer code can be used to extend the measured properties to arbitrary values of Re ($10^4 \leq Re \leq 10^7$) and to certain other section profiles (NACA-0018, -0021, -0025).

ep

DISTRIBUTION OF THIS DOCUMENT IS UNLIMITED

ACKNOWLEDGMENTS

B. F. Blackwell, Sandia National Laboratories Organization, 1537, was involved with the Sandia wind energy program when the experimental data for this report were obtained; his contributions to the program are gratefully acknowledged. The efforts of Professor M. H. Snyder and the personnel of the Walter H. Beech Memorial Low-Speed Wind Tunnel at Wichita State University, Wichita, Kansas, in obtaining the experimental airfoil section data and R. E. French, Sandia Organization, 5636, in producing the computed airfoil data are greatly appreciated.

CONTENTS

SYMBOLS	8
Introduction	9
Airfoil Section Models	9
Test Facility	10
Test Description.....	10
Experimental Results	10
Reynolds Number Extrapolation	11
Conclusions	12
References.....	12

Tables

1 Coordinates for the Modified NACA-0012 (NACA-0012H) Airfoil	12
2 Lift and Drag Coefficients for the NACA-0012 Airfoil ($10^4 \leq Re \leq 10^7$).....	13
3 Lift and Drag Coefficients for the NACA-0015 Airfoil ($10^4 \leq Re \leq 10^7$).....	27
4 Lift and Drag Coefficients for the NACA-0018 Airfoil ($10^4 \leq Re \leq 5 \times 10^6$)	41
5 Lift and Drag Coefficients for the NACA-0021 Airfoil ($10^4 \leq Re \leq 5 \times 10^6$)	52
6 Lift and Drag Coefficients for the NACA-0025 Airfoil ($10^4 \leq Re \leq 5 \times 10^6$)	63

Illustrations

Figure

1 Equatorial Plane Angle of Attack Variation for the 17-Metre Turbine at a Rotational Speed of 46 rpm (4.82 rad/s).....	75
2 Variation of the Chord Reynolds Number at the Equatorial Plane of the 17-Metre Turbine at a Rotational Speed of 46 rpm (4.82 rad/s)	76
3 Section Lift Coefficients for the NACA-0009 Airfoil at Reynolds Numbers of 0.36×10^6 and 0.69×10^6	77
4 Section Lift Coefficients for the NACA-0012 Airfoil at Reynolds Numbers of 0.36×10^6 and 0.70×10^6	78
5 Section Lift Coefficients for the NACA-0012 Airfoil at Reynolds Numbers of 0.86×10^6 and 1.76×10^6	79
6 Section Lift Coefficients for the NACA-0012H Airfoil at Reynolds Numbers of 0.36×10^6 and 0.70×10^6	80
7 Section Lift Coefficients for the NACA-0015 Airfoil at Reynolds Numbers of 0.36×10^6 and 0.68×10^6	81
8 Section Lift Coefficients for Four Airfoil Sections at an Approximate Reynolds Number of 0.70×10^6	82
9 Full Range Section Lift Coefficients for the NACA-0009 Airfoil at Reynolds Numbers of 0.36×10^6 , 0.50×10^6 , and 0.69×10^6	83
10 Full Range Section Lift Coefficients for the NACA-0012 Airfoil at Reynolds Numbers of 0.36×10^6 , 0.50×10^6 , and 0.70×10^6	84

Illustrations (Cont)

Figure

11	Full Range Section Lift Coefficients for the NACA-0012H Airfoil at Reynolds Numbers of 0.36×10^6 , 0.49×10^6 , and 0.70×10^6	85
12	Full Range Section Lift Coefficients for the NACA-0015 Airfoil at Reynolds Numbers of 0.36×10^6 , 0.50×10^6 , and 0.68×10^6	86
13	Section Drag Coefficients for the NACA-0009 Airfoil at Small Angles of Attack and Reynolds Numbers of 0.36×10^6 , 0.50×10^6 , and 0.69×10^6	87
14	Section Drag Coefficients for the NACA-0012 Airfoil at Small Angles of Attack and Reynolds Numbers of 0.36×10^6 , 0.50×10^6 , and 0.70×10^6	88
15	Section Drag Coefficients for the NACA-0012 Airfoil at Small Angles of Attack and Reynolds Numbers of 0.86×10^6 , 1.36×10^6 , and 1.76×10^6	89
16	Section Drag Coefficients for the NACA-0012H Airfoil at Small Angles of Attack and Reynolds Numbers of 0.36×10^6 , 0.49×10^6 , and 0.70×10^6	90
17	Section Drag Coefficients for the NACA-0015 Airfoil at Small Angles of Attack and Reynolds Numbers of 0.36×10^6 , 0.50×10^6 , and 0.68×10^6	91
18	Full Range Section Drag Coefficients for the NACA-0009 Airfoil at Reynolds Numbers of 0.36×10^6 , 0.50×10^6 , and 0.69×10^6	92
19	Full Range Section Drag Coefficients for the NACA-0012 Airfoil at Reynolds Numbers of 0.36×10^6 , 0.50×10^6 , and 0.70×10^6	93
20	Full Range Section Drag Coefficients for the NACA-0012H Airfoil at Reynolds Numbers of 0.36×10^6 , 0.49×10^6 , and 0.70×10^6	94
21	Full Range Section Drag Coefficients for the NACA-0015 Airfoil at Reynolds Numbers of 0.36×10^6 , 0.50×10^6 , and 0.68×10^6	95
22	NACA-0009 Airfoil Section Moment Coefficients About the Quarter Chord for Reynolds Numbers of 0.36×10^6 , 0.5×10^6 and 0.69×10^6	96
23	NACA-0012 Airfoil Section Moment Coefficients About the Quarter Chord for Reynolds Numbers of 0.36×10^6 , 0.50×10^6 , and 0.70×10^6	97
24	NACA-0012 Airfoil Section Moment Coefficients About the Quarter Chord for Reynolds Numbers of 0.86×10^6 , 1.36×10^6 , and 1.76×10^6	98
25	NACA-0012H Airfoil Section Moment Coefficients About the Quarter Chord for Reynolds Numbers of 0.36×10^6 , 0.49×10^6 , and 0.70×10^6	99
26	NACA-0015 Airfoil Section Moment Coefficients About the Quarter Chord for Reynolds Numbers of 0.36×10^6 , 0.50×10^6 , and 0.68×10^6	100

Illustrations (Cont)

Figure

27	Full Range Section Moment Coefficients About the Quarter Chord for the NACA-0009 Airfoil at Reynolds Numbers of 0.36×10^6 , 0.50×10^6 , and 0.69×10^6	101
28	Full Range Section Moment Coefficients About the Quarter Chord for the NACA-0012 Airfoil at Reynolds Numbers of 0.36×10^6 , 0.50×10^6 and 0.70×10^6	102
29	Full Range Section Moment Coefficients About the Quarter Chord for the NACA-0012H Airfoil at Reynolds Numbers of 0.36×10^6 , 0.49×10^6 , and 0.70×10^6	103
30	Full Range Section Moment Coefficients About the Quarter Chord for a NACA-0015 Airfoil at Reynolds Numbers of 0.36×10^6 , 0.50×10^6 , and 0.68×10^6	104
31	Full Range Section Axial Force Coefficients for the NACA-0012 Airfoil at Reynolds Numbers of 0.36×10^6 , 0.50×10^6 and 0.70×10^6	105
32	Full Range Section Axial Force Coefficients for the NACA-0012H Airfoil at Reynolds Numbers of 0.36×10^6 , 0.49×10^6 and 0.70×10^6	106
33	Full Range Section Axial Force Coefficients for the NACA-0015 Airfoil at Reynolds Numbers of 0.36×10^6 , 0.50×10^6 and 0.68×10^6	107
34	Predicted and Measured Values of Minimum Section Drag Coefficients, c_{d_0} , as a Function of Reynolds number, Re	108
35	Predicted and Measured Values of Section Maximum Lift Coefficients, $C_{l_{max}}$, as a Function of Reynolds number, Re	109
36	Power Coefficient as a Function of Tip-Speed Ratio for the Sandia 17-m Diameter Darrieus Turbine with a Height to Diameter Ratio of 1.0, Two NACA-0015 0.61-m Chord Blades at a Rotational Speed of 50.6 rpm.....	110
37	Power Coefficient as a Function of Tip-speed Ratio for the Sandia 5-m Diameter Darrieus Turbine with a Height to Diameter Ratio of 1.0, Two NACA-0015 0.15-m Chord Blades at a Rotational Speed of 162.5 rpm.....	111

SYMBOLS

- A_s Turbine swept area
 c Airfoil chord length
 c_a Section axial force coefficient, axial force per unit span/ $q_\infty c$
 c_d Section drag coefficient, section drag per unit span/ $q_\infty c$
 c_l Section lift coefficient, section lift per unit span/ $q_\infty c$
 c_m Section moment coefficient, section moment at $c/4$ per unit span/ $q_\infty c^2$
 C_p Power coefficient, $\frac{Q\omega}{\frac{1}{2}\rho_\infty V_\infty^3 A_s}$
 Q Turbine Aerodynamic torque
 q_∞ Dynamic pressure, $\frac{1}{2}\rho_\infty V_\infty^2$
 R Rotor radius
 Re Reynolds numbers, $\frac{\rho_\infty U c}{\mu_\infty}$
 U Relative velocity
 V_∞ Free stream wind velocity
 X Tip speed ratio, $\frac{R\omega}{V_\infty}$
 α Angle of attack
 θ Angle of rotation about the turbine vertical axis
 μ_∞ Free stream viscosity
 ρ_∞ Free stream density
 ω Turbine angular velocity

Aerodynamic Characteristics of Seven Symmetrical Airfoil Sections Through 180-Degree Angle of Attack for Use in Aerodynamic Analysis of Vertical Axis Wind Turbines

Introduction

When analytical work began on the vertical axis wind turbine, it immediately became apparent that available data for symmetrical airfoil sections was limited. The section data requirements for application to vertical axis wind turbines are broader in scope than are those the aircraft industry usually concerns itself with. Figure 1 shows the range of angle of attack the airfoil at the equatorial plane of a Darrieus turbine is exposed to for various tip speed ratios. At low tip speed ratios, it is possible to be at an angle of attack approaching 180 deg. In operation, with a tip speed ratio in excess of 2.0, the angle of attack can exceed 25 deg. Portions of the airfoil closer to the axis of rotation will see even greater angles of attack. This figure shows only one-half of the revolution; the second half will be similar except the angles of attack will be negative. Thus the airfoil is subjected to a continually changing angle of attack cycling from positive to negative back to positive as it revolves about the vertical axis. This particular figure is for the 17-m turbine but results are similar for turbines of all sizes. The requirements here call for section data for angles of attack to 180 deg and data for both increasing and decreasing angle of attack showing airfoil hysteresis.

The turbine blade changes its angle of attack as it makes its orbit about the rotational axis. The local Reynolds number changes also. In Figure 2, the Reynolds number is shown as a function of the rotation angle for several tip speed ratios. Again, this is for the 17-m system at a fixed rotational speed of 46 rpm (4.82 rad/sec) and a blade chord of approximately 0.5 m. When the turbine operates with a tip speed ratio in excess of 2.0, the Reynolds number range is from 0.5×10^6 to 2×10^6 . Scaled down turbines will also have lower Reynolds numbers proportional to chord length. A Sandia 2-m wind tunnel model operated over a range of Reynolds numbers from 0.1×10^6

to 0.3×10^6 in a recent wind tunnel test. The requirements here call for section data over a wide Reynolds number range. Data for the low Reynolds numbers (less than 0.5×10^6) are needed to compare the solutions from computer models with the data from wind tunnel model tests.

These requirements are generally out of the range of most published airfoil section data. Examples of published data for symmetrical airfoil sections are presented in Refs 1 and 2. The NACA-0012 is one of the more popular symmetrical airfoils because of its favorable lift to drag ratio, so there are more data available for that airfoil.

Sandia National Laboratories contracted with Wichita State University to construct four different symmetrical airfoil sections and to test the models at angles of attack to 180 deg for three different Reynolds numbers. We selected the lowest Reynolds number obtainable that would still be within the operational range of its facility and balance system. The purpose of these tests was to obtain needed section data for the NACA-0009, -0012, and -0015 airfoils over the angle of attack range of interest at as low a Reynolds number as possible. Also, a nonstandard airfoil, a modified-0012 designated NACA-0012H, was tested.

Airfoil Section Models

Four symmetrical airfoil models were constructed of aluminum; a fifth model was constructed of wood to standard wind tunnel model tolerances by Wichita State University. All the aluminum models had 6-in. (15.24-cm) chords with a 3-ft (0.91-m) span. Three of these models (NACA-009, -0012, and -0015) had standard airfoil cross sections; geometries for these airfoils are found in Ref 3. The fourth model was a nonstandard airfoil. It was a modification of the

NACA-0012 provided by Raymond M. Hicks of NASA-Ames Research Center.⁴ The modification was designed with the aid of a computer program to increase the $c_{l,max}$ of a given airfoil by reducing the leading edge pressure spike associated with subsonic airfoils. The new airfoil has been designated NACA-0012H because its thickness to chord ratio was left unchanged at 12%. The geometry for this airfoil is presented in Table 1. The fifth airfoil model had a 15-in. chord (38.10-cm) with a 3-ft (0.91-m) span and also had an NACA-0012 cross section. This model was constructed to obtain airfoil data at higher Reynolds numbers and could not, because of its size, be tested at an angle of attack greater than 30 deg.

Test Facility

The airfoils were tested in the Walter H. Beech Memorial Wind Tunnel at Wichita State University.⁵ The Tunnel has a 7 x 10-ft (2.13 x 3.05 m) test section fitted with floor to ceiling two-dimensional inserts for testing two-dimensional airfoil sections. These inserts in the center of the test section act as flow splitters to form a separate test section 3 ft (0.91 m) wide by 7 ft (2.13 m) tall. Part of the total airflow in the wind tunnel passes through the 3 x 7 ft section and part passes by each side. The 3 x 7 ft section is separately instrumented with pitot-static probes for determining flow conditions within that section. A wake survey probe was installed in the wind tunnel on a separate series of tests to obtain the airfoil section drag at low angles of attack for all airfoil models.

Test Description

The airfoil models were attached to the end plates in the walls of the two-dimensional inserts. These end plates are the attachments to the angle-of-attack control mechanism and the facility balance system. The aluminum models were tested at nominal Reynolds numbers of 0.35×10^6 , 0.50×10^6 and 0.70×10^6 through angles of attack of 180 deg. The angle-of-attack control mechanism has an approximate range of 60 deg; this required that the model be reoriented on the end plates three times to complete the full range of angles of attack to 180 deg. This allowed for some overlap of data near 40, 90, and 130 deg. The 15-in. chord model was tested at Reynolds numbers of 0.86×10^6 , 1.36×10^6 and 1.76×10^6 through angles of attack of -20 to +30 deg.

Data for each airfoil were first obtained over the range of -24 to +32 deg (increasing α) and then from +32 deg to -24 deg (decreasing α) for the three Reynolds numbers. The 15-in. chord model was limited to a range of -20 to +30 deg. This was done to

obtain the hysteresis loop in the region of airfoil stall. All full range data were obtained with increasing angles of attack to 180 deg. Lift, drag, and moment data were obtained from the balance system. All the data were corrected for wake and solid blockage, buoyancy, upwash, and wind-turbulence factor.⁶ The turbulence factors used to correct the Reynolds numbers to 0.35×10^6 , 0.50×10^6 , and 0.70×10^6 were 1.38, 1.29, and 1.13, respectively. All of the tests reported here were performed on aerodynamically smooth airfoils. A separate test of the NACA-0015 airfoil with transition strips was conducted; the strips were of No. 80 carborundum grit glued to a strip approximately 0.1-in. (0.25-cm) wide located approximately at 17% of chord station. The results with the strips were similar to the results without them and thus were inconclusive and are not presented here.

Experimental Results

The section coefficient of lift data for the four 6-in. chord airfoils and the 15-in. airfoil are shown in Figures 3 through 7 for the angles of attack from -24 to +24 degrees at nominal Reynolds numbers of 0.35×10^6 and 0.70×10^6 for the 6-in. chord airfoils and 0.86×10^6 and 1.76×10^6 for the wooden 15-in. chord airfoil. Each airfoil cross section is sketched in the figures. These figures include data obtained for both increasing and decreasing angle of attack; they demonstrate the extent of the lift coefficient hysteresis for each airfoil. The lift coefficient for the NACA-0009 airfoil shown in Figure 3 reaches a maximum of approximately 0.8 near 10-deg angle of attack. There is not a significant drop in lift past stall nor is there any significant hysteresis. Data for the NACA-0012 are shown in Figure 4; we see that $c_{l,max}$ has increased to 1.0 for positive angles and to -1.08 for negative angles with a hysteresis loop most pronounced for negative angles. The lift coefficient data for the wooden NACA-0012 airfoil at Reynolds numbers of 0.86×10^6 and 1.76×10^6 are shown in Figure 5; here, the anticipated improved $c_{l,max}$ at the larger Reynolds numbers can be seen.

The NACA-0012H lift data are presented in Figure 6 and show dramatic improvement in lift characteristics over the NACA-0012 for similar Reynolds numbers. The maximum lift coefficient approaches ± 1.2 at the higher Reynolds number condition. Note the larger size of the hysteresis in the lift data near positive and negative stall angles. The dashed line in the figure shows the curvature of the standard NACA-0012 airfoil. The lift data for the NACA-0015 (Figure 7) are similar to the NACA-0012H. The maximum lift coefficient for the -0015 is slightly less than

that for the -0012H, but stall is less abrupt and occurs at a slightly greater angle of attack. Figure 8 is a composite of the data for the four 6-in. chord airfoils and shows lift data at a Reynolds number of 0.7×10^6 . Data shown are for increasing angle of attack for positive angles and decreasing angle of attack for negative angles; this shows the increased performance of the NACA-0012H and the favorable performance of the NACA-0015.

Figures 9 through 12 show the full range section lift coefficient data for the four small airfoils. All data were taken with the angle of attack increasing. The data for all the airfoils beyond 25-deg angle of attack are similar. At an angle of 40 to 45 deg, the lift coefficient for a -0009 airfoil is greater than 1.1; with increasing airfoil thickness, the lift coefficient decreases to 1.05 but, generally speaking, the effect of the Reynolds number (in the range of 0.35×10^6 to 0.70×10^6) and the airfoil geometry have little effect on the lift coefficient in the angle of attack range of 25 to 180 deg.

The section drag coefficients for the airfoils are shown in Figures 13 through 17 over the angle-of-attack range of -16 to +16 deg. The minimum drag coefficient near zero lift is approximately 0.006 for the NACA-0009. The data for the drag coefficients were obtained by the balance system and were corrected by data obtained in the angle-of-attack range of positive to negative stall by a wake survey method.⁴ This corrected the force data for drag on the end plates. The full range section drag coefficients for the four small airfoil sections are shown in Figures 18 through 21. These data are similar for all angles greater than 20 deg. At 90 deg, the drag coefficient of approximately 1.8 is near Hoerner's value of 1.98 for a two-dimensional flat plate.⁷

For completeness, the airfoil section moment coefficients for the tested airfoils are included here. Shown in Figures 22 through 26 are the section quarter chord moment coefficients of each airfoil for the angle-of-attack range from -24 to +24 deg for both increasing and decreasing angles of attack. The effect of hysteresis on the moment coefficients in the region of aerodynamic stall can be clearly seen. The moment coefficients are very near zero at small angles of attack (before airfoil stall) as is anticipated for a symmetrical airfoil. In Figures 27 through 30 are the full range section moment coefficients about the quarter chord for the four airfoils with 6-in. chords at nominal Reynolds numbers of 0.36×10^6 , 0.50×10^6 and 0.70×10^6 . There is a great deal of scatter in the data for angles of attack greater than 45 deg and less than 135 deg. The full range moment coefficients are very similar for all four airfoils.

The component of force that makes a vertical axis wind turbine work is the chordwise or axial force. It is desirable to increase the area under the positive portion of the curve for both positive and negative angles of attack and to minimize the negative axial force coefficients near zero angle of attack. Figures 31 through 33 show the full range axial force coefficients for the NACA-0012, -0012H, and -0015 airfoil sections. The important thing to note is the larger area under the curve before airfoil stall for the -0012H and -0015 when compared to the -0012. This should provide better performance from a wind turbine, using either one of these, than the NACA-0012 airfoil. Note that the axial force coefficient is obtained by

$$c_a = c_l \sin \alpha - c_d \cos \alpha .$$

Data obtained in this manner beyond 20 deg become very scattered because the results are obtained by taking small differences of larger numbers.

Reynolds Number Extrapolation

Section data at Reynolds numbers not tested, especially lower values, are needed to perform VAWT aerodynamic analyses with accuracy. The need also arises to consider blades whose airfoil sections are not included among the four profiles examined in the wind tunnel entry described above. These requirements may be met by combining section property predictions from one of the currently available section synthesizer computer codes and those properties measured. Tables 2 through 6 list c_l and c_d vs α information for $0 \leq \alpha \leq 180^\circ$ at Reynolds numbers between 10^4 and 10^7 obtained by such a combination. Pre- and early stall section information was calculated, using the computer code PROFILE.⁸ Late and post-stall section characteristics were taken from the measurements detailed above. Figures 34 and 35 compare calculated and measured zero lift drag coefficients and maximum lift coefficient, respectively, for the NACA 0015 airfoil. Agreement was considered close enough to justify the use of PROFILE predictions over the linear and early nonlinear portions of the c_l - α curve. For other values of α , it was seen that behavior was sufficiently independent of the Reynolds number to use the Wichita State University data at all values of Re for which section information was sought. The precise angle of attack where the tables switched from calculated to measured performance coefficients was determined by trial and error. The criterion used was that the VAWT performance

as calculated by the conservation of momentum-based model DARTER⁹ using the hybrid airfoil characteristics most closely matched that obtained in field tests of the Sandia 17-m height-to-diameter ($H/D = 1$), two-bladed turbine with blades of NACA 0015 section. The final comparison, using Table 3 (0015) information, is shown in Figure 36 for a turbine angular velocity of 50.6 rpm. The same crossover point was then used in creating Tables 2, 4, 5, and 6 (0012, 0018, 0021, and 0025) data combinations. Note that the tabulations for the 18%, 21%, and 25% thick sections relied upon Reynolds number independence at high values of α .

Since Tables 2 through 4 were written, a next-generation class of aerodynamic loads/performance models has come into use at Sandia National Laboratories. These are vortex/lifting line models and are described in Ref 10. Figures 36 and 37 compare predicted and measured performance for the Sandia 17-m and 5-m turbines ($H/D = 1$). These comparisons would appear to further validate the hybridizing scheme used.

Conclusions

The aerodynamic section data for four different symmetrical airfoil cross sections (NACA-0009, -0012, -0012H, and -0015) were obtained for angles of attack up to 180 deg at nominal Reynolds numbers of 0.36×10^6 , 0.50×10^6 and 0.70×10^6 . In addition, experimental section coefficients were obtained for the NACA-0012 airfoil with a larger chord length at Reynolds numbers up to 1.76×10^6 . The data were obtained for

use with vertical axis wind turbines performance prediction computer codes. We extended the data to a wider Reynolds number range (from 10^4 to 10^7) and expanded to additional symmetrical airfoils (NACA-0018, -0021, and -0025) by the use of an airfoil section characteristics synthesizer computer code. These airfoil characteristics as used by the vertical axis wind turbine performance prediction codes appear to be adequately predicting VAWT performance.

References

1. E. N. Jacobs and A. Sherman, *Airfoil Section Characteristics as Affected by Variations of the Reynolds Number*, NACA Report No. 586, 1937.
2. L. Loftin, Jr. and H. A. Smith, *Aerodynamic Characteristics of 15 NACA Airfoil Sections at Seven Reynolds Numbers from 0.7×10^6 to 9.0×10^6* , NACA TN 1945, October 1949.
3. I. H. Abbott and A. E. Von Doenhoff, *Theory of Wing Sections*, (New York: McGraw-Hill Book Co, Inc, 1949).
4. Private Communication, R.M. Hicks, NASA, Ames Research Center, Moffett Field, CA, 94035.
5. *Information for Users of the Walter H. Beech Memorial Low-Speed Wind Tunnel*, Wichita State University Aeronautical Engineering Department, July 1966.
6. A. Pope and J. J. Harper, *Low-Speed Wind Tunnel Testing*, (New York: John Wiley & Sons, Inc, 1966).
7. S. F. Hoerner, *Fluid Dynamic Drag*, Midland Park, New Jersey, 07432, 1965.
8. R. Eppler, "Turbulent Airfoils for General Aviation," *Journal of Aircraft*, 15 (2): 93-99 (February 1978).
9. P. C. Klimas and R. E. French, *A Users Manual for the Vertical Axis Wind Turbine Performance Code DARTER*, SAND80-1155 (Albuquerque: Sandia National Laboratories, May 1980).
10. J. H. Strickland, B. T. Webster, T. Nguyen, "A Vortex Model of the Darrieus Turbine: An Analytical and Experimental Study," *Journal of Fluids Engineering*, Vol. 101, No. 4, 1979.

Table 1. Coordinates for the Modified NACA-0012 (NACA-0012II) Airfoil

x/c	±y/c	x/c	±y/c
0.0	0.0	0.275	0.06048
0.005	0.01438	0.299	0.06002
0.010	0.02074	0.349	0.05951
0.020	0.02925	0.399	0.05808
0.030	0.03522	0.449	0.05588
0.040	0.03982	0.500	0.05294
0.050	0.04351	0.550	0.04952
0.060	0.04655	0.600	0.04563
0.080	0.05121	0.650	0.04133
0.100	0.05454	0.700	0.03664
0.125	0.05740	0.750	0.03160
0.150	0.05924	0.800	0.02623
0.175	0.06033	0.850	0.02053
0.200	0.06087	0.900	0.01448
0.225	0.06100	0.950	0.00807
0.250	0.06084	1.000	0.00126

Table 2. Lift and Drag Coefficients for the NACA-0012 Airfoil ($10^4 \leq Re \leq 10^7$)

Re			
10000.0 NACA 0012 SECTION DATA, EPPLER MODEL, CL, CD, DEC78			
	α	C_l	C_d
0	0.0000	0.0000	.0337
0	1.0000	.0830	.0338
0	2.0000	.1534	.0343
0	3.0000	.2009	.0351
0	4.0000	.2003	.0359
0	5.0000	.0328	.0351
0	6.0000	-.1413	.0460
0	7.0000	-.1142	.0580
0	8.0000	-.0703	.0720
0	9.0000	-.0215	.0860
0	10.0000	.0311	.1010
0	11.0000	.0848	.1170
0	12.0000	.1387	.1340
0	13.0000	.1928	.1520
0	14.0000	.2468	.1710
0	15.0000	.3008	.1900
0	16.0000	.3548	.2100
0	17.0000	.4079	.2310
0	18.0000	.4606	.2520
0	19.0000	.5121	.2740
0	20.0000	.5838	.2970
0	21.0000	.6161	.3200
0	22.0000	.6687	.3440
0	23.0000	.7216	.3690
0	24.0000	.7744	.3940
0	25.0000	.8276	.4200
0	26.0000	.8810	.4460
0	27.0000	.9345	.4730
0	30.0000	.9150	.5700
0	35.0000	1.0200	.7450
0	40.0000	1.0750	.9200
0	45.0000	1.0850	1.0750
0	50.0000	1.0400	1.2150
0	55.0000	.9650	1.3450
0	60.0000	.8750	1.4700
0	65.0000	.7650	1.5750
0	70.0000	.6500	1.6650
0	75.0000	.5150	1.7350
0	80.0000	.3700	1.7800
0	85.0000	.2200	1.8000
0	90.0000	.0700	1.8000
0	95.0000	-.0700	1.7800
0	100.0000	-.2200	1.7500
0	105.0000	-.3700	1.7000
0	110.0000	-.5100	1.6350
0	115.0000	-.6250	1.5550
0	120.0000	-.7350	1.4650

Table 2. (cont)

0	125.0000	-.8400	1.3500
0	130.0000	-.9100	1.2250
0	135.0000	-.9450	1.0850
0	140.0000	-.9450	.9250
0	145.0000	-.9100	.7550
0	150.0000	-.8500	.5750
0	155.0000	-.7400	.4200
0	160.0000	-.6600	.3200
0	165.0000	-.6750	.2300
0	170.0000	-.8500	.1400
0	175.0000	-.6900	.0550
1	180.0000	0.0000	.0250
	20000.0	NACA 0012 SECTION DATA, EPPLER MODEL, CL, CD, DEC78	
0	0.0000	0.0000	.0245
0	1.0000	.1057	.0247
0	2.0000	.2072	.0251
0	3.0000	.3032	.0259
0	4.0000	.3929	.0270
0	5.0000	.4781	.0282
0	6.0000	-.0298	.0460
0	7.0000	-.1089	.0580
0	8.0000	-.0699	.0720
0	9.0000	-.0198	.0860
0	10.0000	.0320	.1010
0	11.0000	.0856	.1170
0	12.0000	.1894	.1340
0	13.0000	.1934	.1520
0	14.0000	.2474	.1710
0	15.0000	.3014	.1910
0	16.0000	.3554	.2100
0	17.0000	.4087	.2300
0	18.0000	.4620	.2520
0	19.0000	.5147	.2740
0	20.0000	.5663	.2970
0	21.0000	.6184	.3200
0	22.0000	.6709	.3440
0	23.0000	.7238	.3690
0	24.0000	.7765	.3940
0	25.0000	.8297	.4200
0	26.0000	.8831	.4460
0	27.0000	.9365	.4730
0	30.0000	.9150	.5700
0	35.0000	1.0200	.7450
0	40.0000	1.0750	.9200
0	45.0000	1.0850	1.0750
0	50.0000	1.0400	1.2150
0	55.0000	.9650	1.3450
0	60.0000	.8750	1.4700
0	65.0000	.7650	1.5750
0	70.0000	.6500	1.6650

Table 2. (cont)

0	75.0000	.5150	1.7350
0	80.0000	.3700	1.7800
0	85.0000	.2200	1.8000
0	90.0000	.0700	1.8000
0	95.0000	-.0700	1.7800
0	100.0000	-.2200	1.7500
0	105.0000	-.3700	1.7000
0	110.0000	-.5100	1.6350
0	115.0000	-.6250	1.5550
0	120.0000	-.7350	1.4650
0	125.0000	-.8400	1.3500
0	130.0000	-.9100	1.2250
0	135.0000	-.9450	1.0850
0	140.0000	-.9450	.9250
0	145.0000	-.9100	.7550
0	150.0000	-.8500	.5750
0	155.0000	-.7400	.4200
0	160.0000	-.6600	.3200
0	165.0000	-.6750	.2300
0	170.0000	-.8500	.1400
0	175.0000	-.6900	.0550
1	180.0000	0.0000	.0250
	40000.0	NACA 0012 SECTION DATA, EPPLER MODEL, CL, CD, DEC78	
0	0.0000	0.0000	.0175
0	1.0000	.1100	.0177
0	2.0000	.2200	.0181
0	3.0000	.3376	.0189
0	4.0000	.4464	.0199
0	5.0000	.5276	.0218
0	6.0000	.6115	.0232
0	7.0000	-.0212	.0580
0	8.0000	-.0615	.0720
0	9.0000	-.0160	.0860
0	10.0000	.0344	.1010
0	11.0000	.0869	.1170
0	12.0000	.1406	.1340
0	13.0000	.1945	.1520
0	14.0000	.2484	.1710
0	15.0000	.3024	.1900
0	16.0000	.3563	.2100
0	17.0000	.4107	.2310
0	18.0000	.4644	.2520
0	19.0000	.5178	.2740
0	20.0000	.5708	.2970
0	21.0000	.6232	.3200
0	22.0000	.6755	.3440
0	23.0000	.7283	.3690
0	24.0000	.7809	.3940
0	25.0000	.8340	.4200
0	26.0000	.8873	.4450

Table 2. (cont)

0	27.0000	.9407	.4730
0	30.0000	.9150	.5700
0	35.0000	1.0200	.7450
0	40.0000	1.0750	.9200
0	45.0000	1.0850	1.0750
0	50.0000	1.0400	1.2150
0	55.0000	.9650	1.3450
0	60.0000	.8750	1.4700
0	65.0000	.7650	1.5750
0	70.0000	.6500	1.6650
0	75.0000	.5150	1.7350
0	80.0000	.3700	1.7800
0	85.0000	.2200	1.8000
0	90.0000	.0700	1.8000
0	95.0000	-.0700	1.7800
0	100.0000	-.2200	1.7500
0	105.0000	-.3700	1.7000
0	110.0000	-.5100	1.6350
0	115.0000	-.6250	1.5550
0	120.0000	-.7350	1.4650
0	125.0000	-.8400	1.3500
0	130.0000	-.9100	1.2250
0	135.0000	-.9450	1.0850
0	140.0000	-.9450	.9250
0	145.0000	-.9100	.7550
0	150.0000	-.8500	.5750
0	155.0000	-.7400	.4200
0	160.0000	-.6600	.3200
0	165.0000	-.6750	.2300
0	170.0000	-.8500	.1400
0	175.0000	-.6900	.0550
1	180.0000	0.0000	.0250
	80000.0	NACA 0012 SECTION DATA, EPPLER MODEL, CL, CD, DEC78	
0	0.0000	0.0000	.0133
0	1.0000	.1100	.0134
0	2.0000	.2200	.0138
0	3.0000	.3300	.0145
0	4.0000	.4400	.0155
0	5.0000	.5500	.0170
0	6.0000	.6384	.0189
0	7.0000	.7227	.0204
0	8.0000	.6930	.0222
0	9.0000	-.0010	.0600
0	10.0000	.0413	.0600
0	11.0000	.0911	.1170
0	12.0000	.1430	.1340
0	13.0000	.1966	.1520
0	14.0000	.2504	.1710
0	15.0000	.3043	.1900
0	16.0000	.3582	.2100

Table 2. (cont)

0	17.0000	.4139	.2310
0	18.0000	.4689	.2520
0	19.0000	.5232	.2740
0	20.0000	.5770	.2970
0	21.0000	.6305	.3200
0	22.0000	.6839	.3440
0	23.0000	.7373	.3690
0	24.0000	.7902	.3940
0	25.0000	.8432	.4200
0	26.0000	.8963	.4460
0	27.0000	.9496	.4730
0	30.0000	.9150	.5700
0	35.0000	1.0200	.7450
0	40.0000	1.0750	.9200
0	45.0000	1.0850	1.0750
0	50.0000	1.0400	1.2150
0	55.0000	.9650	1.3450
0	60.0000	.8750	1.4700
0	65.0000	.7650	1.5750
0	70.0000	.6500	1.6650
0	75.0000	.5150	1.7350
0	80.0000	.3700	1.7800
0	85.0000	.2200	1.8000
0	90.0000	.0700	1.8000
0	95.0000	-.0700	1.7800
0	100.0000	-.2200	1.7500
0	105.0000	-.3700	1.7000
0	110.0000	-.5100	1.6350
0	115.0000	-.6250	1.5550
0	120.0000	-.7350	1.4650
0	125.0000	-.8400	1.3500
0	130.0000	-.9100	1.2250
0	135.0000	-.9450	1.0850
0	140.0000	-.9450	.9250
0	145.0000	-.9100	.7550
0	150.0000	-.8500	.5750
0	155.0000	-.7400	.4200
0	160.0000	-.6600	.3200
0	165.0000	-.6750	.2300
0	170.0000	-.8500	.1400
0	175.0000	-.6900	.0550
1	180.0000	0.0000	.0250
160000.0 NACA 0012 SECTION DATA, EPPLER MODEL, CL, CD, DEC78			
0	0.0000	0.0000	.0103
0	1.0000	.1100	.0104
0	2.0000	.2200	.0108
0	3.0000	.3300	.0114
0	4.0000	.4400	.0124
0	5.0000	.5500	.0140
0	6.0000	.6600	.0152

Table 2. (cont)

0	7.0000	.7460	.0170
0	8.0000	.8274	.0185
0	9.0000	.8527	.0203
0	10.0000	.1325	.0188
0	11.0000	.1095	.0760
0	12.0000	.1533	.1340
0	13.0000	.2030	.1520
0	14.0000	.2546	.1710
0	15.0000	.3082	.1900
0	16.0000	.3620	.2100
0	17.0000	.4200	.2310
0	18.0000	.4768	.2520
0	19.0000	.5322	.2740
0	20.0000	.5870	.2970
0	21.0000	.6414	.3200
0	22.0000	.6956	.3440
0	23.0000	.7497	.3690
0	24.0000	.8034	.3940
0	25.0000	.8572	.4200
0	26.0000	.9109	.4460
0	27.0000	.9646	.4730
0	30.0000	.9150	.5700
0	35.0000	1.0200	.7450
0	40.0000	1.0750	.9200
0	45.0000	1.0850	1.0750
0	50.0000	1.0400	1.2150
0	55.0000	.9650	1.3450
0	60.0000	.8750	1.4700
0	65.0000	.7650	1.5750
0	70.0000	.6500	1.6650
0	75.0000	.5150	1.7350
0	80.0000	.3700	1.7800
0	85.0000	.2200	1.8000
0	90.0000	.0700	1.8000
0	95.0000	-.0700	1.7800
0	100.0000	-.2200	1.7500
0	105.0000	-.3700	1.7000
0	110.0000	-.5100	1.6350
0	115.0000	-.6250	1.5550
0	120.0000	-.7350	1.4650
0	125.0000	-.8400	1.3500
0	130.0000	-.9100	1.2250
0	135.0000	-.9450	1.0850
0	140.0000	-.9450	.9250
0	145.0000	-.9100	.7550
0	150.0000	-.8500	.5750
0	155.0000	-.7400	.4200
0	160.0000	-.6600	.3200
0	165.0000	-.6750	.2300
0	170.0000	-.8500	.1400

Table 2. (cont)

0	175.0000	-.6900	.0550
1	180.0000	0.0000	.0250
	360000.0	NACA 0012 SECTION DATA, EPPLER MODEL, CL, CD, DEC78	
0	0.0000	0.0000	.0079
0	1.0000	.1100	.0080
0	2.0000	.2200	.0084
0	3.0000	.3300	.0089
0	4.0000	.4400	.0098
0	5.0000	.5500	.0113
0	6.0000	.6600	.0125
0	7.0000	.7700	.0135
0	8.0000	.8542	.0153
0	9.0000	.9352	.0167
0	10.0000	.9811	.0184
0	11.0000	.9132	.0204
0	12.0000	.4832	.0217
0	13.0000	.2759	.0222
0	14.0000	.2893	.1060
0	15.0000	.3306	.1900
0	16.0000	.3792	.2100
0	17.0000	.4455	.2310
0	18.0000	.5047	.2520
0	19.0000	.5591	.2740
0	20.0000	.6120	.2970
0	21.0000	.6643	.3200
0	22.0000	.7179	.3440
0	23.0000	.7715	.3690
0	24.0000	.8246	.3940
0	25.0000	.8780	.4200
0	26.0000	.9313	.4460
0	27.0000	.9846	.4730
0	30.0000	.9150	.5700
0	35.0000	1.0200	.7450
0	40.0000	1.0750	.9200
0	45.0000	1.0850	1.0750
0	50.0000	1.0400	1.2150
0	55.0000	.9650	1.3450
0	60.0000	.8750	1.4700
0	65.0000	.7650	1.5750
0	70.0000	.6500	1.6650
0	75.0000	.5150	1.7350
0	80.0000	.3700	1.7800
0	85.0000	.2200	1.8000
0	90.0000	.0700	1.8000
0	95.0000	-.0700	1.7800
0	100.0000	-.2200	1.7500
0	105.0000	-.3700	1.7000
0	110.0000	-.5100	1.6350
0	115.0000	-.6250	1.5550
0	120.0000	-.7350	1.4650

Table 2. (cont)

0	125.0000	-.8400	1.3500
0	130.0000	-.9100	1.2250
0	135.0000	-.9450	1.0850
0	140.0000	-.9450	.9250
0	145.0000	-.9100	.7550
0	150.0000	-.8500	.5750
0	155.0000	-.7400	.4200
0	160.0000	-.6600	.3200
0	165.0000	-.6750	.2300
0	170.0000	-.8500	.1400
0	175.0000	-.6900	.0550
1	180.0000	0.0000	.0250
	700000.0	NACA 0012 SECTION DATA, EPPLER MODEL, CL, CD, DEC78	
0	0.0000	0.0000	.0067
0	1.0000	.1100	.0068
0	2.0000	.2200	.0070
0	3.0000	.3300	.0075
0	4.0000	.4400	.0083
0	5.0000	.5500	.0097
0	6.0000	.6600	.0108
0	7.0000	.7700	.0118
0	8.0000	.8800	.0128
0	9.0000	.9598	.0144
0	10.0000	1.0343	.0159
0	11.0000	1.0749	.0175
0	12.0000	1.0390	.0195
0	13.0000	.8737	.0216
0	14.0000	.6284	.0236
0	15.0000	.4907	.1170
0	16.0000	.4696	.2100
0	17.0000	.5175	.2300
0	18.0000	.5584	.2520
0	19.0000	.6032	.2740
0	20.0000	.6474	.2970
0	21.0000	.6949	.3200
0	22.0000	.7446	.3440
0	23.0000	.7948	.3690
0	24.0000	.8462	.3940
0	25.0000	.8984	.4200
0	26.0000	.9506	.4460
0	27.0000	1.0029	.4730
0	30.0000	.9150	.5700
0	35.0000	1.0200	.7450
0	40.0000	1.0750	.9200
0	45.0000	1.0850	1.0750
0	50.0000	1.0400	1.2150
0	55.0000	.9650	1.3450
0	60.0000	.8750	1.4700
0	65.0000	.7650	1.5750
0	70.0000	.6500	1.6650

Table 2. (cont)

0	75.0000	.5150	1.7350
0	80.0000	.3700	1.7800
0	85.0000	.2200	1.8000
0	90.0000	.0700	1.8000
0	95.0000	-.0700	1.7800
0	100.0000	-.2200	1.7500
0	105.0000	-.3700	1.7000
0	110.0000	-.5100	1.6350
0	115.0000	-.6250	1.5550
0	120.0000	-.7350	1.4650
0	125.0000	-.8400	1.3500
0	130.0000	-.9100	1.2250
0	135.0000	-.9450	1.0850
0	140.0000	-.9450	.9250
0	145.0000	-.9100	.7550
0	150.0000	-.8500	.5750
0	155.0000	-.7400	.4200
0	160.0000	-.6600	.3200
0	165.0000	-.6750	.2300
0	170.0000	-.8500	.1400
0	175.0000	-.6900	.0550
1	180.0000	0.0000	.0250
1000000.0	NACA 0012 SECTION DATA, EPPLER MODEL, C., CD, DEC78		
0	0.0000	0.0000	.0065
0	1.0000	.1100	.0066
0	2.0000	.2200	.0068
0	3.0000	.3300	.0071
0	4.0000	.4400	.0078
0	5.0000	.5500	.0091
0	6.0000	.6600	.0101
0	7.0000	.7700	.0110
0	8.0000	.8800	.0119
0	9.0000	.9661	.0134
0	10.0000	1.0512	.0147
0	11.0000	1.1097	.0162
0	12.0000	1.1212	.0180
0	13.0000	1.0487	.0200
0	14.0000	.8846	.0222
0	15.0000	.7108	.0245
0	16.0000	.6060	.1280
0	17.0000	.5906	.2310
0	18.0000	.6030	.2520
0	19.0000	.6334	.2740
0	20.0000	.6716	.2970
0	21.0000	.7162	.3200
0	22.0000	.7613	.3440
0	23.0000	.8097	.3690
0	24.0000	.8589	.3940
0	25.0000	.9093	.4200
0	26.0000	.9618	.4460

Table 2. (cont).

0	27.0000	1.0144	.4730
0	30.0000	.9150	.5700
0	35.0000	1.0200	.7450
0	40.0000	1.0750	.9200
0	45.0000	1.0850	1.0750
0	50.0000	1.0400	1.2150
0	55.0000	.9650	1.3450
0	60.0000	.8750	1.4700
0	65.0000	.7650	1.5750
0	70.0000	.6500	1.6650
0	75.0000	.5150	1.7350
0	80.0000	.3700	1.7800
0	85.0000	.2200	1.8000
0	90.0000	.0700	1.8000
0	95.0000	-.0700	1.7800
0	100.0000	-.2200	1.7500
0	105.0000	-.3700	1.7000
0	110.0000	-.5100	1.6350
0	115.0000	-.6250	1.5550
0	120.0000	-.7350	1.4650
0	125.0000	-.8400	1.3500
0	130.0000	-.9100	1.2250
0	135.0000	-.9450	1.0850
0	140.0000	-.9450	.9250
0	145.0000	-.9100	.7550
0	150.0000	-.8500	.5750
0	155.0000	-.7400	.4200
0	160.0000	-.6600	.3200
0	165.0000	-.6750	.2300
0	170.0000	-.8500	.1400
0	175.0000	-.6900	.0550
1	180.0000	0.0000	.0250
2000000.0 NACA 0012 SECTION DATA, EPPLER MODEL, CL, CD, DEC78			
0	0.0000	0.0000	.0064
0	1.0000	.1100	.0064
0	2.0000	.2200	.0066
0	3.0000	.3300	.0069
0	4.0000	.4400	.0073
0	5.0000	.5500	.0081
0	6.0000	.6600	.0090
0	7.0000	.7700	.0097
0	8.0000	.8800	.0105
0	9.0000	.9900	.0113
0	10.0000	1.0727	.0128
0	11.0000	1.1539	.0140
0	12.0000	1.2072	.0155
0	13.0000	1.2169	.0172
0	14.0000	1.1614	.0191
0	15.0000	1.0478	.0213
0	16.0000	.9221	.0237

Table 2. (cont)

0	17.0000	.7826	.1380
0	18.0000	.7163	.2520
0	19.0000	.7091	.2740
0	20.0000	.7269	.2970
0	21.0000	.7595	.3200
0	22.0000	.7981	.3440
0	23.0000	.8429	.3690
0	24.0000	.8882	.3940
0	25.0000	.9352	.4200
0	26.0000	.9842	.4460
0	27.0000	1.0355	.4730
0	30.0000	.9150	.5700
0	35.0000	1.0200	.7450
0	40.0000	1.0750	.9200
0	45.0000	1.0850	1.0750
0	50.0000	1.0400	1.2150
0	55.0000	.9650	1.3450
0	60.0000	.8750	1.4700
0	65.0000	.7650	1.5750
0	70.0000	.6500	1.6650
0	75.0000	.5150	1.7350
0	80.0000	.3700	1.7800
0	85.0000	.2200	1.8000
0	90.0000	.0700	1.8000
0	95.0000	-.0700	1.7800
0	100.0000	-.2200	1.7500
0	105.0000	-.3700	1.7000
0	110.0000	-.5100	1.6350
0	115.0000	-.6250	1.5550
0	120.0000	-.7350	1.4650
0	125.0000	-.8400	1.3500
0	130.0000	-.9100	1.2250
0	135.0000	-.9450	1.0850
0	140.0000	-.9450	.9250
0	145.0000	-.9100	.7550
0	150.0000	-.8500	.5750
0	155.0000	-.7400	.4200
0	160.0000	-.6600	.3200
0	165.0000	-.6750	.2300
0	170.0000	-.8500	.1400
0	175.0000	-.6900	.0550
1	180.0000	0.0000	.0250
5000000.0 NACA 0012 SECTION DATA, EPPLER MODEL, CL, CD, DEC78			
0	0.0000	0.0000	.0064
0	1.0000	.1100	.0064
0	2.0000	.2200	.0066
0	3.0000	.3300	.0068
0	4.0000	.4400	.0072
0	5.0000	.5500	.0076
0	6.0000	.6600	.0081

Table 2. (cont)

0	7.0000	.7700	.0086
0	8.0000	.8800	.0092
0	9.0000	.9900	.0098
0	10.0000	1.1000	.0106
0	11.0000	1.1842	.0118
0	12.0000	1.2673	.0130
0	13.0000	1.3242	.0143
0	14.0000	1.3423	.0159
0	15.0000	1.3093	.0177
0	16.0000	1.2195	.0198
0	17.0000	1.0365	.0229
0	18.0000	.9054	.1480
0	19.0000	.8412	.2740
0	20.0000	.8233	.2970
0	21.0000	.8327	.3200
0	22.0000	.8563	.3440
0	23.0000	.8903	.3690
0	24.0000	.9295	.3940
0	25.0000	.9718	.4200
0	26.0000	1.0193	.4460
0	27.0000	1.0680	.4730
0	30.0000	.9150	.5700
0	35.0000	1.0200	.7450
0	40.0000	1.0750	.9200
0	45.0000	1.0850	1.0750
0	50.0000	1.0400	1.2150
0	55.0000	.9650	1.3450
0	60.0000	.8750	1.4700
0	65.0000	.7650	1.5750
0	70.0000	.6500	1.6650
0	75.0000	.5150	1.7350
0	80.0000	.3700	1.7800
0	85.0000	.2200	1.8000
0	90.0000	.0700	1.8000
0	95.0000	-.0700	1.7800
0	100.0000	-.2200	1.7500
0	105.0000	-.3700	1.7000
0	110.0000	-.5100	1.6350
0	115.0000	-.6250	1.5550
0	120.0000	-.7350	1.4650
0	125.0000	-.8400	1.3500
0	130.0000	-.9100	1.2250
0	135.0000	-.9450	1.0850
0	140.0000	-.9450	.9250
0	145.0000	-.9100	.7550
0	150.0000	-.8500	.5750
0	155.0000	-.7400	.4200
0	160.0000	-.6600	.3200
0	165.0000	-.6750	.2300
0	170.0000	-.8500	.1400

Table 2. (cont)

0	175.0000	-.6900	.0550
1	180.0000	0.0000	.0250
10000000.0 NACA 0012 SECTION DATA, EPPLER MODEL, CL, CD, DEC78			
0	0.0000	0.0000	.0054
0	1.0000	.1100	.0064
0	2.0000	.2200	.0066
0	3.0000	.3300	.0068
0	4.0000	.4400	.0071
0	5.0000	.5500	.0074
0	6.0000	.6600	.0078
0	7.0000	.7700	.0082
0	8.0000	.8800	.0086
0	9.0000	.9900	.0091
0	10.0000	1.1000	.0097
0	11.0000	1.2100	.0104
0	12.0000	1.2906	.0116
0	13.0000	1.3687	.0127
0	14.0000	1.4171	.0141
0	15.0000	1.4214	.0157
0	16.0000	1.2941	.0182
0	17.0000	1.1200	.0210
0	18.0000	.9795	.0241
0	19.0000	.8983	.1610
0	20.0000	.8668	.2970
0	21.0000	.8665	.3200
0	22.0000	.8859	.3440
0	23.0000	.9151	.3690
0	24.0000	.9492	.3940
0	25.0000	.9927	.4200
0	26.0000	1.0371	.4450
0	27.0000	1.0833	.4730
0	30.0000	.9150	.5700
0	35.0000	1.0200	.7450
0	40.0000	1.0750	.9200
0	45.0000	1.0850	1.0750
0	50.0000	1.0400	1.2150
0	55.0000	.9650	1.3450
0	60.0000	.8750	1.4700
0	65.0000	.7650	1.5750
0	70.0000	.6500	1.6650
0	75.0000	.5150	1.7350
0	80.0000	.3700	1.7800
0	85.0000	.2200	1.8000
0	90.0000	.0700	1.8000
0	95.0000	-.0700	1.7800
0	100.0000	-.2200	1.7500
0	105.0000	-.3700	1.7000
0	110.0000	-.5100	1.6350
0	115.0000	-.6250	1.5550
0	120.0000	-.7350	1.4650

Table 2. (cont)

0	125.0000	-.8400	1.3500
0	130.0000	-.9100	1.2250
0	135.0000	-.9450	1.0850
0	140.0000	-.9450	.9250
0	145.0000	-.9100	.7550
0	150.0000	-.8500	.5750
0	155.0000	-.7400	.4200
0	160.0000	-.6600	.3200
0	165.0000	-.6750	.2300
0	170.0000	-.8500	.1400
0	175.0000	-.6900	.0550
2	180.0000	0.0000	.0250

Table 3. Lift and Drag Coefficients for the NACA-0015 Airfoil ($10^4 \leq Re \leq 10^7$)

Re			
10000.0	NACA 0015 SECTION DATA, EPPLER MODEL, CL, CD, DEC 78		
	α	C_l	C_d
0	0.0000	0.0000	.0360
0	1.0000	.0434	.0362
0	2.0000	.0715	.0366
0	3.0000	.0725	.0373
0	4.0000	.0581	.0383
0	5.0000	.0162	.0393
0	6.0000	-.0781	.0400
0	7.0000	-.1517	.0510
0	8.0000	-.1484	.0640
0	9.0000	-.1194	.0770
0	10.0000	-.0791	.0910
0	11.0000	-.0348	.1070
0	12.0000	.0138	.1230
0	13.0000	.0649	.1400
0	14.0000	.1172	.1580
0	15.0000	.1706	.1770
0	16.0000	.2242	.1960
0	17.0000	.2780	.2170
0	18.0000	.3319	.2380
0	19.0000	.3859	.2600
0	20.0000	.4399	.2820
0	21.0000	.4939	.3050
0	22.0000	.5479	.3290
0	23.0000	.6019	.3540
0	24.0000	.6559	.3790
0	25.0000	.7099	.4050
0	26.0000	.7639	.4320
0	27.0000	.8174	.4600
0	30.0000	.8550	.5700
0	35.0000	.9800	.7450
0	40.0000	1.0350	.9200
0	45.0000	1.0500	1.0750
0	50.0000	1.0200	1.2150
0	55.0000	.9550	1.3450
0	60.0000	.8750	1.4700
0	65.0000	.7600	1.5750
0	70.0000	.6300	1.6650
0	75.0000	.5000	1.7350
0	80.0000	.3650	1.7800
0	85.0000	.2300	1.8000
0	90.0000	.0900	1.8000
0	95.0000	-.0500	1.7800
0	100.0000	-.1850	1.7500
0	105.0000	-.3200	1.7000
0	110.0000	-.4500	1.6350
0	115.0000	-.5750	1.5550
0	120.0000	-.6700	1.4650

Table 3. (cont)

0	125.0000	-.7600	1.3500
0	130.0000	-.8500	1.2250
0	135.0000	-.9300	1.0850
0	140.0000	-.9800	.9250
0	145.0000	-.9000	.7550
0	150.0000	-.7700	.5750
0	155.0000	-.6700	.4200
0	160.0000	-.6350	.3200
0	165.0000	-.6800	.2300
0	170.0000	-.8500	.1400
0	175.0000	-.6600	.0550
1	180.0000	0.0000	.0250
	20000.0	NACA 0015 SECTION DATA, EPPLER MODEL, CL, CD, DEC 78	
0	0.0000	0.0000	.0265
0	1.0000	.0891	.0267
0	2.0000	.1740	.0271
0	3.0000	.2452	.0279
0	4.0000	.3041	.0290
0	5.0000	.3359	.0303
0	6.0000	.3001	.0410
0	7.0000	.0570	.0510
0	8.0000	-.1104	.0640
0	9.0000	-.1050	.0770
0	10.0000	-.0728	.0910
0	11.0000	-.0300	.1070
0	12.0000	.0173	.1230
0	13.0000	.0678	.1400
0	14.0000	.1193	.1580
0	15.0000	.1721	.1770
0	16.0000	.2256	.1960
0	17.0000	.2792	.2170
0	18.0000	.3331	.2380
0	19.0000	.3869	.2600
0	20.0000	.4409	.2820
U	21.0000	.4949	.3050
0	22.0000	.5489	.3290
0	23.0000	.6029	.3540
0	24.0000	.6569	.3790
0	25.0000	.7109	.4050
0	26.0000	.7649	.4320
0	27.0000	.8191	.4600
0	30.0000	.8550	.5700
0	35.0000	.9800	.7450
0	40.0000	1.0350	.9200
0	45.0000	1.0500	1.0750
0	50.0000	1.0200	1.2150
0	55.0000	.9550	1.3450
0	60.0000	.8750	1.4700
0	65.0000	.7600	1.5750
0	70.0000	.6300	1.6650

Table 3. (cont)

0	75.0000	.5000	1.7350
0	80.0000	.3650	1.7800
0	85.0000	.2300	1.8000
0	90.0000	.0900	1.8000
0	95.0000	-.0500	1.7800
0	100.0000	-.1850	1.7500
0	105.0000	-.3200	1.7000
0	110.0000	-.4500	1.6350
0	115.0000	-.5750	1.5550
0	120.0000	-.6700	1.4650
0	125.0000	-.7600	1.3500
0	130.0000	-.8500	1.2250
0	135.0000	-.9300	1.0850
0	140.0000	-.9800	.9250
0	145.0000	-.9000	.7550
0	150.0000	-.7700	.5750
0	155.0000	-.6700	.4200
0	160.0000	-.6350	.3200
0	165.0000	-.6800	.2300
0	170.0000	-.8500	.1400
0	175.0000	-.6600	.0550
1	180.0000	0.0000	.0250
	40000.0	NACA 0015 SECTION DATA, EPPLER MODEL, CL, CD, DEC 78	
0	0.0000	0.0000	.0196
0	1.0000	.1054	.0198
0	2.0000	.2099	.0202
0	3.0000	.3078	.0209
0	4.0000	.4017	.0219
0	5.0000	.4871	.0232
0	6.0000	.5551	.0249
0	7.0000	.5730	.0267
0	8.0000	.4663	.0520
0	9.0000	.0433	.0770
0	10.0000	-.0413	.0910
0	11.0000	-.0144	.1070
0	12.0000	.0261	.1230
0	13.0000	.0741	.1400
0	14.0000	.1244	.1580
0	15.0000	.1756	.1770
0	16.0000	.2280	.1960
0	17.0000	.2815	.2170
0	18.0000	.3351	.2380
0	19.0000	.3889	.2600
0	20.0000	.4427	.2820
0	21.0000	.4966	.3050
0	22.0000	.5506	.3290
0	23.0000	.6045	.3540
0	24.0000	.6585	.3790
0	25.0000	.7125	.4050
0	26.0000	.7666	.4320

Table 3. (cont)

0	27.0000	.8222	.4600
0	30.0000	.8550	.5700
0	35.0000	.9800	.7450
0	40.0000	1.0350	.9200
0	45.0000	1.0500	1.0750
0	50.0000	1.0200	1.2150
0	55.0000	.9550	1.3450
0	60.0000	.8750	1.4700
0	65.0000	.7600	1.5750
0	70.0000	.6300	1.6650
0	75.0000	.5000	1.7350
0	80.0000	.3650	1.7800
0	85.0000	.2300	1.8000
0	90.0000	.0900	1.8000
0	95.0000	-.0500	1.7800
0	100.0000	-.1850	1.7500
0	105.0000	-.3200	1.7000
0	110.0000	-.4500	1.6350
0	115.0000	-.5750	1.5550
0	120.0000	-.6700	1.4650
0	125.0000	-.7600	1.3500
0	130.0000	-.8500	1.2250
0	135.0000	-.9300	1.0850
0	140.0000	-.9800	.9250
0	145.0000	-.9000	.7550
0	150.0000	-.7700	.5750
0	155.0000	-.6700	.4200
0	160.0000	-.6350	.3200
0	165.0000	-.6800	.2300
0	170.0000	-.8500	.1400
0	175.0000	-.6600	.0550
1	180.0000	0.0000	.0250
	80000.0	NACA 0015 SECTION DATA, EPPLER MODEL, CL, CD, DEC 78	
0	0.0000	0.0000	.0147
0	1.0000	.1100	.0148
0	2.0000	.2200	.0151
0	3.0000	.3300	.0156
0	4.0000	.4186	.0168
0	5.0000	.5180	.0181
0	6.0000	.6048	.0197
0	7.0000	.6760	.0214
0	8.0000	.7189	.0234
0	9.0000	.6969	.0255
0	10.0000	.5122	.0277
0	11.0000	.1642	.0760
0	12.0000	.0749	.1230
0	13.0000	.0967	.1400
0	14.0000	.1382	.1580
0	15.0000	.1861	.1770
0	16.0000	.2364	.1960

Table 3. (cont)

0	17.0000	.2873	.2170
0	18.0000	.3393	.2380
0	19.0000	.3927	.2600
0	20.0000	.4463	.2820
0	21.0000	.5001	.3050
0	22.0000	.5539	.3290
0	23.0000	.6078	.3540
0	24.0000	.6617	.3790
0	25.0000	.7156	.4050
0	26.0000	.7700	.4320
0	27.0000	.8277	.4600
0	30.0000	.8550	.5700
0	35.0000	.9800	.7450
0	40.0000	1.0350	.9200
0	45.0000	1.0500	1.0750
0	50.0000	1.0200	1.2150
0	55.0000	.9550	1.3450
0	60.0000	.8750	1.4700
0	65.0000	.7600	1.5750
0	70.0000	.6300	1.6650
0	75.0000	.5000	1.7350
0	80.0000	.3650	1.7800
0	85.0000	.2300	1.8000
0	90.0000	.0900	1.8000
0	95.0000	-.0500	1.7800
0	100.0000	-.1850	1.7500
0	105.0000	-.3200	1.7000
0	110.0000	-.4500	1.6350
0	115.0000	-.5750	1.5550
0	120.0000	-.6700	1.4650
0	125.0000	-.7600	1.3500
0	130.0000	-.8500	1.2250
0	135.0000	-.9300	1.0850
0	140.0000	-.9800	.9250
0	145.0000	-.9000	.7550
0	150.0000	-.7700	.5750
0	155.0000	-.6700	.4200
0	160.0000	-.6350	.3200
0	165.0000	-.6800	.2300
0	170.0000	-.8500	.1400
0	175.0000	-.6600	.0550
1	180.0000	0.0000	.0250
	160000.0	NACA 0015 SECTION DATA, EPPLER MODEL, CL, CD, DEC 78	
0	0.0000	0.0000	.0116
0	1.0000	.1100	.0117
0	2.0000	.2200	.0120
0	3.0000	.3300	.0124
0	4.0000	.4400	.0132
0	5.0000	.5500	.0142
0	6.0000	.6299	.0160

Table 3. (cont)

0	7.0000	.7150	.0176
0	8.0000	.7851	.0193
0	9.0000	.8311	.0212
0	10.0000	.8322	.0233
0	11.0000	.7623	.0256
0	12.0000	.5936	.0281
0	13.0000	.3548	.0302
0	14.0000	.2371	.1040
0	15.0000	.2376	.1770
0	16.0000	.2665	.1970
0	17.0000	.3098	.2170
0	18.0000	.3567	.2380
0	19.0000	.4066	.2600
0	20.0000	.4575	.2820
0	21.0000	.5087	.3050
0	22.0000	.5611	.3290
0	23.0000	.6148	.3540
0	24.0000	.6685	.3790
0	25.0000	.7224	.4050
0	26.0000	.7771	.4320
0	27.0000	.8382	.4600
0	30.0000	.8550	.5700
0	35.0000	.9800	.7450
0	40.0000	1.0350	.9200
0	45.0000	1.0500	1.0750
0	50.0000	1.0200	1.2150
0	55.0000	.9550	1.3450
0	60.0000	.8750	1.4700
0	65.0000	.7600	1.5750
0	70.0000	.6300	1.6650
0	75.0000	.5000	1.7350
0	80.0000	.3650	1.7800
0	85.0000	.2300	1.8000
0	90.0000	.0900	1.8000
0	95.0000	-.0500	1.7800
0	100.0000	-.1850	1.7500
0	105.0000	-.3200	1.7000
0	110.0000	-.4500	1.6350
0	115.0000	-.5750	1.5550
0	120.0000	-.6700	1.4650
0	125.0000	-.7600	1.3500
0	130.0000	-.8500	1.2250
0	135.0000	-.9300	1.0850
0	140.0000	-.9800	.9250
0	145.0000	-.9000	.7550
0	150.0000	-.7700	.5750
0	155.0000	-.6700	.4200
0	160.0000	-.6350	.3200
0	165.0000	-.6800	.2300
0	170.0000	-.8500	.1400

Table 3. (cont)

0	175.0000	-.6600	.0550
1	180.0000	0.0000	.0250
	360000.0	NACA 0015 SECTION DATA, EPPLER MODEL, CL, CD, DEC 78	
0	0.0000	0.0000	.0091
0	1.0000	.1100	.0092
0	2.0000	.2200	.0094
0	3.0000	.3300	.0098
0	4.0000	.4400	.0105
0	5.0000	.5500	.0114
0	6.0000	.6600	.0126
0	7.0000	.7390	.0143
0	8.0000	.8240	.0157
0	9.0000	.8946	.0173
0	10.0000	.9440	.0191
0	11.0000	.9572	.0211
0	12.0000	.9285	.0233
0	13.0000	.8562	.0257
0	14.0000	.7483	.0283
0	15.0000	.6350	.0312
0	16.0000	.5384	.1240
0	17.0000	.4851	.2170
0	18.0000	.4782	.2380
0	19.0000	.4908	.2600
0	20.0000	.5247	.2820
0	21.0000	.5616	.3050
0	22.0000	.6045	.3290
0	23.0000	.6528	.3540
0	24.0000	.7015	.3790
0	25.0000	.7511	.4050
0	26.0000	.8055	.4320
0	27.0000	.8788	.4600
0	30.0000	.8550	.5700
0	35.0000	.9800	.7450
0	40.0000	1.0350	.9200
0	45.0000	1.0500	1.0750
0	50.0000	1.0200	1.2150
0	55.0000	.9550	1.3450
0	60.0000	.8750	1.4700
0	65.0000	.7600	1.5750
0	70.0000	.6300	1.6650
0	75.0000	.5000	1.7350
0	80.0000	.3650	1.7800
0	85.0000	.2300	1.8000
0	90.0000	.0900	1.8000
0	95.0000	-.0500	1.7800
0	100.0000	-.1850	1.7500
0	105.0000	-.3200	1.7000
0	110.0000	-.4500	1.6350
0	115.0000	-.5750	1.5550
0	120.0000	-.6700	1.4650

Table 3. (cont)

0	125.0000	-.7600	1.3500
0	130.0000	-.8500	1.2250
0	135.0000	-.9300	1.0850
0	140.0000	-.9800	.9250
0	145.0000	-.9000	.7550
0	150.0000	-.7700	.5750
0	155.0000	-.6700	.4200
0	160.0000	-.6350	.3200
0	165.0000	-.6800	.2300
0	170.0000	-.8500	.1400
0	175.0000	-.6600	.0550
1	180.0000	0.0000	.0250
700000.0 NACA 0015 SECTION DATA, EPPLER MODEL, CL, CD, DEC 78			
0	0.0000	0.0000	.0077
0	1.0000	.1100	.0078
0	2.0000	.2200	.0080
0	3.0000	.3300	.0083
0	4.0000	.4400	.0089
0	5.0000	.5500	.0098
0	6.0000	.6600	.0108
0	7.0000	.7483	.0122
0	8.0000	.8442	.0135
0	9.0000	.9260	.0149
0	10.0000	.9937	.0164
0	11.0000	1.0363	.0182
0	12.0000	1.0508	.0200
0	13.0000	1.0302	.0221
0	14.0000	.9801	.0244
0	15.0000	.9119	.0269
0	16.0000	.8401	.0297
0	17.0000	.7777	.1340
0	18.0000	.7305	.2380
0	19.0000	.7041	.2600
0	20.0000	.6990	.2820
0	21.0000	.7097	.3050
0	22.0000	.7298	.3290
0	23.0000	.7593	.3540
0	24.0000	.7961	.3790
0	25.0000	.8353	.4050
0	26.0000	.8838	.4320
0	27.0000	.9473	.4600
0	30.0000	.8550	.5700
0	35.0000	.9800	.7450
0	40.0000	1.0350	.9200
0	45.0000	1.0500	1.0750
0	50.0000	1.0200	1.2150
0	55.0000	.9550	1.3450
0	60.0000	.8750	1.4700
0	65.0000	.7600	1.5750
0	70.0000	.6300	1.6650

Table 3. (cont)

0	75.0000	.5000	1.7350
0	80.0000	.3650	1.7800
0	85.0000	.2300	1.8000
0	90.0000	.0900	1.8000
0	95.0000	-.0500	1.7800
0	100.0000	-.1850	1.7500
0	105.0000	-.3200	1.7000
0	110.0000	-.4500	1.6350
0	115.0000	-.5750	1.5550
0	120.0000	-.6700	1.4650
0	125.0000	-.7600	1.3500
0	130.0000	-.8500	1.2250
0	135.0000	-.9300	1.0850
0	140.0000	-.9800	.9250
0	145.0000	-.9000	.7550
0	150.0000	-.7700	.5750
0	155.0000	-.6700	.4200
0	160.0000	-.6350	.3200
0	165.0000	-.6800	.2300
0	170.0000	-.8500	.1400
0	175.0000	-.6600	.0550
1	180.0000	0.0000	.0250
1000000.0 NACA 0015 SECTION DATA, EPPLER MODEL, C ₂ , C _D , DEC 78			
0	0.0000	0.0000	.0074
0	1.0000	.1100	.0075
0	2.0000	.2200	.0076
0	3.0000	.3300	.0079
0	4.0000	.4400	.0083
0	5.0000	.5500	.0091
0	6.0000	.6600	.0101
0	7.0000	.7700	.0111
0	8.0000	.8504	.0126
0	9.0000	.9387	.0138
0	10.0000	1.0141	.0152
0	11.0000	1.0686	.0168
0	12.0000	1.0971	.0186
0	13.0000	1.0957	.0205
0	14.0000	1.0656	.0225
0	15.0000	1.0145	.0249
0	16.0000	.9567	.0275
0	17.0000	.8996	.0303
0	18.0000	.8566	.0340
0	19.0000	.8226	.0260
0	20.0000	.8089	.0282
0	21.0000	.8063	.0305
0	22.0000	.8189	.0329
0	23.0000	.8408	.0354
0	24.0000	.8668	.0379
0	25.0000	.9023	.0405
0	26.0000	.9406	.0432

Table 3. (cont)

0	27.0000	.9912	.4600
0	30.0000	.8550	.5700
0	35.0000	.9800	.7450
0	40.0000	1.0350	.9200
0	45.0000	1.0500	1.0750
0	50.0000	1.0200	1.2150
0	55.0000	.9550	1.3450
0	60.0000	.8750	1.4700
0	65.0000	.7600	1.5750
0	70.0000	.6300	1.6650
0	75.0000	.5000	1.7350
0	80.0000	.3650	1.7800
0	85.0000	.2300	1.8000
0	90.0000	.0900	1.8000
0	95.0000	-.0500	1.7800
0	100.0000	-.1850	1.7500
0	105.0000	-.3200	1.7000
0	110.0000	-.4500	1.6350
0	115.0000	-.5750	1.5550
0	120.0000	-.6700	1.4650
0	125.0000	-.7600	1.3500
0	130.0000	-.8500	1.2250
0	135.0000	-.9300	1.0850
0	140.0000	-.9800	.9250
0	145.0000	-.9000	.7550
0	150.0000	-.7700	.5750
0	155.0000	-.6700	.4200
0	160.0000	-.6350	.3200
0	165.0000	-.6800	.2300
0	170.0000	-.8500	.1400
0	175.0000	-.6600	.0550
1	180.0000	0.0000	.0250
2000000.0 NACA 0015 SECTION DATA, EPPLER MODEL, -CL, CD, DEC 78			
0	0.0000	0.0000	.0070
0	1.0000	.1100	.0071
0	2.0000	.2200	.0072
0	3.0000	.3300	.0075
0	4.0000	.4400	.0078
0	5.0000	.5500	.0083
0	6.0000	.6600	.0090
0	7.0000	.7700	.0098
0	8.0000	.8800	.0108
0	9.0000	.9574	.0121
0	10.0000	1.0433	.0133
0	11.0000	1.1138	.0146
0	12.0000	1.1667	.0161
0	13.0000	1.1948	.0177
0	14.0000	1.1962	.0195
0	15.0000	1.1744	.0215
0	16.0000	1.1356	.0237

Table 3. (cont)

0	17.0000	1.0921	.0261
0	18.0000	1.0510	.0288
0	19.0000	1.0173	.1550
0	20.0000	.9954	.2820
0	21.0000	.9837	.3050
0	22.0000	.9827	.3290
0	23.0000	.9910	.3540
0	24.0000	1.0078	.3790
0	25.0000	1.0317	.4050
0	26.0000	1.0591	.4320
0	27.0000	1.0810	.4600
0	30.0000	.8550	.5700
0	35.0000	.9800	.7450
0	40.0000	1.0350	.9200
0	45.0000	1.0500	1.0750
0	50.0000	1.0200	1.2150
0	55.0000	.9550	1.3450
0	60.0000	.8750	1.4700
0	65.0000	.7600	1.5750
0	70.0000	.6300	1.6650
0	75.0000	.5000	1.7350
0	80.0000	.3650	1.7800
0	85.0000	.2300	1.8000
0	90.0000	.0900	1.8000
0	95.0000	-.0500	1.7800
0	100.0000	-.1850	1.7500
0	105.0000	-.3200	1.7000
0	110.0000	-.4500	1.6350
0	115.0000	-.5750	1.5550
0	120.0000	-.6700	1.4650
0	125.0000	-.7600	1.3500
0	130.0000	-.8500	1.2250
0	135.0000	-.9300	1.0850
0	140.0000	-.9800	.9250
0	145.0000	-.9000	.7550
0	150.0000	-.7700	.5750
0	155.0000	-.6700	.4200
0	160.0000	-.6350	.3200
0	165.0000	-.6800	.2300
0	170.0000	-.8500	.1400
0	175.0000	-.6600	.0550
1	180.0000	0.0000	.0250
5000000.0 NACA 0015 SECTION DATA, EPPLER MODEL, CL, CD, DEC 78			
0	0.0000	0.0000	.0068
0	1.0000	.1100	.0069
0	2.0000	.2200	.0070
0	3.0000	.3300	.0073
0	4.0000	.4400	.0075
0	5.0000	.5500	.0080
0	6.0000	.6600	.0084

Table 3. (cont)

0	7.0000	.7700	.0089
0	8.0000	.8800	.0095
0	9.0000	.9900	.0102
0	10.0000	1.0685	.0113
0	11.0000	1.1553	.0124
0	12.0000	1.2290	.0136
0	13.0000	1.2847	.0149
0	13.0000	1.2847	.0149
0	14.0000	1.3187	.0164
0	15.0000	1.3298	.0180
0	16.0000	1.3186	.0198
0	17.0000	1.2917	.0218
0	18.0000	1.2576	.0240
0	19.0000	1.2242	.0265
0	20.0000	1.1965	.1660
0	21.0000	1.1771	.3050
0	22.0000	1.1647	.3290
0	23.0000	1.1611	.3540
0	24.0000	1.1563	.3790
0	25.0000	1.1322	.4050
0	26.0000	1.1268	.4320
0	27.0000	1.1397	.4600
0	30.0000	.8550	.5700
0	35.0000	.9800	.7450
0	40.0000	1.0350	.9200
0	45.0000	1.0500	1.0750
0	50.0000	1.0200	1.2150
0	55.0000	.9550	1.3450
0	60.0000	.8750	1.4700
0	65.0000	.7600	1.5750
0	70.0000	.6300	1.6650
0	75.0000	.5000	1.7350
0	80.0000	.3650	1.7800
0	85.0000	-.2300	1.8000
0	90.0000	.0900	1.8000
0	95.0000	-.0500	1.7800
0	100.0000	-.1850	1.7500
0	105.0000	-.3200	1.7000
0	110.0000	-.4500	1.6350
0	115.0000	-.5750	1.5550
0	120.0000	-.6700	1.4650
0	125.0000	-.7600	1.3500
0	130.0000	-.8500	1.2250
0	135.0000	-.9300	1.0850
0	140.0000	-.9800	.9250
0	145.0000	-.9000	.7550
0	150.0000	-.7700	.5750
0	155.0000	-.6700	.4200
0	160.0000	-.6350	.3200
0	165.0000	-.6800	.2300

Table 3. (cont)

0	170.0000	-.8500	.1400
0	175.0000	-.6600	.0550
1	180.0000	0.0000	.0250
10000000.0	NACA 0015 SECTION DATA, EPPLER MODEL, CL, CD, DEC 78		
0	0.0000	0.0000	.0068
0	1.0000	.1100	.0068
0	2.0000	.2200	.0069
0	3.0000	.3300	.0071
0	4.0000	.4400	.0074
0	5.0000	.5500	.0077
0	6.0000	.6600	.0081
0	7.0000	.7700	.0086
0	8.0000	.8800	.0090
0	9.0000	.9900	.0096
0	10.0000	1.1000	.0103
0	11.0000	1.1749	.0114
0	12.0000	1.2591	.0123
0	13.0000	1.3300	.0134
0	14.0000	1.3825	.0147
0	15.0000	1.4136	.0161
0	16.0000	1.4233	.0176
0	17.0000	1.4136	.0194
0	18.0000	1.3897	.0213
0	19.0000	1.3608	.0234
0	20.0000	1.3325	.0257
0	21.0000	1.3077	.01770
0	22.0000	1.2767	.03290
0	23.0000	1.1981	.03540
0	24.0000	1.1538	.03790
0	25.0000	1.1380	.04050
0	26.0000	1.1374	.04320
0	27.0000	1.1519	.04600
0	30.0000	.8550	.05700
0	35.0000	.9800	.07450
0	40.0000	1.0350	.09200
0	45.0000	1.0500	1.0750
0	50.0000	1.0200	1.2150
0	55.0000	.9550	1.3450
0	60.0000	.8750	1.4700
0	65.0000	.7600	1.5750
0	70.0000	.6300	1.6650
0	75.0000	.5000	1.7350
0	80.0000	.3650	1.7800
0	85.0000	.2300	1.8000
0	90.0000	.0900	1.8000
0	95.0000	-.0500	1.7800
0	100.0000	-.1850	1.7500
0	105.0000	-.3200	1.7000
0	110.0000	-.4500	1.6350
0	115.0000	-.5750	1.5550

Table 3. (cont)

0	120.0000	-.6700	1.4650
0	125.0000	-.7600	1.3500
0	130.0000	-.8500	1.2250
0	135.0000	-.9300	1.0850
0	140.0000	-.9800	.9250
0	145.0000	-.9000	.7550
0	150.0000	-.7700	.5750
0	155.0000	-.6700	.4200
0	160.0000	-.6350	.3200
0	165.0000	-.6800	.2300
0	170.0000	-.8500	.1400
0	175.0000	-.6600	.0550
2	180.0000	0.0000	.0250

Table 4. Lift and Drag Coefficients for the NACA-0018 Airfoil ($10^4 \leq Re \leq 5 \times 10^6$)

Re	NACA 0018 SECTION DATA, EPPLER MODEL, CL, CD, JAN 79		
	α	C_L	C_D
0	0.0000	0.0000	.0385
0	1.0000	-.0045	.0387
0	2.0000	-.0154	.0391
0	3.0000	-.0233	.0399
0	4.0000	-.0368	.0410
0	5.0000	-.0577	.0425
0	6.0000	-.0839	.0443
0	7.0000	-.1182	.0463
0	8.0000	-.1501	.0489
0	9.0000	-.1584	.0525
0	10.0000	-.1423	.0574
0	11.0000	-.1125	.0800
0	12.0000	-.0767	.1230
0	14.0000	.0085	.1580
0	16.0000	.1051	.1960
0	18.0000	.2070	.2380
0	20.0000	.3111	.2820
0	22.0000	.4172	.3290
0	25.0000	.5775	.4050
0	30.0000	.8550	.5700
0	35.0000	.9800	.7450
0	40.0000	1.0350	.9200
0	45.0000	1.0500	1.0750
0	50.0000	1.0200	1.2150
0	55.0000	.9550	1.3450
0	60.0000	.8750	1.4700
0	65.0000	.7600	1.5750
0	70.0000	.6300	1.6650
0	75.0000	.5000	1.7350
0	80.0000	.3650	1.7800
0	85.0000	.2300	1.8000
0	90.0000	.0900	1.8000
0	95.0000	-.0500	1.7800
0	100.0000	-.1850	1.7500
0	105.0000	-.3200	1.7000
0	110.0000	-.4500	1.6350
0	115.0000	-.5750	1.5550
0	120.0000	-.6700	1.4650
0	125.0000	-.7600	1.3500
0	130.0000	-.8500	1.2250
0	135.0000	-.9300	1.0850
0	140.0000	-.9800	.9250
0	145.0000	-.9000	.7550
0	150.0000	-.7700	.5750
0	155.0000	-.6700	.4200

Table 4. (cont)

0	160.0000	-.6350	.3200
0	165.0000	-.6800	.2300
0	170.0000	-.8500	.1400
0	175.0000	-.6600	.0550
1	180.0000	0.0000	.0250
	20000.0	NACA 0018 SECTION DATA, EPPLER MODEL, CL, CD, JAN 79	
0	0.0000	0.0000	.0286
0	1.0000	.0607	.0288
0	2.0000	.1135	.0292
0	3.0000	.1550	.0299
0	4.0000	.1788	.0310
0	5.0000	.1788	.0323
0	6.0000	.1582	.0339
0	7.0000	.1161	.0358
0	8.0000	.0214	.0376
0	9.0000	-.0682	.0396
0	10.0000	-.1003	.0630
0	12.0000	-.0602	.1230
0	14.0000	.0172	.1580
0	16.0000	.1114	.1960
0	18.0000	.2120	.2380
0	20.0000	.3151	.2820
0	22.0000	.4198	.3290
0	25.0000	.5798	.4050
0	30.0000	.8550	.5700
0	35.0000	.9800	.7450
0	40.0000	1.0350	.9200
0	45.0000	1.0500	1.0750
0	50.0000	1.0200	1.2150
0	55.0000	.9550	1.3450
0	60.0000	.8750	1.4700
0	65.0000	.7600	1.5750
0	70.0000	.6300	1.6650
0	75.0000	.5000	1.7350
0	80.0000	.3650	1.7800
0	85.0000	.2300	1.8000
0	90.0000	.0900	1.8000
0	95.0000	-.0500	1.7800
0	100.0000	-.1850	1.7500
0	105.0000	-.3200	1.7000
0	110.0000	-.4500	1.6350
0	115.0000	-.5750	1.5550
0	120.0000	-.6700	1.4650
0	125.0000	-.7600	1.3500
0	130.0000	-.8500	1.2250
0	135.0000	-.9300	1.0850
0	140.0000	-.9800	.9250
0	145.0000	-.9000	.7550
0	150.0000	-.7700	.5750
0	155.0000	-.6700	.4200

Table 4. (cont)

0	160.0000	-.6350	.3200
0	165.0000	-.6800	.2300
0	170.0000	-.8500	.1400
0	175.0000	-.6600	.0550
1	180.0000	0.0000	.0250
	40000.0	NACA 0018 SECTION DATA, EPPLER MODEL, CL, CD, JAN 79	
0	0.0000	0.0000	.0214
0	1.0000	.0936	.0215
0	2.0000	.1833	.0219
0	3.0000	.2688	.0225
0	4.0000	.3495	.0235
0	5.0000	.4117	.0247
0	6.0000	.4573	.0263
0	7.0000	.4758	.0282
0	8.0000	.4428	.0303
0	9.0000	.3544	.0327
0	10.0000	.2108	.0620
0	12.0000	.0139	.1230
0	14.0000	.0489	.1580
0	16.0000	.1287	.1960
0	18.0000	.2228	.2380
0	20.0000	.3236	.2820
0	22.0000	.4265	.3290
0	25.0000	.5840	.4050
0	30.0000	.8550	.5700
0	35.0000	.9800	.7450
0	40.0000	1.0350	.9200
0	45.0000	1.0500	1.0750
0	50.0000	1.0200	1.2150
0	55.0000	.9550	1.3450
0	60.0000	.8750	1.4700
0	65.0000	.7600	1.5750
0	70.0000	.6300	1.6650
0	75.0000	.5000	1.7350
0	80.0000	.3650	1.7800
0	85.0000	.2300	1.8000
0	90.0000	.0900	1.8000
0	95.0000	-.0500	1.7800
0	100.0000	-.1850	1.7500
0	105.0000	-.3200	1.7000
0	110.0000	-.4500	1.6350
0	115.0000	-.5750	1.5550
0	120.0000	-.6700	1.4650
0	125.0000	-.7600	1.3500
0	130.0000	-.8500	1.2250
0	135.0000	-.9300	1.0850
0	140.0000	-.9800	.9250
0	145.0000	-.9000	.7550
0	150.0000	-.7700	.5750
0	155.0000	-.6700	.4200

Table 4. (cont)

0	160.0000	-.6350	.3200
0	165.0000	-.6800	.2300
0	170.0000	-.8500	.1400
0	175.0000	-.6600	.0550
1	180.0000	0.0000	.0250
	80000.0	NACA 0018 SECTION DATA, EPPLER MODEL, CL, CD, JAN 79	
0	0.0000	0.0000	.0162
0	1.0000	.0889	.0163
0	2.0000	.1935	.0167
0	3.0000	.2924	.0172
0	4.0000	.3880	.0181
0	5.0000	.4753	.0192
0	6.0000	.5615	.0206
0	7.0000	.6224	.0223
0	8.0000	.6589	.0242
0	9.0000	.6606	.0264
0	10.0000	.6248	.0288
0	11.0000	.5531	.0315
0	12.0000	.4408	.0800
0	14.0000	.2256	.1580
0	16.0000	.2027	.1960
0	18.0000	.2603	.2380
0	20.0000	.3472	.2820
0	22.0000	.4430	.3290
0	25.0000	.5963	.4050
0	30.0000	.8550	.5700
0	35.0000	.9800	.7450
0	40.0000	1.0350	.9200
0	45.0000	1.0500	1.0750
0	50.0000	1.0200	1.2150
0	55.0000	.9550	1.3450
0	60.0000	.8750	1.4700
0	65.0000	.7600	1.5750
0	70.0000	.6300	1.6650
0	75.0000	.5000	1.7350
0	80.0000	.3650	1.7800
0	85.0000	.2300	1.8000
0	90.0000	.0900	1.8000
0	95.0000	-.0500	1.7800
0	100.0000	-.1850	1.7500
0	105.0000	-.3200	1.7000
0	110.0000	-.4500	1.6350
0	115.0000	-.5750	1.5550
0	120.0000	-.6700	1.4650
0	125.0000	-.7600	1.3500
0	130.0000	-.8500	1.2250
0	135.0000	-.9300	1.0850
0	140.0000	-.9800	.9250
0	145.0000	-.9000	.7550
0	150.0000	-.7700	.5750

Table 4. (cont)

0	155.0000	-.6700	.4200
0	160.0000	-.6350	.3200
0	165.0000	-.6800	.2300
0	170.0000	-.8500	.1400
0	175.0000	-.6600	.0550
1	180.0000	0.0000	.0250
160000.0 NACA 0018 SECTION DATA, EPPLER MODEL, CL, CD, JAN 79			
0	0.0000	0.0000	.0128
0	1.0000	.1100	.0129
0	2.0000	.2200	.0131
0	3.0000	.3088	.0137
0	4.0000	.4114	.0144
0	5.0000	.5068	.0153
0	6.0000	.5960	.0166
0	7.0000	.6724	.0181
0	8.0000	.7373	.0198
0	9.0000	.7781	.0217
0	10.0000	.7949	.0238
0	11.0000	.7852	.0262
0	12.0000	.7488	.0288
0	13.0000	.6923	.0770
0	14.0000	.6237	.1580
0	15.0000	.4896	.1960
0	18.0000	.4202	.2380
0	20.0000	.4382	.2820
0	22.0000	.5026	.3290
0	25.0000	.6321	.4050
0	30.0000	.8550	.5700
0	35.0000	.9800	.7450
0	40.0000	1.0350	.9200
0	45.0000	1.0500	1.0750
0	50.0000	1.0200	1.2150
0	55.0000	.9550	1.3450
0	60.0000	.8750	1.4700
0	65.0000	.7600	1.5750
0	70.0000	.6300	1.6650
0	75.0000	.5000	1.7350
0	80.0000	.3650	1.7800
0	85.0000	.2300	1.8000
0	90.0000	.0900	1.8000
0	95.0000	-.0500	1.7800
0	100.0000	-.1850	1.7500
0	105.0000	-.3200	1.7000
0	110.0000	-.4500	1.6350
0	115.0000	-.5750	1.5550
0	120.0000	-.6700	1.4650
0	125.0000	-.7600	1.3500
0	130.0000	-.8500	1.2250
0	135.0000	-.9300	1.0850
0	140.0000	-.9800	.9250

Table 4. (cont)

0	145.0000	-.9000	.7550
0	150.0000	-.7700	.5750
0	155.0000	-.6700	.4200
0	160.0000	-.6350	.3200
0	165.0000	-.6800	.2300
0	170.0000	-.8500	.1400
0	175.0000	-.6600	.0550
1	180.0000	0.0000	.0250
	360000.0	NACA 0018 SECTION DATA, EPPLER MODEL, CL, CD, JAN 79	
0	0.0000	0.0000	.0101
0	1.0000	.1100	.0102
0	2.0000	.2200	.0104
0	3.0000	.3300	.0107
0	4.0000	.4400	.0112
0	5.0000	.5240	.0121
0	6.0000	.6228	.0132
0	7.0000	.7100	.0145
0	8.0000	.7879	.0159
0	9.0000	.8526	.0176
0	10.0000	.8983	.0194
0	11.0000	.9249	.0213
0	12.0000	.9279	.0235
0	13.0000	.9104	.0259
0	14.0000	.8803	.0294
0	16.0000	.8007	.1960
0	18.0000	.7319	.2380
0	20.0000	.6997	.2820
0	22.0000	.7050	.3290
0	25.0000	.7724	.4050
0	30.0000	.8550	.5700
0	35.0000	.9800	.7450
0	40.0000	1.0350	.9200
0	45.0000	1.0500	1.0750
0	50.0000	1.0200	1.2150
0	55.0000	.9550	1.3450
0	60.0000	.8750	1.4700
0	65.0000	.7600	1.5750
0	70.0000	.6300	1.6650
0	75.0000	.5000	1.7350
0	80.0000	.3650	1.7800
0	85.0000	.2300	1.8000
0	90.0000	.0900	1.8000
0	95.0000	-.0500	1.7800
0	100.0000	-.1850	1.7500
0	105.0000	-.3200	1.7000
0	110.0000	-.4500	1.6350
0	115.0000	-.5750	1.5550
0	120.0000	-.6700	1.4650
0	125.0000	-.7600	1.3500
0	130.0000	-.8500	1.2250

Table 4. (cont)

0	135.0000	-.9300	1.0850
0	140.0000	-.9800	.9250
0	145.0000	-.9000	.7550
0	150.0000	-.7700	.5750
0	155.0000	-.6700	.4200
0	160.0000	-.6350	.3200
0	165.0000	-.6800	.2300
0	170.0000	-.8500	.1400
0	175.0000	-.6600	.0550
1	180.0000	0.0000	.0250
700000.0 NACA 0018 SECTION DATA, EPPLER MODEL, CL, CD, JAN 79			
0	0.0000	0.0000	.0085
0	1.0000	.1100	.0087
0	2.0000	.2200	.0088
0	3.0000	.3300	.0091
0	4.0000	.4400	.0096
0	5.0000	.5500	.0102
0	6.0000	.6328	.0112
0	7.0000	.7291	.0123
0	8.0000	.8156	.0136
0	9.0000	.8904	.0150
0	10.0000	.9541	.0166
0	11.0000	.9973	.0183
0	12.0000	1.0245	.0202
0	13.0000	1.0289	.0223
0	14.0000	1.0175	.0245
0	15.0000	.9938	.1020
0	16.0000	.9648	.1960
0	18.0000	.9150	.2380
0	20.0000	.8877	.2820
0	22.0000	.8867	.3290
0	25.0000	.9326	.4050
0	30.0000	.8550	.5700
0	35.0000	.9800	.7450
0	40.0000	1.0350	.9200
0	45.0000	1.0500	1.0750
0	50.0000	1.0200	1.2150
0	55.0000	.9550	1.3450
0	60.0000	.8750	1.4700
0	65.0000	.7600	1.5750
0	70.0000	.6300	1.6650
0	75.0000	.5000	1.7350
0	80.0000	.3650	1.7800
0	85.0000	.2300	1.8000
0	90.0000	.0900	1.8000
0	95.0000	-.0500	1.7800
0	100.0000	-.1850	1.7500
0	105.0000	-.3200	1.7000
0	110.0000	-.4500	1.6350
0	115.0000	-.5750	1.5550

Table 4. (cont)

0	120.0000	-.6700	1.4650
0	125.0000	-.7600	1.3500
0	130.0000	-.8500	1.2250
0	135.0000	-.9300	1.0850
0	140.0000	-.9800	.9250
0	145.0000	-.9000	.7550
0	150.0000	-.7700	.5750
0	155.0000	-.6700	.4200
0	160.0000	-.6350	.3200
0	165.0000	-.6800	.2300
0	170.0000	-.8500	.1400
0	175.0000	-.6600	.0550
1	180.0000	0.0000	.0250
	1000000.0	NACA 0018 SECTION DATA, EPPLER MODEL, CL, CD, JAN 79	
0	0.0000	0.0000	.0082
0	1.0000	.1100	.0082
0	2.0000	.2200	.0083
0	3.0000	.3300	.0086
0	4.0000	.4400	.0089
0	5.0000	.5500	.0095
0	6.0000	.6600	.0102
0	7.0000	.7362	.0115
0	8.0000	.8256	.0126
0	9.0000	.9067	.0139
0	10.0000	.9751	.0154
0	11.0000	1.0284	.0170
0	12.0000	1.0664	.0187
0	13.0000	1.0804	.0206
0	14.0000	1.0793	.0227
0	15.0000	1.0624	.0251
0	16.0000	1.0402	.1080
0	18.0000	.9959	.2380
0	20.0000	.9707	.2820
0	22.0000	.9696	.3290
0	25.0000	1.0107	.4050
0	30.0000	.8550	.5700
0	35.0000	.9800	.7450
0	40.0000	1.0350	.9200
0	45.0000	1.0500	1.0750
0	50.0000	1.0200	1.2150
0	55.0000	.9550	1.3450
0	60.0000	.8750	1.4700
0	65.0000	.7600	1.5750
0	70.0000	.6300	1.6650
0	75.0000	.5000	1.7350
0	80.0000	.3650	1.7800
0	85.0000	.2300	1.8000
0	90.0000	.0900	1.8000
0	95.0000	-.0500	1.7800
0	100.0000	-.1850	1.7500

Table 4. (cont)

0	105.0000	-.3200	1.7000
0	110.0000	-.4500	1.6350
0	115.0000	-.5750	1.5550
0	120.0000	-.6700	1.4650
0	125.0000	-.7600	1.3500
0	130.0000	-.8500	1.2250
0	135.0000	-.9300	1.0850
0	140.0000	-.9800	.9250
0	145.0000	-.9000	.7550
0	150.0000	-.7700	.5750
0	155.0000	-.6700	.4200
0	160.0000	-.6350	.3200
0	165.0000	-.6800	.2300
0	170.0000	-.8500	.1400
0	175.0000	-.6600	.0550
1	180.0000	0.0000	.0250
2000000.0 NACA 0018 SECTION DATA, EPPLER MODEL, CL, CD, JAN 79			
0	0.0000	0.0000	.0077
0	1.0000	.1100	.0077
0	2.0000	.2200	.0078
0	3.0000	.3300	.0080
0	4.0000	.4400	.0084
0	5.0000	.5500	.0087
0	6.0000	.6600	.0093
0	7.0000	.7449	.0101
0	8.0000	.8439	.0111
0	9.0000	.9314	.0122
0	10.0000	1.0111	.0134
0	11.0000	1.0772	.0148
0	12.0000	1.1296	.0163
0	13.0000	1.1662	.0179
0	14.0000	1.1813	.0197
0	15.0000	1.1813	.0218
0	16.0000	1.1695	.0240
0	17.0000	1.1550	.1200
0	18.0000	1.1383	.2380
0	20.0000	1.1172	.2820
0	22.0000	1.1127	.3290
0	25.0000	1.1468	.4050
0	30.0000	.8550	.5700
0	35.0000	.9800	.7450
0	40.0000	1.0350	.9200
0	45.0000	1.0500	1.0750
0	50.0000	1.0200	1.2150
0	55.0000	.9550	1.3450
0	60.0000	.8750	1.4700
0	65.0000	.7600	1.5750
0	70.0000	.6300	1.6650
0	75.0000	.5000	1.7350
0	80.0000	.3650	1.7800

Table 4. (cont)

0	85.0000	.2300	1.8000
0	90.0000	.0900	1.8000
0	95.0000	-.0500	1.7800
0	100.0000	-.1850	1.7500
0	105.0000	-.3200	1.7000
0	110.0000	-.4500	1.6350
0	115.0000	-.5750	1.5550
0	120.0000	-.6700	1.4650
0	125.0000	-.7600	1.3500
0	130.0000	-.8500	1.2250
0	135.0000	-.9300	1.0850
0	140.0000	-.9800	.9250
0	145.0000	-.9000	.7550
0	150.0000	-.7700	.5750
0	155.0000	-.6700	.4200
0	160.0000	-.6350	.3200
0	165.0000	-.6800	.2300
0	170.0000	-.8500	.1400
0	175.0000	-.6600	.0550
1	180.0000	0.0000	.0250
5000000.0 NACA 0018 SECTION DATA, EPPLER MODEL, CL, CD, JAN 79			
0	0.0000	0.0000	.0073
0	1.0000	.1100	.0073
0	2.0000	.2200	.0075
0	3.0000	.3300	.0077
0	4.0000	.4400	.0079
0	5.0000	.5500	.0083
0	6.0000	.6600	.0087
0	7.0000	.7700	.0093
0	8.0000	.8538	.0100
0	9.0000	.9525	.0108
0	10.0000	1.0404	.0117
0	11.0000	1.1211	.0128
0	12.0000	1.1884	.0140
0	13.0000	1.2430	.0153
0	14.0000	1.2808	.0168
0	15.0000	1.3004	.0185
0	16.0000	1.3067	.0203
0	17.0000	1.3038	.0223
0	18.0000	1.2960	.0244
0	19.0000	1.2853	.1400
0	20.0000	1.2768	.2820
0	22.0000	1.2714	.3290
0	25.0000	1.2925	.4050
0	30.0000	.8550	.5700
0	35.0000	.9800	.7450
0	40.0000	1.0350	.9200
0	45.0000	1.0500	1.0750
0	50.0000	1.0200	1.2150
0	55.0000	.9550	1.3450

Table 4. (cont)

0	60.0000	.8750	1.4700
0	65.0000	.7600	1.5750
0	70.0000	.6300	1.6650
0	75.0000	.5000	1.7350
0	80.0000	.3650	1.7800
0	85.0000	.2300	1.8000
0	90.0000	.0900	1.8000
0	95.0000	-.0500	1.7800
0	100.0000	-.1850	1.7500
0	105.0000	-.3200	1.7000
0	110.0000	-.4500	1.6350
0	115.0000	-.5750	1.5550
0	120.0000	-.6700	1.4650
0	125.0000	-.7600	1.3500
0	130.0000	-.8500	1.2250
0	135.0000	-.9300	1.0850
0	140.0000	-.9800	.9250
0	145.0000	-.9000	.7550
0	150.0000	-.7700	.5750
0	155.0000	-.6700	.4200
0	160.0000	-.6350	.3200
0	165.0000	-.6800	.2300
0	170.0000	-.8500	.1400
0	175.0000	-.6600	.0550
2	180.0000	0.0000	.0250

Table 5. Lift and Drag Coefficients for the NACA-0021 Airfoil ($10^4 \leq Re \leq 5 \times 10^6$)

Re			
10000.0	NACA 0021 SECTION DATA, EPPLER MODEL, CL, CD, JAN 79		
α	C_L	C_D	
0	0.0000	0.0000	.0413
0	1.0000	-.0320	.0414
0	2.0000	-.0631	.0420
0	3.0000	-.0854	.0429
0	4.0000	-.0995	.0441
0	5.0000	-.1156	.0459
0	6.0000	-.1240	.0480
0	7.0000	-.1400	.0507
0	8.0000	-.1475	.0538
0	9.0000	-.1581	.0575
0	10.0000	-.1581	.0750
0	12.0000	-.1276	.1230
0	14.0000	-.0658	.1580
0	16.0000	.0123	.1960
0	18.0000	.1035	.2380
0	20.0000	.2006	.2820
0	22.0000	.3002	.3290
0	25.0000	.4539	.4050
0	30.0000	.8550	.5700
0	35.0000	.9800	.7450
0	40.0000	1.0350	.9200
0	45.0000	1.0500	1.0750
0	50.0000	1.0200	1.2150
0	55.0000	.9550	1.3450
0	60.0000	.8750	1.4700
0	65.0000	.7600	1.5750
0	70.0000	.6300	1.6650
0	75.0000	.5000	1.7350
0	80.0000	.3650	1.7800
0	85.0000	.2300	1.8000
0	90.0000	.0900	1.8000
0	95.0000	-.0500	1.7800
0	100.0000	-.1850	1.7500
0	105.0000	-.3200	1.7000
0	110.0000	-.4500	1.6350
0	115.0000	-.5750	1.5550
0	120.0000	-.6700	1.4650
0	125.0000	-.7600	1.3500
0	130.0000	-.8500	1.2250
0	135.0000	-.9300	1.0850
0	140.0000	-.9800	.9250
0	145.0000	-.9000	.7550
0	150.0000	-.7700	.5750
0	155.0000	-.6700	.4200
0	160.0000	-.6350	.3200

Table 5. (cont)

0	165.0000	-.6800	.2300
0	170.0000	-.8500	.1400
0	175.0000	-.6600	.0550
1	180.0000	0.0000	.0250
	20000.0	NACA 0021 SECTION DATA, EPPLER MODEL, CL, CD, JAN 79	
0	0.0000	0.0000	.0309
0	1.0000	.0243	.0310
0	2.0000	.0393	.0314
0	3.0000	.0472	.0321
0	4.0000	.0619	.0332
0	5.0000	.0505	.0345
0	6.0000	.0475	.0362
0	7.0000	.0266	.0382
0	8.0000	.0120	.0407
0	9.0000	-.0190	.0435
0	10.0000	-.0506	.0700
0	12.0000	-.0713	.1230
0	14.0000	-.0362	.1580
0	16.0000	.0331	.1960
0	18.0000	.1180	.2380
0	20.0000	.2124	.2820
0	22.0000	.3103	.3290
0	25.0000	.4618	.4050
0	30.0000	.8550	.5700
0	35.0000	.9800	.7450
0	40.0000	1.0350	.9200
0	45.0000	1.0500	1.0750
0	50.0000	1.0200	1.2150
0	55.0000	.9550	1.3450
0	60.0000	.8750	1.4700
0	65.0000	.7600	1.5750
0	70.0000	.6300	1.6650
0	75.0000	.5000	1.7350
0	80.0000	.3650	1.7800
0	85.0000	.2300	1.8000
0	90.0000	.0900	1.8000
0	95.0000	-.0500	1.7800
0	100.0000	-.1850	1.7500
0	105.0000	-.3200	1.7000
0	110.0000	-.4500	1.6350
0	115.0000	-.5750	1.5550
0	120.0000	-.6700	1.4650
0	125.0000	-.7600	1.3500
0	130.0000	-.8500	1.2250
0	135.0000	-.9300	1.0850
0	140.0000	-.9800	.9250
0	145.0000	-.9000	.7550
0	150.0000	-.7700	.5750
0	155.0000	-.6700	.4200
0	160.0000	-.6350	.3200

Table 5. (cont)

0	165.0000	-.6800	.2300
0	170.0000	-.8500	.1400
0	175.0000	-.6600	.0550
1	180.0000	0.0000	.0250
	40000.0	NACA 0021 SECTION DATA, EPPLER MODEL, CL, CD, JAN 79	
0	0.0000	0.0000	.0232
0	1.0000	.0752	.0233
0	2.0000	.1465	.0237
0	3.0000	.2103	.0243
0	4.0000	.2730	.0253
0	5.0000	.3086	.0264
0	5.0000	.3382	.0279
0	7.0000	.3427	.0297
0	8.0000	.3420	.0319
0	9.0000	.3162	.0343
0	10.0000	.2691	.0620
0	12.0000	.1660	.1230
0	14.0000	.0833	.1580
0	16.0000	.0981	.1960
0	18.0000	.1619	.2380
0	20.0000	.2414	.2820
0	22.0000	.3345	.3290
0	25.0000	.4802	.4050
0	30.0000	.8550	.5700
0	35.0000	.9800	.7450
0	40.0000	1.0350	.9200
0	45.0000	1.0500	1.0750
0	50.0000	1.0200	1.2150
0	55.0000	.9550	1.3450
0	60.0000	.8750	1.4700
0	65.0000	.7600	1.5750
0	70.0000	.6300	1.6650
0	75.0000	.5000	1.7350
0	80.0000	.3650	1.7800
0	85.0000	.2300	1.8000
0	90.0000	.0900	1.8000
0	95.0000	-.0500	1.7800
0	100.0000	-.1850	1.7500
0	105.0000	-.3200	1.7000
0	110.0000	-.4500	1.6350
0	115.0000	-.5750	1.5550
0	120.0000	-.6700	1.4650
0	125.0000	-.7600	1.3500
0	130.0000	-.8500	1.2250
0	135.0000	-.9300	1.0850
0	140.0000	-.9800	.9250
0	145.0000	-.9000	.7550
0	150.0000	-.7700	.5750
0	155.0000	-.6700	.4200
0	160.0000	-.6350	.3200

Table 5. (cont)

0	165.0000	-.6800	.2300
0	170.0000	-.8500	.1400
0	175.0000	-.6600	.0550
1	180.0000	0.0000	.0250
	80000.0	NACA 0021 SECTION DATA, EPPLER MODEL, CL, CD, JAN 79	
0	0.0000	0.0000	.0177
0	1.0000	.0921	.0178
0	2.0000	.1839	.0181
0	3.0000	.2731	.0186
0	4.0000	.3564	.0194
0	5.0000	.4324	.0204
0	6.0000	.4953	.0217
0	7.0000	.5445	.0233
0	8.0000	.5751	.0252
0	9.0000	.5874	.0273
0	10.0000	.5780	.0297
0	11.0000	.5564	.0700
0	12.0000	.5228	.1230
0	14.0000	.4296	.1580
0	16.0000	.3499	.1960
0	18.0000	.3221	.2380
0	20.0000	.3475	.2820
0	22.0000	.4091	.3290
0	25.0000	.5297	.4050
0	30.0000	.8550	.5700
0	35.0000	.9800	.7450
0	40.0000	1.0350	.9200
0	45.0000	1.0500	1.0750
0	50.0000	1.0200	1.2150
0	55.0000	.9550	1.3450
0	60.0000	.8750	1.4700
0	65.0000	.7600	1.5750
0	70.0000	.6300	1.6650
0	75.0000	.5000	1.7350
0	80.0000	.3650	1.7800
0	85.0000	.2300	1.8000
0	90.0000	.0900	1.8000
0	95.0000	-.0500	1.7800
0	100.0000	-.1850	1.7500
0	105.0000	-.3200	1.7000
0	110.0000	-.4500	1.6350
0	115.0000	-.5750	1.5550
0	120.0000	-.6700	1.4650
0	125.0000	-.7600	1.3500
0	130.0000	-.8500	1.2250
0	135.0000	-.9300	1.0850
0	140.0000	-.9800	.9250
0	145.0000	-.9000	.7550
0	150.0000	-.7700	.5750
0	155.0000	-.6700	.4200

Table 5. (cont)

0	160.0000	-.6350	.3200
0	165.0000	-.6800	.2300
0	170.0000	-.8500	.1400
0	175.0000	-.6600	.0550
1	180.0000	0.0000	.0250
	160000.0	NACA 0021 SECTION DATA, EPPLER MODEL, CL, CD, JAN 79	
0	0.0000	0.0000	.0139
0	1.0000	.0842	.0140
0	2.0000	.1879	.0143
0	3.0000	.2861	.0148
0	4.0000	.3800	.0155
0	5.0000	.4687	.0163
0	6.0000	.5486	.0174
0	7.0000	.6209	.0187
0	8.0000	.6745	.0204
0	9.0000	.7148	.0222
0	10.0000	.7374	.0243
0	11.0000	.7443	.0266
0	12.0000	.7363	.0292
0	13.0000	.7255	.0860
0	14.0000	.6993	.1580
0	16.0000	.6487	.1960
0	18.0000	.6098	.2380
0	20.0000	.5920	.2820
0	22.0000	.5023	.3290
0	25.0000	.6664	.4050
0	30.0000	.8550	.5700
0	35.0000	.9800	.7450
0	40.0000	1.0350	.9200
0	45.0000	1.0500	1.0750
0	50.0000	1.0200	1.2150
0	55.0000	.9550	1.3450
0	60.0000	.8750	1.4700
0	65.0000	.7600	1.5750
0	70.0000	.6300	1.6650
0	75.0000	.5000	1.7350
0	80.0000	.3650	1.7800
0	85.0000	.2300	1.8000
0	90.0000	.0900	1.8000
0	95.0000	-.0500	1.7800
0	100.0000	-.1850	1.7500
0	105.0000	-.3200	1.7000
0	110.0000	-.4500	1.6350
0	115.0000	-.5750	1.5550
0	120.0000	-.6700	1.4650
0	125.0000	-.7600	1.3500
0	130.0000	-.8500	1.2250
0	135.0000	-.9300	1.0850
0	140.0000	-.9800	.9250
0	145.0000	-.9000	.7550

Table 5. (cont)

0	150.0000	-.7700	.5750
0	155.0000	-.6700	.4200
0	160.0000	-.6350	.3200
0	165.0000	-.6800	.2300
0	170.0000	-.8500	.1400
0	175.0000	-.6600	.0550
1	180.0000	0.0000	.0250
	360000.0	NACA 0021 SECTION DATA, EPPLER MODEL, CL, CD, JAN 79	
0	0.0000	0.0000	.0111
0	1.0000	.1100	.0111
0	2.0000	.2200	.0113
0	3.0000	.3024	.0117
0	4.0000	.4044	.0122
0	5.0000	.4998	.0129
0	6.0000	.5891	.0138
0	7.0000	.6728	.0149
0	8.0000	.7434	.0163
0	9.0000	.8026	.0178
0	10.0000	.8500	.0195
0	11.0000	.8779	.0215
0	12.0000	.8938	.0237
0	13.0000	.8973	.0260
0	14.0000	.8937	.0286
0	15.0000	.8840	.1040
0	16.0000	.8717	.1960
0	18.0000	.8489	.2380
0	20.0000	.8397	.2820
0	22.0000	.8453	.3290
0	25.0000	.8866	.4050
0	30.0000	.8550	.5700
0	35.0000	.9800	.7450
0	40.0000	1.0350	.9200
0	45.0000	1.0500	1.0750
0	50.0000	1.0200	1.2150
0	55.0000	.9550	1.3450
0	60.0000	.8750	1.4700
0	65.0000	.7600	1.5750
0	70.0000	.6300	1.6650
0	75.0000	.5000	1.7350
0	80.0000	.3650	1.7800
0	85.0000	.2300	1.8000
0	90.0000	.0900	1.8000
0	95.0000	-.0500	1.7800
0	100.0000	-.1850	1.7500
0	105.0000	-.3200	1.7000
0	110.0000	-.4500	1.6350
0	115.0000	-.5750	1.5550
0	120.0000	-.6700	1.4650
0	125.0000	-.7600	1.3500
0	130.0000	-.8500	1.2250

Table 5. (cont)

0	135.0000	-.9300	1.0850
0	140.0000	-.9800	.9250
0	145.0000	-.9000	.7550
0	150.0000	-.7700	.5750
0	155.0000	-.6700	.4200
0	160.0000	-.6350	.3200
0	165.0000	-.6800	.2300
0	170.0000	-.8500	.1400
0	175.0000	-.6600	.0550
1	180.0000	0.0000	.0250
	700000.0	NACA 0021 SECTION DATA, EPPLER MODEL, CL, CD, JAN 79	
0	0.0000	0.0000	.0094
0	1.0000	.1100	.0094
0	2.0000	.2200	.0096
0	3.0000	.3300	.0098
0	4.0000	.4128	.0103
0	5.0000	.5146	.0109
0	6.0000	.6100	.0117
0	7.0000	.6988	.0126
0	8.0000	.7802	.0138
0	9.0000	.8498	.0152
0	10.0000	.9091	.0166
0	11.0000	.9543	.0184
0	12.0000	.9843	.0202
0	13.0000	1.0020	.0223
0	14.0000	1.0122	.0244
0	15.0000	1.0106	.0269
0	16.0000	1.0056	.0293
0	17.0000	.9973	.1250
0	18.0000	.9911	.2380
0	20.0000	.9858	.2820
0	22.0000	.9940	.3290
0	25.0000	1.0350	.4050
0	30.0000	.8550	.5700
0	35.0000	.9800	.7450
0	40.0000	1.0350	.9200
0	45.0000	1.0500	1.0750
0	50.0000	1.0200	1.2150
0	55.0000	.9550	1.3450
0	60.0000	.8750	1.4700
0	65.0000	.7600	1.5750
0	70.0000	.6300	1.6650
0	75.0000	.5000	1.7350
0	80.0000	.3650	1.7800
0	85.0000	.2300	1.8000
0	90.0000	.0900	1.8000
0	95.0000	-.0500	1.7800
0	100.0000	-.1850	1.7500
0	105.0000	-.3200	1.7000
0	110.0000	-.4500	1.6350

Table 5. (cont)

0	115.0000	-.5750	1.5550
0	120.0000	-.6700	1.4650
0	125.0000	-.7600	1.3500
0	130.0000	-.8500	1.2250
0	135.0000	-.9300	1.0850
0	140.0000	-.9800	.9250
0	145.0000	-.9000	.7550
0	150.0000	-.7700	.5750
0	155.0000	-.6700	.4200
0	160.0000	-.6350	.3200
0	165.0000	-.6800	.2300
0	170.0000	-.8500	.1400
0	175.0000	-.6600	.0550
1	180.0000	0.0000	.0250
1000000.0 NACA 0021 SECTION DATA, EPPLER MODEL, CL, CD, JAN 79			
0	0.0000	0.0000	.0089
0	1.0000	.1100	.0089
0	2.0000	.2200	.0090
0	3.0000	.3300	.0092
0	4.0000	.4400	.0096
0	5.0000	.5192	.0101
0	6.0000	.6191	.0108
0	7.0000	.7102	.0117
0	8.0000	.7939	.0128
0	9.0000	.8694	.0140
0	10.0000	.9364	.0154
0	11.0000	.9862	.0170
0	12.0000	1.0257	.0187
0	13.0000	1.0492	.0206
0	14.0000	1.0657	.0226
0	15.0000	1.0709	.0248
0	16.0000	1.0690	.0273
0	17.0000	1.0641	.0300
0	19.0000	1.0588	.1350
0	20.0000	1.0554	.2820
0	22.0000	1.0644	.3290
0	25.0000	1.1018	.4050
0	30.0000	.8550	.5700
0	35.0000	.9800	.7450
0	40.0000	1.0350	.9200
0	45.0000	1.0500	1.0750
0	50.0000	1.0200	1.2150
0	55.0000	.9550	1.3450
0	60.0000	.8750	1.4700
0	65.0000	.7600	1.5750
0	70.0000	.6300	1.6650
0	75.0000	.5000	1.7350
0	80.0000	.3650	1.7800
0	85.0000	.2300	1.8000
0	90.0000	.0900	1.8000

Table 5. (cont)

0	95.0000	-.0500	1.7800
0	100.0000	-.1850	1.7500
0	105.0000	-.3200	1.7000
0	110.0000	-.4500	1.6350
0	115.0000	-.5750	1.5550
0	120.0000	-.6700	1.4650
0	125.0000	-.7600	1.3500
0	130.0000	-.8500	1.2250
0	135.0000	-.9300	1.0850
0	140.0000	-.9800	.9250
0	145.0000	-.9000	.7550
0	150.0000	-.7700	.5750
0	155.0000	-.6700	.4200
0	160.0000	-.6350	.3200
0	165.0000	-.6800	.2300
0	170.0000	-.8500	.1400
0	175.0000	-.6600	.0550
1	180.0000	0.0000	.0250
2000000.0 NACA 0021 SECTION DATA, EPPLER MODEL, CL, CD, JAN 79			
0	0.0000	0.0000	.0082
0	1.0000	.1100	.0083
0	2.0000	.2200	.0084
0	3.0000	.3300	.0086
0	4.0000	.4400	.0089
0	5.0000	.5500	.0092
0	6.0000	.6268	.0098
0	7.0000	.7254	.0105
0	8.0000	.8143	.0114
0	9.0000	.8986	.0124
0	10.0000	.9739	.0135
0	11.0000	1.0398	.0148
0	12.0000	1.0906	.0162
0	13.0000	1.1305	.0179
0	14.0000	1.1580	.0196
0	15.0000	1.1747	.0215
0	16.0000	1.1823	.0236
0	17.0000	1.1824	.0260
0	18.0000	1.1814	.0285
0	19.0000	1.1797	.1450
0	20.0000	1.1812	.2820
0	22.0000	1.1893	.3290
0	25.0000	1.2230	.4050
0	30.0000	.8550	.5700
0	35.0000	.9800	.7450
0	40.0000	1.0350	.9200
0	45.0000	1.0500	1.0750
0	50.0000	1.0200	1.2150
0	55.0000	.9550	1.3450
0	60.0000	.8750	1.4700
0	65.0000	.7600	1.5750

Table 5. (cont)

0	70.0000	.6300	1.6650
0	75.0000	.5000	1.7350
0	80.0000	.3650	1.7800
0	85.0000	.2300	1.8000
0	90.0000	.0900	1.8000
0	95.0000	-.0500	1.7800
0	100.0000	-.1850	1.7500
0	105.0000	-.3200	1.7000
0	110.0000	-.4500	1.6350
0	115.0000	-.5750	1.5550
0	120.0000	-.6700	1.4650
0	125.0000	-.7600	1.3500
0	130.0000	-.8500	1.2250
0	135.0000	-.9300	1.0850
0	140.0000	-.9800	.9250
0	145.0000	-.9000	.7550
0	150.0000	-.7700	.5750
0	155.0000	-.6700	.4200
0	160.0000	-.6350	.3200
0	165.0000	-.6800	.2300
0	170.0000	-.8500	.1400
0	175.0000	-.6600	.0550
1	180.0000	0.0000	.0250
5000000.0	NACA 0021 SECTION DATA, EPPLER MODEL, CL, CD, JAN 79		
0	0.0000	0.0000	.0078
0	1.0000	.1100	.0078
0	2.0000	.2200	.0079
0	3.0000	.3300	.0081
0	4.0000	.4400	.0083
0	5.0000	.5500	.0086
0	6.0000	.6600	.0091
0	7.0000	.7354	.0097
0	8.0000	.8334	.0104
0	9.0000	.9222	.0112
0	10.0000	1.0049	.0121
0	11.0000	1.0787	.0132
0	12.0000	1.1453	.0143
0	13.0000	1.1979	.0156
0	14.0000	1.2410	.0170
0	15.0000	1.2680	.0186
0	16.0000	1.2860	.0205
0	17.0000	1.2977	.0224
0	18.0000	1.3031	.0245
0	19.0000	1.3066	.0268
0	20.0000	1.3054	.0293
0	22.0000	1.3130	.3290
0	25.0000	1.3476	.4050
0	30.0000	.8550	.5700
0	35.0000	.9800	.7450
0	40.0000	1.0350	.9200

Table 5. (cont)

0	45.0000	1.0500	1.0750
0	50.0000	1.0200	1.2150
0	55.0000	.9550	1.3450
0	60.0000	.8750	1.4700
0	65.0000	.7600	1.5750
0	70.0000	.6300	1.6650
0	75.0000	.5000	1.7350
0	80.0000	.3650	1.7800
0	85.0000	.2300	1.8000
0	90.0000	.0900	1.8000
0	95.0000	-.0500	1.7800
0	100.0000	-.1850	1.7500
0	105.0000	-.3200	1.7000
0	110.0000	-.4500	1.6350
0	115.0000	-.5750	1.5550
0	120.0000	-.6700	1.4650
0	125.0000	-.7600	1.3500
0	130.0000	-.8500	1.2250
0	135.0000	-.9300	1.0850
0	140.0000	-.9800	.9250
0	145.0000	-.9000	.7550
0	150.0000	-.7700	.5750
0	155.0000	-.6700	.4200
0	160.0000	-.6350	.3200
0	165.0000	-.6800	.2300
0	170.0000	-.8500	.1400
0	175.0000	-.6600	.0550
2	180.0000	0.0000	.0250

Table 6. Lift and Drag Coefficients for the NACA-0025 Airfoil ($10^4 \leq Re \leq 5 \times 10^6$)

Re			
10000.0	NACA 0025 SECTION DATA, EPPLER MODEL, CL, CD, JAN 79		
	α	C_l	C_d
0	0.0000	0.0000	.0455
0	1.0000	-.0434	.0457
0	2.0000	-.0807	.0463
0	3.0000	-.1151	.0474
0	4.0000	-.1403	.0488
0	5.0000	-.1585	.0508
0	6.0000	-.1723	.0532
0	7.0000	-.1799	.0562
0	8.0000	-.1797	.0597
0	9.0000	-.1776	.0638
0	10.0000	-.1747	.0686
0	11.0000	-.1647	.0820
0	12.0000	-.1512	.1230
0	14.0000	-.1134	.1580
0	16.0000	-.0604	.1960
0	19.0000	.0082	.2380
0	20.0000	.0883	.2820
0	22.0000	.1785	.3290
0	25.0000	.3205	.4050
0	30.0000	.8550	.5700
0	35.0000	.9800	.7450
0	40.0000	1.0350	.9200
0	45.0000	1.0500	1.0750
0	50.0000	1.0200	1.2150
0	55.0000	.9550	1.3450
0	60.0000	.8750	1.4700
0	65.0000	.7600	1.5750
0	70.0000	.6300	1.6650
0	75.0000	.5000	1.7350
0	80.0000	.3650	1.7800
0	85.0000	.2300	1.8000
0	90.0000	.0900	1.8000
0	95.0000	-.0500	1.7800
0	100.0000	-.1850	1.7500
0	105.0000	-.3200	1.7000
0	110.0000	-.4500	1.6350
0	115.0000	-.5750	1.5550
0	120.0000	-.6700	1.4650
0	125.0000	-.7600	1.3500
0	130.0000	-.8500	1.2250
0	135.0000	-.9300	1.0850
0	140.0000	-.9800	.9250
0	145.0000	-.9000	.7550
0	150.0000	-.7700	.5750
0	155.0000	-.6700	.4200

Table 6. (cont)

0	160.0000	-.6350	.3200
0	165.0000	-.6800	.2300
0	170.0000	-.8500	.1400
0	175.0000	-.6600	.0550
1	180.0000	0.0000	.0250
	20000.0	NACA 0025 SECTION DATA, EPPLER MODEL, CL, CD, JAN 79	
0	0.0000	0.0000	.0341
0	1.0000	-.0223	.0342
0	2.0000	-.0376	.0346
0	3.0000	-.0509	.0354
0	4.0000	-.0550	.0365
0	5.0000	-.0589	.0379
0	6.0000	-.0650	.0397
0	7.0000	-.0690	.0419
0	8.0000	-.0683	.0445
0	9.0000	-.0653	.0476
0	10.0000	-.0635	.0511
0	11.0000	-.0607	.0810
0	12.0000	-.0572	.1230
0	14.0000	-.0377	.1580
0	16.0000	-.0027	.1960
0	18.0000	.0512	.2380
0	20.0000	.1213	.2820
0	22.0000	.2071	.3290
0	25.0000	.3435	.4050
0	30.0000	.8550	.5700
0	35.0000	.9800	.7450
0	40.0000	1.0350	.9200
0	45.0000	1.0500	1.0750
0	50.0000	1.0200	1.2150
0	55.0000	.9550	1.3450
0	60.0000	.8750	1.4700
0	65.0000	.7600	1.5750
0	70.0000	.6300	1.6650
0	75.0000	.5000	1.7350
0	80.0000	.3650	1.7800
0	85.0000	.2300	1.8000
0	90.0000	.0900	1.8000
0	95.0000	-.0500	1.7800
0	100.0000	-.1850	1.7500
0	105.0000	-.3200	1.7000
0	110.0000	-.4500	1.6350
0	115.0000	-.5750	1.5550
0	120.0000	-.6700	1.4650
0	125.0000	-.7600	1.3500
0	130.0000	-.8500	1.2250
0	135.0000	-.9300	1.0850
0	140.0000	-.9800	.9250
0	145.0000	-.9000	.7550
0	150.0000	-.7700	.5750

Table 6. (cont)

0	155.0000	-.6700	.4200
0	160.0000	-.6350	.3200
0	165.0000	-.6800	.2300
0	170.0000	-.8500	.1400
0	175.0000	-.6600	.0550
1	180.0000	0.0000	.0250
	40000.0	VACA 0025	SECTION DATA, EPPLER MODEL, CL, CD, JAN 79
0	0.0000	0.0000	.0258
0	1.0000	.0411	.0259
0	2.0000	.0821	.0263
0	3.0000	.1167	.0269
0	4.0000	.1479	.0278
0	5.0000	.1693	.0290
0	6.0000	.1778	.0304
0	7.0000	.1856	.0322
0	8.0000	.1929	.0343
0	9.0000	.1942	.0367
0	10.0000	.1915	.0396
0	11.0000	.1889	.0428
0	12.0000	.1813	.0850
0	14.0000	.1753	.1580
0	16.0000	.1669	.1960
0	18.0000	.1824	.2380
0	20.0000	.2183	.2820
0	22.0000	.2843	.3290
0	25.0000	.4026	.4050
0	30.0000	.8550	.5700
0	35.0000	.9800	.7450
0	40.0000	1.0350	.9200
0	45.0000	1.0500	1.0750
0	50.0000	1.0200	1.2150
0	55.0000	.9550	1.3450
0	60.0000	.8750	1.4700
0	65.0000	.7600	1.5750
0	70.0000	.6300	1.6650
0	75.0000	.5000	1.7350
0	80.0000	.3650	1.7800
0	85.0000	.2300	1.8000
0	90.0000	.0900	1.8000
0	95.0000	-.0500	1.7800
0	100.0000	-.1850	1.7500
0	105.0000	-.3200	1.7000
0	110.0000	-.4500	1.6350
0	115.0000	-.5750	1.5550
0	120.0000	-.6700	1.4650
0	125.0000	-.7600	1.3500
0	130.0000	-.8500	1.2250
0	135.0000	-.9300	1.0850
0	140.0000	-.9800	.9250
0	145.0000	-.9000	.7550

Table 6. (cont)

0	150.0000	-.7700	.5750
0	155.0000	-.6700	.4200
0	160.0000	-.6350	.3200
0	165.0000	-.6800	.2300
0	170.0000	-.8500	.1400
0	175.0000	-.6600	.0550
1	180.0000	0.0000	.0250
	80000.0	NACA 0025 SECTION DATA, EPPLER MODEL, CL, CD, JAN 79	
0	0.0000	0.0000	.0197
0	1.0000	.0743	.0198
0	2.0000	.1487	.0201
0	3.0000	.2198	.0207
0	4.0000	.2832	.0214
0	5.0000	.3413	.0224
0	6.0000	.3866	.0236
0	7.0000	.4215	.0250
0	8.0000	.4503	.0268
0	9.0000	.4656	.0288
0	10.0000	.4749	.0311
0	11.0000	.4797	.0338
0	12.0000	.4783	.0368
0	13.0000	.4754	.0401
0	14.0000	.4713	.1010
0	16.0000	.4588	.1960
0	18.0000	.4522	.2380
0	20.0000	.4547	.2820
0	22.0000	.4826	.3290
0	25.0000	.5574	.4050
0	30.0000	.8550	.5700
0	35.0000	.9800	.7450
0	40.0000	1.0350	.9200
0	45.0000	1.0500	1.0750
0	50.0000	1.0200	1.2150
0	55.0000	.9550	1.3450
0	60.0000	.8750	1.4700
0	65.0000	.7600	1.5750
0	70.0000	.6300	1.6650
0	75.0000	.5000	1.7350
0	80.0000	.3650	1.7800
0	85.0000	.2300	1.8000
0	90.0000	.0900	1.8000
0	95.0000	-.0500	1.7800
0	100.0000	-.1850	1.7500
0	105.0000	-.3200	1.7000
0	110.0000	-.4500	1.6350
0	115.0000	-.5750	1.5550
0	120.0000	-.6700	1.4650
0	125.0000	-.7600	1.3500
0	130.0000	-.8500	1.2250
0	135.0000	-.9300	1.0850

Table 6. (cont)

0	140.0000	-.9800	.9250
0	145.0000	-.9000	.7550
0	150.0000	-.7700	.5750
0	155.0000	-.6700	.4200
0	160.0000	-.6350	.3200
0	165.0000	-.6800	.2300
0	170.0000	-.8500	.1400
0	175.0000	-.6600	.0550
1	180.0000	0.0000	.0250
	160000.0	NACA 0025 SECTION DATA, EPPLER MODEL, CL, CD, JAN 79	
0	0.0000	0.0000	.0155
0	1.0000	.0875	.0156
0	2.0000	.1745	.0158
0	3.0000	.2613	.0163
0	4.0000	.3400	.0169
0	5.0000	.4170	.0177
0	6.0000	.4831	.0187
0	7.0000	.5263	.0201
0	8.0000	.5916	.0213
0	9.0000	.6271	.0230
0	10.0000	.6539	.0250
0	11.0000	.6720	.0272
0	12.0000	.6811	.0296
0	13.0000	.6866	.0324
0	14.0000	.6886	.0355
0	15.0000	.6906	.0389
0	16.0000	.6921	.0426
0	17.0000	.6935	.0466
0	18.0000	.6945	.0510
0	19.0000	.7006	.0558
0	20.0000	.7069	.0610
0	21.0000	.7164	.0668
0	22.0000	.7289	.0730
0	23.0000	.7421	.0796
0	24.0000	.7605	.0870
0	25.0000	.7840	.0947
0	26.0000	.8047	.1029
0	27.0000	.8306	.1117
0	30.0000	.8550	.1570
0	35.0000	.9800	.2450
0	40.0000	1.0350	.3200
0	45.0000	1.0500	.3750
0	50.0000	1.0200	.4150
0	55.0000	.9550	.4450
0	60.0000	.8750	.4700
0	65.0000	.7600	.4750
0	70.0000	.6300	.4650
0	75.0000	.5000	.4350
0	80.0000	.3650	.3800
0	85.0000	.2300	.3000

Table 6. (cont)

0	90.0000	.0900	1.8000
0	95.0000	-.0500	1.7800
0	100.0000	-.1850	1.7500
0	105.0000	-.3200	1.7000
0	110.0000	-.4500	1.6350
0	115.0000	-.5750	1.5550
0	120.0000	-.6700	1.4650
0	125.0000	-.7600	1.3500
0	130.0000	-.8500	1.2250
0	135.0000	-.9300	1.0850
0	140.0000	-.9800	.9250
0	145.0000	-.9000	.7550
0	150.0000	-.7700	.5750
0	155.0000	-.6700	.4200
0	160.0000	-.6350	.3200
0	165.0000	-.6800	.2300
0	170.0000	-.8500	.1400
0	175.0000	-.6600	.0550
1	180.0000	0.0000	.0250
	360000.0	NACA 0025 SECTION DATA, EPPLER MODEL, CL, CD, JAN 79	
0	0.0000	0.0000	.0121
0	1.0000	.0982	.0122
0	2.0000	.1721	.0125
0	3.0000	.2682	.0129
0	4.0000	.3608	.0135
0	5.0000	.4495	.0141
0	6.0000	.5295	.0149
0	7.0000	.6062	.0159
0	8.0000	.6701	.0170
0	9.0000	.7256	.0185
0	10.0000	.7713	.0200
0	11.0000	.8039	.0219
0	12.0000	.8295	.0239
0	13.0000	.8471	.0261
0	14.0000	.8565	.0286
0	15.0000	.8656	.0314
0	16.0000	.8742	.0343
0	17.0000	.8821	.0375
0	18.0000	.8890	.0411
0	19.0000	.8992	.0448
0	20.0000	.9114	.0489
0	21.0000	.9216	.0534
0	22.0000	.9381	.0582
0	23.0000	.9529	.0634
0	24.0000	.9727	.0690
0	25.0000	.9907	.0750
0	26.0000	1.0147	.0814
0	27.0000	1.0396	.0881
0	30.0000	.8550	.5700
0	35.0000	.9800	.7450

Table 6. (cont)

0	40.0000	1.0350	.9200
0	45.0000	1.0500	1.0750
0	50.0000	1.0200	1.2150
0	55.0000	.9550	1.3450
0	60.0000	.8750	1.4700
0	65.0000	.7600	1.5750
0	70.0000	.6300	1.6650
0	75.0000	.5000	1.7350
0	80.0000	.3650	1.7800
0	85.0000	.2300	1.8000
0	90.0000	.0900	1.8000
0	95.0000	-.0500	1.7800
0	100.0000	-.1850	1.7500
0	105.0000	-.3200	1.7000
0	110.0000	-.4500	1.6350
0	115.0000	-.5750	1.5550
0	120.0000	-.6700	1.4650
0	125.0000	-.7600	1.3500
0	130.0000	-.8500	1.2250
0	135.0000	-.9300	1.0850
0	140.0000	-.9800	.9250
0	145.0000	-.9000	.7550
0	150.0000	-.7700	.5750
0	155.0000	-.6700	.4200
0	160.0000	-.6350	.3200
0	165.0000	-.6800	.2300
0	170.0000	-.8500	.1400
0	175.0000	-.6600	.0550
1	180.0000	0.0000	.0250
700000.0 NACA 0025 SECTION DATA, EPPLER MODEL, CL, CD, JAN 79			
0	0.0000	0.0000	.0104
0	1.0000	.0817	.0104
0	2.0000	.1851	.0105
0	3.0000	.2861	.0109
0	4.0000	.3811	.0113
0	5.0000	.4743	.0119
0	6.0000	.5627	.0126
0	7.0000	.6440	.0134
0	8.0000	.7194	.0144
0	9.0000	.7852	.0156
0	10.0000	.8405	.0170
0	11.0000	.8873	.0185
0	12.0000	.9230	.0202
0	13.0000	.9491	.0222
0	14.0000	.9685	.0244
0	15.0000	.9820	.0267
0	16.0000	.9944	.0292
0	17.0000	1.0052	.0319
0	18.0000	1.0157	.0349
0	19.0000	1.0276	.0381

Table 6. (cont)

0	20.0000	1.0403	.0415
0	21.0000	1.0521	.0453
0	22.0000	1.0678	.0493
0	23.0000	1.0831	.0536
0	24.0000	1.1035	.0583
0	25.0000	1.1223	.0632
0	26.0000	1.1458	.0685
0	27.0000	1.1704	.0741
0	30.0000	.8550	.5700
0	35.0000	.9800	.7450
0	40.0000	1.0350	.9200
0	45.0000	1.0500	1.0750
0	50.0000	1.0200	1.2150
0	55.0000	.9550	1.3450
0	60.0000	.8750	1.4700
0	65.0000	.7600	1.5750
0	70.0000	.6300	1.6650
0	75.0000	.5000	1.7350
0	80.0000	.3650	1.7800
0	85.0000	.2300	1.8000
0	90.0000	.0900	1.8000
0	95.0000	-.0500	1.7800
0	100.0000	-.1850	1.7500
0	105.0000	-.3200	1.7000
0	110.0000	-.4500	1.6350
0	115.0000	-.5750	1.5550
0	120.0000	-.6700	1.4650
0	125.0000	-.7600	1.3500
0	130.0000	-.8500	1.2250
0	135.0000	-.9300	1.0850
0	140.0000	-.9800	.9250
0	145.0000	-.9000	.7550
0	150.0000	-.7700	.5750
0	155.0000	-.6700	.4200
0	160.0000	-.6350	.3200
0	165.0000	-.6800	.2300
0	170.0000	-.8500	.1400
0	175.0000	-.6600	.0550
1	180.0000	0.0000	.0250
	1000000.0	NACA 0025 SECTION DATA, EPPLER MODEL, CL, CD, JAN 79	
0	0.0000	0.0000	.0097
0	1.0000	.1100	.0098
0	2.0000	.1890	.0098
0	3.0000	.2917	.0101
0	4.0000	.3900	.0105
0	5.0000	.4844	.0110
0	6.0000	.5757	.0116
0	7.0000	.6622	.0124
0	8.0000	.7387	.0133
0	9.0000	.8117	.0144

Table 6. (cont)

0	10.0000	.8710	.0157
0	11.0000	.9228	.0171
0	12.0000	.9656	.0187
0	13.0000	.9960	.0205
0	14.0000	1.0192	.0225
0	15.0000	1.0382	.0246
0	16.0000	1.0522	.0269
0	17.0000	1.0654	.0294
0	18.0000	1.0774	.0322
0	19.0000	1.0896	.0351
0	20.0000	1.1031	.0382
0	21.0000	1.1151	.0417
0	22.0000	1.1294	.0454
0	23.0000	1.1476	.0493
0	24.0000	1.1645	.0535
0	25.0000	1.1856	.0581
0	26.0000	1.2071	.0629
0	27.0000	1.2317	.0680
0	30.0000	.8550	.5700
0	35.0000	.9800	.7450
0	40.0000	1.0350	.9200
0	45.0000	1.0500	1.0750
0	50.0000	1.0200	1.2150
0	55.0000	.9550	1.3450
0	60.0000	.8750	1.4700
0	65.0000	.7600	1.5750
0	70.0000	.6300	1.6650
0	75.0000	.5000	1.7350
0	80.0000	.3650	1.7800
0	85.0000	.2300	1.8000
0	90.0000	.0900	1.8000
0	95.0000	-.0500	1.7800
0	100.0000	-.1850	1.7500
0	105.0000	-.3200	1.7000
0	110.0000	-.4500	1.6350
0	115.0000	-.5750	1.5550
0	120.0000	-.6700	1.4650
0	125.0000	-.7600	1.3500
0	130.0000	-.8500	1.2250
0	135.0000	-.9300	1.0850
0	140.0000	-.9800	.9250
0	145.0000	-.9000	.7550
0	150.0000	-.7700	.5750
0	155.0000	-.6700	.4200
0	160.0000	-.6350	.3200
0	165.0000	-.6800	.2300
0	170.0000	-.8500	.1400
0	175.0000	-.6600	.0550
1	180.0000	0.0000	.0250
2000000.0	NACA 0025 SECTION DATA, EPPLER MODEL, CL, CD, JAN 79		

Table 6. (cont)

0	0.0000	0.0000	.0090
0	1.0000	.1100	.0090
0	2.0000	.2200	.0091
0	3.0000	.2978	.0093
0	4.0000	.4000	.0096
0	5.0000	.4977	.0100
0	6.0000	.5913	.0106
0	7.0000	.6810	.0112
0	8.0000	.7664	.0120
0	9.0000	.8415	.0129
0	10.0000	.9135	.0140
0	11.0000	.9723	.0151
0	12.0000	1.0245	.0165
0	12.0000	1.0245	.0165
0	13.0000	1.0672	.0180
0	14.0000	1.0989	.0197
0	15.0000	1.1258	.0215
0	16.0000	1.1488	.0235
0	17.0000	1.1654	.0257
0	18.0000	1.1806	.0280
0	19.0000	1.1953	.0305
0	20.0000	1.2094	.0332
0	21.0000	1.2220	.0362
0	22.0000	1.2354	.0394
0	23.0000	1.2537	.0428
0	24.0000	1.2683	.0465
0	25.0000	1.2890	.0504
0	26.0000	1.3087	.0545
0	27.0000	1.3347	.0589
0	30.0000	.8550	.5700
0	35.0000	.9800	.7450
0	40.0000	1.0350	.9200
0	45.0000	1.0500	1.0750
0	50.0000	1.0200	1.2150
0	55.0000	.9550	1.3450
0	60.0000	.8750	1.4700
0	65.0000	.7600	1.5750
0	70.0000	.6300	1.6650
0	75.0000	.5000	1.7350
0	80.0000	.3650	1.7800
0	85.0000	.2300	1.8000
0	90.0000	.0900	1.8000
0	95.0000	-.0500	1.7800
0	100.0000	-.1850	1.7500
0	105.0000	-.3200	1.7000
0	110.0000	-.4500	1.6350
0	115.0000	-.5750	1.5550
0	120.0000	-.6700	1.4650
0	125.0000	-.7600	1.3500
0	130.0000	-.8500	1.2250

Table 6. (cont)

0	135.0000	-.9300	1.0850
0	140.0000	-.9800	.9250
0	145.0000	-.9000	.7550
0	150.0000	-.7700	.5750
0	155.0000	-.6700	.4200
0	160.0000	-.6350	.3200
0	165.0000	-.6800	.2300
0	170.0000	-.8500	.1400
0	175.0000	-.6600	.0550
1	180.0000	0.0000	.0250
5000000.0 NACA 0025 SECTION DATA, EPPLER MODEL, CL, CD, JAN 79			
0	0.0000	0.0000	.0084
0	1.0000	.1100	.0084
0	2.0000	.2200	.0085
0	3.0000	.3300	.0087
0	4.0000	.4078	.0089
0	5.0000	.5097	.0092
0	5.0000	.6076	.0097
0	7.0000	.6997	.0103
0	8.0000	.7886	.0110
0	9.0000	.8730	.0117
0	10.0000	.9472	.0126
0	11.0000	1.0177	.0137
0	12.0000	1.0750	.0148
0	13.0000	1.1270	.0161
0	14.0000	1.1717	.0175
0	15.0000	1.2065	.0190
0	16.0000	1.2358	.0207
0	17.0000	1.2617	.0225
0	18.0000	1.2790	.0245
0	19.0000	1.2952	.0267
0	20.0000	1.3121	.0290
0	21.0000	1.3257	.0316
0	22.0000	1.3378	.0344
0	23.0000	1.3558	.0374
0	24.0000	1.3735	.0404
0	25.0000	1.3960	.0436
0	26.0000	1.4187	.0470
0	27.0000	1.4395	.0509
0	30.0000	.8550	.5700
0	35.0000	.9800	.7450
0	40.0000	1.0350	.9200
0	45.0000	1.0500	1.0750
0	50.0000	1.0200	1.2150
0	55.0000	.9550	1.3450
0	60.0000	.8750	1.4700
0	65.0000	.7600	1.5750
0	70.0000	.6300	1.6650
0	75.0000	.5000	1.7350
0	80.0000	.3650	1.7800

Table 6. (cont)

0	85.0000	.2300	1.8000
0	90.0000	.0900	1.8000
0	95.0000	-.0500	1.7800
0	100.0000	-.1850	1.7500
0	105.0000	-.3200	1.7000
0	110.0000	-.4500	1.6350
0	115.0000	-.5750	1.5550
0	120.0000	-.6700	1.4650
0	125.0000	-.7600	1.3500
0	130.0000	-.8500	1.2250
0	135.0000	-.9300	1.0850
0	140.0000	-.9800	.9250
0	145.0000	-.9000	.7550
0	150.0000	-.7700	.5750
0	155.0000	-.6700	.4200
0	160.0000	-.6350	.3200
0	165.0000	-.6800	.2300
0	170.0000	-.8500	.1400
0	175.0000	-.6600	.0550
2	180.0000	0.0000	.0250

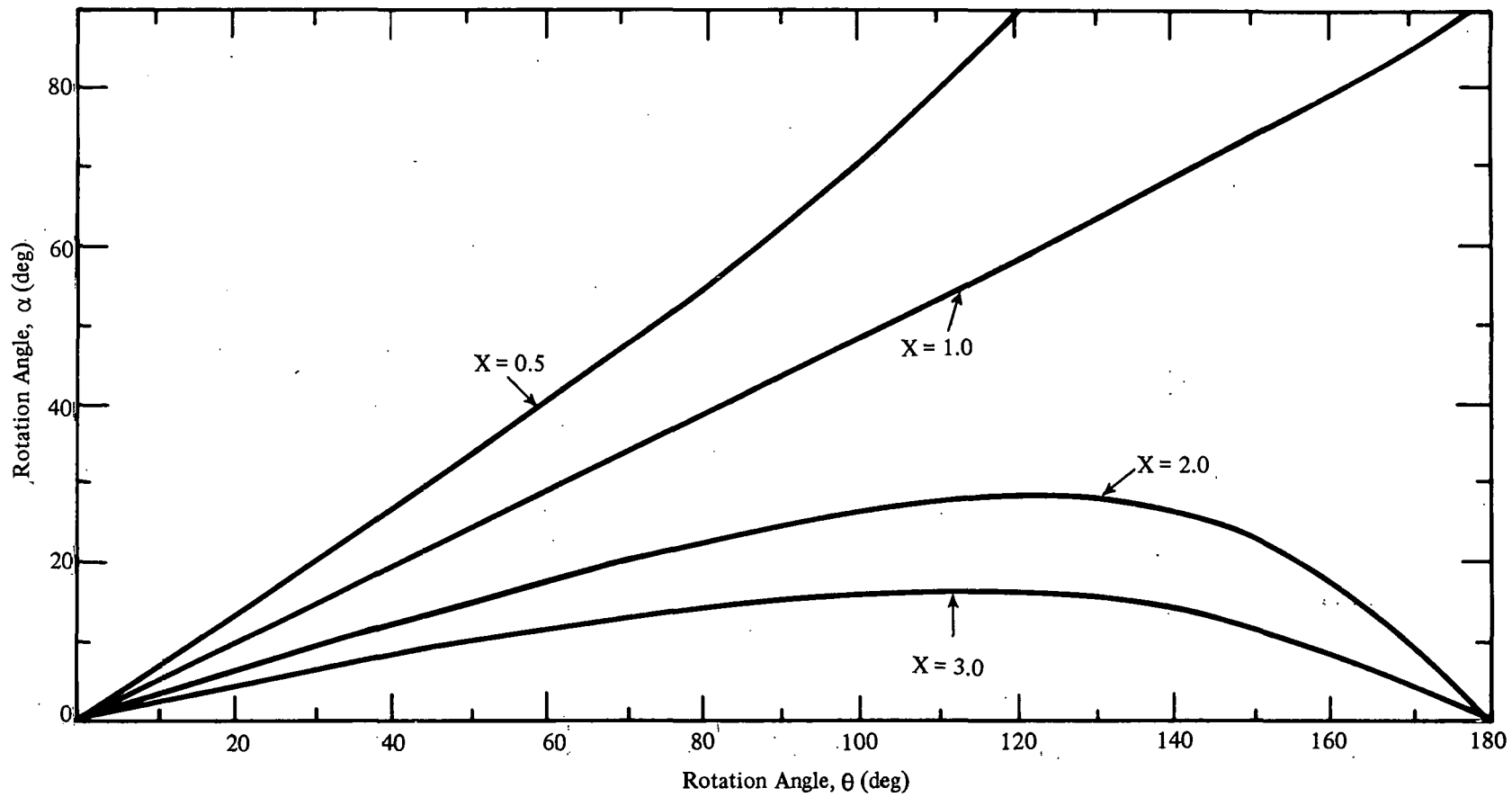


Figure 1. Equatorial Plane Angle of Attack Variation for the 17-Metre Turbine at a Rotational Speed of 46 rpm (4.82 rad/s)

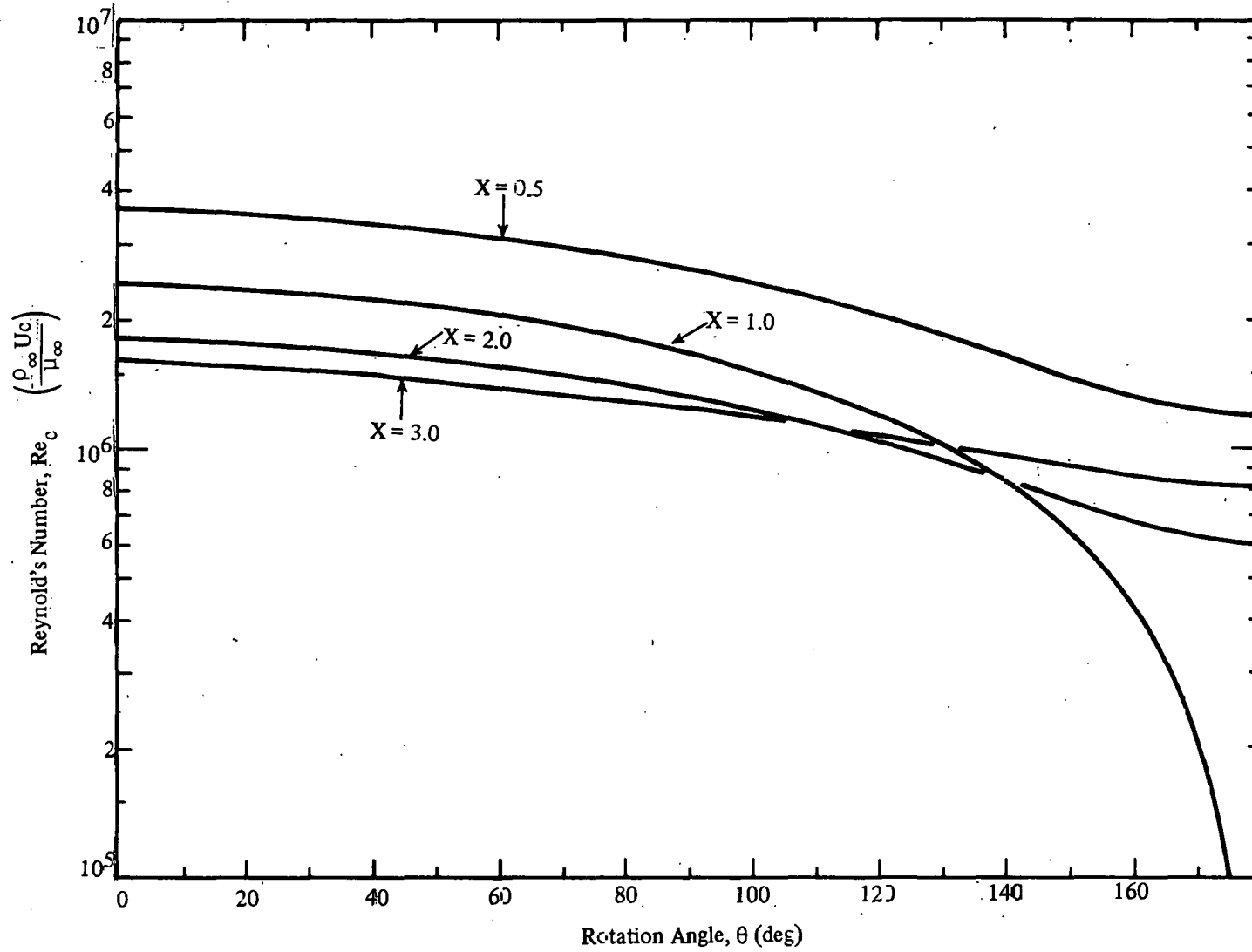


Figure 2. Variation of the Chord Reynolds Number at the Equatorial Plane of the 17-Metre Turbine at a Rotational Speed of 46 rpm (4.82 rad/s)

NACA-0009 Airfoil Section

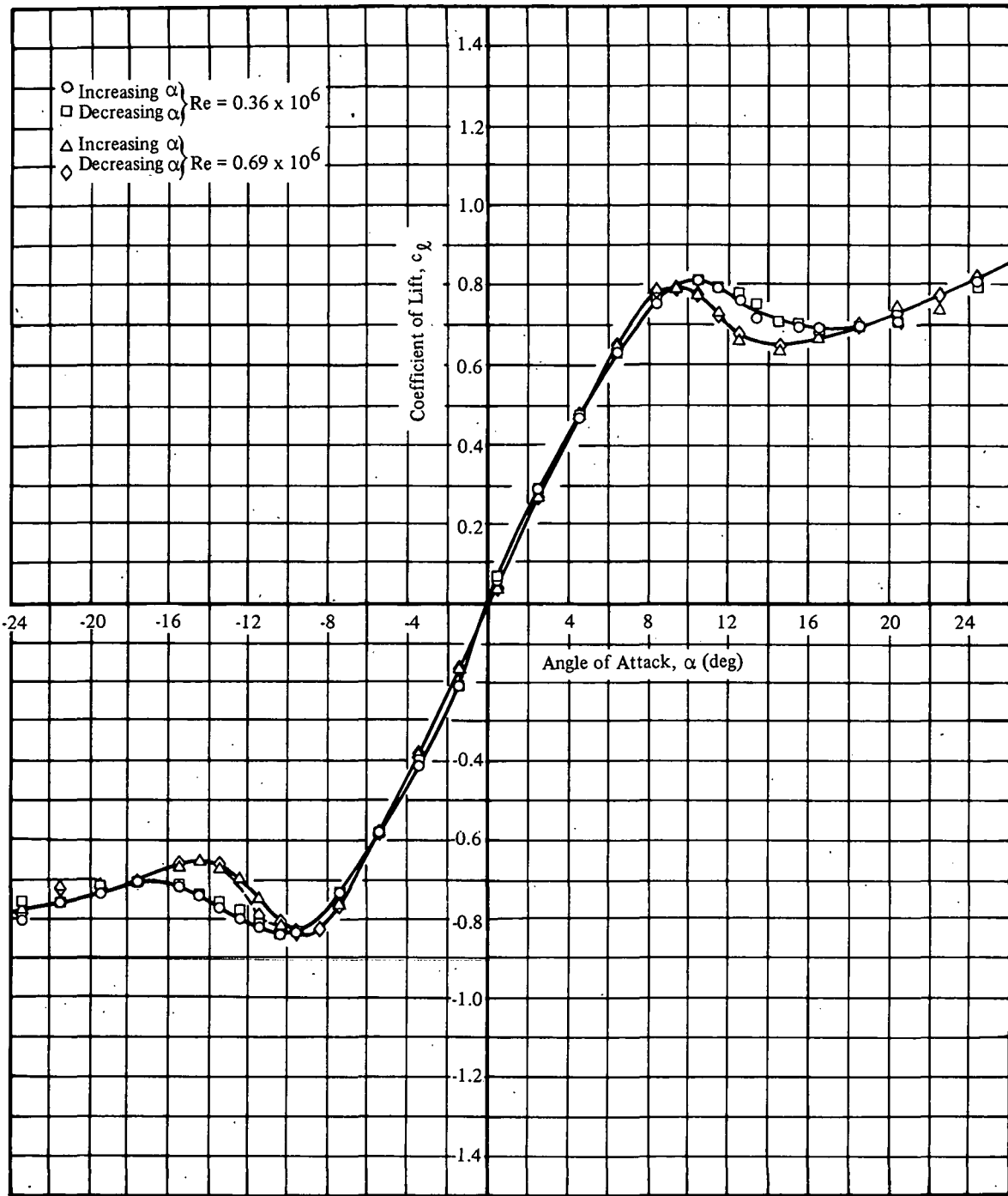


Figure 3. Section Lift Coefficients for the NACA-0009 Airfoil at Reynolds Numbers of 0.36×10^6 and 0.69×10^6

NACA-0012 Airfoil Section

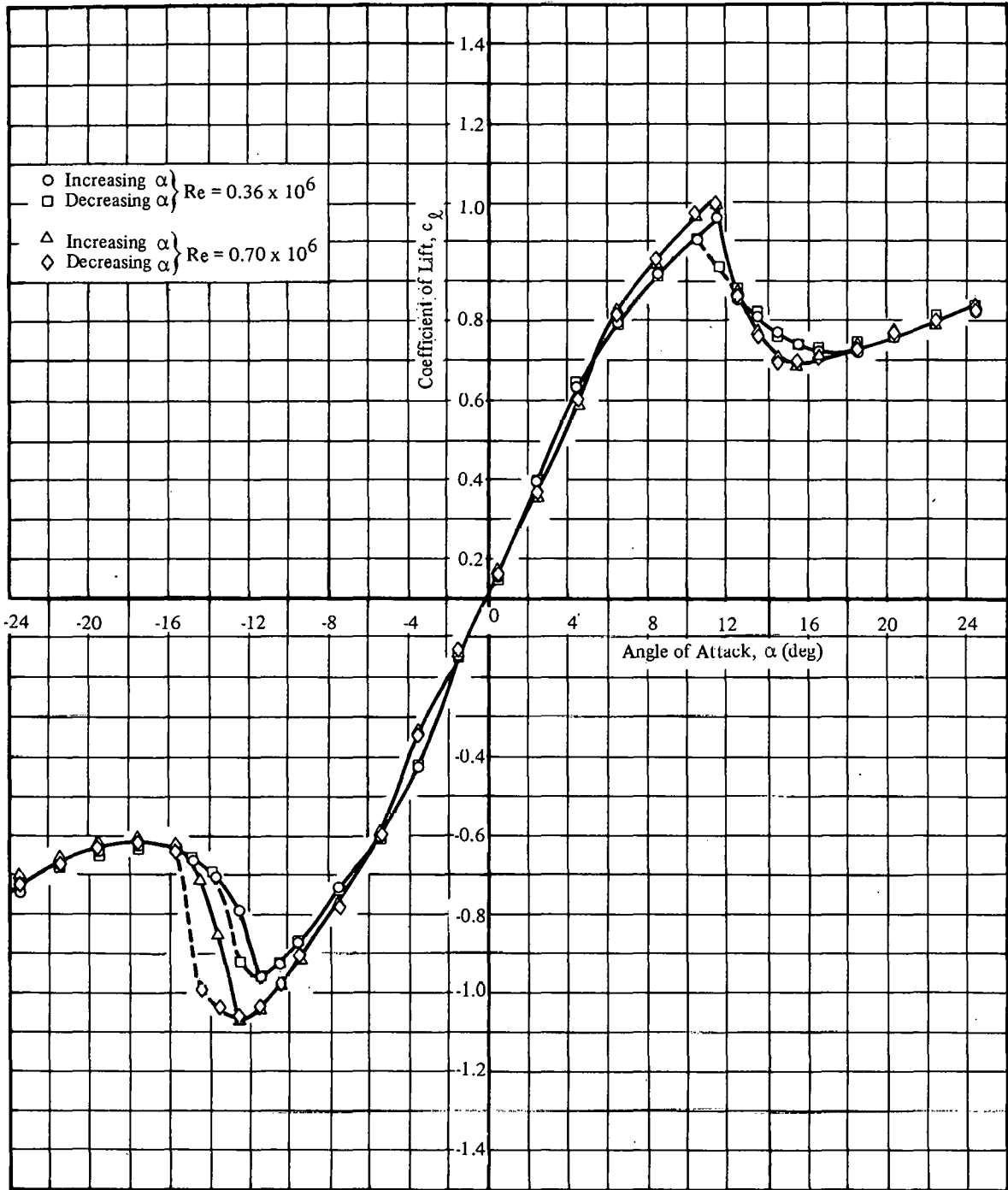


Figure 4. Section Lift Coefficients for the NACA-0012 Airfoil at Reynolds Numbers of 0.36×10^6 and 0.70×10^6

NACA-0012 Airfoil Section

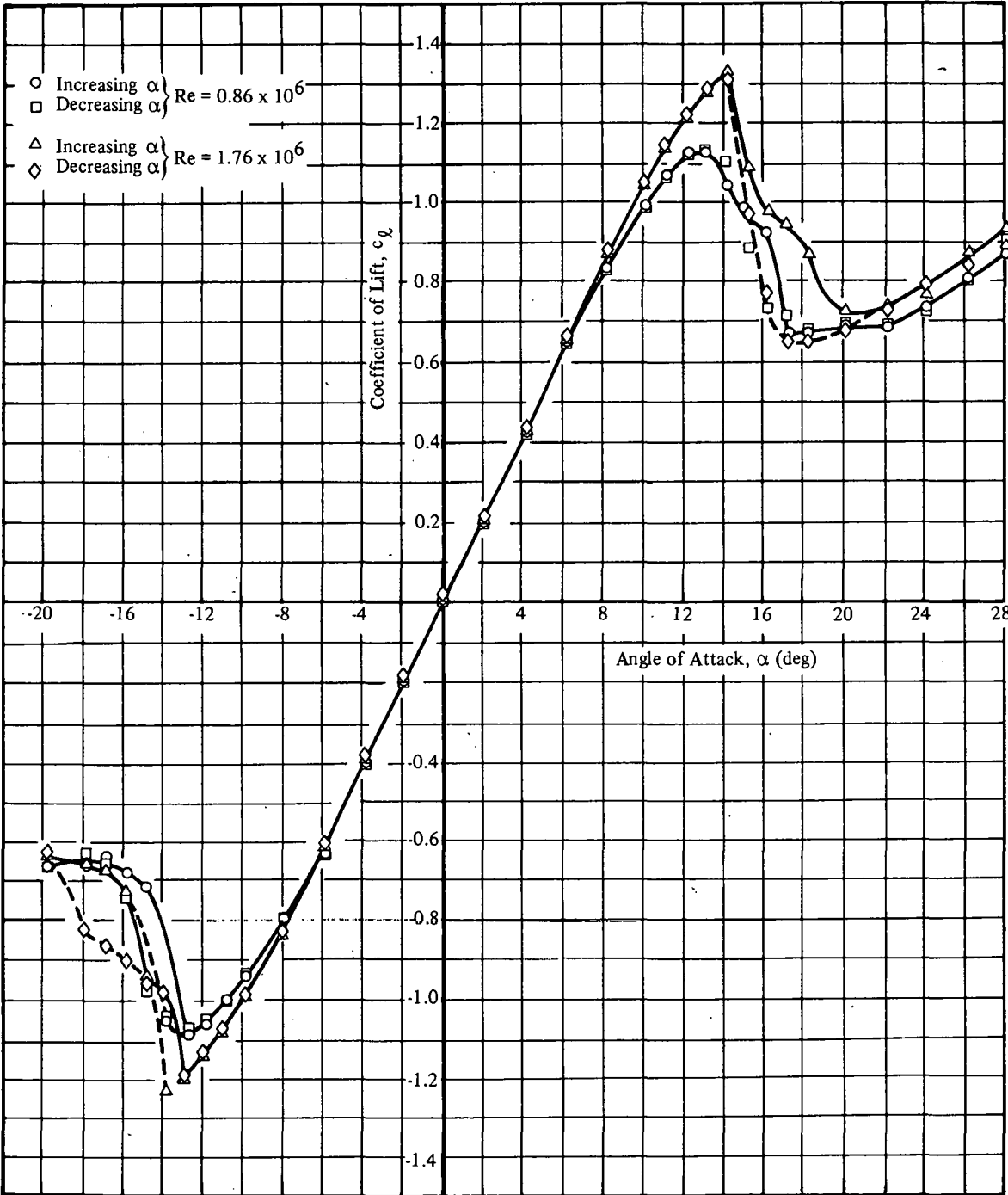


Figure 5. Section Lift Coefficients for the NACA-0012 Airfoil at Reynolds Numbers of 0.86×10^6 and 1.76×10^6

NACA-0012H Airfoil Section

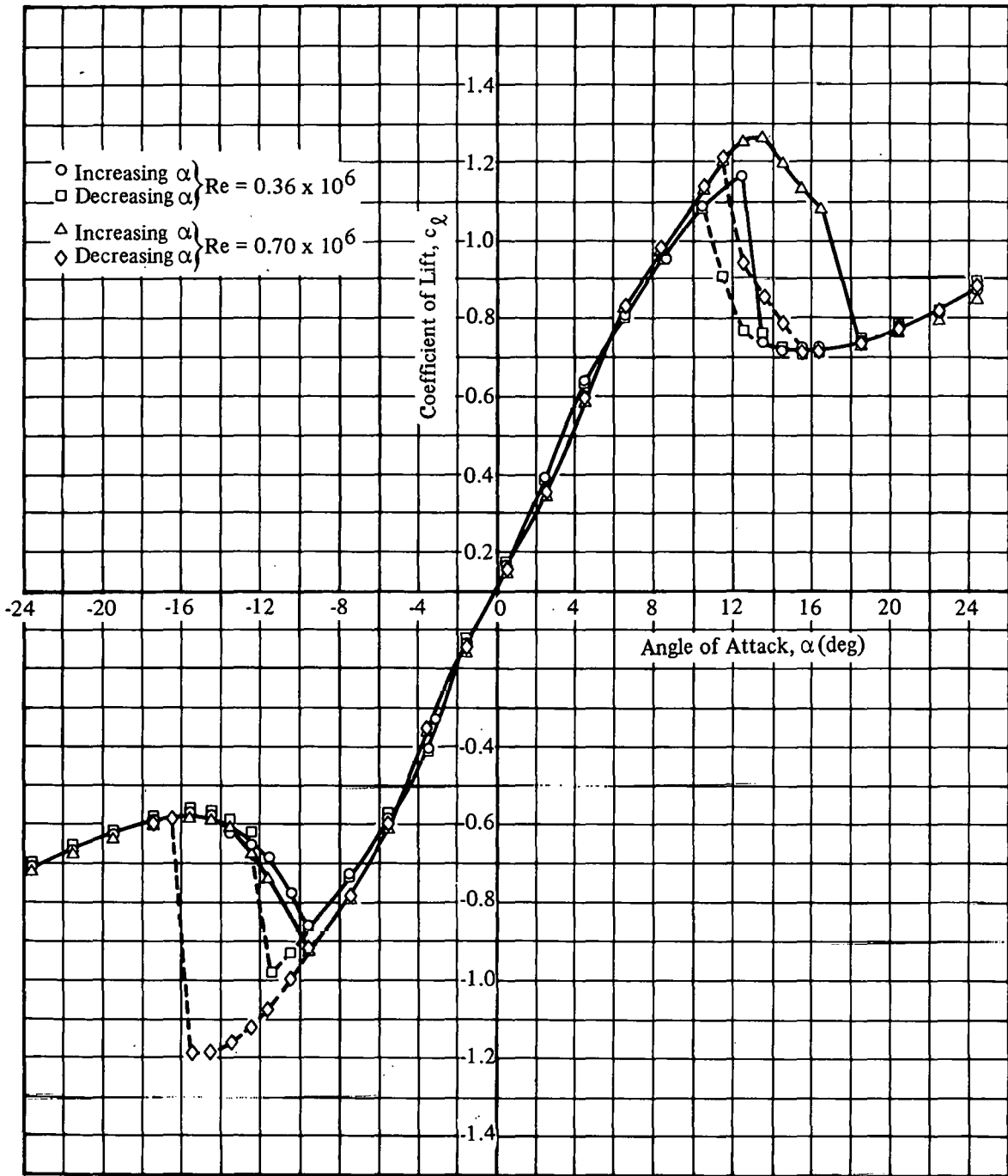


Figure 6. Section Lift Coefficients for the NACA-0012H Airfoil at Reynolds Numbers of 0.36×10^6 and 0.70×10^6

NACA-0015 Airfoil Section

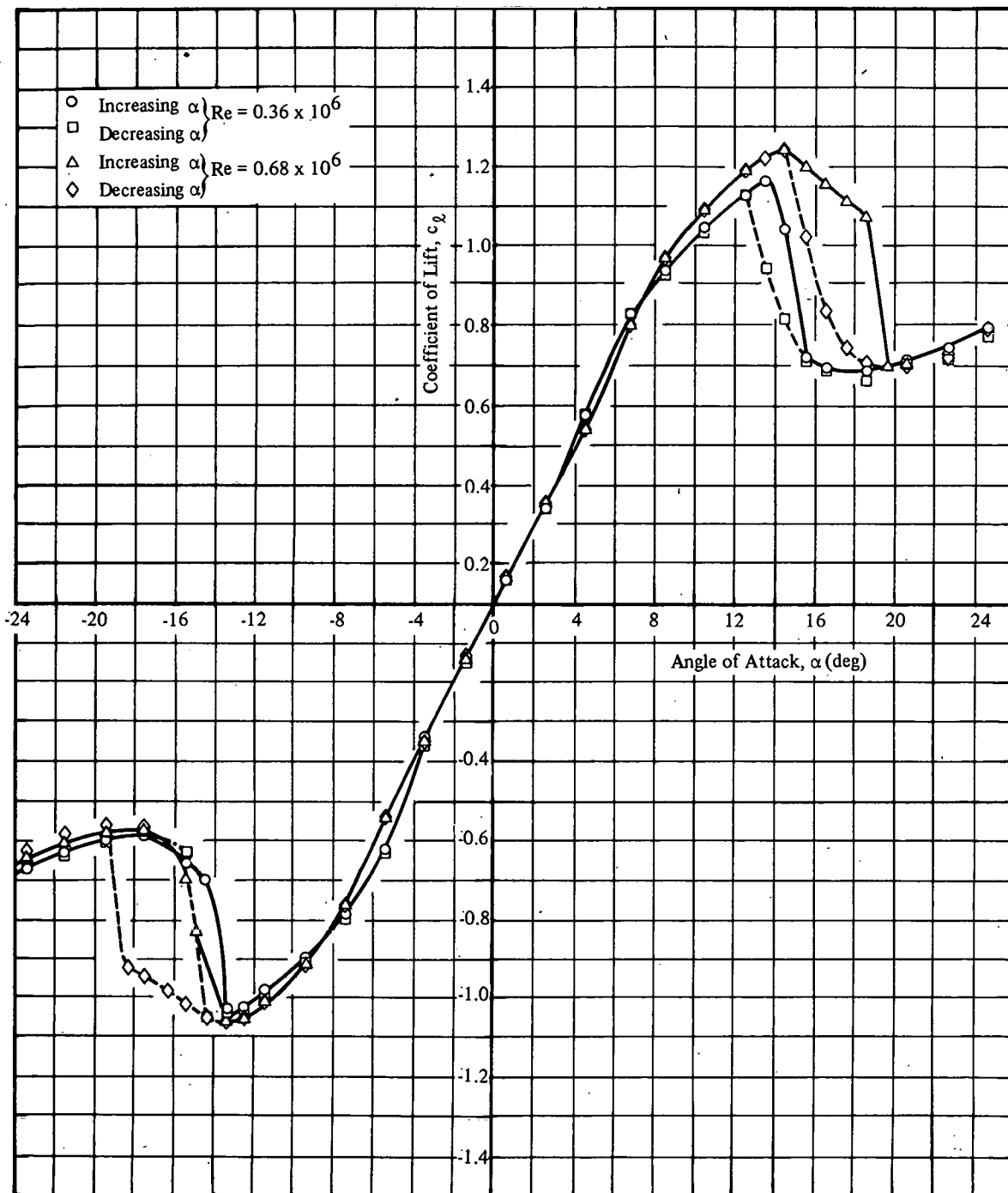


Figure 7. Section Lift Coefficients for the NACA-0015 Airfoil at Reynolds Numbers of 0.36×10^6 and 0.68×10^6

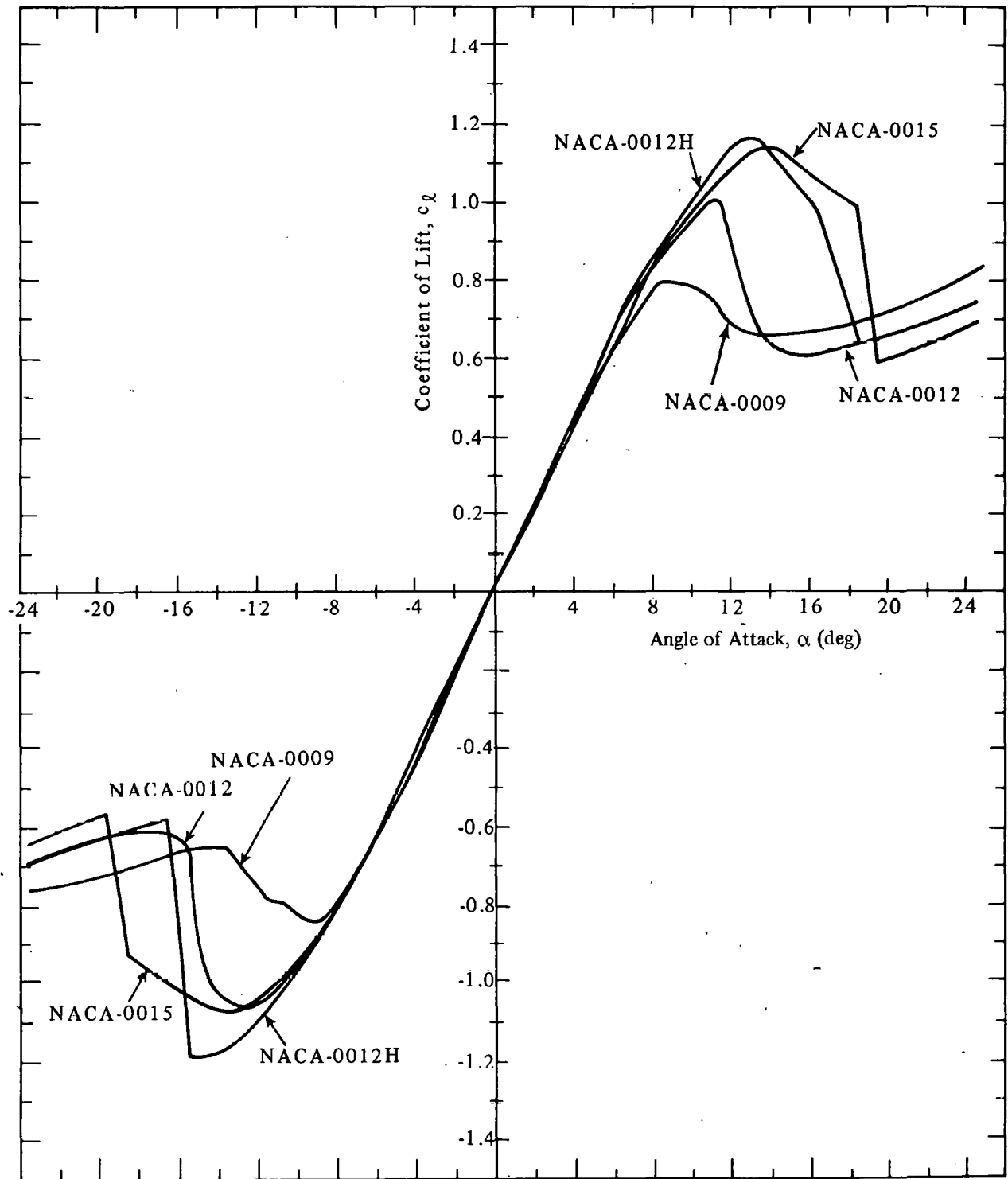


Figure 8. Section Lift Coefficients for Four Airfoil Sections at an Approximate Reynolds Number of 0.70×10^6

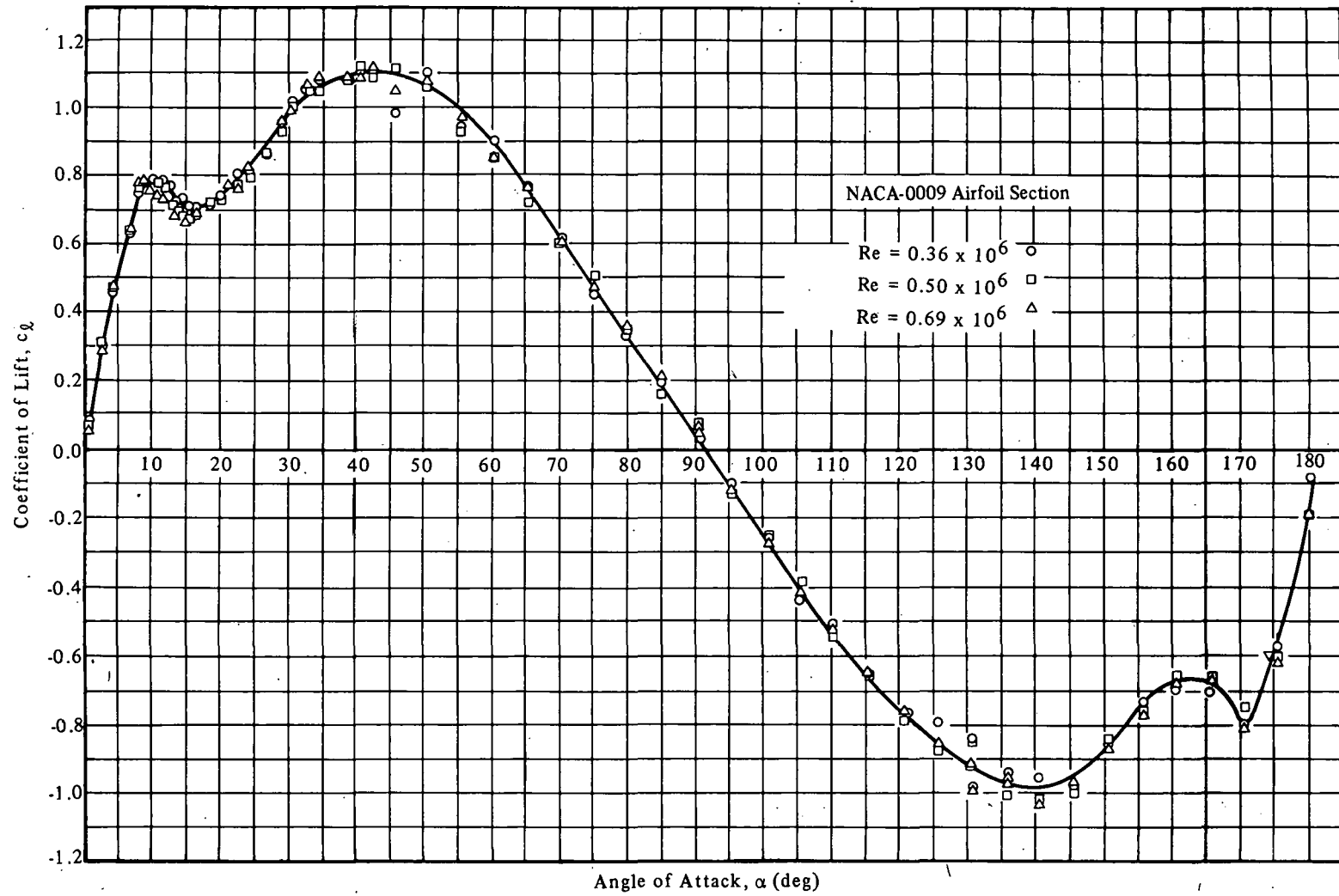


Figure 9. Full Range Section Lift Coefficients for the NACA-0009 Airfoil at Reynolds Numbers of 0.36×10^6 , 0.50×10^6 , and 0.69×10^6

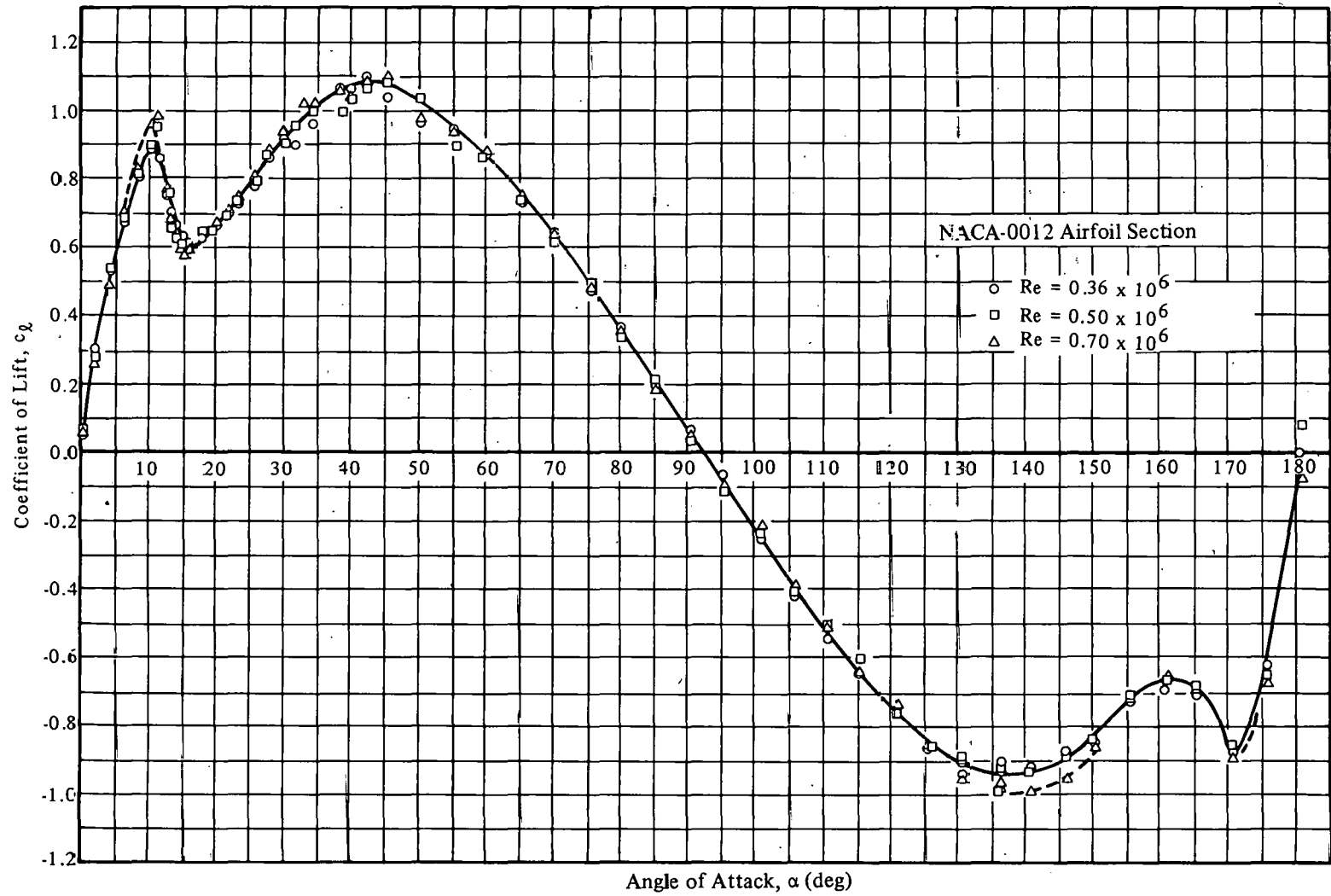


Figure 10. Full Range Section Lift Coefficients for the NACA-0012 Airfoil at Reynolds Numbers of 0.36×10^6 , 0.50×10^6 , and 0.70×10^6

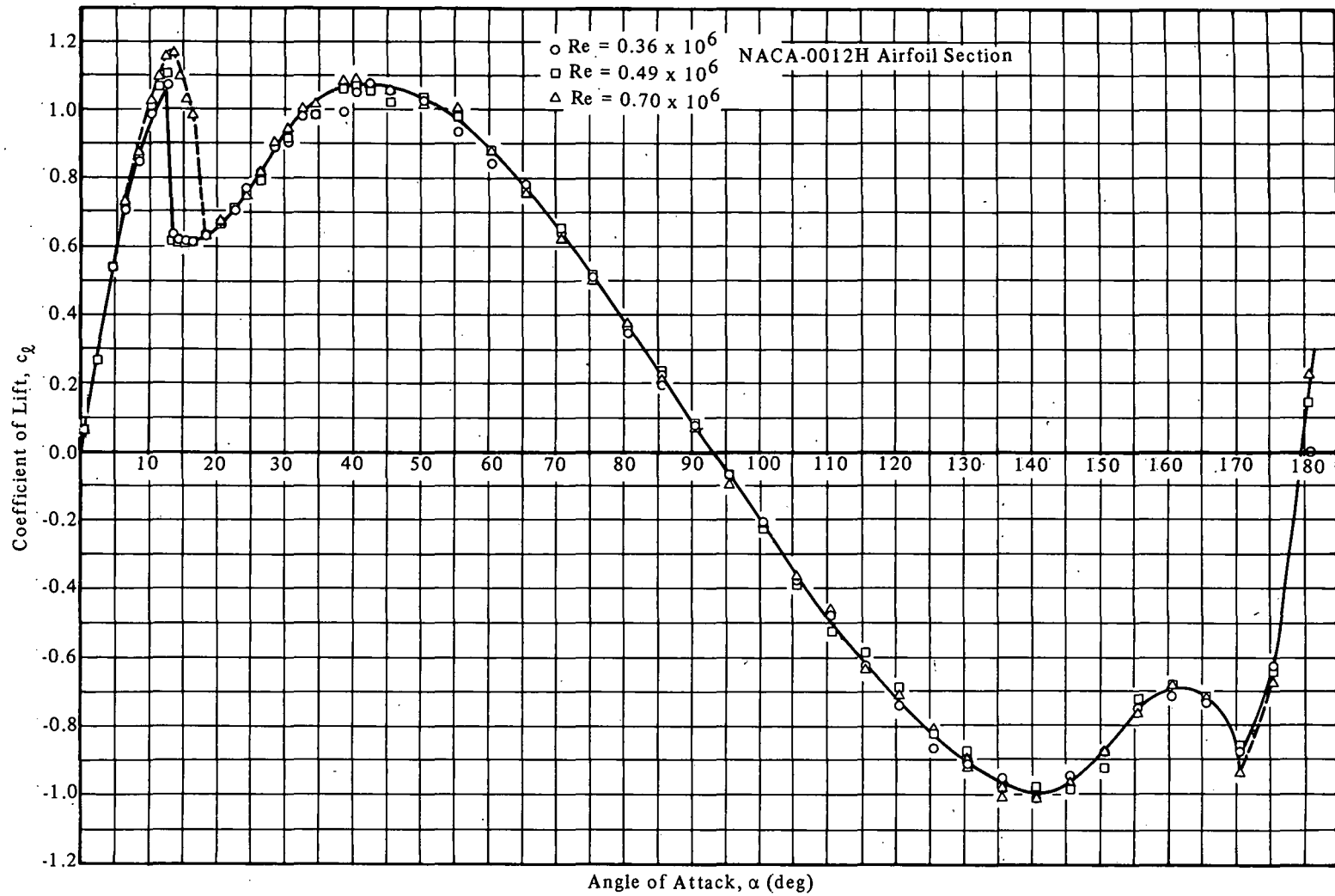


Figure 11. Full Range Section Lift Coefficients for the NACA-0012H Airfoil at Reynolds Numbers of 0.36×10^6 , 0.49×10^6 , and 0.70×10^6

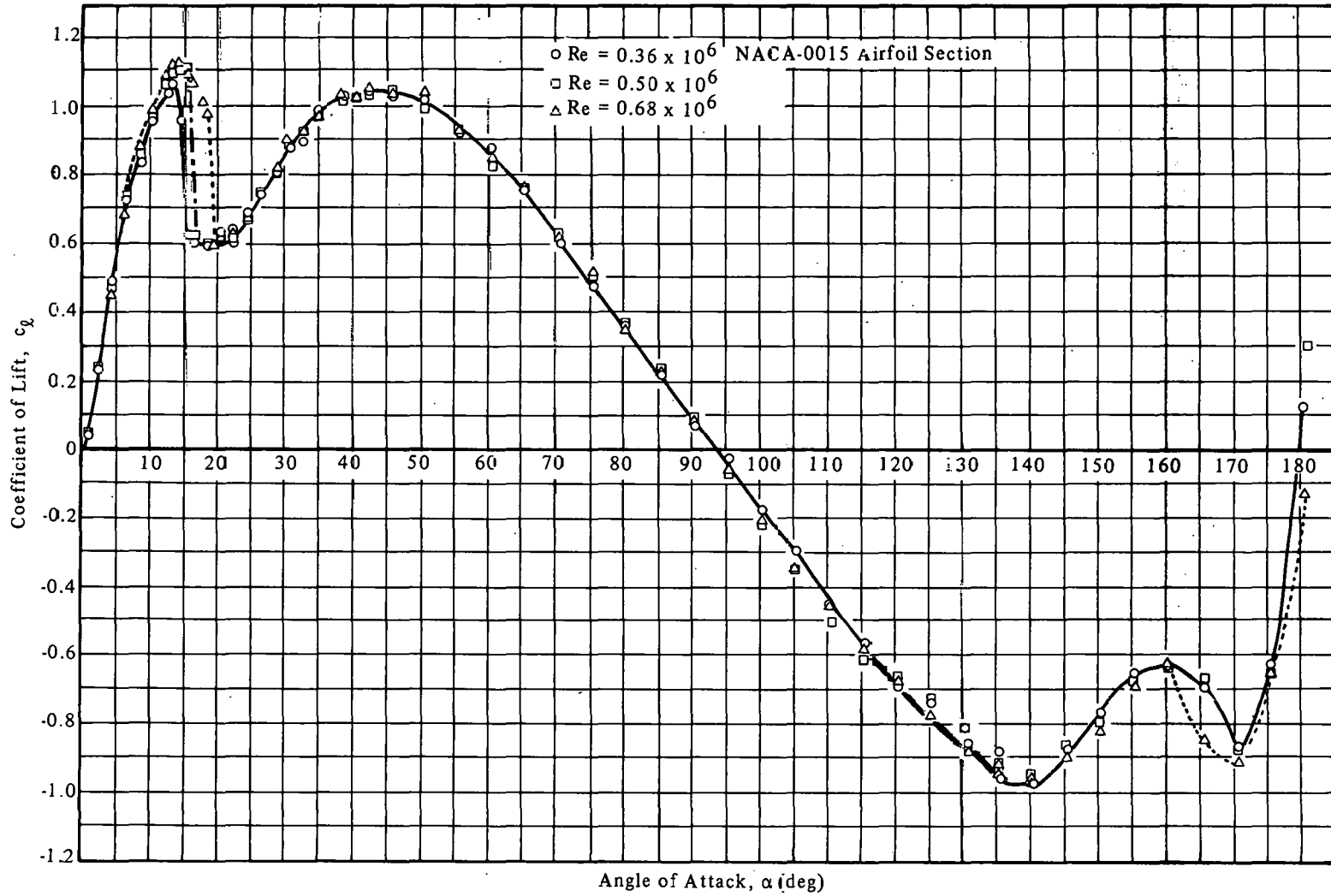


Figure 12. Full Range Section Lift Coefficients for the NACA-0015 Airfoil at Reynolds Numbers of 0.36×10^6 , 0.50×10^6 , and 0.68×10^6

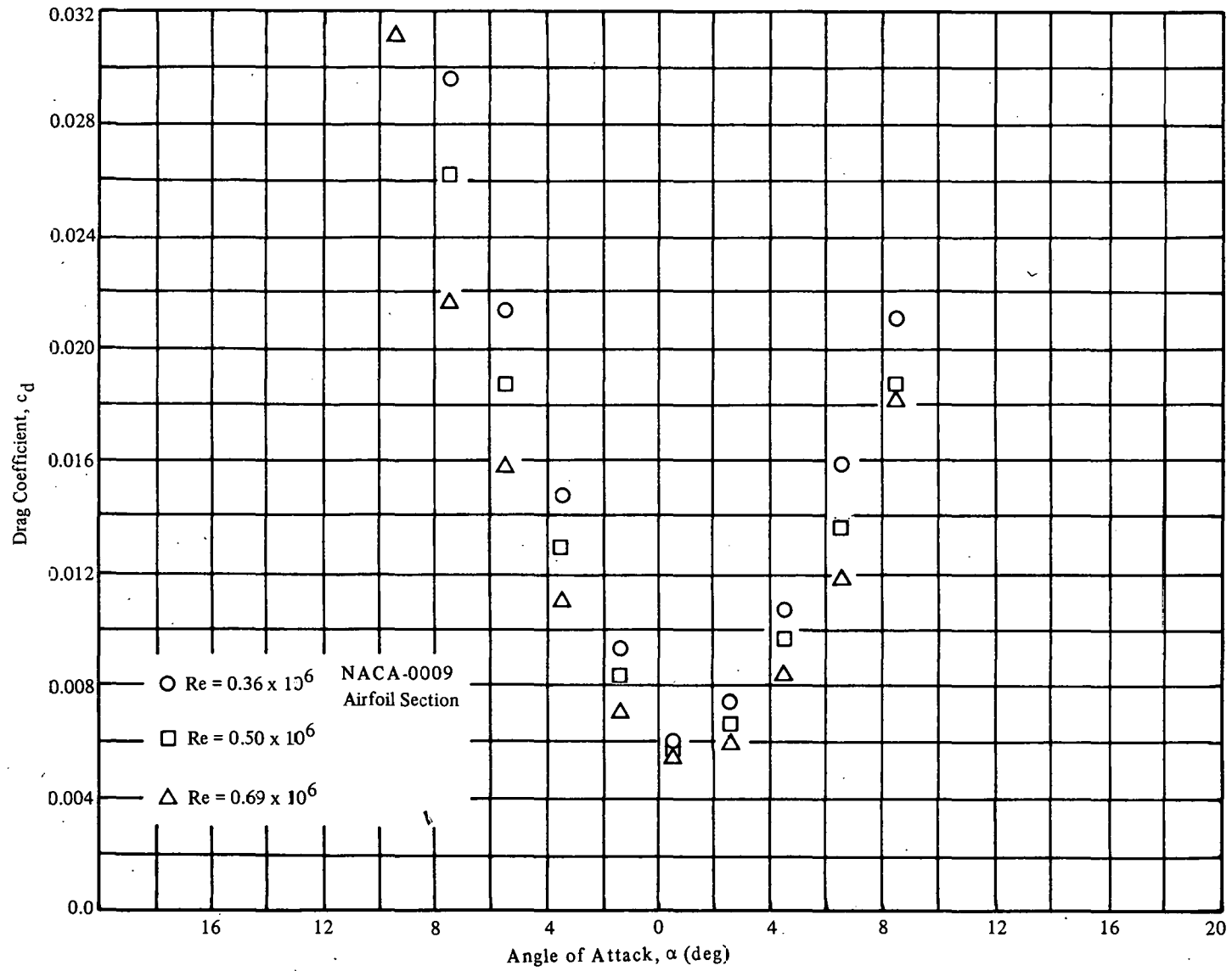


Figure 13, Section Drag Coefficients for the NACA-0009 Airfoil at Small Angles of Attack and Reynolds Numbers of 0.36×10^6 , 0.50×10^6 , and 0.69×10^6

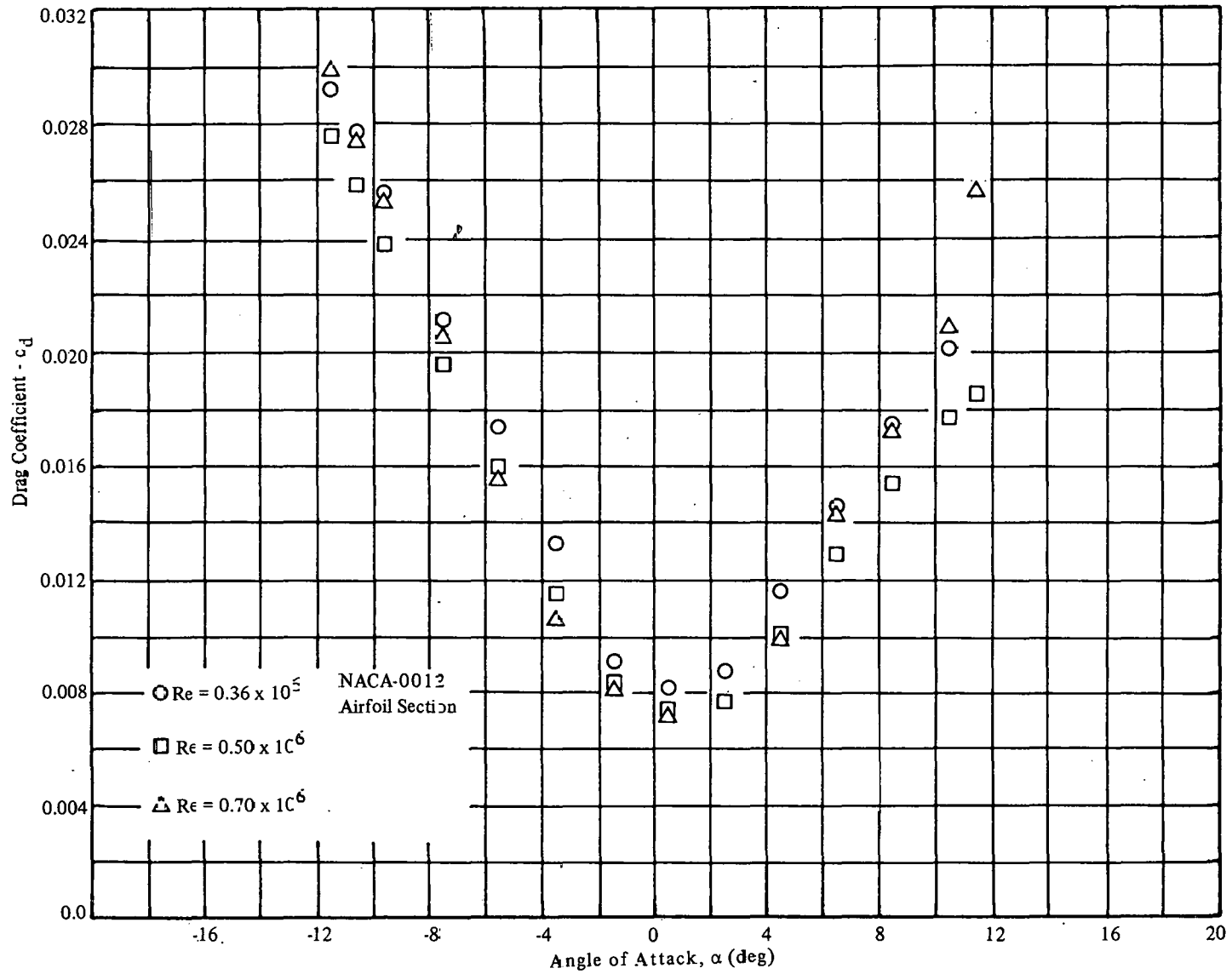


Figure 14. Section Drag Coefficients for the NACA-0012 Airfoil at Small Angles of Attack and Reynolds Numbers of 0.36×10^6 , 0.50×10^6 , and 0.70×10^6

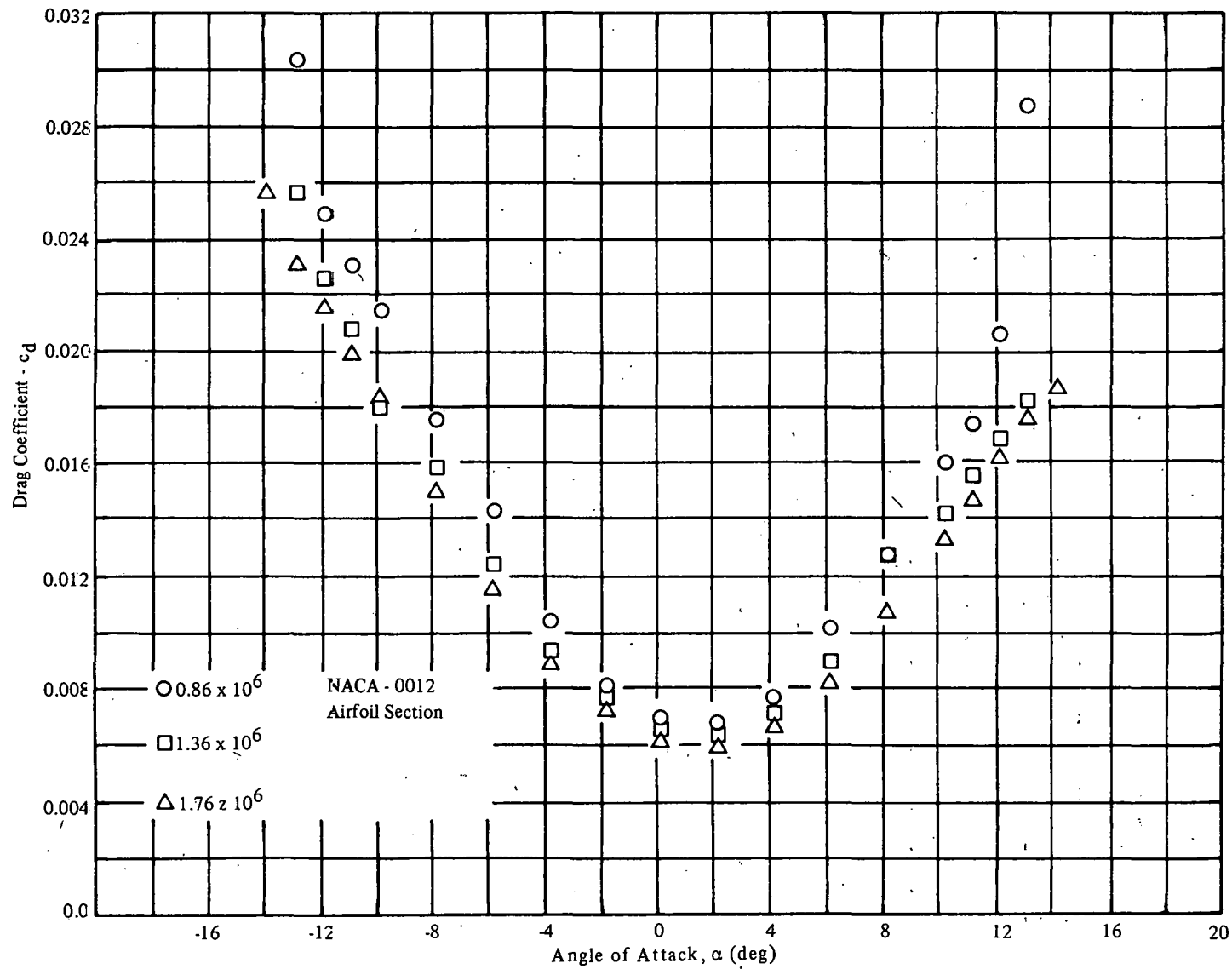


Figure 15. Section Drag Coefficients for the NACA-0012 Airfoil at Small Angles of Attack and Reynolds Numbers of 0.86×10^6 , 1.36×10^6 , and 1.76×10^6

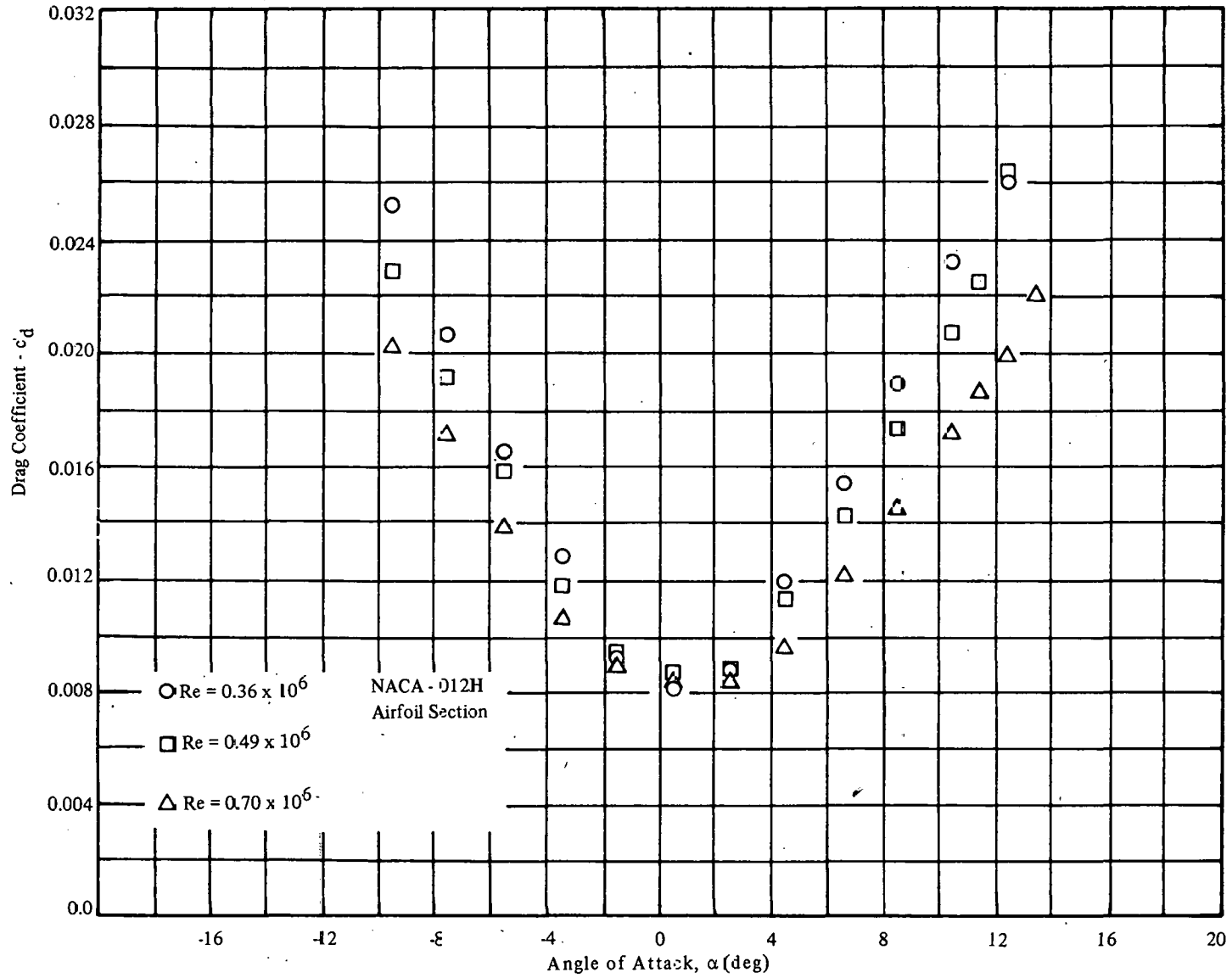


Figure 16. Section Drag Coefficients for the NACA-0012H Airfoil at Small Angles of Attack and Reynolds Numbers of 0.36×10^6 , 0.49×10^6 , and 0.70×10^6

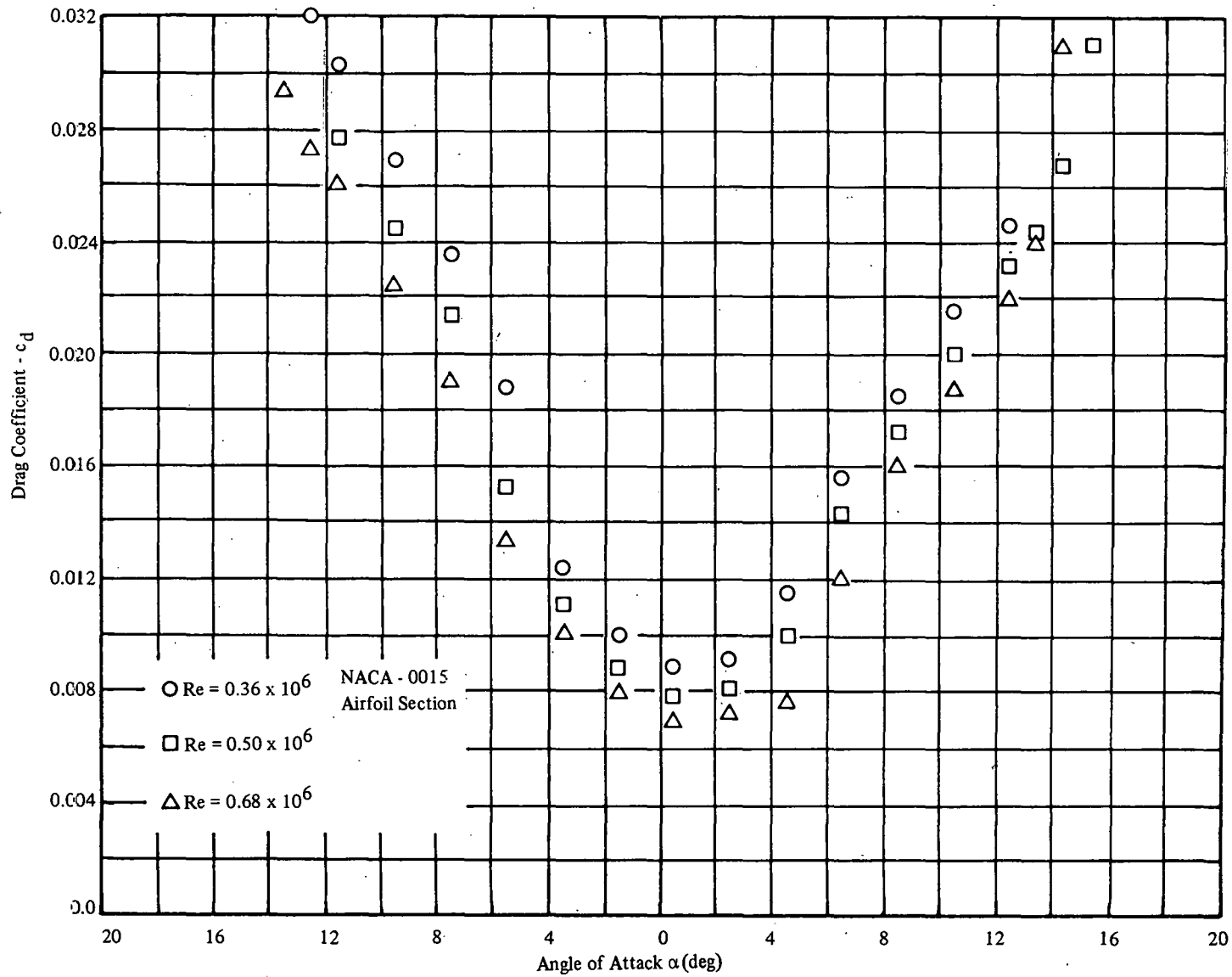


Figure 17, Section Drag Coefficients for the NACA-0015 Airfoil at Small Angles of Attack and Reynolds Numbers of 0.36×10^6 , 0.50×10^6 , and 0.68×10^6

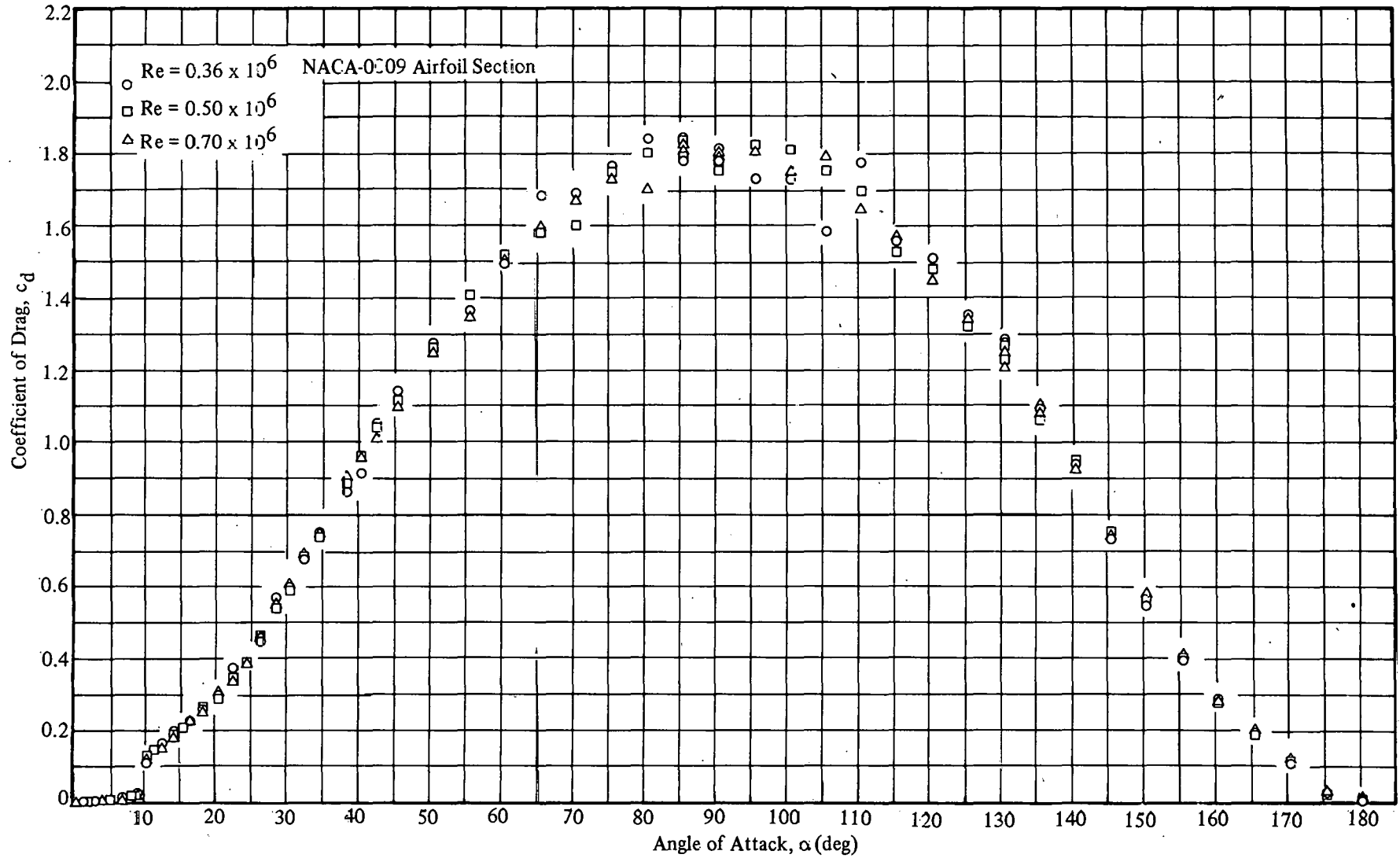


Figure 18. Full Range Section Drag Coefficients for the NACA-0009 Airfoil at Reynolds Numbers of 0.36×10^6 , 0.50×10^6 , and 0.69×10^6

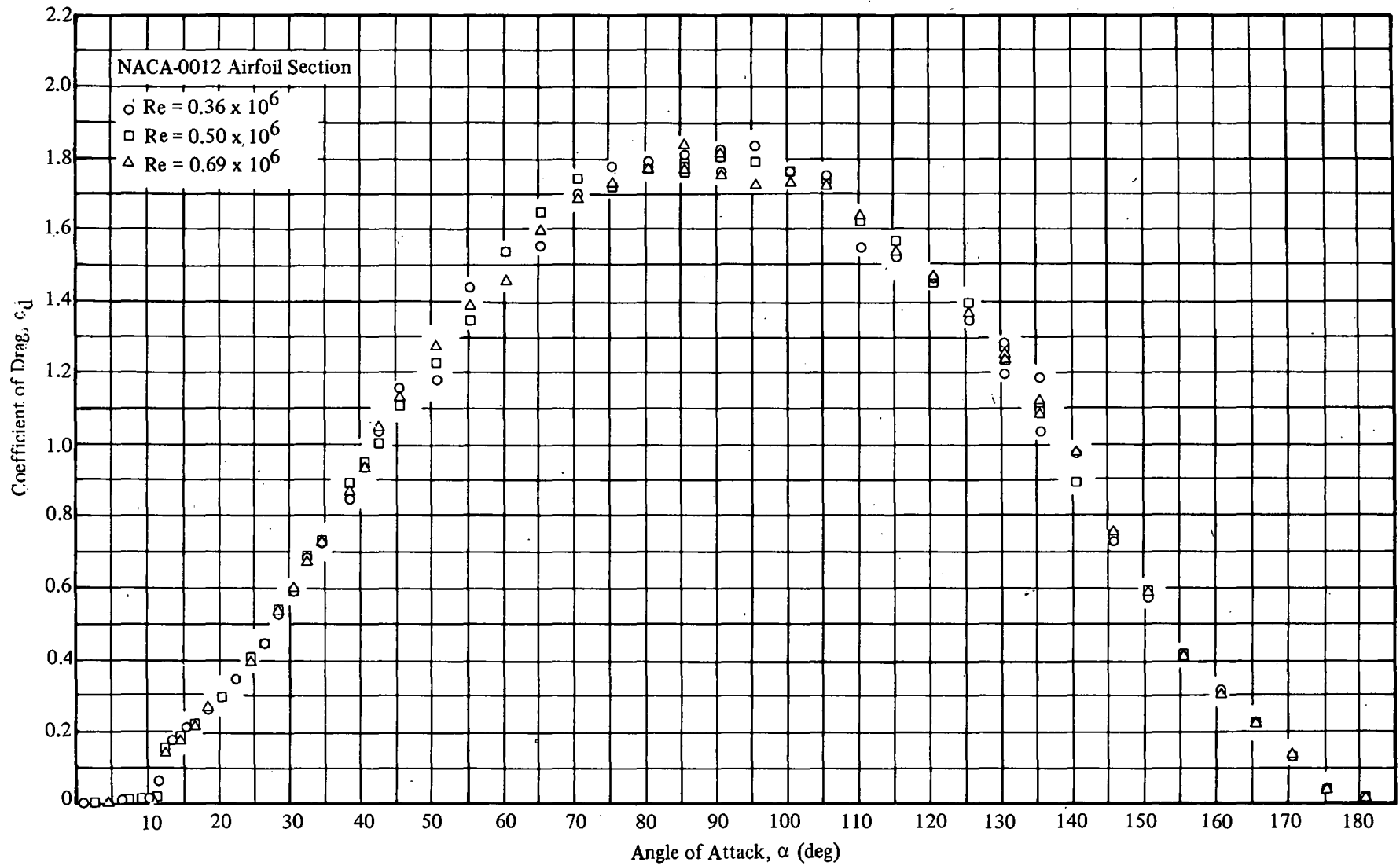


Figure 19. Full Range Section Drag Coefficients for the NACA-0012 Airfoil at Reynolds Numbers of 0.36×10^6 , 0.50×10^6 , and 0.70×10^6

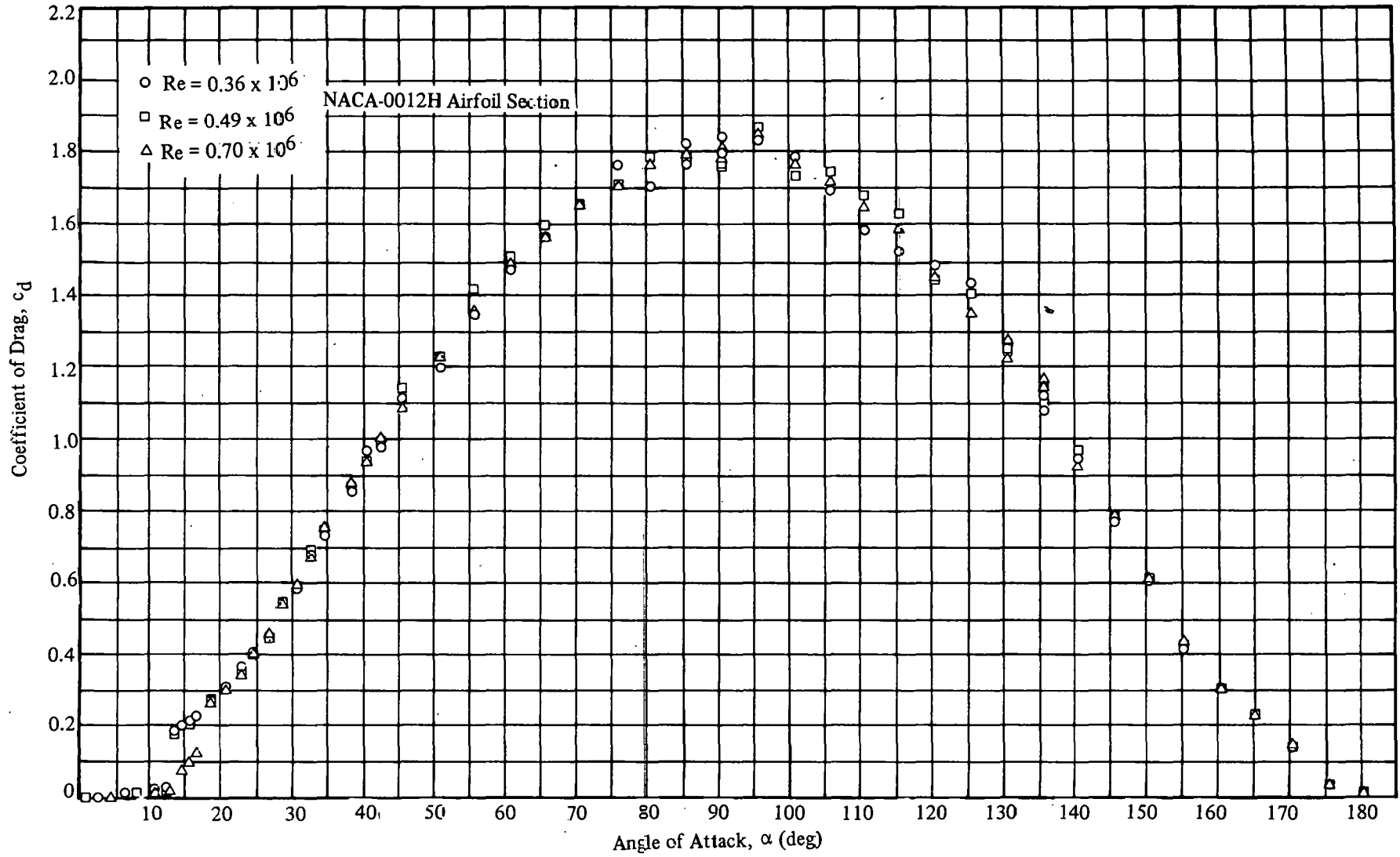


Figure 20. Full Range Section Drag Coefficients for the NACA-0012H Airfoil at Reynolds Numbers of 0.36×10^6 , 0.49×10^6 , and 0.70×10^6

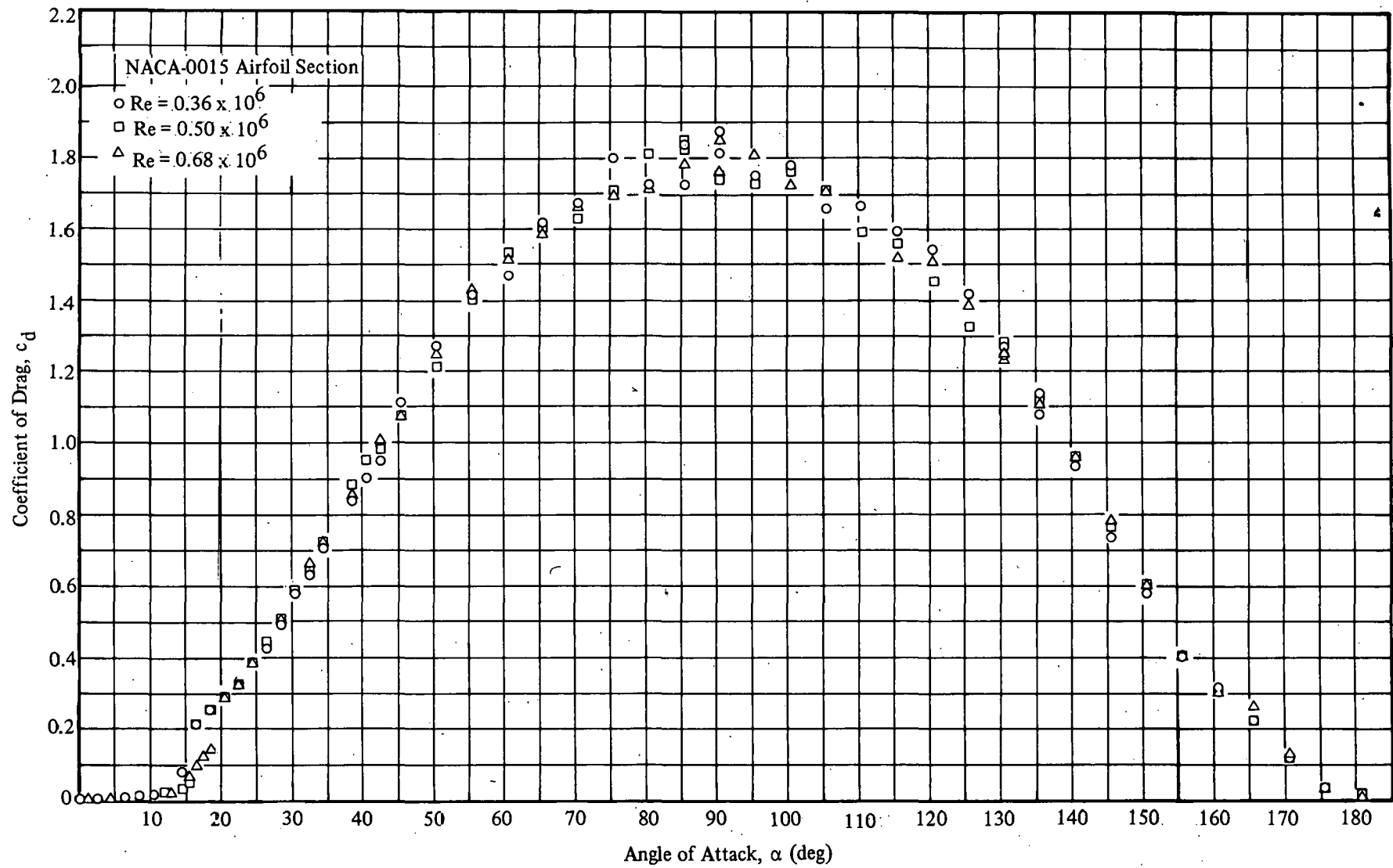


Figure 21. Full Range Section Drag Coefficients for the NACA-0015 Airfoil at Reynolds Numbers of 0.36×10^6 , 0.50×10^6 , and 0.68×10^6

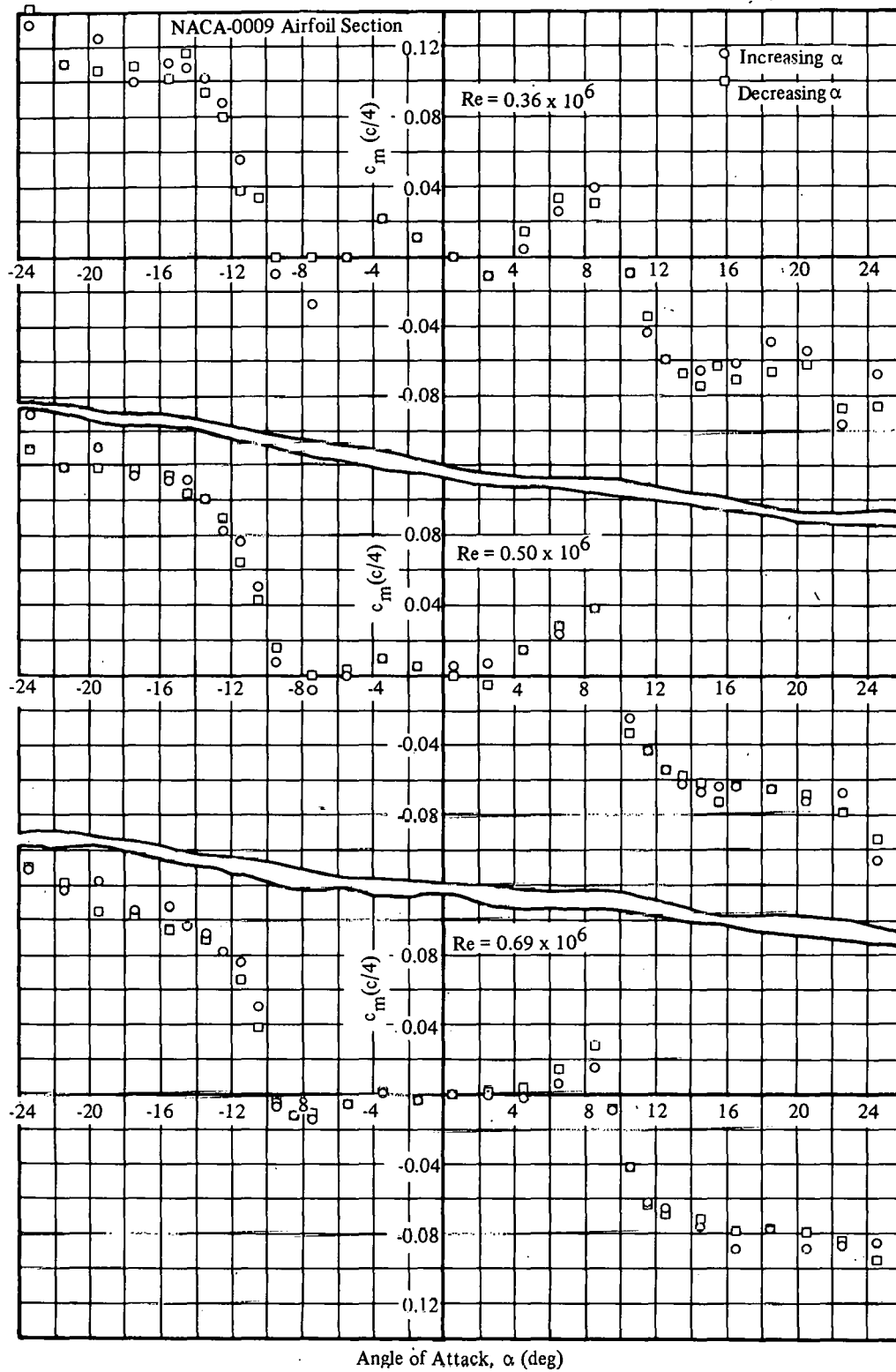


Figure 22. NACA-0009 Airfoil Section Moment Coefficients About the Quarter Chord for Reynolds Numbers of 0.36×10^6 , 0.50×10^6 , and 0.69×10^6

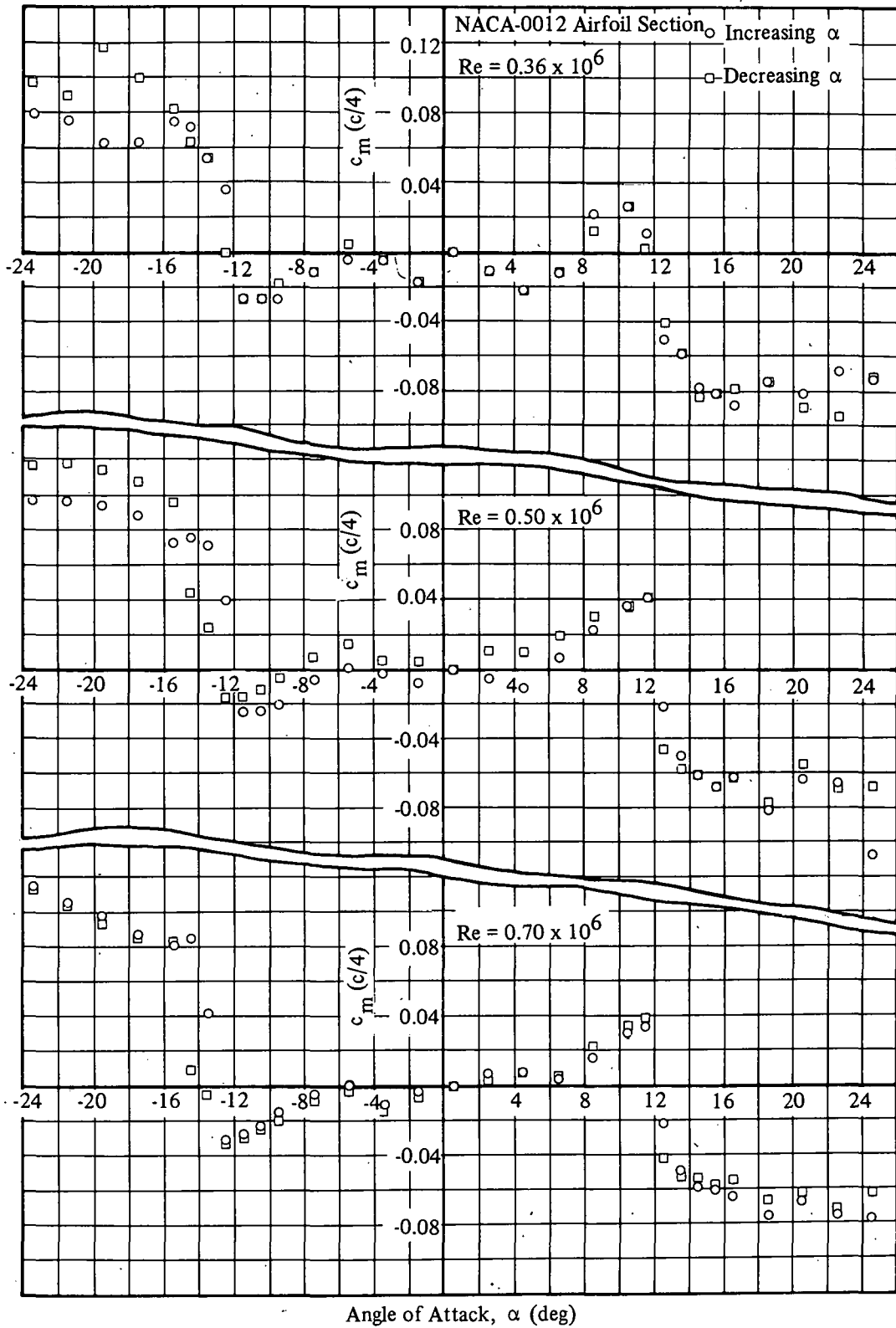


Figure 23. NACA-0012 Airfoil Section Moment Coefficients About the Quarter Chord for Reynolds Numbers of 0.36×10^6 , 0.50×10^6 , and 0.70×10^6

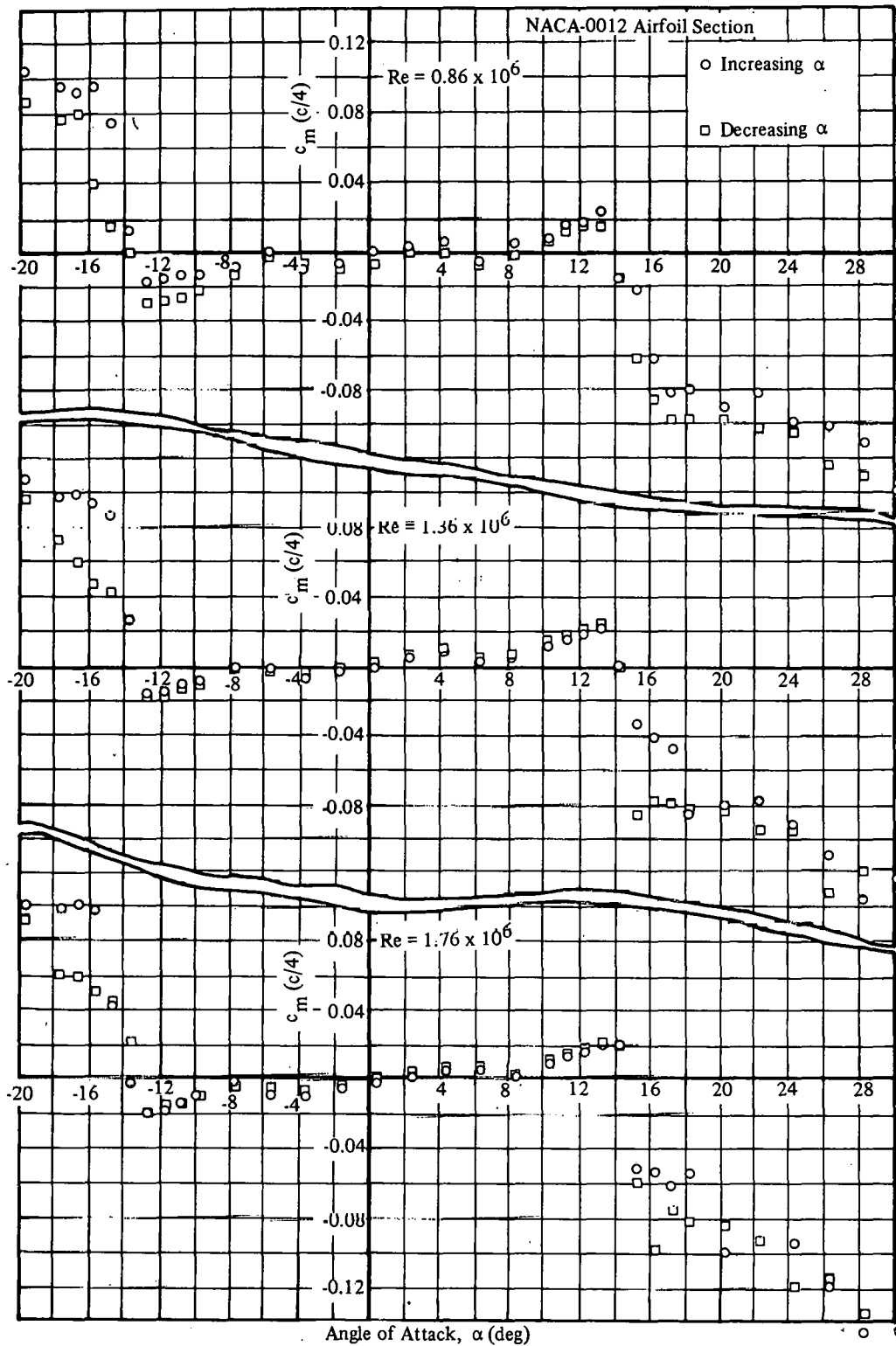


Figure 24. NACA-0012 Airfoil Section Moment Coefficients About the Quarter Chord for Reynolds Numbers of 0.86×10^6 , 1.36×10^6 , and 1.76×10^6

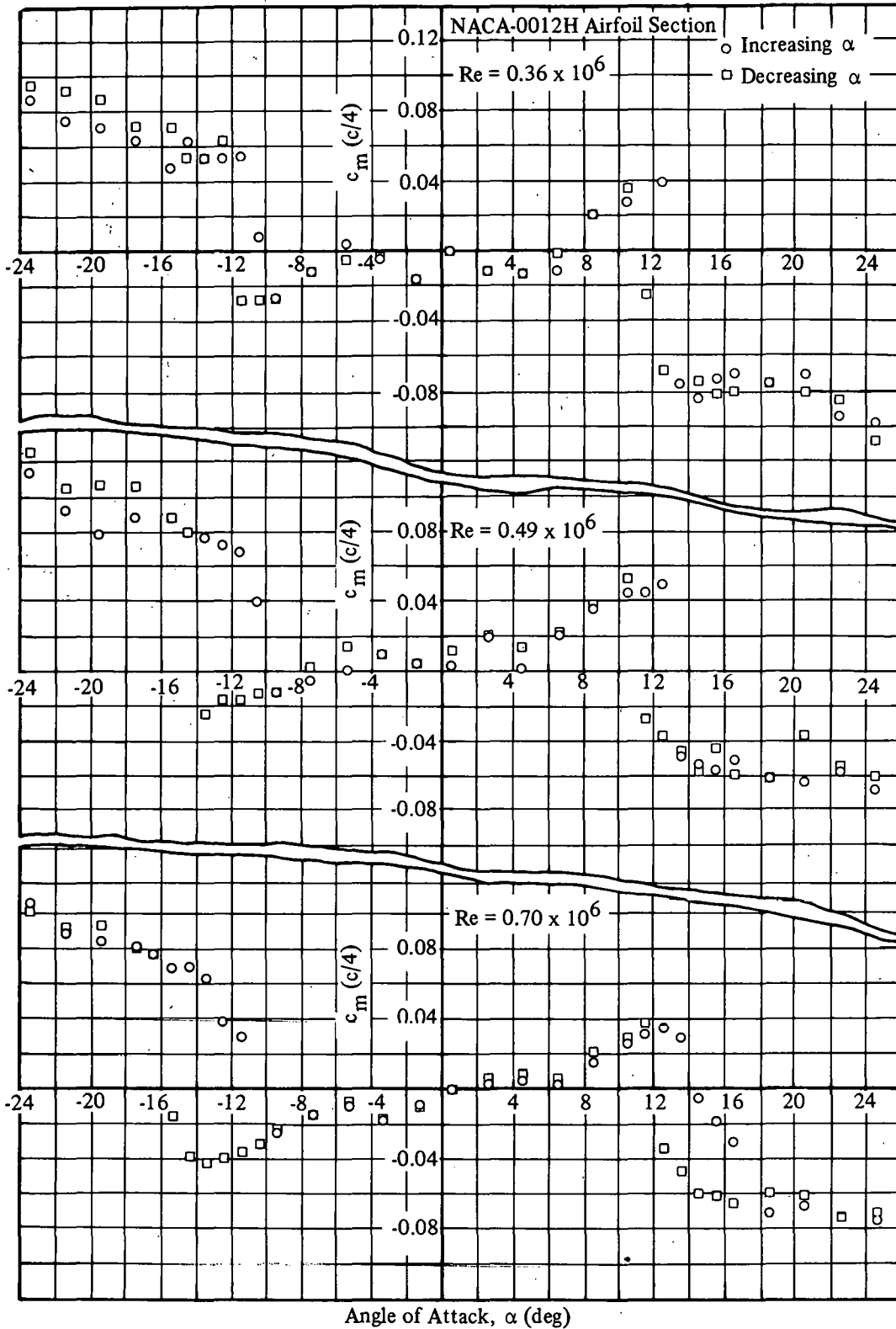


Figure 25. NACA-0012H Airfoil Section Moment Coefficients About the Quarter Chord for Reynolds Numbers of 0.36×10^6 , 0.49×10^6 , and 0.70×10^6

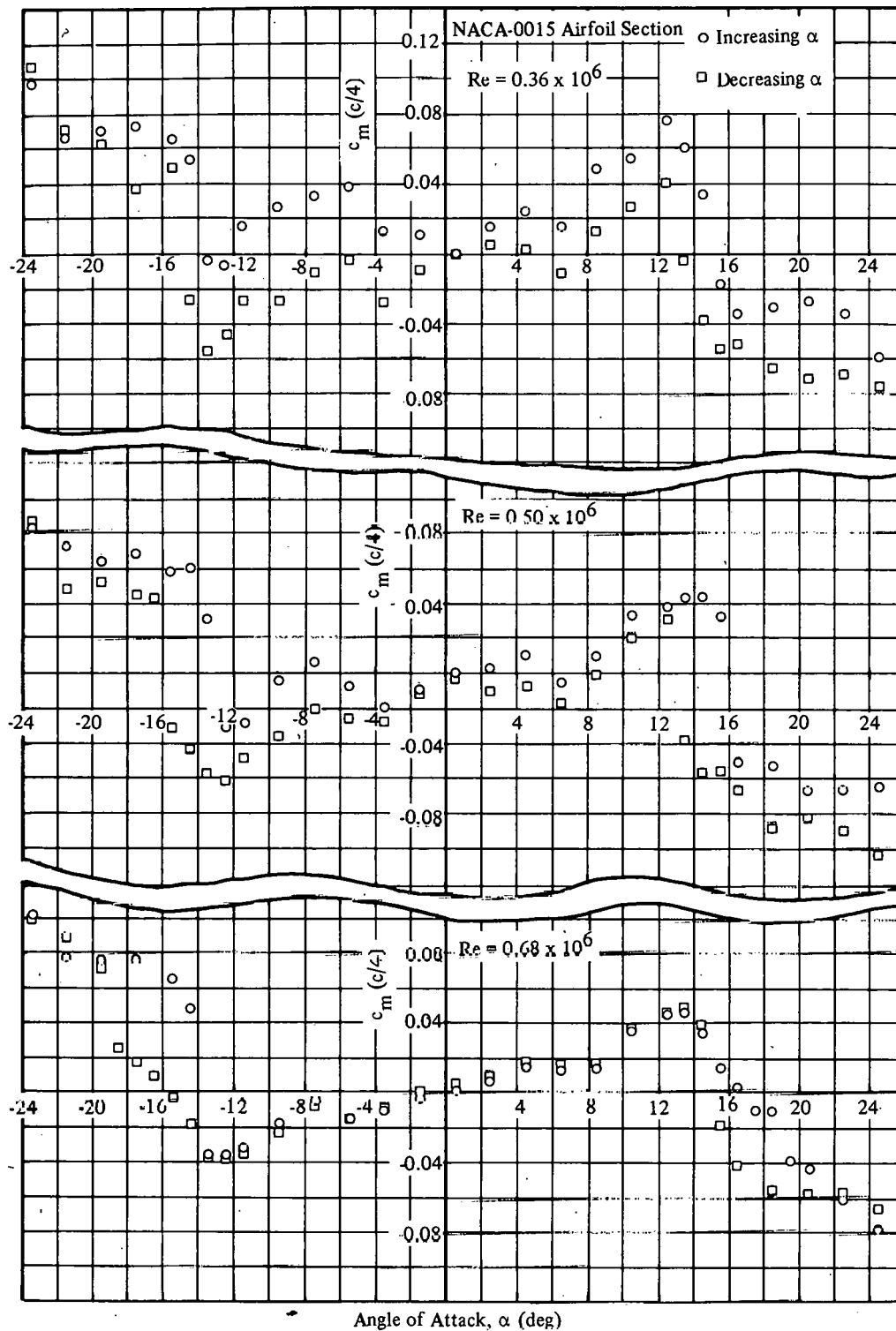


Figure 26. NACA-0015 Airfoil Section Moment Coefficients About the Quarter Chord for Reynolds Numbers of 0.36×10^6 , 0.50×10^6 , and 0.68×10^6

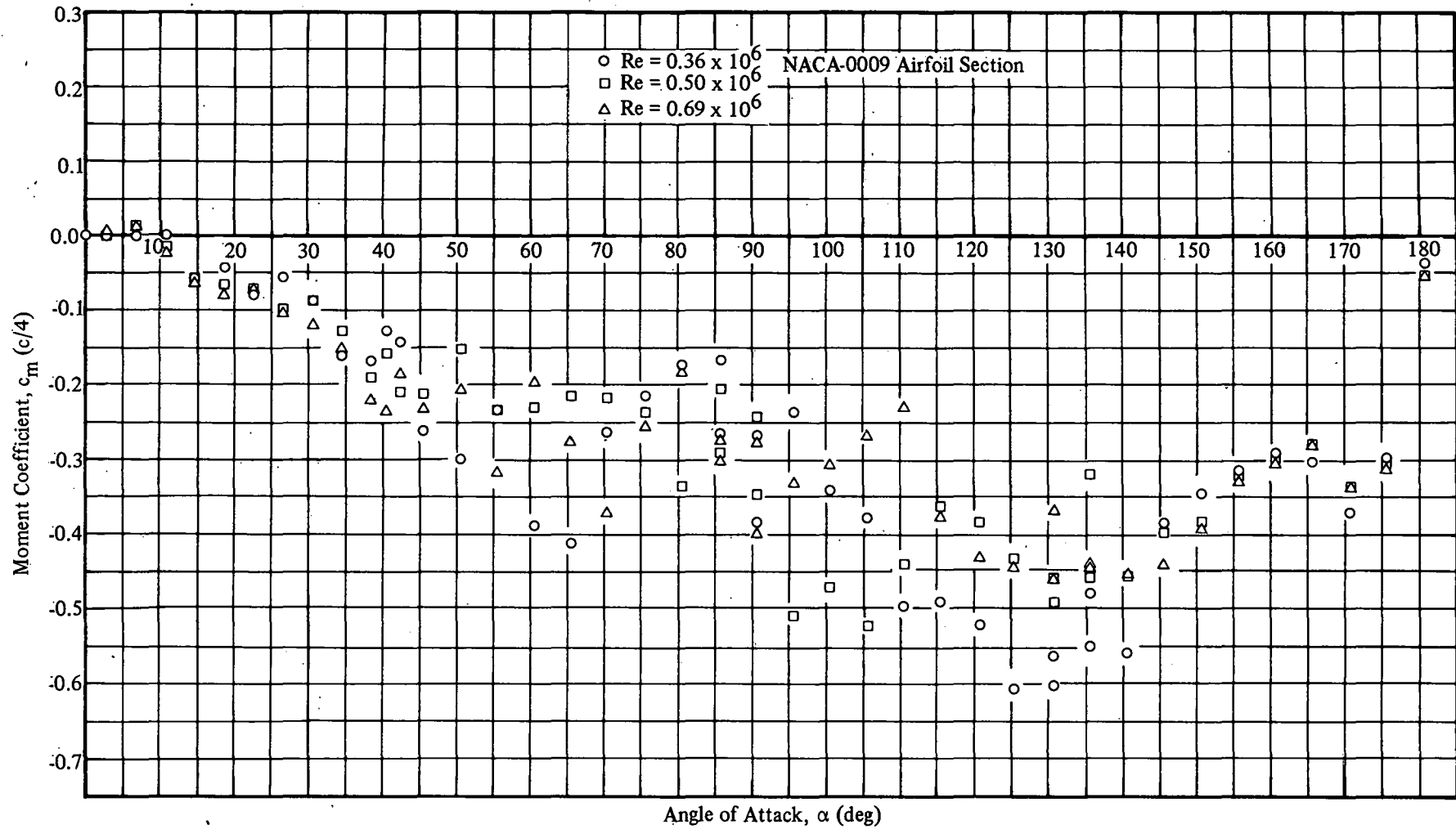


Figure 27. Full Range Section Moment Coefficients About the Quarter Chord for the NACA-0009 Airfoil at Reynolds Numbers of 0.36×10^6 , 0.50×10^6 , and 0.69×10^6

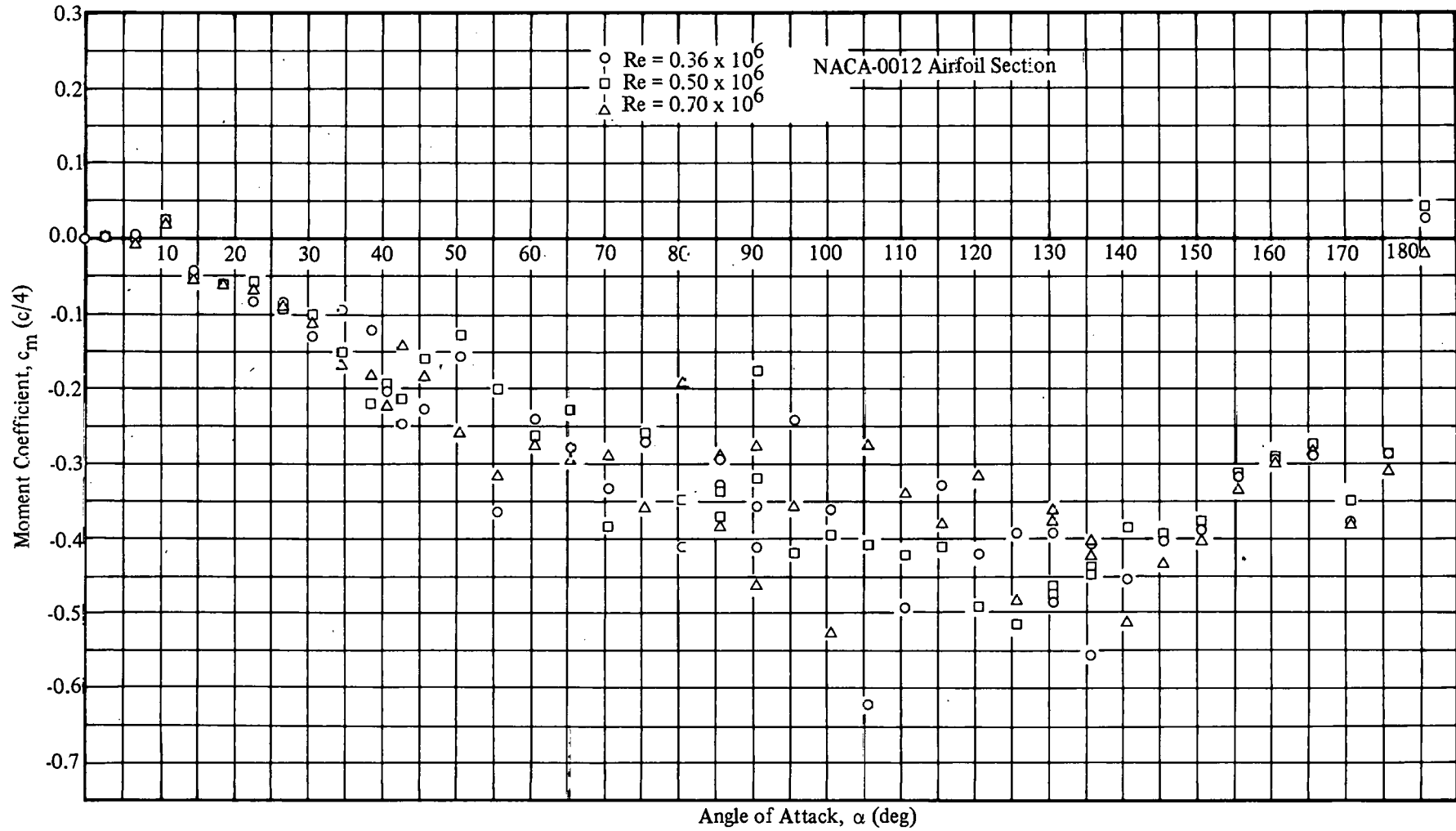


Figure 28, Full Range Section Moment Coefficients About the Quarter Chord for the NACA-0012 Airfoil at Reynolds Numbers of 0.36×10^6 , 0.50×10^6 , and 0.70×10^6

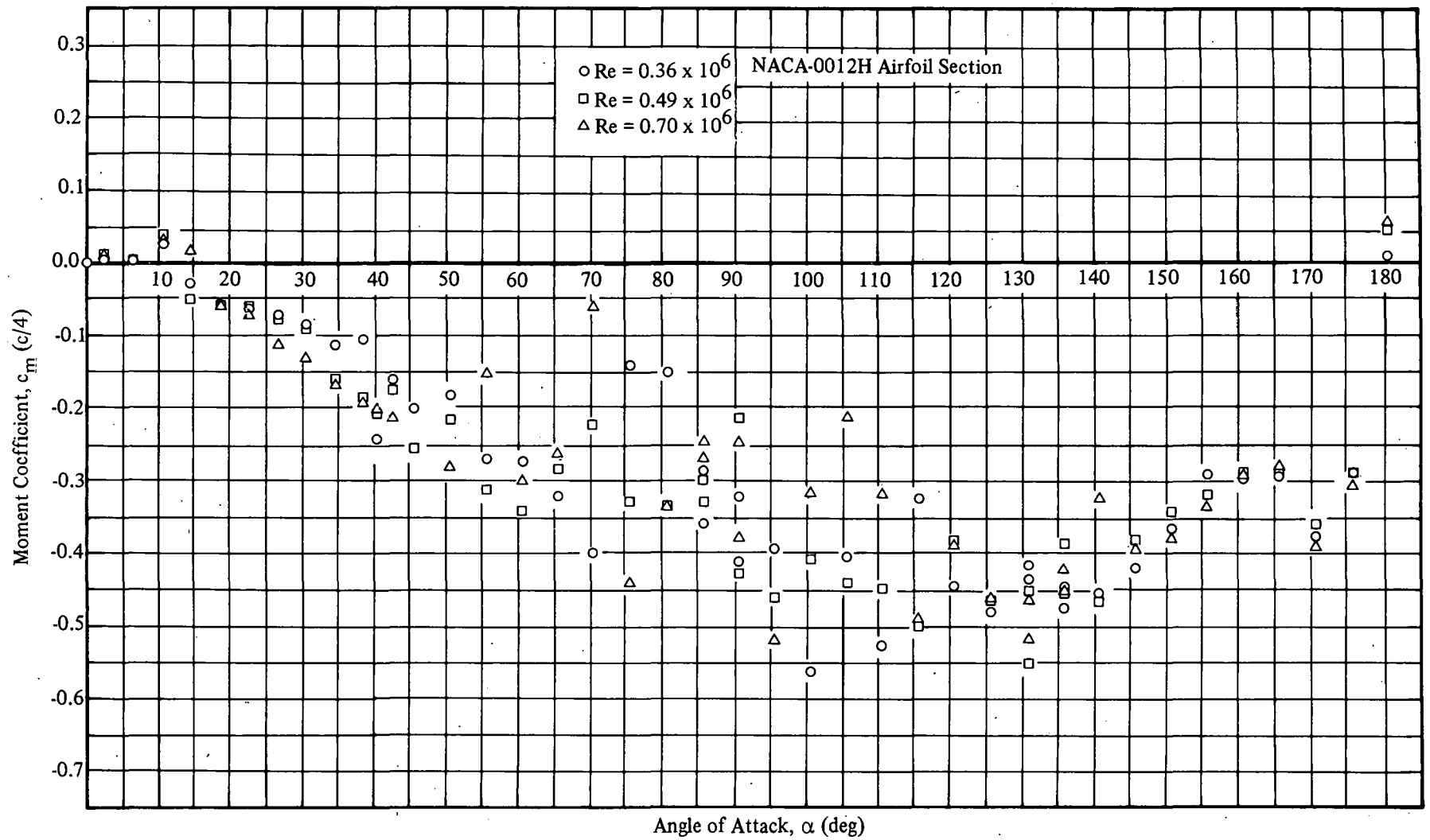


Figure 29. Full Range Section Moment Coefficients About the Quarter Chord for the NACA-0012H Airfoil at Reynolds Numbers of 0.36×10^6 , 0.49×10^6 , and 0.70×10^6

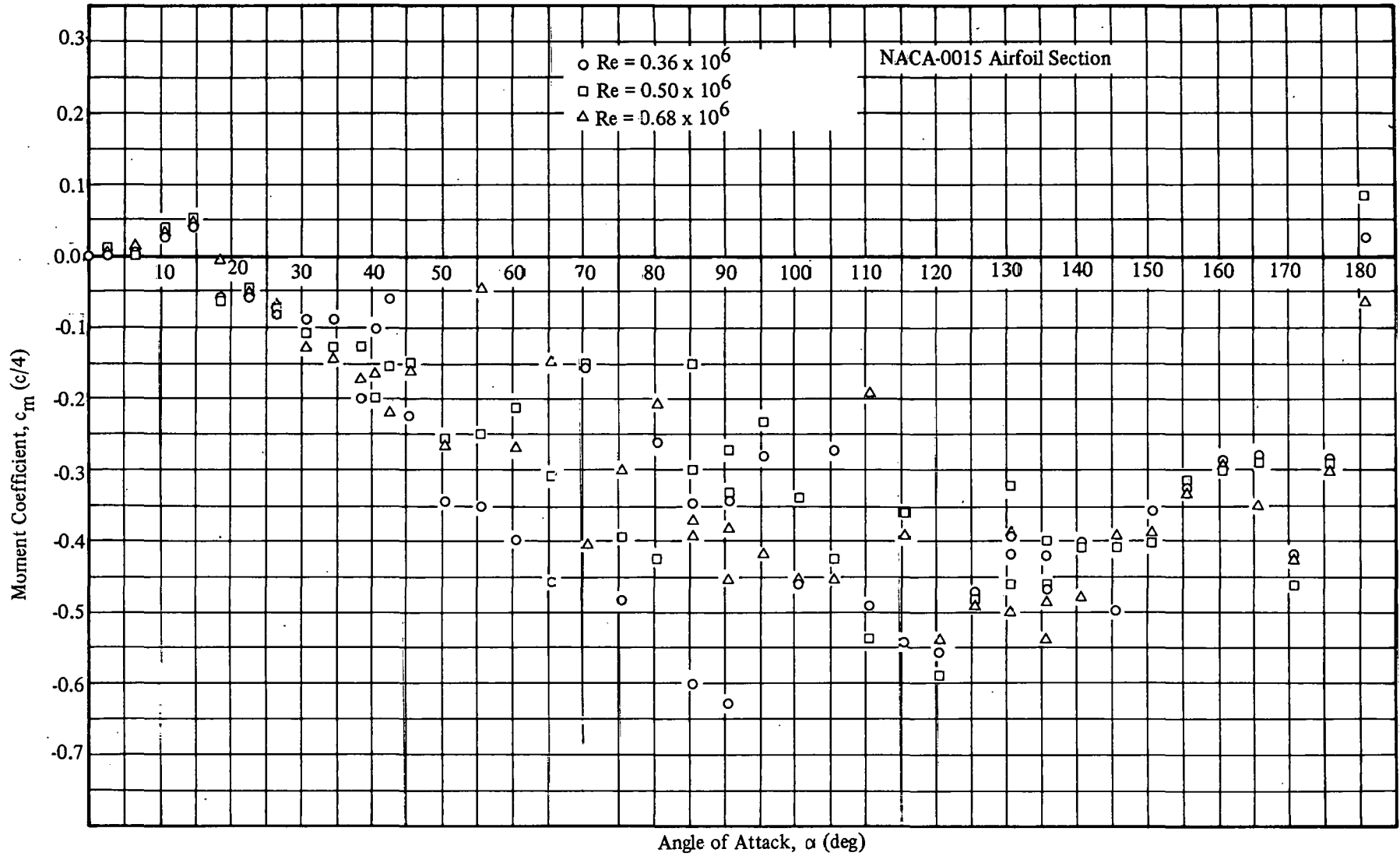


Figure 30. Full Range Section. Moment Coefficients About the Quarter Chord for a NACA-0015 Airfoil at Reynolds Numbers of 0.36×10^6 , 0.50×10^6 , and 0.68×10^6

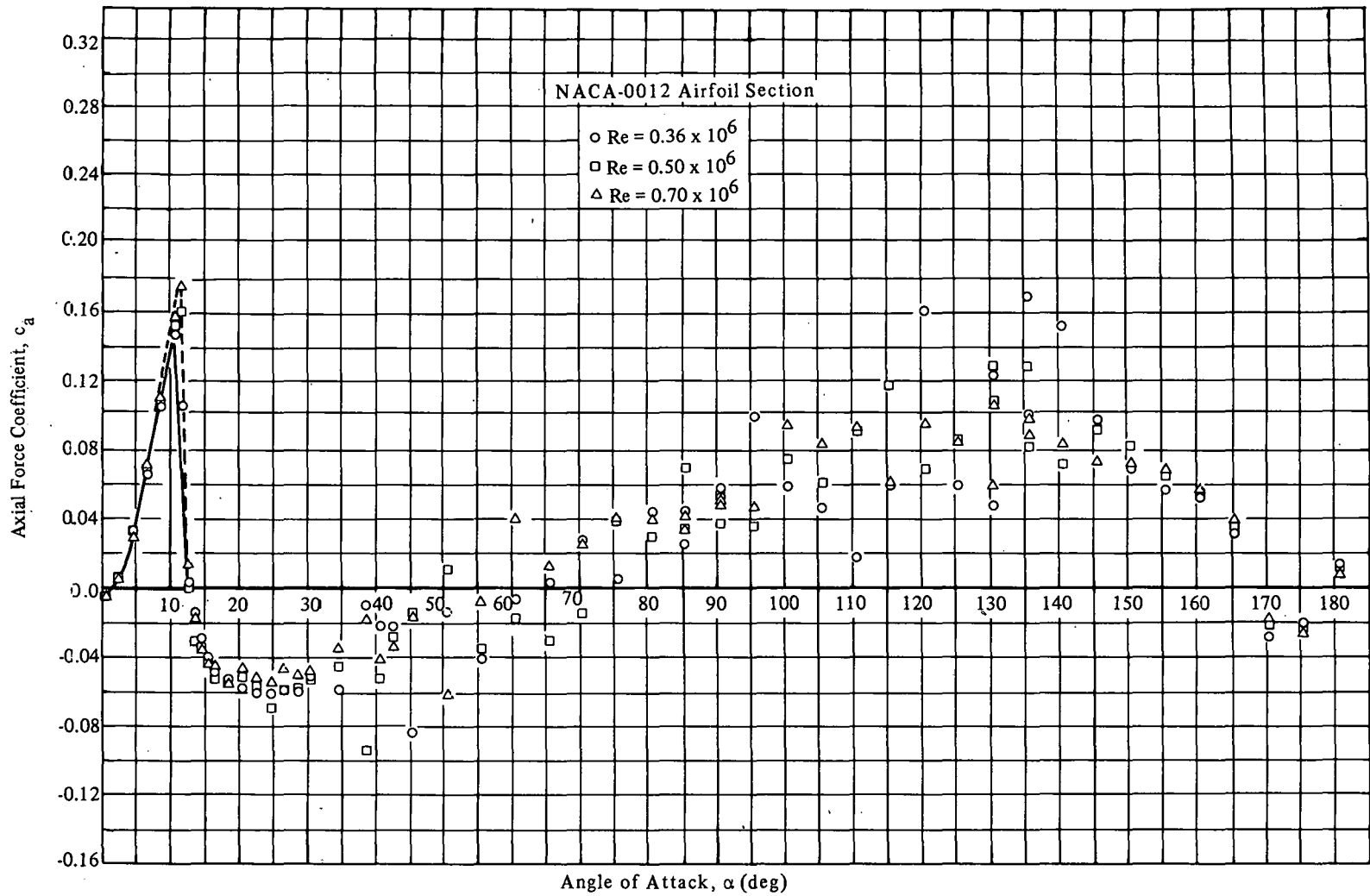


Figure 31. Full Range Section Axial Force Coefficients for the NACA-0012 Airfoil at Reynolds Numbers of 0.36×10^6 , 0.50×10^6 , and 0.70×10^6

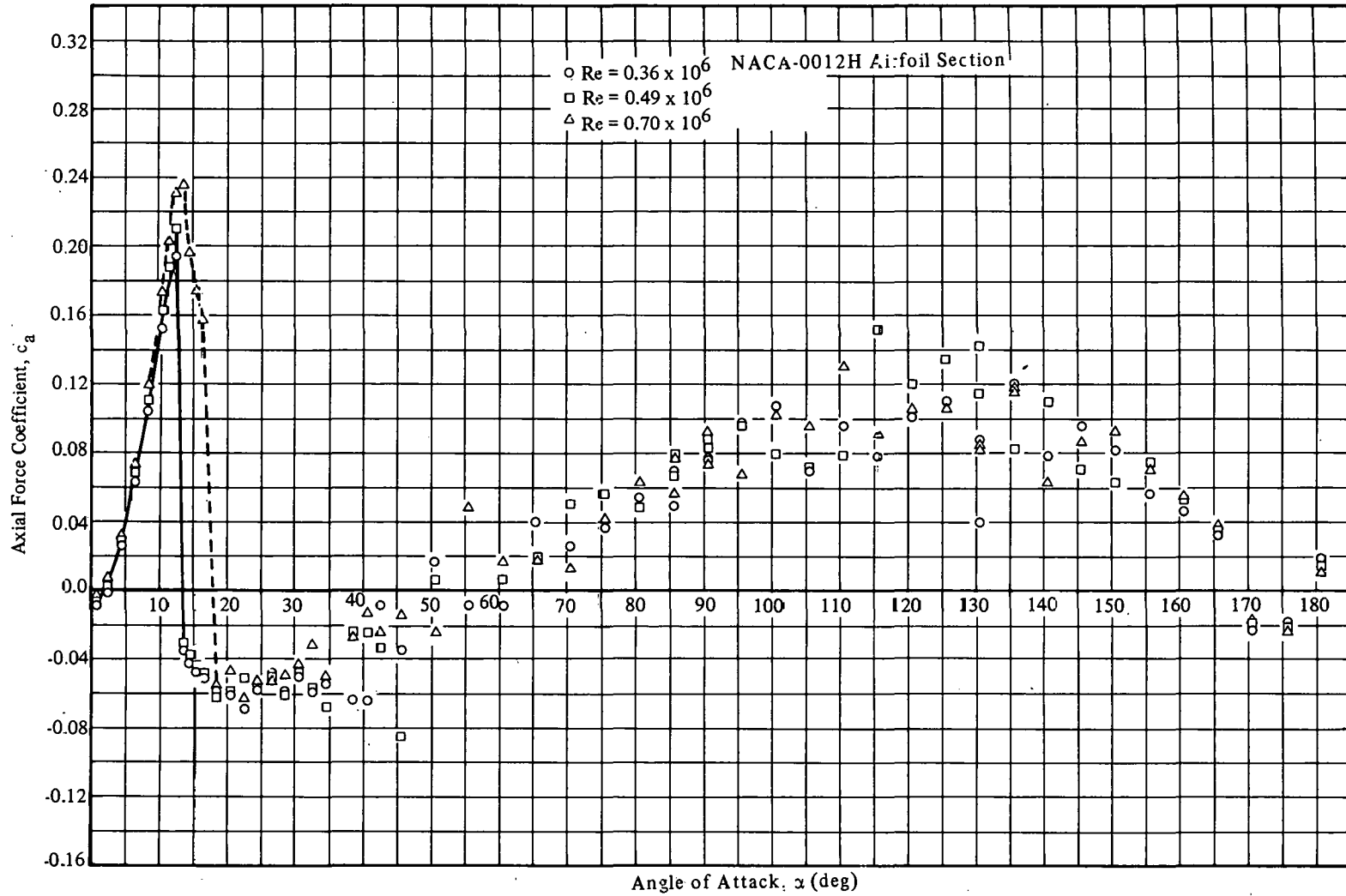


Figure 32. Full Range Section Axial Force Coefficients for the NACA-0012H Airfoil at Reynolds Numbers of 0.36×10^6 , 0.49×10^6 , and 0.70×10^6

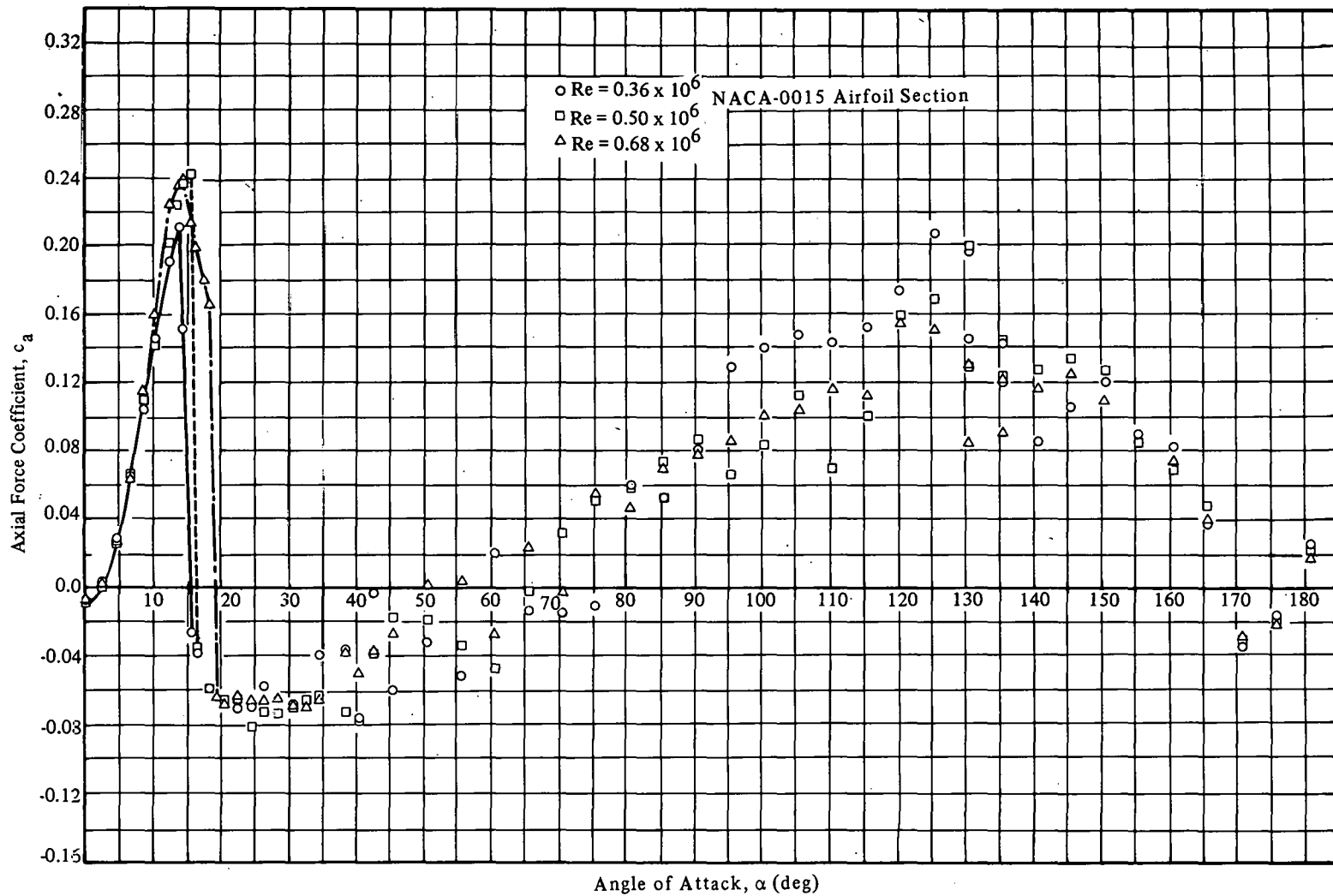


Figure 33. Full Range Section Axial Force Coefficients for the NACA-0015 Airfoil at Reynolds Numbers of 0.36×10^6 , 0.50×10^6 , and 0.68×10^6

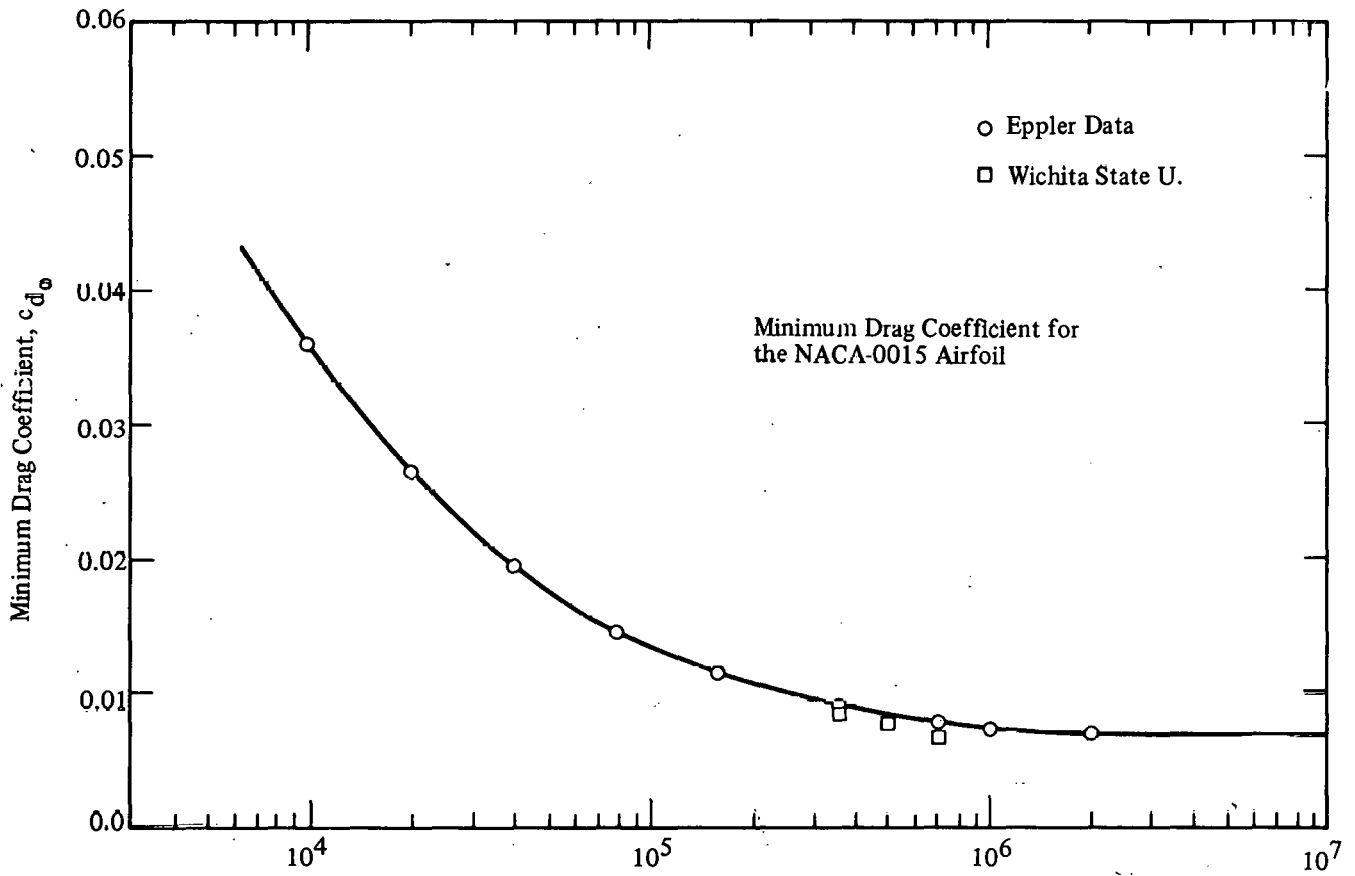


Figure 34. Predicted and Measured Values of Minimum Section Drag Coefficients, c_{d0} , as a Function of Reynolds Number, Re

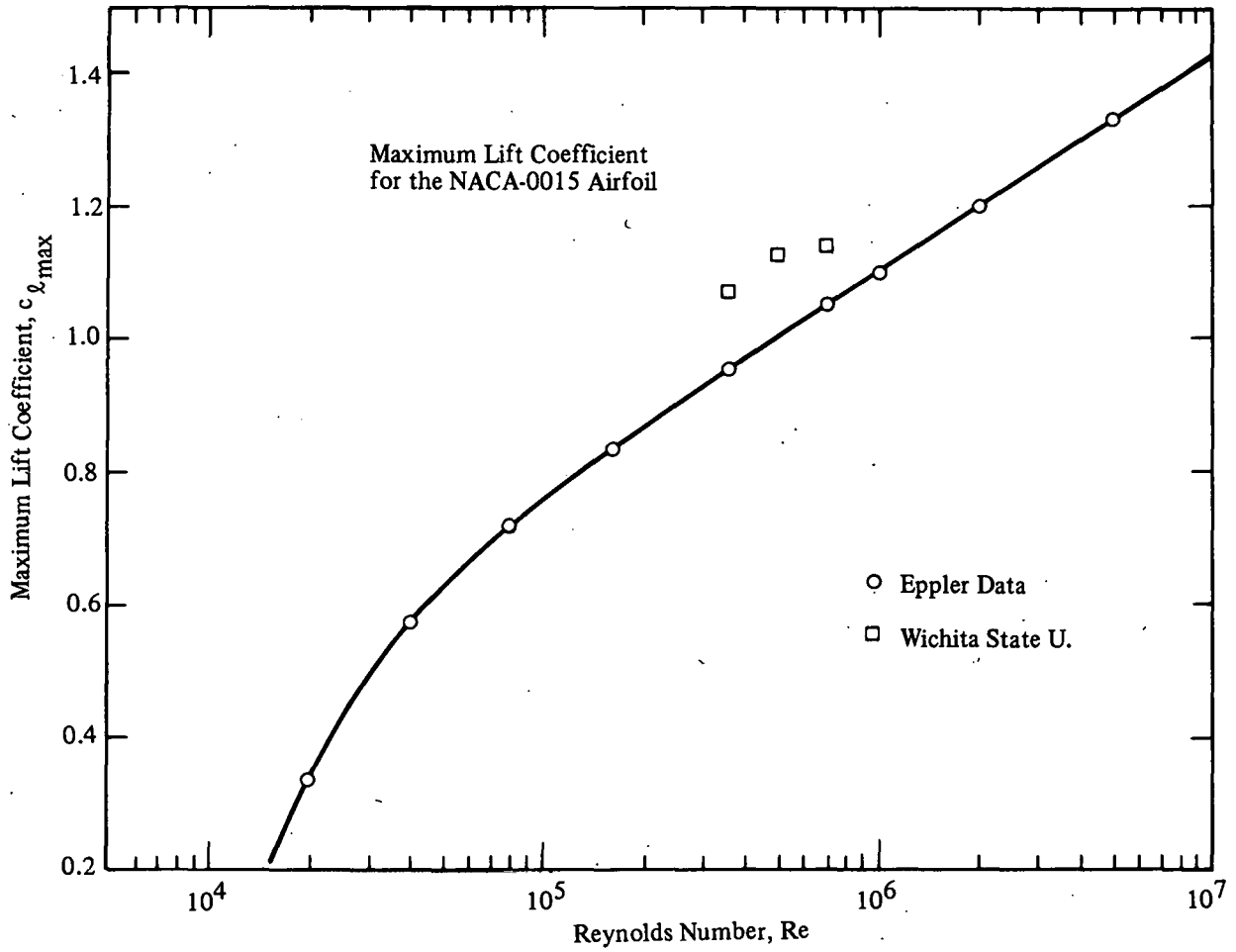


Figure 35. Predicted and Measured Values of Section Maximum Lift Coefficients, $c_{l,max}$, as a Function of Reynolds Number, Re

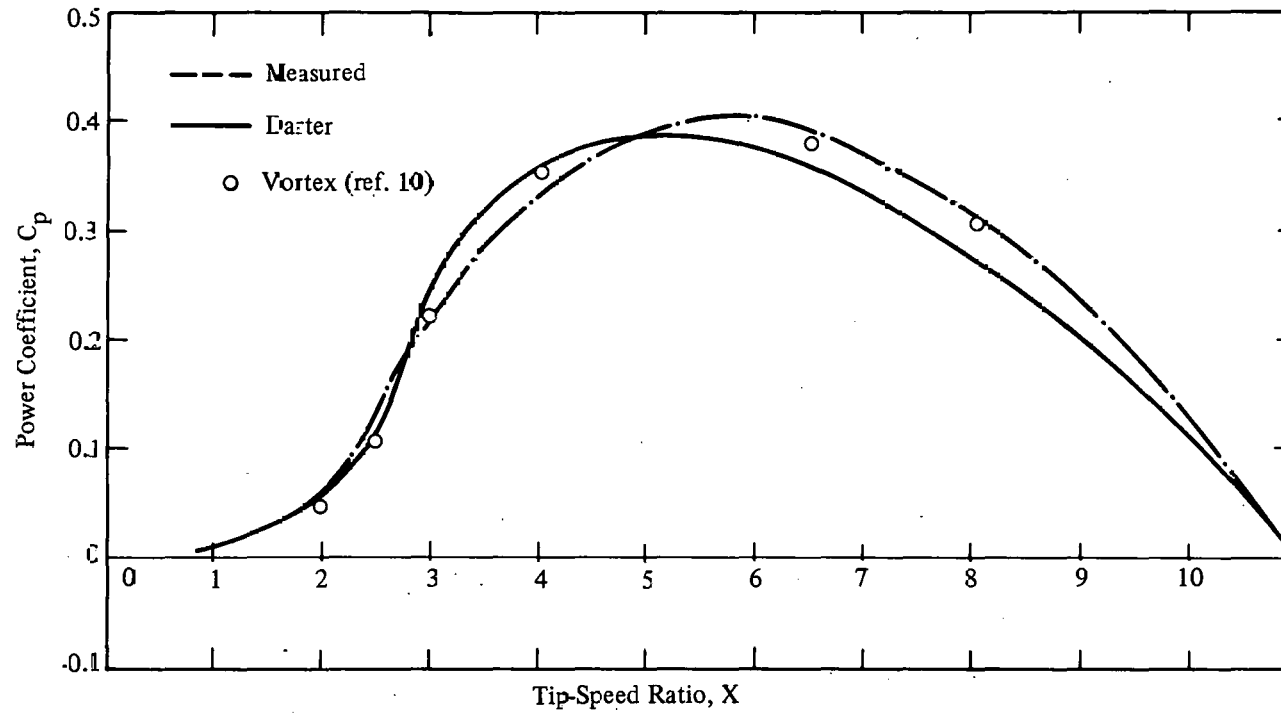


Figure 36. Power Coefficient as a Function of Tip-Speed Ratio for the Sandia 17-m Diameter Darrieus Turbine with a Height to Diameter Ratio of 1.0, Two NACA-0015 0.61-m Chord Blades at a Rotational Speed of 50.6 rpm

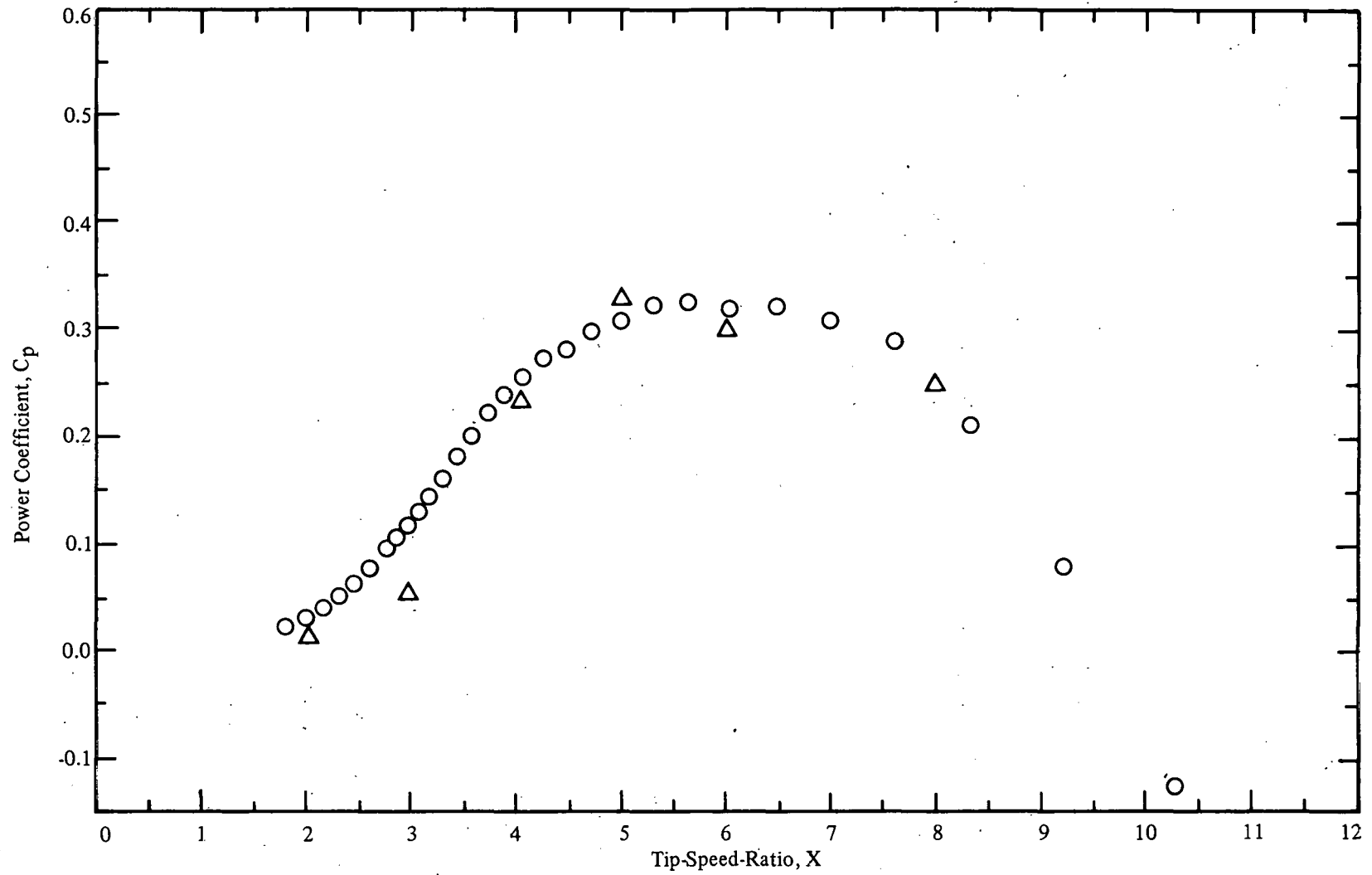


Figure 37. Power Coefficient as a Function of Tip-speed Ratio for the Sandia 5-m Diameter Darrieus Turbine with a Height to Diameter Ratio of 1.0, Two NACA-0015 0.15-m Chord Blades at a Rotational Speed of 162.5 rpm

Distribution:

TID-4500-R68 UC-60 (326)

Wichita State University (2)
Aero Engineering Department
Wichita, KS 67208
Attn: M. Snyder
W. Wentz

Virginia Polytechnic Institute and
State University
Department of Engineering Science
and Mechanics
Blacksburg, VA 24060
Attn: R. E. Akins
Assistant Professor

Aluminum Company of America (5)
Alcoa Laboratories
Alcoa Technical Center
Alcoa Center, PA 15069
Attn: D. K. Ai
A. G. Craig
J. T. Huang
J. R. Jombock
P. N. Vosburg

Dynergy Corporation
P.O. Box 428
1269 Union Avenue
Laconia, NH 03246
Attn: R. B. Allen
General Manager

American Wind Energy Association
1609 Connecticut Avenue NW
Washington, DC 20009

South Dakota School of Mines
and Technology
Department of Mechanical Engineering
Rapid City, SD 57701
Attn: E. E. Anderson

University of Vermont
318 Millis Hall
Burlington, VT 05405
Attn: S. Anderson

US DOE/Office of Commercialization
20 Massachusetts Avenue NW
Main Station 2221C
Washington, DC 20585
Attn: G. T. Ankrum

Stanford University
Department of Aeronautics and
Astronautics Mechanical Engineering
Stanford, CA 94305
Attn: H. Ashley

Consolidated Edison Company of
New York, Inc.
4 Irving Place
New York, NY 10003
Attn: K. Austin

Hayes, Seay, Mattern & Mattern
1315 Franklin Road SW
Roanoke, VA 24016
Attn: B. H. Barksdale, Jr.

University of California
Institute of Geophysics
and Planetary Physics
Riverside, CA 92521
Attn: P. J. Baum

Washington State University
Department of Electrical Engineering
College of Engineering
Pullman, WA 99163
Attn: F. K. Bechtel

Arizona State University
Solar Energy Collection
University Library
Tempe, AZ 85281
Attn: M. E. Beecher

Civilingenior, MCIF
"Osterbyhus," 6990 Ulfborg
DK6990 DENMARK
Attn: L. Bjervig

University of Oklahoma
Aero Engineering Department
Norman, OK 73069
Attn: K. Bergey

Wind Energy Systems
Route 1, Box 93-A
Oskaloosa, KS 66066
Attn: S. Blake

Distribution: (Cont)

McDonnell Douglas Aircraft Corporation
Department 341, Building 32/2
P.O. Box 516
St. Louis, MO 63166
Attn: R. Brulle

University of Sherbrooke
Faculty of Applied Science
Sherbrooke, Quebec
CANADA J1K 2R1
Attn: R. Camerero

CERCEM (2)
49 Rue du Commandant Rolland
93350 Le Bourget
FRANCE
Attn: G. Darrieus
J. Delassus

University of Auckland
School of Engineering
Private Bag
Auckland, NEW ZEALAND
Attn: V. A. L. Chasteau
Professor

McDonnell Aircraft Corporation
P.O. Box 516
Department 337, Building 32
St. Louis, MO 63166
Attn: H. T. Clark

USDA, Agricultural Research Service
Southwest Great Plains Research
Center
Bushland, TX 79012
Attn: R. N. Clark

State Consumer Protection Board
State of New York
Executive Department
99 Washington Avenue
Albany, NY 12210
Attn: J. D. Cohen
Consumer Outreach Coordinator

University of Massachusetts
Mechanical and Aerospace Engineering
Department
Amherst, MA 01003
Attn: D. E. Cromack
Associate Professor

Tumac Industries
650 Ford Street
Colorado Springs, CO 80915
Attn: G. B. Curtis

US Department of Energy/ALO (3)
Albuquerque, NM 87185
Attn: G. P. Tennyson
D. C. Graves
D. W. King

US Department of Energy Hq (20)
Washington, DC 20545
Attn: L. V. Divone, Chief
Wind Systems Branch
D. F. Ancona, Program Manager
Wind Systems Branch
C. E. Aspliden

Southern Illinois University
School of Engineering
Carbondale, IL 62901
Attn: C. W. Dodd

Kaiser Aluminum and Chemical Sales, Inc.
6177 Sunol Blvd.
P. O. Box 877
Pleasanton, CA 94566
Attn: D. D. Doerr

Dominion Aluminum Fabricating Ltd. (2)
3570 Hawkestone Road
Mississauga, Ontario
CANADA L5C 2U8
Attn: L. Schienbein
C. Wood

Hamilton Standard
1730 NASA Boulevard
Room 207
Houston, TX 77058
Attn: D. P. Dougan

Nederlands Energy Research Foundation
(E.C.N.)
Physics Department
Westerduinweg 3 Patten (nh)
THE NETHERLANDS
Attn: J. B. Dragt

Battelle-Pacific Northwest Laboratory
P.O. Box 999
Richland, WA 99352
Attn: C. E. Elderkin

Distribution: (Cont)

The Mitre Corporation
1820 Dolley Madison Blvd.
McLean, VA 22102
Attn: F. R. Eldridge, Jr.

Electric Power Research Institute
3412 Hillview Avenue
Palo Alto, CA 94304
Attn: E. Demeo

The Resources Agency
Department of Water Resources
Energy Division
1416 9th Street
P. O. Box 388
Sacramento, CA 95802
Attn: Richard G. Ferreira, Chief

University of Colorado
Department of Aerospace Engineering
Sciences
Boulder, CO 80309
Attn: J. D. Fock, Jr.

New England Geosystems
P. O. Box 128
East Derry, NH 03041
Attn: D. R. Finley

Public Service Company of New Hampshire
1000 Elm Street
Manchester, NH 03105
Attn: L. C. Frederick

Universite Laval - Quebec
Mech. Eng. Dept.
Faculty of Sciences & Eng.
Quebec, CANADA G1K 7P4
Attn: H. Gerardin

Amarillo College
Amarillo, TX 79100
Attn: E. Gilmore

Wind Power Digest
P.O. Box 539
Harrisburg, PA 17108
Attn: P. Gipe

University College of Swansea
Department of Mechanical Engineering
Singleton Park
Swansea SA2 8PP
UNITED KINGDOM
Attn: R. T. Griffiths

Massachusetts Institute of Technology
77 Massachusetts Avenue
Cambridge, MA 02139
Attn: N. D. Ham, Professor

Kaiser Aluminum and Chemical Sales, Inc.
14200 Cottage Grove Avenue
Dolton, IL 60419
Attn: A. A. Hagman

Project Department
Electricity Supply
18 St. Stephen's Green
Dublin 2, IRELAND
Attn: M. L. Hally, Section Manager

US Department of Energy/DST
20 Massachusetts Avenue
Washington, DC 20545
Attn: S. Hansen

Wind Engineering Corporation
Airport Industrial Area
Box 5936
Lubbock, TX 79415
Attn: C. F. Harris

Massachusetts Institute of Technology
Aero/Astro Department
Cambridge, MA 02139
Attn: W. L. Harris

Rockwell International (2)
Rocky Flats Plant
P.O. Box 464
Golden, CO 80401
Attn: T. Healy

Helion
P.O. Box 4301
Sylmar, CA 91342

Distribution: (Cont)

AMBIO
KVA
Fack, S-10405
Stockholm
SWEDEN
Attn: D. Hinrichsen
Associate Editor

Sven Hugosson
Box 21048
S. 100 31 Stockholm 21
SWEDEN

Ben-Gurion University of the Negev
Department of Mechanical Engineering
Beer-Sheva, ISRAEL
Attn: O. Igra

Indian Oil Corporation, Ltd.
Marketing Division
254-C, Dr. Annie Besant Road
Prabhadevi, Bombay-400025
INDIA

JBF Scientific Corporation
2 Jewel Drive
Wilmington, MA 01887
Attn: E. E. Johanson

Kansas State University
Electrical Engineering Department
Manhattan, KS 66506
Attn: G. L. Johnson, P. E.

B. O. Kaddy, Jr.
Box 353
31 Union Street
Hillsboro, NH 03244

Kaman Aerospace Corporation
Old Windsor Road
Bloomfield, CT 06002
Attn: W. Batesol

R. L. Katzenberg
2820 Upton St. NW
Washington, DC 20008

The College of Trades and Technology
P.O. Box 1693
Prince Philip Drive
St. John's, Newfoundland
CANADA A1C 5P7
Attn: R. E. Kelland

Natural Power, Inc.
New Boston, NH 03070
Attn: S. King

Larry Kinnett
P.O. Box 6593
Santa Barbara, CA 93111

Michigan State University
Division of Engineering Research
East Lansing, MI 48824
Attn: O. Krauss

Lawrence Livermore Laboratory
P.O. Box 808 L-340
Livermore, CA 94550
Attn: D. W. Dorn

Public Service Company of New Mexico
P.O. Box 2267
Albuquerque, NM 87103
Attn: M. Lechner

Reynolds Metals Company
Mill Products Division
6601 West Broad Street
Richmond, VA 23261
Attn: G. E. Lennox
Industry Director

Kalman Nagy Lehoczky
Cort Adelers GT.30
Oslo 2
NORWAY

State Energy Commission
Research and Development Division
1111 Howe Avenue
Sacramento, CA 95825
Attn: J. Lerner

Agriculture Research Center
USDA
Building 303
Beltsville, MD 20705
Attn: L. Liljidal

Aeroenvironment, Inc.
660 South Arroyo Parkway
Pasadena, CA 91105
Attn: P. B. S. Lissaman

Distribution: (Cont)

FFA, The Aeronautical Research Institute
Box 11021
S-16111 Bromma
SWEDEN
Attn: O. Ljungstrom

Siltex
7 Capitol Drive
Moonachie, NJ 07074
Attn: J. B. Longendyck

Los Alamos Scientific Laboratories
P.O. Box 1663
Los Alamos, NM 87544
Attn: J. D. Balcomb Q-DO-T
Library

PRC Energy Analysis Co.
7600 Old Springhouse Rd.
McLean, VA 22101
Attn: E. L. Luther
Senior Associate

Beatrice de Saint Louvent
Etablissement d'Etudes et de Recherches
Meteorologiques
77, Rue de Servas
92106 Boulogne-Billancourt Cedex
FRANCE

L. H. J. Maile
48 York Mills Rd.
Willowdale, Ontario
CANADA M2P 1B4

Motolola, Inc.
G.E.D.
Mail Drop 1429
8201 E. McDowell Rd.
P. O. Box 1417
Scottsdale, AZ 85252
Attn: E. L. Markowski

Ford Motor Company
Environmental Research and Energy
Planning Director
Environmental and Safety Engineering
Staff
The American Road
Dearborn, MI 48121
Attn: J. R. Maroni

Dardalen Associates
15110 Frederick Road
Woodbine, MD 21797
Attn: F. Matanzo

Toray Industries, Inc.
Composite Materials Laboratory
Pioneering R&D Laboratories
Sonoyama, Otsu, Shiga
JAPAN 520
Attn: H. S. Matsuda, Manager

Tumac Industries, Inc.
650 Ford St.
Colorado Springs, CO 80915
Attn: J. R. McConnell

Kaman Sciences Corporation
P.O. Box 7463
Colorado Springs, CO 80933
Attn: J. Meiggs

Colorado State University
Department of Civil Engineering
Fort Collins, CO 80521
Attn: R. N. Meroney

Department of Economic Planning
and Development
Barrett Building
Cheyenne, WY 82002
Attn: G. N. Monsson

NASA Lewis Research Center (4)
21000 Brookpark Road
Cleveland, OH 44135
Attn: J. Savino
R. L. Thomas
W. Robbins
K. Kaza

Ronald Nousain
P. O. Box 111
Rome 1132
Los Angeles, CA 90051

The Power Co., Inc.
P.O. Box 221
Genesee Depot, WI 53217
Attn: A. A. Nedd, President

Distribution: (Cont)

West Texas State University
Department of Physics
P.O. Box 248
Canyon, TX 79016
Attn: V. Nelson

Natural Power, Inc.
New Boston, NH 03070
Attn: L. Nichols

Oklahoma State University (2)
Stillwater, OK 76074
Attn: W. L. Hughes
EE Department
D. K. McLaughlin
ME Department

Oregon State University (2)
Corvallis, OR 97331
Attn: R. E. Wilson
ME Department
R. W. Thresher
ME Department

Precinct 4
City-County Building
El Paso, TX 79901
Attn: P. F. O'Rourke
County Commissioner

Dow Chemical USA
Research Center
2800 Mitchell Drive
Walnut Creek, CA 94598
Attn: H. H. Paalman

Northwestern University
Department of Civil Engineering
Evanston, IL 60201
Attn: R. A. Parmelee

Riso National Laboratory
DK-4000 Roskilde
DENMARK
Attn: H. Petersen

National Rural Electric Cooperative
Association
1800 Massachusetts Avenue NW
Washington, DC 20036
Attn: W. Prichett, III

Commonwealth Scientific and Industrial
Research Organization
Division of Mechanical Engineering
Graham Road, Highett
Victoria, 3190
AUSTRALIA
Attn: B. Rawlings, Chief

The University of Tennessee
Department of Electrical Engineering
Knoxville, TN 37916
Attn: T. W. Reddoch
Associate Professor

Atlantic Wind Test Site
P. O. Box 189
Tignish P.E.I.
COB 2BO
CANADA
Attn: R. G. Richards

Memorial University of Newfoundland
Faculty of Engineering and Applied
Sciences
St. John's, Newfoundland
CANADA A1C 5S7
Attn: A. Robb

Institut fur Leichtbau
Technische Hochschule Aachen
Wullnerstrasse 7
GERMANY
Attn: H. Ruscheweyh

National Atomic Museum
Albuquerque, NM 87185
Attn: G. Schreiner
Librarian

Technion-Israel Institute of
Technology
Department of Aeronautical
Engineering
Haifa, ISRAEL
Attn: A. Seginer
Prof. of Aerodynamics

U. S. Department of Energy
P. O. Box 3621
102 NE Holladay
Portland, OR 97208
Attn: D. B. Seely, P.E.

Distribution: (Cont)

Wehrtechnik und Energieforschung
ERNO-Raumfahrttechnik GmbH
Hunefeldstr. 1-5
Postfach 10 59 09
2800 Bremen 1
GERMANY
Attn: H. Selzer
Dipl.-Phys.

Bristol Aerospace Ltd.
Rocket and Space Division
P.O. Box 874
Winnipeg, Manitoba
CANADA R3C 2S4
Attn: H. Sevier

National Aeronautical Laboratory
Aerodynamics Division
Bangalore 560017
INDIA
Attn: P. N. Shankar

Kingston Polytechnic
Canbury Park Road
Kingston, Surrey
UNITED KINGDOM
Attn: D. Sharpe

Cornell University
Sibley School of Mechanical and
Aerospace Engineering
Ithaca, NY 14853
Attn: D. G. Shepherd

Colorado State University (2)
Mechanical Engineering Department Head
Ft. Collins, CO 80521
Attn: H. P. Sleeper
F. Smith

Instituto Tecnológico Costa Rica
Apartado 159 Cartago
COSTA RICA
Attn: K. Smith

Iowa State University
Agricultural Engineering, Room 213
Ames, IA 50010
Attn: L. H. Soderholm

Southwest Research Institute (2)
P.O. Drawer 28501
San Antonio, TX 78284
Attn: W. L. Donaldson,
Senior Vice President
R. K. Swanson

Bent Sorenson
Roskilde University Centery
Energy JGroup, Bldg. 17.2
IMFUFA
P. O. Box 260
DK-400 Roskilde
DENMARK

Rick Stevenson
Route 2
Box 85
Springfield, MO 65802

Morey/Stjernholm and Associates
1050 Magnolia Street
Colorado Springs, CO 80907
Attn: D. T. Stjernholm, P.E.
Mechanical Design Engineer

G. W. Stricker
383 Van Gordon 30-559
Lakewood, CO 80228

C. J. Swet
Route 4
Box 358
Mt. Airy, MD 21771

National Research Council
ASEB
2101 Constitution Ave.
Washington, DC 20418
Attn: J. Taylor

NRC-National Aeronautical (3)
Establishment
Low Speed Aerodynamics Section
Ottawa 7, Ontario
CANADA K1A 0R6
Attn: R. J. Templin

Distribution: (Cont)

Texas Tech University (3)
P.O. Box 4389
Lubbock, TX 79409
Attn: K. C. Mehta
CE Department
J. Strickland
ME Department
J. Lawrence
ME Department

Atari, Inc.
155 Moffett Park Drive
Sunnyvale, CA 94086
Attn: F. Thompson

Air Force Wright Aeronautical
Laboratories (AFSC)
Terrestrial Energy Technology
Program Office
Aerospace Power Division
Aero Propulsion Laboratory
Wright-Patterson Air Force Base,
OH 45433
Attn: J. M. Turner, Group Leader

United Engineers and Constructors, Inc.
Advanced Engineering Department
30 South 17th Street
Philadelphia, PA 19101
Attn: A. J. Karalis

University of New Mexico (2)
New Mexico Engineering Research
Institute
Campus P.O. Box 25
Albuquerque, NM 87131
Attn: D. E. Calhoun
G. G. Leigh

University of New Mexico (2)
Albuquerque, NM 87106
Attn: K. T. Feldman
Energy Research Center
V. Sloglund
ME Department

Jan Vacek
Eolienne experimentale
C.P. 279, Cap-aux-Meules
Iles de la Madeleine, Quebec
CANADA

Solar Energy Research Institute
1617 Cole Blvd.
Golden, CO 80401
Attn: I. E. Vas

National Aerospace Laboratory
Anthony Fokkerweg 2
Amsterdam 1017
THE NETHERLANDS
Attn: O. de Vries

West Virginia University
Department of Aero Engineering
1062 Kountz Avenue
Morgantown, WV 26505
Attn: R. Walters

Bonneville Power Administration
P.O. Box 3621
Portland, OR 97225
Attn: E. J. Warchol

Energy and Power Systems
ERA Ltd.
Cleeve Rd.
Leatherhead
Surrey KT22 7SA
ENGLAND
Attn: D. F. Warne, Manager

G. R. Watson, Project Manager
The Energy Center
Pennine House
4 Osborne Terrace
Newcastle upon Tyne NE2 1NE
UNITED KINGDOM

Watson Bowman Associates, Inc.
1290 Niagara St.
Buffalo, NY 14213
Attn: R. J. Watson

Tulane University
Department of Mechanical Engineering
New Orleans, LA 70018
Attn: R. G. Watts

Solar Energy Research Institute (3)
1617 Cole Blvd.
Golden, CO 80401
Attn: P. Weis

Distribution: (Cont)

Mississippi State University
Mechanical Engineering Department
Mississippi State, MS 39762
Attn: W. G. Wells, P.E.,
Associate Professor

University of Alaska
Geophysical Institute
Fairbanks, AK 99701
Attn: T. Wentink, Jr.

West Texas State University
Government Depository Library
Number 613
Canyon, TX 79015

Wind Energy Report
Box 14
102 S. Village Ave.
Rockville Centre, NY 11571
Attn: F. S. Seiler

Wind Program Manager
Wisconsin Division of State Energy
8th Floor
101 South Webster Street
Madison, WI 53702

Central Solar Energy Research
Corporation
1200 Sixth Street
328 Executive Plaza
Detroit, MI 48226
Attn: R. E. Wong
Assistant Director

1000 G. A. Fowler
1200 L. D. Smith
3161 J. E. Mitchell (15)
3161 P. S. Wilson
4533 J. W. Reed
4700 J. H. Scott
4710 G. E. Brandvold
4715 R. H. Braasch (200)
4715 J. D. Cyrus
4715 R. D. Grover
4715 E. G. Kadlec
4715 P. C. Klimas (15)
4715 M. T. Mattison
4715 R. O. Nellums
4715 W. N. Sullivan
4715 M. H. Worstell
4715 K. A. Watson
4715 D. F. Wolf
5520 T. B. Lane
5523 D. W. Lobitz
5523 R. C. Reuter, Jr.
5523 T. G. Carne
5600 D. B. Schuster
5620 M. M. Newsom
5630 R. C. Maydew
5632 C. W. Peterson
5633 S. McAlees, Jr.
5633 R. E. Sheldahl (15)
5636 J. K. Cole
5636 D. E. Berg
5636 W. H. Curry
5650 D. J. Rigali
8214 M. A. Pound
3141 L. J. Erickson (5)
3151 W. L. Garner (3)
For DOE/TIC (Unlimited Release)

Org.	Bldg.	Name	Rec'd by*	Org.	Bldg.	Name	Rec'd

* Recipient must initial on classified documents.