

CONF-891119--79

authored by a contractor of the U.S. Government under contract No. DE-AC05-84OR21400. Accordingly, the U.S. Government retains a nonexclusive, royalty-free license to publish or reproduce the published form of this contribution, or allow others to do so, for U.S. Government purposes.

THE ADVANCED NEUTRON SOURCE

JOHN B. HAYTER

Solid State Division, Oak Ridge National Laboratory, P.O. Box 2008, Oak Ridge, Tennessee 37831-6393.

CONF-891119--79

DE90 006156

ABSTRACT

The Advanced Neutron Source (ANS) is a new user experimental facility planned to be operational at Oak Ridge in the late 1990's. The centerpiece of the ANS will be a steady-state research reactor of unprecedented thermal neutron flux ($\phi_{th} \approx 9 \cdot 10^{19} \text{ m}^{-2} \cdot \text{s}^{-1}$) accompanied by extensive and comprehensive equipment and facilities for neutron-based research.

INTRODUCTION

Neutron scattering was pioneered by C. G. Shull and E. O. Wollan at the X-10 (natural uranium) graphite reactor at Oak Ridge National Laboratory about half a century ago. The flux available, although low ($1 \cdot 10^{16} \text{ m}^{-2} \cdot \text{s}^{-1}$), was sufficient to show the importance of neutron scattering as a fundamental technique in materials science, and the many papers offered at this Symposium indicate the continued health of the field. Many reactors of increasingly higher flux were designed and built in the 1950's and 1960's, culminating with the high flux reactors at Brookhaven National Laboratory (HFBR) and at Oak Ridge National Laboratory (HFIR) in the United States, and at the Institut Laue-Langevin in France; all of these reactors offer fluxes of order $1.5 \cdot 10^{19} \text{ m}^{-2} \cdot \text{s}^{-1}$. However, while new research reactors have either come on-line (or are about to come on-line) since that time in Western Europe, Japan and Russia, it is now about 25 years since the last research reactor was constructed in the United States. In the late 1970's, it was clear that the lead in the field of neutron scattering had passed decisively to Western Europe, and the Department of Energy set up panels under the chairmanship of W. F. Brinkman to review the situation in 1980 and 1982. The National Research Council also became concerned, and after reviewing the needs of neutron scattering *per se* [1], undertook a thorough review of neutron scattering facilities in the context of all major national facilities for materials research [2].

The major facilities review concluded that a new, steady-state high-flux neutron facility was a high priority requirement for the United States, and recommended that design begin immediately. Among the factors contributing to this recommendation was the age of existing reactors, the evident European leadership in a field in which the U.S. had been predominant, and the important (and often unique) future applications of neutron scattering in many important areas of condensed matter physics, polymer and colloid science, metals, alloys and ceramics, chemistry, biology and medicine, and the earth sciences. Detailed needs of the community, and the means to realize them, were defined in several major workshops [3-5], and the project has been guided since 1987 by the National Steering Committee for the Advanced Neutron Source. The fundamental project objective is to design and construct the world's highest flux research reactor for neutron scattering. The reactor should also provide isotope production and materials irradiation facilities which are as good as, or better than, the High Flux Isotope Reactor, since it is likely that the latter will be shut down once the Advanced Neutron Source (ANS) is operational.

DISTRIBUTION OF THIS DOCUMENT IS UNLIMITED
MASTER

THE NEUTRON SOURCE

The *sine qua non* of the new facility is a reactor which can provide a flux at least five times higher than any existing neutron beam reactor, while meeting extremely stringent safety requirements. To this end, it was decided to base the design on existing technology (although advantage will be taken of any gains from new research and development), and to carry out probabilistic risk assessment simultaneously with design; the latter is a first for such a project, and reflects the fact that safety considerations are of primordial concern. A major achievement of the project to date has been the completion of preconceptual nuclear and thermal hydraulic design work on the reactor, showing that the objectives can be met with a safe design. The key feature has been to choose a coaxial, split-core in which the two halves are axially separated and separately cooled (see Figs. 1 and 2). The reactor volume of 67.4 L contains 18 kg of ^{235}U (93% enriched) in the form of involute plates of U_3Si_2 in an Al matrix. The unperturbed peak thermal flux generated in the reflector is of order $9 \cdot 10^{19} \text{ m}^{-2} \cdot \text{s}^{-1}$ at a power of 350 MW. The reactor core is cooled by a heavy water primary coolant loop, with coolant *upflow*. The choice of upflow provides a very desirable added safety feature, since it ensures an immediate transition to natural convection cooling (without any time delay for flow reversal) in the unlikely event of rupture of the primary circuit at a point which forestalls compensation by the independent backup circuit. (It should be noted that the normally low probability of major pipe rupture is being further reduced by designing for leak-before-break, with continuous leak monitoring.) The maximum coolant outlet temperature is 98°C , so that boiling will not occur on loss of pressure.

The reactor is controlled by four hafnium control rods in the central core channel. Each rod is provided with an independent scram mechanism, and any three of the four are able to shut down the reactor. A second, independent, shutdown mechanism is provided by eight shutdown rods placed outside the core. Each rod is again provided with an independent scram mechanism, and any seven of the rods are sufficient for total shutdown. Thus, the reactor may be shut down, even if there is total failure of one complete set of independent scram mechanisms, and partial failure of the other.

There are six major types of experimental facilities in the reactor assembly (Fig. 2). Materials irradiation (for example, for fusion research) takes place in either instrumented or uninstrumented capsules placed inside the upper fuel element, while transuranium elements are produced in targets just outside the lower fuel element. One of the achievements of the core design is that these facilities, which provide appropriate fast and epithermal neutron spectra, have minimal effect (<2%) on the fluxes of the neutron beams which will be the main concern of this Symposium. The large volume of high thermal flux available in the reflector tank is well suited to isotope production and analytical chemistry operations. To accommodate these activities, various experiment holes and "rabbit" tubes penetrate the top of the reflector tank. Seven vertical and two slant holes will provide a range of thermal fluxes for isotope production; these holes will be complemented by four hydraulic rabbit tubes, and three pneumatic rabbit tubes for materials analysis.

Neutron beams are extracted from the reflector by beam tubes which penetrate either into the peak thermal flux region (about 400 mm from the core centerline), or terminate at the graphite hot source at the reflector tank wall. The hot source is one of two types of spectral convertor which are placed in the reflector to tailor beam energies for specific applications; conversion to sub-thermal energies is accomplished by two liquid- D_2 cold sources. Cold neutrons are transported by horizontal neutron guides into a neutron guide hall adjacent to the containment building, or by slant guides to the second-floor beam room.

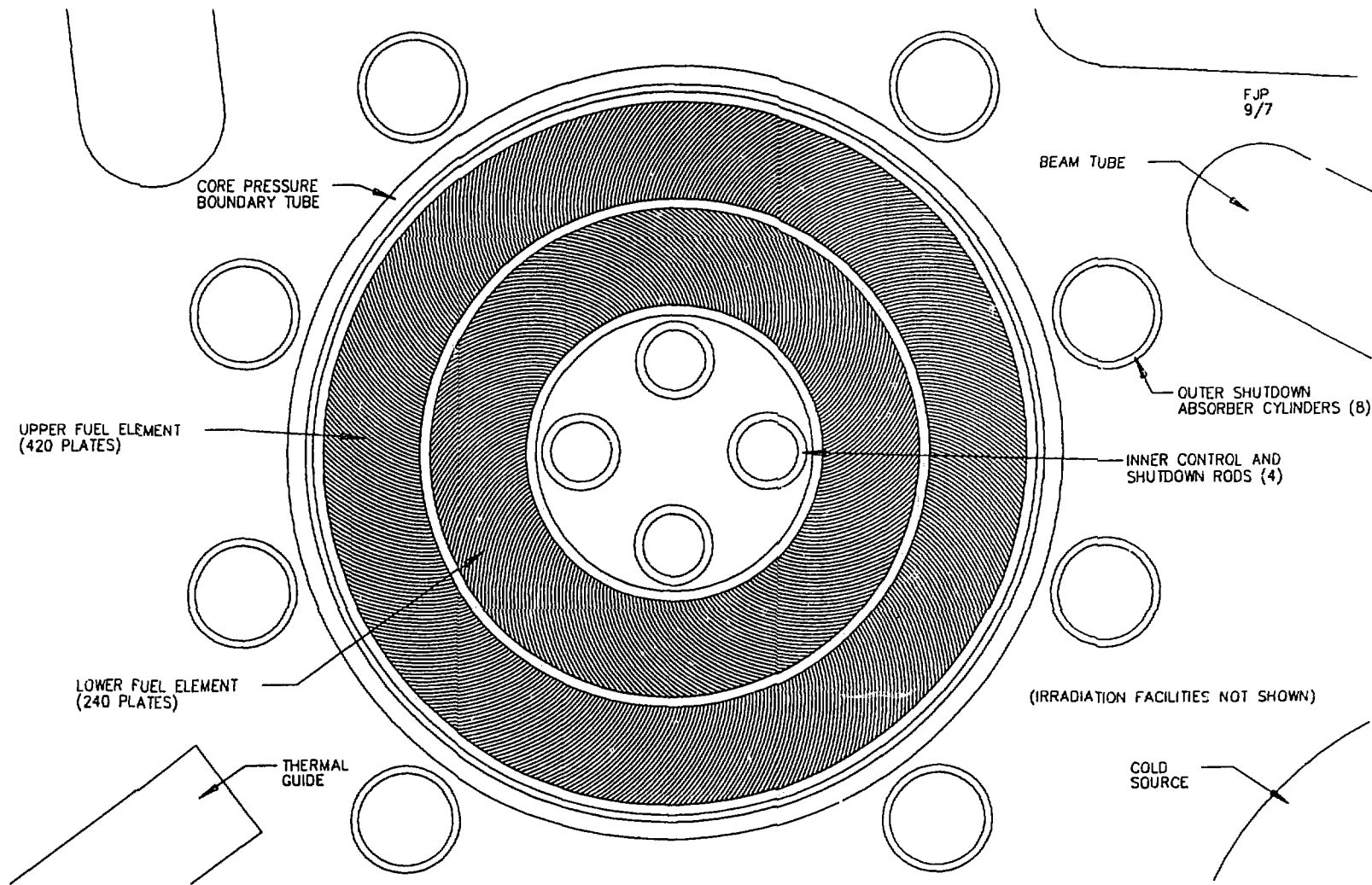


Figure 1. The ANS 2-element reactor core

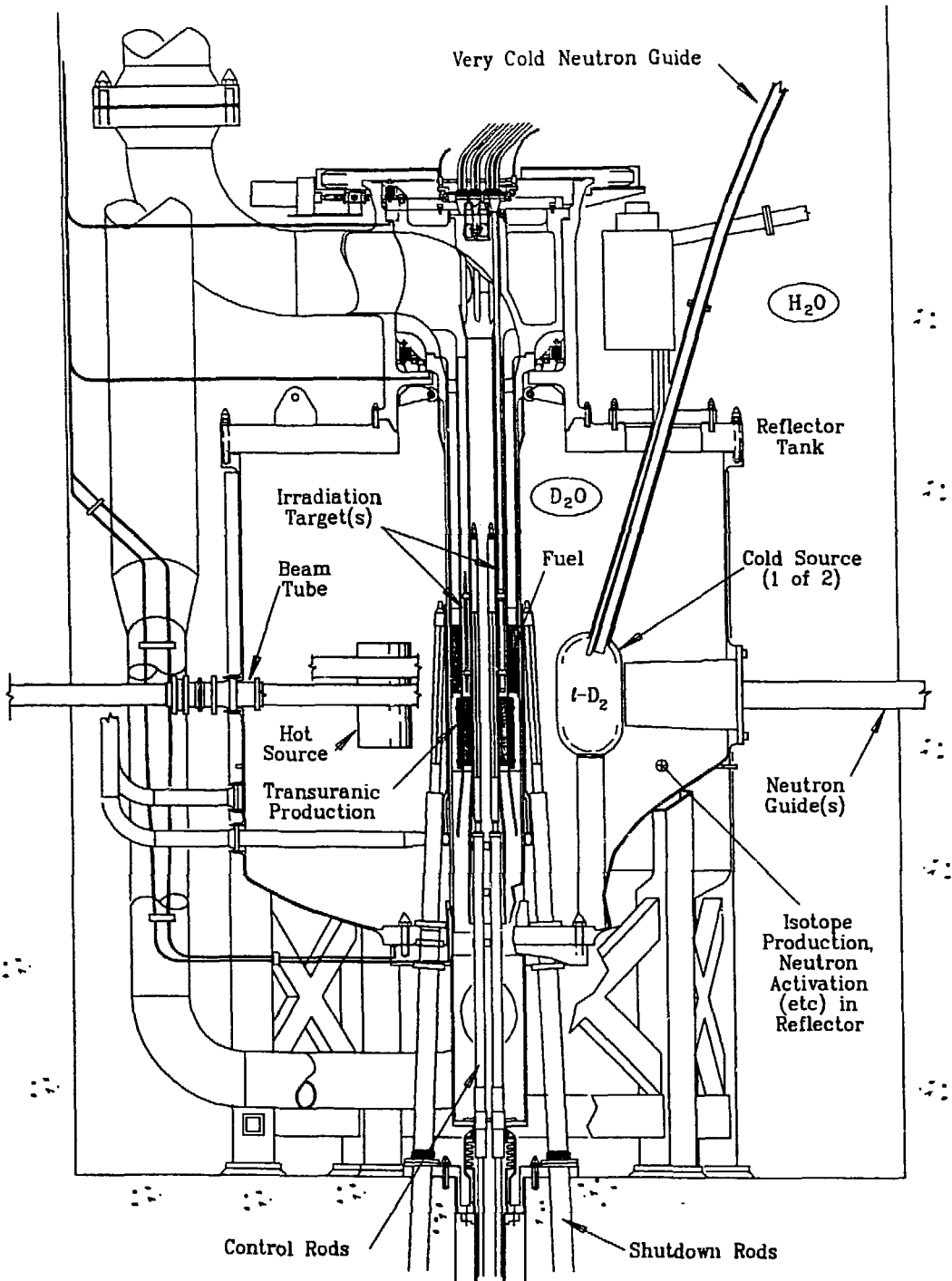


Figure 2. The ANS reactor assembly

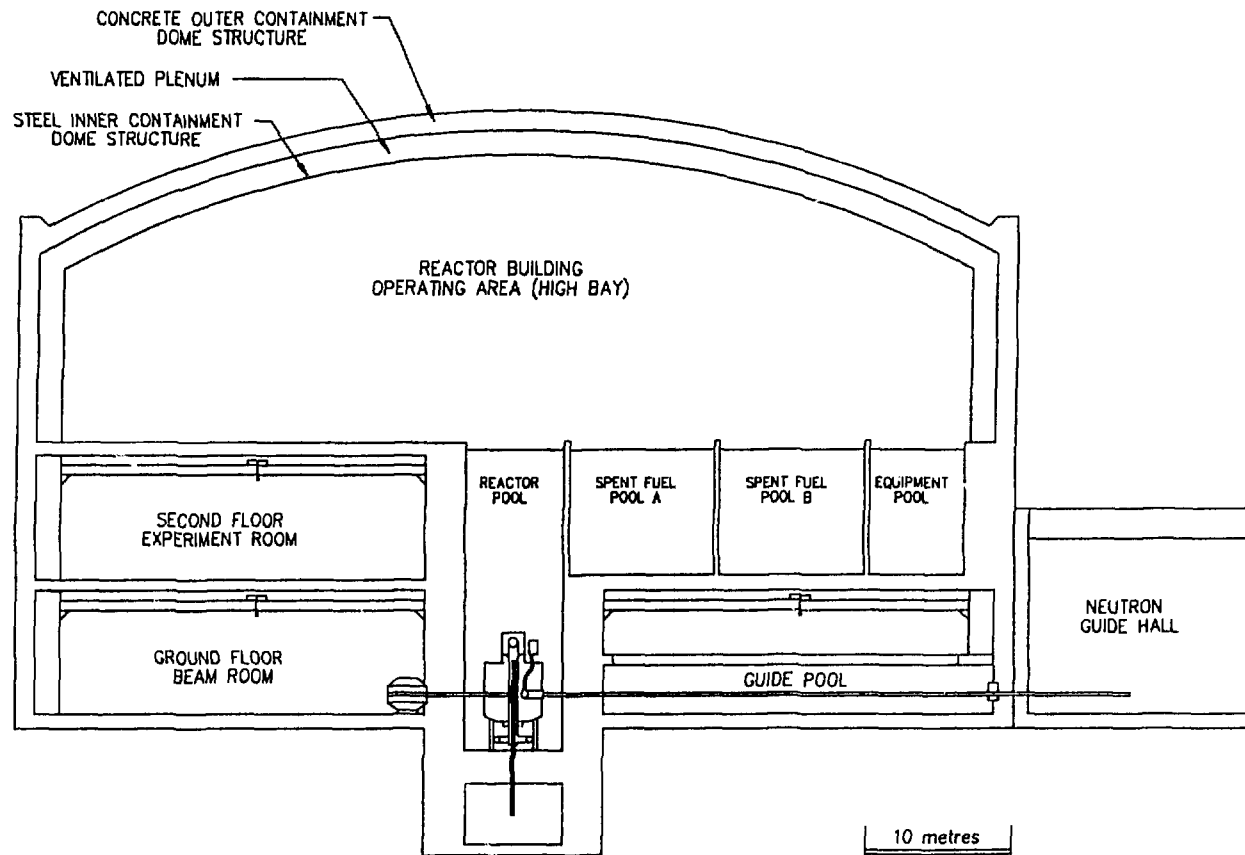


Figure 3. Section through reactor containment building

NEUTRON SCATTERING FACILITIES

There will be three user halls provided for experimental work at the ANS (Fig. 3). The *Ground Floor Beam Room* will provide "conventional" access to thermal and hot neutrons from the reactor *via* horizontal beam tubes terminating at the outside of the biological shielding. Inclined beams and certain other services, such as rabbit tubes, will terminate on a higher level in the *Second Floor Experiment Room*. Very cold and ultracold neutron research will take place on this level, as well as such activities as neutron depth profiling and some of the fundamental and nuclear physics work. The third main experimental area is the *Neutron Guide Hall*, which will provide the primary instrumentation for cool and cold neutron research. The layouts which will be presented below are designed to accommodate *today's* needs and priorities [3,4]. These are regularly updated *via* input from the National Steering Committee, as better estimates become available for the best probable instrument mix at the turn of the century, but they are considered sufficiently representative to act as a basis for major layouts.

Ground Floor Beam Room

The ground floor beam room layout is shown in Fig. 4. This layout currently assumes that, apart from a single through tube for nuclear physics, all beams will lie in the same plane; as neutronics calculations evolve, it may become necessary to stagger the beam heights alternatively above and below this reference plane, to minimize flux perturbations due to the beam tubes themselves.

Thermal beam scattering instruments for diffraction include 4-circle diffractometers on a thermal tube (T1) or guide (T2). A polarized beam is earmarked for single crystal diffraction (T3), but, in general, it is expected that polarized neutrons (and polarization analysis) will be routinely available whenever warranted on any instrument on the ANS. High resolution (T4) and high intensity (T5) powder diffractometers and two diffuse scattering spectrometers (T6/7) complement the single crystal instruments. Inelastic spectrometers are time-of-flight (T8) or 3-axis (T11/12).

The hot source provides beams to a high energy transfer 3-axis spectrometer (H3), a high momentum transfer single crystal diffractometer (H1), and a general purpose high incident energy diffractometer (H2) for studies of liquids and amorphous materials.

Neutron Guide Hall

The guide hall building (Fig. 5) is a wedge-shaped, single floor structure contiguous with the reactor containment building and office/laboratory complex. Two polar segment cranes will serve the guides and instruments. The guide shield structure reaches out to a distance of about 50 m from the reactor axis, and the experiment area extends a further 60 m. Apart from the two extreme guides, which serve special positions for nuclear physics (L12) or materials analysis (D16), the guides will generally be straight, so that cool as well as cold energies will be available. It will be noted that about one third of the experimental stations are for nuclear or fundamental physics; only the scattering instruments will be described here.

The most prevalent elastic scattering instruments are the small-angle neutron scattering cameras ((D3-6,L1,L2,L11), which offer varying degrees of resolution, and at least one of which will have reflectometer capabilities for surface studies. Diffuse scattering and high resolution powder diffraction will be available (L5,L6),

PLANT
NORTH

10 meters

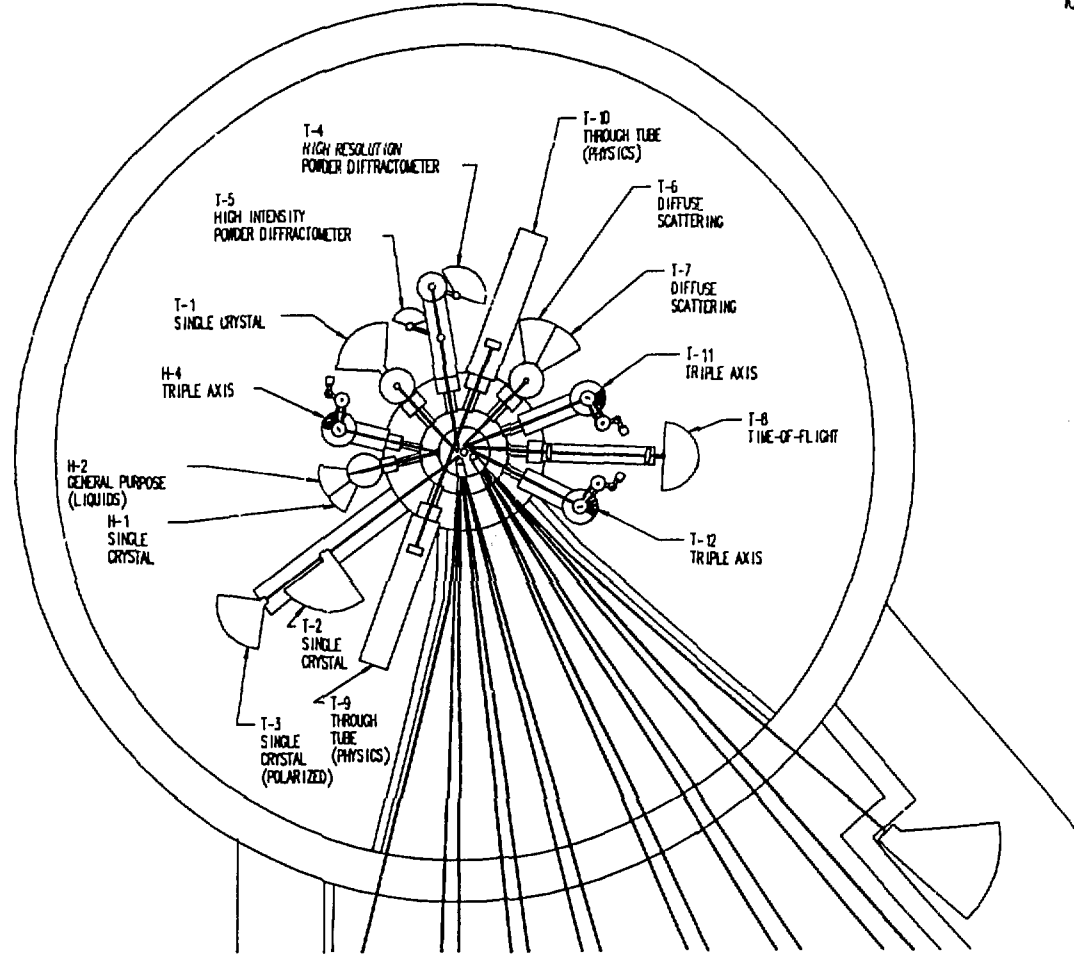


Figure 4. The ground floor beam room

FJP
3/17

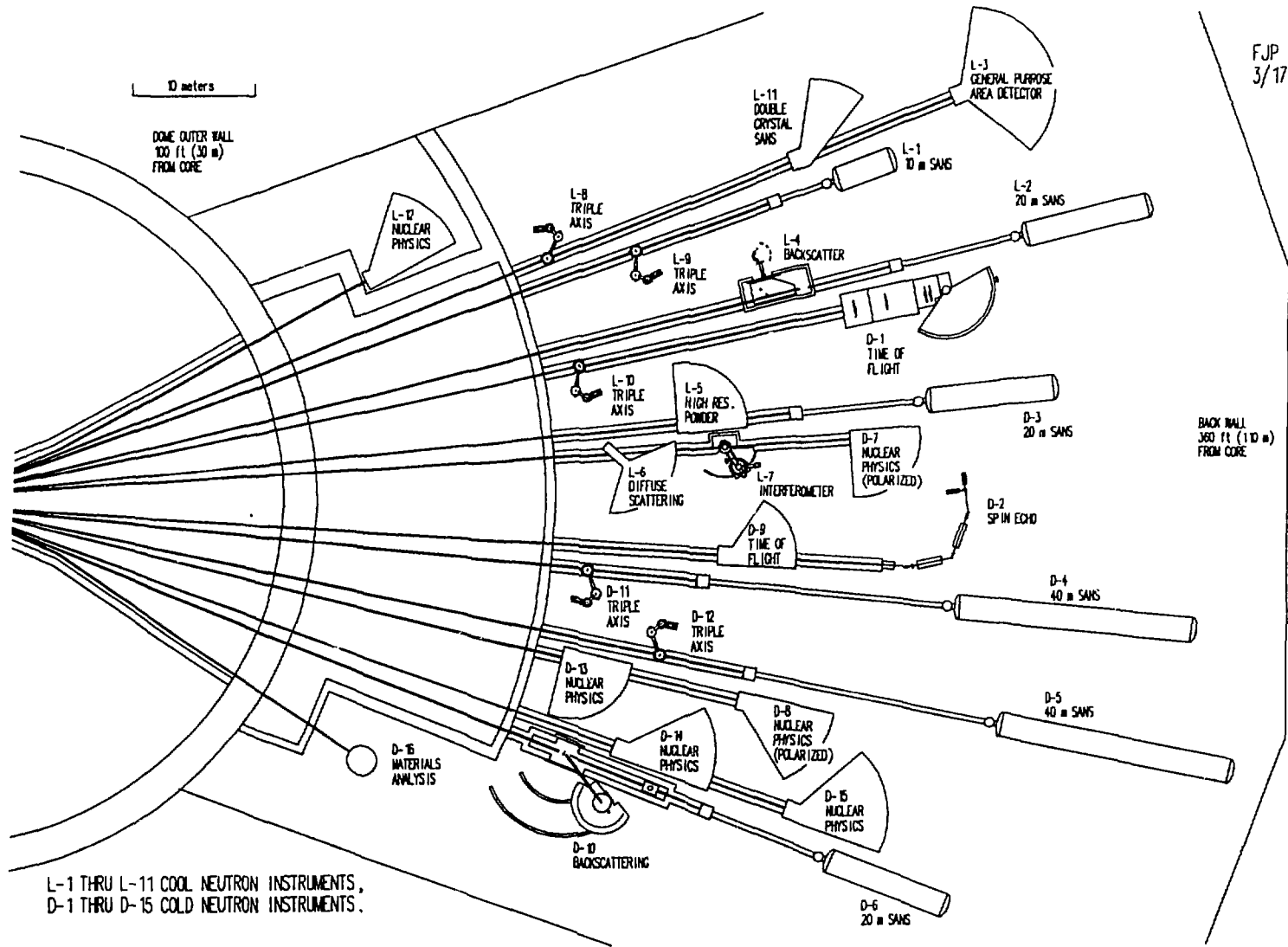


Figure 5. The cold neutron guide hall

together with a general purpose area detector for efficiently scanning large regions of reciprocal space, for example, to study incommensurable lattice structures. A specially isolated mounting (to screen thermal and acoustic noise) will be provided for a neutron interferometer station (L7).

Conventional, variable k_0 , focussing monochromator cool and cold 3-axis spectrometers will form the workhorses for inelastic scattering studies in the guide hall (D11,D12,L8,L9,L10), together with multichopper (D1) and time focussing (D9) time-of-flight spectrometers. Higher resolution inelastic studies will use backscattering (L4,D10) or neutron spin-echo (D2) as appropriate.

Second Floor Experiment Room

The main purpose of the second floor of the containment building is to provide experimental areas for users of the inclined beams and guides (Figs. 6 and 7). The prototypical layout shown in Fig. 7 demonstrates several key features, of which the most notable is the division of the area into two zones, one *secure*, the other *general access*. This is a particular example of the general site philosophy adopted for the ANS plant: separation of reactor operations from experimental areas, so that users may have straightforward access to their experiments and related areas (such as chemical laboratories), without requiring access to high security zones. One important role played by the second floor beam room will thus be to accommodate those experiments which have more commonly been situated in the reactor operations areas of other reactors (such as the ultracold neutron facility at ILL, Grenoble).

Current plans call for each cold source to be fitted with an inclined, curved guide (Fig. 6) for very cold neutrons (VCN). It is likely that one of these will be used directly while the other will be used as a feed for an ultracold (UCN) source (Fig. 7). A cold slant guide will provide a station for neutron depth profiling (NDP), which is a sensitive means of measuring concentration vs depth profiles by using reactions such as $^{10}\text{B}(n,\alpha)^7\text{Li}$ and detecting the resulting charged particles, whose range is a strong function of the distance they must travel in the surface being probed. NDP, which is quantitative and non-destructive, is applicable to a variety of technologies, such as microelectronics, optical signal processing, ultra-light alloys, and surface-modified materials.

A novel possibility for the ANS is to provide isotope separation on-line (ISOL). In this technique, a fission-fragment mass separator is used as the front end of an ion-implantation accelerator, providing a number of unique ions for studies of electron emission, channelling, and hyperfine interactions associated with ion-implanted radioactive atoms. Since charged beams are involved, they may be transported to ancillary equipment situated at some distance from the reactor.

PROJECT SCHEDULE AND COST

Preconceptual design of the ANS started in 1987, and the project is currently about halfway through the conceptual design phase, which will be finished at the end of 1990. Conceptual design embraces, apart from the key engineering elements, the choice of a site which meets all environmental criteria, and the considerable plant and equipment associated with the research activities planned at the ANS, for example, offices, shops and laboratories, library and conference rooms, etc. Once this has been completed and reviewed, the next stage is preliminary engineering design. (Specific aspects of the project are reviewed at about monthly intervals, with a major Department of Energy review at least annually.) To date, the project

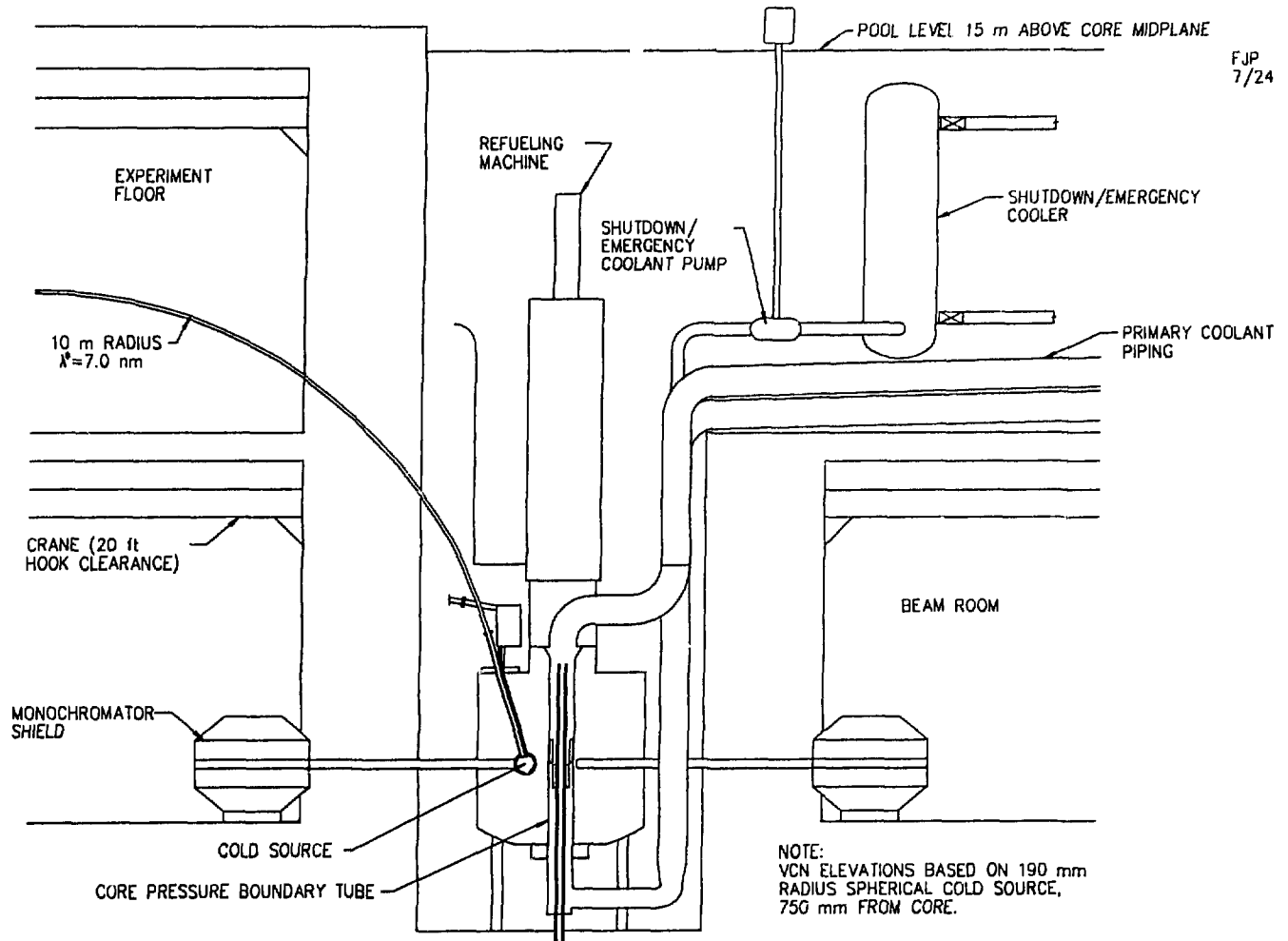


Figure 6. Curved very cold neutron guide to second floor

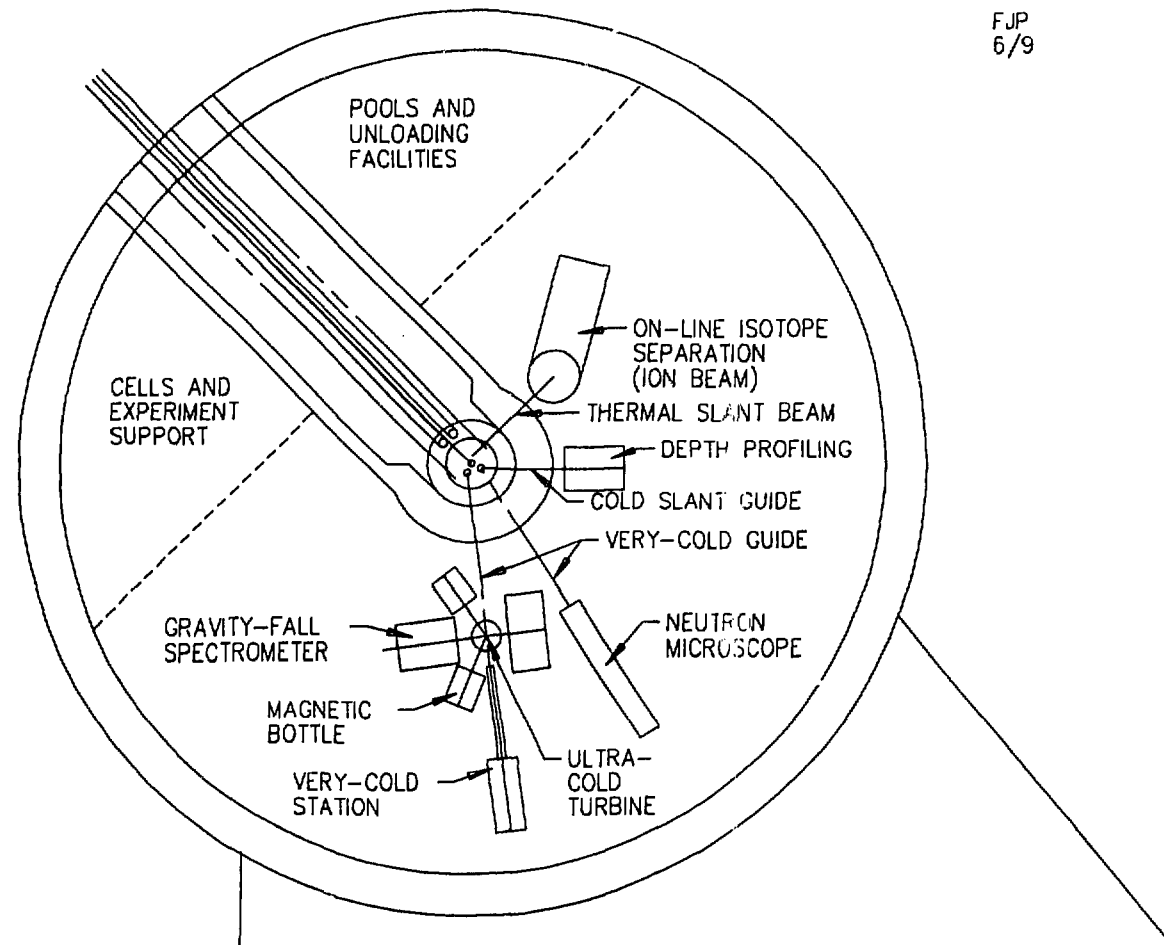


Figure 7. A possible second floor beam room layout

has been funded by operating funds, but detailed design for a project of this magnitude is sufficiently expensive that a 3-year line item request will be made to Congress for *design-only* funding, starting in 1991. The line item design cost is currently estimated at \$82.2M (1989 values).

Assuming the design is validated, the next step is to request construction funding, which is currently scheduled for 1994. The construction line item cost is presently estimated at about \$400M, so that the project cost is about \$500M (at 1989 prices), spread over 9 years. If the schedule is maintained, this will lead to reactor operation in late 1998, and will take the U.S. materials science community into the next millenium with the world's best facility of this type.

Oak Ridge National Laboratory is operated by Martin Marietta Energy Systems, Inc., for the U.S. Department of Energy, under Contract No. DE-AC05-84OR21400.

REFERENCES

1. Panel on Neutron Scattering, National Research Council, *Current Status of Neutron Scattering Research and Facilities in the United States* (National Academy Press, Washington D.C., 1984)
2. Major Materials Facilities Committee, National Research Council, *Major Facilities for Materials Research and Related Disciplines* (National Academy Press, Washington, D.C., 1984)
3. R. M. Moon, ed., *Proceedings of the Workshop on Instrumentation for the Advanced High-Flux Reactor*, Oak Ridge National Laboratory Report CONF-8405192 (1984)
4. G. H. Lander and V. J. Emery, eds., *Proceedings of the Workshop on Scientific Opportunities with Advanced Facilities for Neutron Scattering*, Argonne National Laboratory Report CONF-8410256 (1984); Nucl. Instr. and Meth., B12, 525 (1985)
5. R. M. Brugger, ed., *Proceedings of the Workshop on an Advanced Steady-State Neutron Facility*, Nucl. Instr. and Meth., A249 (1986)

DISCLAIMER

This report was prepared as an account of work sponsored by an agency of the United States Government. Neither the United States Government nor any agency thereof, nor any of their employees, makes any warranty, express or implied, or assumes any legal liability or responsibility for the accuracy, completeness, or usefulness of any information, apparatus, product, or process disclosed, or represents that its use would not infringe privately owned rights. Reference herein to any specific commercial product, process, or service by trade name, trademark, manufacturer, or otherwise does not necessarily constitute or imply its endorsement, recommendation, or favoring by the United States Government or any agency thereof. The views and opinions of authors expressed herein do not necessarily state or reflect those of the United States Government or any agency thereof.